


# TITAN

GRES FINE PROCELLANATO



**TITAN**

The word "TITAN" is written in a bold, white, sans-serif font. The letter 'A' is stylized with a white triangle inside it. Above the text is a horizontal bar composed of several colored segments: a thin brown line, a grey line, a white line, a light grey line, and a dark grey line.

GRES FINE PORCELLANATO  
*FINE PORCELAIN STONEWARE*

Pag. 06

**CORTEN**

Pag. 12

**ALUMINIUM**

Pag. 18

**PLATINUM**

Pag. 24

**INDIUM**

Pag. 28

**CEMENT**

Pag. 34

**CANYON**

Pag. 38

**CHALK**


INDICE  
INDEX



# TITAN

GRES FINE PORCELLANATO  
FINE PORCELAIN STONEWARE





METALLO E CEMENTO, DUE ELEMENTI DECISI CHE  
DANNO VITA ALLA COLLEZIONE TITAN DI CENTURY.

LE INNUMEREVOLI COMBINAZIONI POSSIBILI CHE  
SI VENGONO A CREARE TRA FORMATI E MATERIE,  
CONFERISCONO AGLI AMBIENTI UN FASCINO  
METROPOLITANO CHE SI SPOSA ALLA PERFEZIONE CON  
LE MODERNE ESIGENZE PROGETTUALI.

TITAN ESPRIME IL MEGLIO DELLA PIÙ AVANZATA  
TECNOLOGIA CERAMICA FIRMATA CENTURY CON LE  
GRANDI LASTRE FIRE, CHE POSATE SU PAVIMENTI E  
RIVESTIMENTI, CREANO UN IMPAREGGIABILE EFFETTO  
ESTETICO DI CONTINUITÀ.

*METAL AND CEMENT, TWO POWERFUL MATERIALS  
THAT CREATE CENTURY'S TITAN COLLECTION.*

*THE MANY POSSIBLE COMBINATIONS BETWEEN  
SIZES AND MATERIALS GIVE SPACES A  
METROPOLITAN APPEAL THAT RESPONDS PERFECTLY  
TO CONTEMPORARY DESIGN REQUIREMENTS.*

*TITAN FIRE SLABS EXPRESS THE BEST OF CENTURY'S  
CUTTING-EDGE CERAMICS TECHNOLOGY. LAID  
ON FLOORS AND WALLS, THEY CREATE AN  
INCOMPARABLE AESTHETIC EFFECT OF CONTINUITY.*

EFFETTO METALLO

*METAL EFFECT*



**ALUMINIUM**



**CORTEN**



**PLATINUM**



**INDIUM**



EFFETTO CEMENTO

*CEMENT EFFECT*



**CEMENT**




**CANYON**




**CHALK**


7 FORMATI 7 SIZES




**120X260 CM**  
47"X102"



**120X120 CM**  
47"X47"



**60X120 CM**  
24"X47"



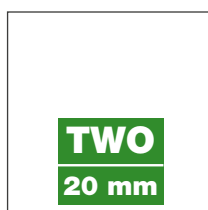
**80X80 CM**  
31,5"X31,5"



**60X60 CM**  
24"X24"



**30X60 CM**  
12"X24"



**80X80 CM**  
31,5"X31,5"



**60X60 CM**  
24"X24"



**50X100 CM**  
20"X40"

2 SUPERFICI 2 SURFACES

**GRIP NATURALE / NATURAL**

2 BORDI 2 EDGES

**RETTIFICATO / RECTIFIED  
NATURALE / NATURAL**





**TITAN**

# MATERIE DECISE CHE DANNO VITA A UNO SPAZIO MODERNO

*POWERFUL MATERIALS  
THAT BREATHE LIFE  
INTO CONTEMPORARY SPACES*

**CORTEN**

---



AMBIENTE REALIZZATO CON / SETTING REALIZED WITH:  
**CORTEN 120x260 cm 47"x102"** . **CORTEN 120x120 cm 47"x47"**







**CORTEN**

---





# ALUMINIUM

---











AMBIENTE REALIZZATO CON / SETTING REALIZED WITH:  
**ALUMINIUM 120x260 cm 47"x102"** . **ALUMINIUM 120x120 cm 47"x47"** . **PLATINUM 120x260 cm 47"x102"**



AMBIENTE REALIZZATO CON / SETTING REALIZED WITH:  
**ALUMINIUM 120x120 cm 47"x47" - PLATINUM 120x260 cm 47"x102"**



# **ALUMINIUM**

---

**TITAN**



# L'INTENSITÀ DEI PRODOTTI ESALTATA DAI GRANDI FORMATI

*THE INTENSITY OF THE PRODUCTS  
ENHANCED BY THE BIG SLABS*



**PLATINUM**

---







AMBIENTE REALIZZATO CON / SETTING REALIZED WITH:  
**PLATINUM 120x260 cm 47"x102"** . **PLATINUM 120x120 cm 47"x47"**






# PLATINUM

---





**TITAN**

**INDIUM**

---



AMBIENTE REALIZZATO CON / SETTING REALIZED WITH:  
**INDIUM 120x260 cm 47"x102"** . **INDIUM 120x120 cm 47"x47"**








**INDIUM**

---





# TONALITÀ AVVOLGENTI PER MOMENTI DI PURO RELAX

*WARM COLOURS  
FOR PURE RELAXATION*

**CEMENT**

---



# TITAN



AMBIENTE REALIZZATO CON / SETTING REALIZED WITH:  
**CEMENT 80x80 cm 31,5"x31,5"** . **TWO CEMENT 80x80 cm 31,5"x31,5"**  
**CEMENT 120x260 cm 47"x102"**  
**ALUMINIUM 120x260 cm 47"x102"**  
PEZZI SPECIALI POOLS&WELLNESS . *POOLS&WELLNESS SPECIAL PIECES*









AMBIENTE REALIZZATO CON / SETTING REALIZED WITH:  
**TWO CEMENT 80x80cm** 31,5"x31,5" . **CEMENT 120x260 cm** 47"x102"  
**ALUMINIUM 120x260 cm** 47"x102"



# CEMENT

---

# TITAN

# CANYON

---



AMBIENTE REALIZZATO CON / SETTING REALIZED WITH:  
**CANYON 120x120 cm 47"x47"**









**CANYON**

---







AMBIENTE REALIZZATO CON / SETTING REALIZED WITH:  
**CHALK 60x120 cm 24"x47"**

**TITAN**

**TITAN È  
UNIONE TRA  
ELEGANZA E  
ESSENZIALITÀ**

*TITAN BLENDS  
STYLE AND ESSENTIALITY*

**CHALK**

---







# CHALK

---





**CORTEN**



**ALUMINIUM**



**PLATINUM**



**INDIUM**



**CEMENT**



**CANYON**



**CHALK**


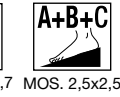
**TITAN**

GRES FINE PORCELLANATO  
FINE PORCELAIN STONEWARE

**CENIURY**<sup>®</sup>  
FINCIBEC GROUP

# TITAN


GRES FINE PORCELLANATO  
FINE PORCELAIN STONEWARE



**120x260 cm . 47"x102"** 7 mm

107220 CORTEN nat. rett.  
107221 ALUMINIUM nat. rett.  
107222 PLATINIUM nat. rett.  
107223 INDIUM nat. rett.  
107224 CEMENT nat. rett.  
107225 CANYON nat. rett.  
107226 CHALK nat. rett.


■ 203



**120x120 cm . 47"x47"** 9 mm

106240 CORTEN nat. rett.  
106241 ALUMINIUM nat. rett.  
107216 PLATINIUM nat. rett.  
107217 INDIUM nat. rett.  
106244 CEMENT nat. rett.  
107218 CANYON nat. rett.  
107219 CHALK nat. rett.


■ 127



**60x120 cm . 24"x47"** 9 mm

106631 CORTEN nat. rett.  
106630 ALUMINIUM nat. rett.  
106632 PLATINIUM nat. rett.  
106633 INDIUM nat. rett.  
106627 CEMENT nat. rett.  
106628 CANYON nat. rett.  
106629 CHALK nat. rett.

■ 93



**80x80 cm . 31,5"x31,5"** 9 mm

107227 CORTEN nat. rett.  
107228 ALUMINIUM nat. rett.  
107229 PLATINIUM nat. rett.  
107230 INDIUM nat. rett.  
107231 CEMENT nat. rett.  
107232 CANYON nat. rett.  
107234 CHALK nat. rett.

■ 93



**60x60 cm . 24"x24"** 9 mm

107235 CORTEN nat. rett.  
107236 ALUMINIUM nat. rett.  
107237 PLATINIUM nat. rett.  
107238 INDIUM nat. rett.  
107239 CEMENT nat. rett.  
107240 CANYON nat. rett.  
107241 CHALK nat. rett.

■ 69




**30x60 cm . 12"x24"** 9 mm

107242 CORTEN nat. rett.  
107243 ALUMINIUM nat. rett.  
107244 PLATINIUM nat. rett.  
107245 INDIUM nat. rett.  
107246 CEMENT nat. rett.  
107247 CANYON nat. rett.  
107248 CHALK nat. rett.

■ 63



DECORI DECORS



**120x260 cm . 47"x102"**  
107328 DECORO LIFE  
● 649




**120x260 cm . 47"x102"**  
107327 DECORO SKYLINE  
● 649




**120x260 cm . 47"x102"**  
114813 DECORO DREAM  
● 649

MOSAICI  
MOSAICS



**4,7x4,7 cm . 1,8"x1,8"**  
**MOSAICO SU RETE**  
**30x30 cm . 12"x12"**  
107249 CORTEN  
107250 ALUMINIUM  
107251 PLATINUM  
107252 INDIUM  
107253 CEMENT  
107254 CANYON  
107255 CHALK

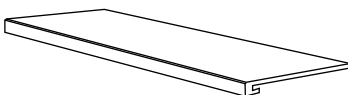
■ 253



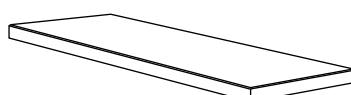
**2,5x2,5 cm . 1"x1"**  
**MOSAICO SU FOGLIO**  
**30x30 cm . 12"x12"**  
108372 CORTEN  
108373 ALUMINIUM  
108374 PLATINUM  
108375 INDIUM  
108376 CEMENT  
108377 CANYON  
108378 CHALK

■ 297

PEZZI SPECIALI . SPECIAL PIECES



**33x120 cm . 13"x47"**  
**GRADONE COSTA RETTA**  
● 333



**33x120 cm . 13"x47"**  
**GRADONE ANGOLARE COSTA RETTA DX/SX**  
● 345




**30x60 cm . 12"x24"**  
**GRADINO nat. rett.**  
● 55




**5,4x60 cm . 2"x24"**  
**BATTISCOPA nat. rett.**  
● 10

## TWO 20 mm



**80x80 cm** . 31,5"x31,5" 20 mm  
107685 CEMENT grip rett.  
■ 157



**60x60 cm** . 24"x24" 20 mm  
107295 CEMENT grip rett.  
■ 133

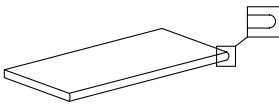


**50x100 cm** . 20"x40" 20 mm  
113722 CORTEN grip nat.  
113724 PLATINUM grip nat.  
■ 133

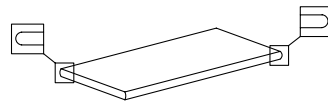


**50x100 cm** . 20"x40" 20 mm  
113726 CORTEN grip rett.  
113740 PLATINUM grip rett.  
■ 151

### PEZZI SPECIALI . SPECIAL PIECES

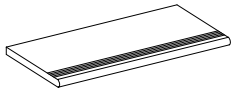


**30x60 cm** . 12"x24"  
**GRADONE CON TORO rett.**  
● 149  
**40x80 cm** . 16"x31,5"  
**GRADONE CON TORO rett.**  
● 253  
**50x100 cm** . 20"x40"  
**GRADONE CON TORO nat.**  
● 297  
**50x100 cm** . 20"x40"  
**GRADONE CON TORO rett.**  
● 297

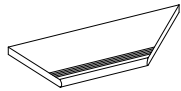


**30x60 cm** . 12"x24"  
**GRADONE ANGOLARE CON TORO DX/SX rett.**  
● 233  
**40x80 cm** . 16"x31,5"  
**GRADONE ANGOLARE CON TORO DX/SX rett.**  
● 325  
**50x100 cm** . 20"x40"  
**GRADONE ANGOLARE CON TORO DX/SX nat.**  
● 337  
**50x100 cm** . 20"x40"  
**GRADONE ANGOLARE CON TORO DX/SX rett.**  
● 337

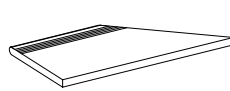
### POOLS&WELNNESS POOLS&WELLNESS



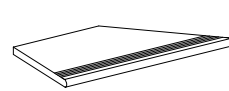
**\*BORDO LINE CON TORO grip**  
**25x50 cm** - 10"x20" ● 213  
**30x60 cm** - 12"x24" ● 223  
**40x80 cm** - 16"x31,5" ● 273



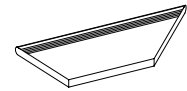
**ANGOLO LINE INTERNO CON TORO DX grip**  
**25x50 cm** - 10"x20" ● 228  
**30x60 cm** - 12"x24" ● 243  
**40x80 cm** - 16"x31,5" ● 293



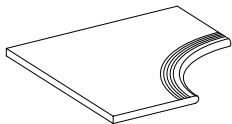
**ANGOLO LINE INTERNO CON TORO SX grip**  
**25x50 cm** - 10"x20" ● 228  
**30x60 cm** - 12"x24" ● 243  
**40x80 cm** - 16"x31,5" ● 293



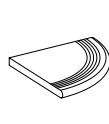
**ANGOLO LINE ESTERNO CON TORO DX grip**  
**25x50 cm** - 10"x20" ● 228  
**30x60 cm** - 12"x24" ● 243  
**40x80 cm** - 16"x31,5" ● 293



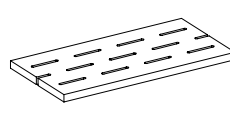
**ANGOLO LINE ESTERNO CON TORO SX grip**  
**25x50 cm** - 10"x20" ● 228  
**30x60 cm** - 12"x24" ● 243  
**40x80 cm** - 16"x31,5" ● 293



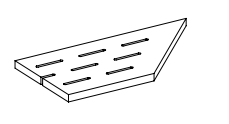
**ANGOLO CURVO LINE INTERNO CON TORO grip**  
**50x50 cm** - 20"x20" ● 337  
**60x60 cm** - 24"x24" ● 353  
**80x80 cm** - 31,5"x31,5" ● 381



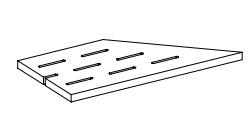
**ANGOLO CURVO LINE ESTERNO CON TORO grip**  
**25x25 cm** - 10"x10" ● 329  
**30x30 cm** - 12"x12" ● 345  
**40x40 cm** - 16"x16" ● 373



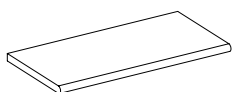
**\*GRIGLIA 20 mm grip**  
**25x50 cm** - 10"x20" ● 213  
**25x60 cm** - 10"x24" ● 248  
**20x60 cm** - 8"x24" ● 228  
**20x80 cm** - 8"x31,5" ● 295



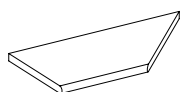
**ANGOLO GRIGLIA DX 20 mm grip**  
**25x50 cm** - 10"x20" ● 223  
**25x60 cm** - 10"x24" ● 253  
**20x60 cm** - 8"x24" ● 233  
**20x80 cm** - 8"x31,5" ● 297



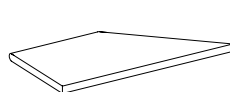
**ANGOLO GRIGLIA SX 20 mm grip**  
**25x50 cm** - 10"x20" ● 223  
**25x60 cm** - 10"x24" ● 253  
**20x60 cm** - 8"x24" ● 233  
**20x80 cm** - 8"x31,5" ● 297



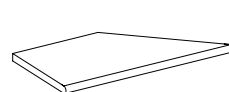
**\*BORDO CON TORO grip**  
**25x50 cm** - 10"x20" ● 173  
**30x60 cm** - 12"x24" ● 149  
**40x80 cm** - 16"x31,5" ● 253



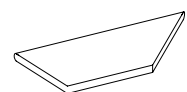
**ANGOLO INTERNO CON TORO DX grip**  
**25x50 cm** - 10"x20" ● 213  
**30x60 cm** - 12"x24" ● 209  
**40x80 cm** - 16"x31,5" ● 273



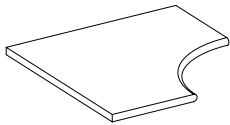
**ANGOLO INTERNO CON TORO SX grip**  
**25x50 cm** - 10"x20" ● 213  
**30x60 cm** - 12"x24" ● 209  
**40x80 cm** - 16"x31,5" ● 273



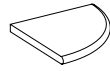
**ANGOLO ESTERNO CON TORO DX grip**  
**25x50 cm** - 10"x20" ● 213  
**30x60 cm** - 12"x24" ● 209  
**40x80 cm** - 16"x31,5" ● 273



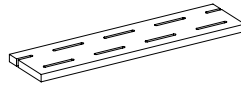
**ANGOLO ESTERNO CON TORO SX grip**  
**25x50 cm** - 10"x20" ● 213  
**30x60 cm** - 12"x24" ● 209  
**40x80 cm** - 16"x31,5" ● 273



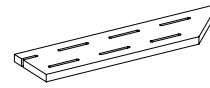
**ANGOLO CURVO INTERNO  
CON TORO grip**  
50x50 cm - 20"x20" ● 321  
60x60 cm - 24"x24" ● 337  
80x80 cm - 31,5"x31,5" ● 369



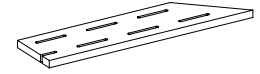
**ANGOLO CURVO ESTERNO  
CON TORO grip**  
25x25 cm - 10"x10" ● 313  
30x30 cm - 12"x12" ● 329  
40x40 cm - 16"x16" ● 361



**\*GRIGLIA 20 mm grip**  
15x60 cm - 6"x24" ● 208



**ANGOLO GRIGLIA DX  
20 mm grip**  
15x60 cm - 6"x24" ● 213



**ANGOLO GRIGLIA SX  
20 mm grip**  
15x60 cm - 6"x24" ● 213

\* Prezzo per ordine minimo di 20 pezzi. Per quantitativi inferiori, rivolgersi agli uffici commerciali per una quotazione specifica.  
Price for a minimum order of 20 items. For smaller volumes, please contact our commercial office for a specific quote.

### IMBALLI PACKAGING



	80x80	80x80 TWO	60x60	50x100 TWO	60x60 TWO	60x120	30x60	120x120*
Pc.	2	1	3	1	2	2	6	2
M <sup>2</sup>	1,28	0,64	1,08	0,5	0,72	1,44	1,08	2,88
Kg	26,2	29	22,5	22,50	32,70	31	22,5	58



	80x80	80x80 TWO	60x60	50x100 TWO	60x60 TWO	60x120	30x60	120x120*
Colli boxes	40	40	40	42	30	35	48	20
M <sup>2</sup>	51,2	25,6	43,2	21	21,6	50,4	51,84	57,6
Kg	1048	1160	900	945	980	1085	1080	1160



Su richiesta è disponibile cavalletto 120x120, a 20 colli.  
Frame 120x120 available on demand, with 20 boxes.



	120x260 rett. M <sup>2</sup> 3,12 - Kg 53
Pc.	20
M <sup>2</sup>	62,4
Kg	1060



	120x260 rett. M <sup>2</sup> 3,12 - Kg 53
Pc.	36
M <sup>2</sup>	112,3
Kg	1908

Su richiesta è possibile prevedere l'applicazione di una stuoia in fibra di vetro, sul retro delle grandi lastre.  
Fiberglass application available on demand, on the back side of the big slabs.

### CATEGORIE D'IMPIEGO USE CLASSES



**C1** Piastrelle da pavimento consigliate per calpestio lieve  
*Floor tiles recommended for low traffic*



**C2** Piastrelle da pavimento consigliate per calpestio leggero  
*Floor tiles recommended for light traffic*



**C3** Piastrelle da pavimento consigliate per calpestio medio-leggero  
*Floor tiles recommended for medium-light traffic*



**C4** Piastrelle da pavimento consigliate per calpestio medio  
*Floor tiles recommended for medium traffic*

± 7 mm



**C5** Piastrelle da pavimento consigliate per calpestio intenso  
*Floor tiles recommended for heavy traffic areas*

± 9 mm  
± 20 mm

### VARIAZIONI CROMATICHE COLOURS VARIATIONS



**V1** Aspetto uniforme  
*Even appearance*



**V2** Lieve variazione  
*Light variation*



**V3** Media variazione  
*Medium variation*



**V4** Intensa variazione  
*Strong variation*

È indispensabile all'atto della posa, prelevare le piastrelle da più confezioni.

*It is necessary to take the tiles from several different boxes when laying them.*

### NOTE NOTES

I prodotti possono essere modificati da Fincibec senza preavviso, respingendo ogni responsabilità su possibili danni diretti o indiretti causati da potenziali modifiche.  
*Fincibec reserves the right to modify its products without prior notice and cannot be held liable for direct or indirect damage caused by such modifications.*

Verificare sempre la correttezza delle informazioni e dei dati relativi a codici, imballaggi e pesi, consultando il listino prezzi in vigore.  
*Always refer to the price list in force to ensure correct information and data on codes, packaging, and weight.*

Le tonalità dei colori riportate nel catalogo sono indicative.  
*The colours shades, reported on the catalogue, are indicative.*

# CARATTERISTICHE TECNICHE / GRES FINE PORCELLANATO COLORATO IN MASSA

TECHNICAL SPECIFICATIONS / COLOURED PORCELAIN STONEWARE - TECHNISCHE EIGENSCHAFTEN / DURCHGEFÄRBTES FEINSTEINZEUG - CARACTÉRISTIQUES TECHNIQUES / GRÈS FIN CÉRAMÉ COLORÉ EN MASSE - CARACTERÍSTICAS TÉCNICAS / GRES FINO PORCELÁNICO TENDIDO EN MASA - ТЕХНИЧЕСКИЕ ХАРАКТЕРИСТИКИ / МЕЛКОЗЕРНИСТЫЙ КЕРАМОГРАНИТ, ОКРАШЕННЫЙ В МАССЕ

STANDARDS : UNI EN 14411 ANNEX G - Bla / UNI EN ISO 13006 ANNEX G - Bla

CARATTERISTICHE TECNICHE TECHNICAL DATA TECHNISCHE DATEN CARACTÉRISTIQUES TECHNIQUES CARACTERÍSTICAS TÉCNICAS ТЕХНИЧЕСКИЕ ХАРАКТЕРИСТИКИ		TIPO DI PROVA STANDARD OF TEST NORME DU TEST TESTNORM TIPO DE PRUEBA ТИП ТЕСТА	VALORI PRESCRITTI DALLE NORME INTERNATIONAL STANDARDS INTERNATIONALE NORMWERTE VALEURS PREVUES PAR LES NORMES VALORES PREVISTOS POR LAS NORMAS ПРЕДУСМОТРЕННЫЕ СТАНДАРТОМ		VALORE MEDIO CENTURY CENTURY AVERAGE VALUE CENTURY MITTELWERT VALEURS MOYEN CENTURY VALOR MEDIO CENTURY СРЕДНЕЗНАЧЕНИЕ CENTURY	
CARATTERISTICHE DIMENSIONALI - SIZE CHARACTERISTICS - MASSEIGENSCHAFTEN - DETERMINATION DES CARACTÉRISTIQUES DIMENSIONNELLES CARACTERÍSTICAS DIMENSIONALES - PAZMERHNE XAPAKTEPCTHKH		REQUIREMENTS FOR NOMINAL SIZE N		NAT	GRIP	
		7 cm ≤ N ≤ 15 cm		N ≥ 15 cm		
	<b>LATI</b> SIDES - SEITEN COTES - CANTOS РАЗМЕРЫ СТОРОН	EN ISO 10545-2	± 0,9 mm	± 0,6% (± 2,0 mm)	CONFORME COMPLYING - ERFÜLLT CONFORME - CONFORME COOTBETCTBYET	
	<b>SPESSORE</b> THICKNESS - DICKE ÉPAISSEUR - ESPESOR ТОЛЩИНА	EN ISO 10545-2	± 0,5 mm	± 5,0% (± 0,5 mm)	CONFORME COMPLYING - ERFÜLLT CONFORME - CONFORME COOTBETCTBYET	
	<b>RETTILINEITÀ DEGLI SPIGOLI</b> STRAIGHTNESS OF SIDES - GERADLINIGKEIT DER KANTEN RECTITUDE DES ARETES - RECTITUD DE LOS CANTOS - КОСОУГОЛЬНОСТЬ	EN ISO 10545-2	± 0,75 mm	± 0,5% (± 1,5 mm)	CONFORME COMPLYING - ERFÜLLT CONFORME - CONFORME COOTBETCTBYET	
	<b>ORTOGONALITÀ</b> RECTANGULARITY - RECHTWINKLIGKEIT PERPENDICULARITÉ - ORTOGONALIDAD КРИВИЗНА СТОРОН	EN ISO 10545-2	± 0,75 mm	± 0,5% (± 2 mm)	CONFORME COMPLYING - ERFÜLLT CONFORME - CONFORME COOTBETCTBYET	
	<b>PLANARITÀ</b> SURFACE FLATNESS - EBENFLÄCHIGKEIT PLANEITE DE SURFACE - PLANEIDAD КРИВИЗНА ЛИЦЕВОЙ ПОВЕРХНОСТИ	EN ISO 10545-2	± 0,75 mm	± 0,5% (± 2,0 mm)	CONFORME COMPLYING - ERFÜLLT CONFORME - CONFORME COOTBETCTBYET	
	<b>ASSORBIMENTO D'ACQUA</b> WATER ABSORPTION - WASSERAUFNAHME ABSORPTION D'EAU - ABSORCIÓN DE AGUA ВОДОПОГЛОЩЕНИЕ	EN ISO 10545-3	≤ 0,5 %		≤ 0,1 %	
	<b>RESISTENZA ALLA FLESSIONE</b> FLEXION RESISTANCE - BIEGEFESTIGKEIT RESISTANCE A LA FLEXION - RESISTENCIA A LA FLEXIÓN ПРЕДЕЛ ПРОЧНОСТИ ПРИ ИЗГИБЕ	EN ISO 10545-4	S > 700 N (⊥ 7 mm) R ≥ 35 N/mm <sup>2</sup>  S ≥ 1.300 N (⊥ 12 mm + ⊥ 9 mm) R ≥ 35 N/mm <sup>2</sup>		CONFORME COMPLYING - ERFÜLLT CONFORME - CONFORME COOTBETCTBYET	
	<b>RESISTENZA ALL'URTO</b> IMPACT RESISTANCE - STOSSFESTIGKEIT RESISTANCE AUX CHOCES - RESISTENCIA A LOS GOLPES УДАРОСТОЙКОСТЬ	EN ISO 10545-5	VALORE DICHIARATO DECLARED VALUE - ANGEGEBENER WERT VALEUR DÉCLARÉE - VALOR DECLARADO - ЗАЯВЛЕННОЕ ЗНАЧЕНИЕ		> 0,80	
	<b>COEFFICIENTE DI DILATAZIONE TERMICA LINEARE</b> COEFFICIENT OF LINEAR THERMAL EXPANSION - LINEARER WÄRMEAUDEHNUNGSKOEFFIZIENT COEFFICIENT DE DILATATION THERMIQUE LINEAIRE - COEFFICIENTE DE DILATACIÓN TÉRMICA LINEAL КОЭФФИЦИЕНТ ЛИНЕЙНОГО ТЕРМИЧЕСКОГО РАСТЯЖЕНИЯ	EN ISO 10545-8	VALORE DICHIARATO DECLARED VALUE - ANGEGEBENER WERT VALEUR DÉCLARÉE - VALOR DECLARADO - ЗАЯВЛЕННОЕ ЗНАЧЕНИЕ		α = 6,7x10 <sup>-6</sup> /°C	
	<b>RESISTENZA AGLI SBALZI TERMICI</b> RESISTANCE TO THERMAL SHOCKS - BESTÄNDIGKEIT GEGEN TEMPERATURSCHWANKUNGEN RESISTANCE AUX CHOCES THERMIQUES - RESISTENCIA A LOS CHOQUES TÈRMICOS СТОЙКОСТЬ К ПЕРЕПАДАМ ТЕМПЕРАТУРЫ	EN ISO 10545-9	TEST SUPERATO SECONDO EN ISO 10545-1 TEST PASSED ACCORDING TO - TEST BESTANDEN NACH TEXTE DÉPASSÉ SELON - PRUEBA SUPERADA SEGÚN ИСПЫТАНИЕ ПРОЙДЕНО В СООТВЕТСТВИИ С		NESSUN DANNO NO DAMAGE - KEIN SCHADEN AUCUN DOMMAGE -NINGUN DANO БЕЗ ПОВРЕЖДЕНИЙ	
	<b>DILATAZIONE ALL'UMIDITÀ (IN MMM)</b> MOISTURE EXPANSION (IN MMM) - FEUCHTIGKEITSBEDINGTE AUSDEHNUNG (IN MMM) DILATATION À L'HUMIDITÉ (EN MMM) - DILATACIÓN CON LA HUMEDAD (EN MMM) ВЛАЖНОСТНОЕ РАСТЯЖЕНИЕ (В MMM)	EN ISO 10545-10	VALORE DICHIARATO DECLARED VALUE - ANGEGEBENER WERT VALEUR DÉCLARÉE - VALOR DECLARADO - ЗАЯВЛЕННОЕ ЗНАЧЕНИЕ		MAX 0,1 mm / m	
	<b>RESISTENZA AL GELO</b> FROST RESISTANCE - FROSTBESTÄNDIGKEIT RESISTANCE AU GEL - RESISTENCIA AL HIELO МОРОЗОСТОЙКОСТЬ	EN ISO 10545-12	TEST SUPERATO SECONDO EN ISO 10545-1 TEST PASSED ACCORDING TO - TEST BESTANDEN NACH TEXTE DÉPASSÉ SELON - PRUEBA SUPERADA SEGÚN ИСПЫТАНИЕ ПРОЙДЕНО В СООТВЕТСТВИИ С		NESSUN DANNO NO DAMAGE - KEIN SCHADEN AUCUN DOMMAGE -NINGUN DANO БЕЗ ПОВРЕЖДЕНИЙ	
	<b>RESISTENZA AI PRODOTTI CHIMICI USO DOMESTICO E ADDITIVI PER PISCINA</b> RESISTANCE TO HOUSEHOLD AND SWIMMING POOL CHEMICAL PRODUCTS - RBSTÄNDIGKEIT GEGEN HAUSHALTSHEMIKALIEN UND ZUSATZSTOFFE FÜR SWIMMINGPOOLS - RESISTANCE AUX PRODUITS CHIMIQUES USAGE DOMESTIQUE ET ADDITIFS POUR PISCINE - RESISTENCIA A LOS PRODUCTOS QUÍMICOS DE USO DOMESTICO Y ADITIVOS PARA PISCINA - СТОЙКОСТЬ К ДЕЙСТВУЮ ВЫТОВЫХ ХИМИЧЕСКИХ СРЕДСТВ, ДОБАВКАМ В БАССЕЙНЫ	EN ISO 10545-13	B MIN		CONFORME COMPLYING - ERFÜLLT CONFORME - CONFORME COOTBETCTBYET	
	<b>RESISTENZA A BASSE CONCENTRAZIONI DI ACIDI E ALCALI</b> RESISTANCE TO LOW CONCENTRATIONS OF ACIDS AND ALKALI - BESTÄNDIGKEIT BEI NIEDRIGEN KONZENTRATIONEN VON SÄUREN UND LAUGEN - RESISTANCE À BASSES CONCENTRATIONS D'ACIDES ET ALCALIS - RESISTENCIA A BAJAS CONCENTRACIONES DE ÁCIDOS Y ALCALIS - СТОЙКОСТЬ К ДЕЙСТВУЮ НИЗКИХ КОНЦЕНТРАЦИЙ КИСЛОТ И ЩЕЛОЧЕЙ	EN ISO 10545-13	VALORE DICHIARATO DECLARED VALUE - ANGEGEBENER WERT VALEUR DÉCLARÉE - VALOR DECLARADO - ЗАЯВЛЕННОЕ ЗНАЧЕНИЕ		CONFORME COMPLYING - ERFÜLLT CONFORME - CONFORME COOTBETCTBYET	
	<b>RESISTENZA AD ALTE CONCENTRAZIONI DI ACIDI E ALCALI</b> RESISTANCE TO HIGH CONCENTRATIONS OF ACIDS AND ALKALI - BESTÄNDIGKEIT BEI HOHEN KONZENTRATIONEN VON SÄUREN UND LAUGEN - RESISTANCE À HAUTES CONCENTRATIONS D'ACIDES ET ALCALIS - RESISTENCIA A ALTAS CONCENTRACIONES DE ÁCIDOS Y ALCALIS - СТОЙКОСТЬ К ДЕЙСТВУЮ ВЫСОКИХ КОНЦЕНТРАЦИЙ КИСЛОТ И ЩЕЛОЧЕЙ	EN ISO 10545-13	VALORE DICHIARATO DECLARED VALUE - ANGEGEBENER WERT VALEUR DÉCLARÉE - VALOR DECLARADO - ЗАЯВЛЕННОЕ ЗНАЧЕНИЕ		CONFORME COMPLYING - ERFÜLLT CONFORME - CONFORME COOTBETCTBYET	
	<b>RESISTENZA ALLE MACCHIE</b> RESISTANCE TO STAINS - FLECKENBESTÄNDIGKEIT RESISTANCE AUX TACHES - RESISTENCIA A LAS MANCHAS УСТОЙЧИВОСТЬ К ПЯТНООБРАЗОВАНИЮ	EN ISO 10545-14	VALORE DICHIARATO DECLARED VALUE - ANGEGEBENER WERT VALEUR DÉCLARÉE - VALOR DECLARADO - ЗАЯВЛЕННОЕ ЗНАЧЕНИЕ		CONFORME COMPLYING - ERFÜLLT CONFORME - CONFORME COOTBETCTBYET	
	<b>CESSIONE DI PIOMBO E CADMIO</b> LEAD AND CADMIUM DISCHARGE - ABGABE VON BLEI UND CADMIUM PERTE DE PLOMB ET CADMIUM - CÉSION DE PLOMO Y CADMIO ВЫДЕЛЕНИЕ СВИНЦА И КАДМИЯ	EN ISO 10545-15	VALORE DICHIARATO DECLARED VALUE - ANGEGEBENER WERT VALEUR DÉCLARÉE - VALOR DECLARADO - ЗАЯВЛЕННОЕ ЗНАЧЕНИЕ		< AL LIMITE DI RILEVAMENTO < THAN INSTRUMENT LIMIT - UNMESSBARES WERT < LIMITE DE L'INSTRUMENT - LIMITE DEL INSTRUMENTO < НАПРЕДЕЛЕ ОПРЕДЕЛИМОСТИ	
		DM. 236/89 BCRA	> 0,40		> 0,40	> 0,40
		ANSI A 137.1	WET DCOF > 0,42		> 0,42	> 0,42
	<b>SCIVOLOSITÀ</b> SKID RESISTANCE - RUTSCHWERT GLISSANCE - ADHERENCIA СКОЛЬКОСТЬ	DIN EN 16165 ANNEX B	-		R9 (Corten, Aluminium, Platinum, Indium) R10 (Cement, Canyon, Chalk)	R11
		DIN EN 16165 ANNEX A	-		A+B (mos 4,7) (Cement, Canyon, Chalk)	A+B+C A+B+C (mos. 2,5)

PER I CERTIFICATI SPECIFICI, E I VALORI PUNTUALI, CONTATTARE FINOBCS S.P.A. - FOR SPECIFIC CERTIFICATES AND DATA, CONTACT FINOBCS S.P.A. - FÜR SPEZIELLE ZERTIFIKATE UND PUNKTWERTE, FINOBCS S.P.A. KONTAKTIEREN - POUR LES CERTIFICATS SPÉCIFIQUES ET LES VALEURS PONCTUELLES, CONTACTER FINOBCS S.P.A. - PARA LOS CERTIFICADOS ESPECÍFICOS Y LOS VALORES CONCRETOS, CONTACTE CON FINOBCS S.P.A. - ВОПРОСАМ СПЕЦИАЛЬНЫХ СЕРТИФИКАТОВ И ПОКАЗАТЕЛЕЙ СВЯЖИТЕСЬ С FINOBCS S.P.A.







**CENTURY**

Via Radici in Monte, 19 - 42014 Roteglia (RE) Italy

Tel. +39 0536 855511

Fax Italia +39 0536 851239

Fax Export Dept. +39 0536 855541

info@century-ceramica.it

www.century-ceramica.it

Fincibec S.p.A.

Sede legale: Via Valle d'Aosta, 47 - 41049 - Sassuolo (Mo) Italy

Gruppo Fire S.R.L.

Fincibec USA Inc.

420 Columbus Avenue

Valhalla N.Y. 10595 USA

info@fincibecusa.com

FINCIBEC S.p.A.  
socio di:

