

Specifications

Models	SX-150	
Measurements	US	Metric
Working height maximum*	158 ft	48.33 m
Platform height maximum	152 ft	46.33 m
Horizontal reach maximum	80 ft	24.38 m
Below ground reach	2 ft	0.61 m
A Platform length	3 ft	0.91 m
B Platform width	8 ft	2.44 m
C Height - stowed	10 ft	3.05 m
D Length - stowed	53 ft 1 in	16.18 m
Length - transport (jib tucked under)	42 ft 8 in	13.00 m
E Width - axles retracted	8 ft 2 in	2.49 m
Width - axles extended	16 ft 6 in	5.03 m
F Wheelbase - axles retracted	16 ft 6 in	5.03 m
Wheelbase - axles extended	15 ft 6 in	4.72 m
G Ground clearance - center	1 ft 3 in	0.38 m

Productivity

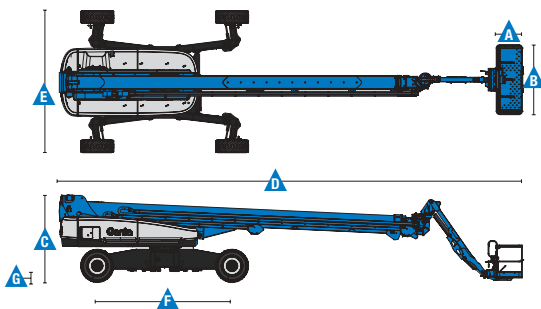
Lift capacity	750 lb	340 kg
Platform rotation	160°	
Vertical jib rotation	135°	
Horizontal jib rotation	60°	
Turntable rotation	360° continuous	
Turntable tailswing - axle retracted	3 ft 9 in	1.14 m
Turntable tailswing - axle extended	3 ft 6 in	1.07 m
Drive speed - stowed	2.3 mph	3.7 km/h
Drive Speed - out of stowed		
below 125 ft (38.1 m)	0.4 mph	0.65 km/h
above 125 ft (38.1 m)	0.1 mph	0.17 km/h
Gradeability - stowed	35%	
Turning radius - axle retracted: inside	20 ft 7 in	6.27 m
outside	28 ft 1 in	8.56 m
Turning radius - axle extended: inside	9 ft 11 in	3.02 m
outside	24 ft 1 in	7.34 m
Controls	12 V DC proportional	
Tires	445D50/710HD	

Power

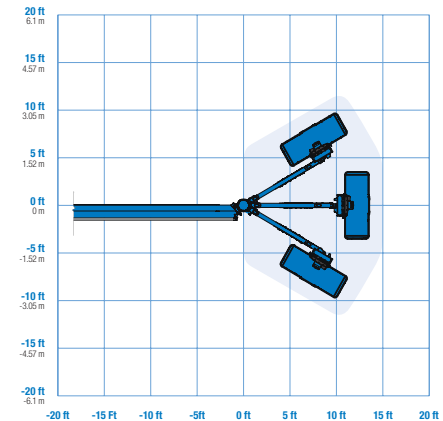
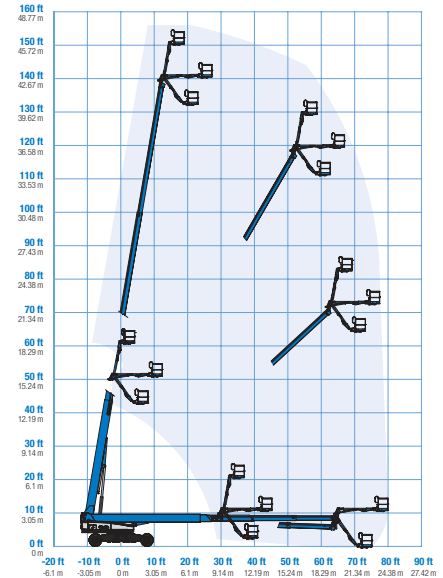
Power source	74 hp (55 kW) Deutz turbo diesel, Tier 4f, 2.9 L
	74 hp (55 kW) Perkins turbo diesel, Tier 4f, 854F-E34T
Auxiliary power unit	12 V DC
Hydraulic tank capacity	110 gal / 416 L
Fuel tank capacity	50 gal / 189 L

Weight***	49,950 lb / 22,657 kg
-----------	-----------------------

Standards Compliance ANSI A92.5, CSA B354.4, EN 280, AS 1418.10



Range Of Motion SX-150



* The metric equivalent of working height adds 2 m to platform height. U.S. adds 6 ft to platform height.
 ** Gradeability applies to driving on slopes. See operator's manual for details regarding slope ratings.
 *** Weight will vary depending on options and/or country standards.

Features

Standard Features

Measurements

- 158 ft (48.33 m) working height
- 80 ft (24.4 m) horizontal reach
- 750 lb (340 kg) lift capacity

Productivity

- XChassis™ extendable axles
- 10 ft (3.05 m) 60° rotating jib
- Self-leveling platform
- 160° hydraulic platform rotation
- Proportional joystick controls
- Hydraulic oil cooler
- Drive enable
- AC power in the platform
- Horn
- Hour meter
- Tilt alarm
- Descent alarm
- 360° continuous turntable rotation
- Positive traction 4WD
- Two speed wheel motors
- Four wheel high angle steer
- Four steering modes: front, rear, crab and coordinated
- On board full diagnostics and engine monitoring display
- Work tray
- Entry Toeboard
- Lift Guard™ Contact Alarm

Power

- 7.5 kW welder ready generator
 - 208V/120V/60Hz (North America)
 - 415V/240V/50Hz (Europe & Australia)
 - 110V/55V/50Hz (UK)
- 12 V DC auxiliary power
- Auto engine fault protection
- Swing out engine tray

Easily Configured To Meet Your Needs

Platform Options

- Steel 6 ft (1.83 m) platform with side swing gate
- 8 ft (2.44 m) tri-entry platform with side swing gate (standard)

Drive/Steer

- 4WD (standard)
- 4WS (standard)

Engine Options

- 74 hp (55 kW) Deutz turbo diesel, T4f* (standard)
- 74 hp (55 kW) Perkins turbo diesel, T4f*

Tires

- Rough terrain foam-filled (standard)

Options & Accessories

Productivity Options

- Lift Guard Platform Mesh - Half
- Lift Guard Platform Mesh - Full
- Welder package
- Welder Ready package
- Cold weather, fire resistant, or biodegradable hydraulic oil
- Hostile environment kit
- Deluxe hostile environment kit
- Thumb rocker steer
- Light package
- Entry toe boards
- Pipe cradle (pair)
- Alarm package
- Panel cradle package
- Lockable platform control box cover
- Operator Protective Structure**
- Fall Arrest Bar
- Anemometer

Power Options

- 12.5 kW welder ready AC generator 208V/110V/60Hz
- Cold weather kit
- Diesel scrubber/catalytic muffler
- Intake air pre-cleaner
- Positive air shutoff system (Deutz engine only)

* Also available as Tier 4i in limited regions
** Available through aftermarket parts only



Genie United States

6464 185th Ave. NE
Redmond, WA 98052
Telephone +1 (425) 881-1800
Toll Free in USA/Canada +1 (800)-536-1800
Fax +1 (425) 883-3475

Distributed By: