



HOW TO PLAN A LUXURY BATHROOM

A GUIDE TO GETTING STARTED



SO YOU'RE THINKING OF TRANSFORMING YOUR BATHROOM?

Thank you for taking the time to visit our website on your exciting and sometimes overwhelming journey to transform your bathroom.

At Bathroom & Kitchen Planet we are passionate about design. And we're equally passionate about detail and this is evident throughout our design process.

We hope you find this information a useful start to your journey. We understand that getting a new bathroom is a process, not just a purchase. That's why we're completely transparent about your design journey, giving you total peace of mind, assurance and clarity on what to expect with our expert team.

Established in 1998, Bathroom and Kitchen Planet remains an independent showroom in Stirling. We offer full project management by our team of expert designers and highly experienced installers.

"The attention to detail when installing is beyond what I have experienced with other companies. There is ongoing communication during the process & nothing is too much bother if you have a request."

Our bathroom designs can be found in properties across Central Scotland from period apartments to luxury townhouses and contemporary new-builds.





IN THIS GUIDE, WE WILL COVER
THE MOST COMMON QUESTIONS
ASKED WHEN CREATING A NEW
BATHROOM SPACE >>>

CONTENTS

Beautiful bathroom design can make a huge difference to your home. The best bathrooms offer a space for wellness & relaxation and provide a sanctuary from the stresses of daily life.

Designing and installing this vision can seem like a huge challenge however our design team are here to help.

1.

HOW DO I KNOW WHAT I WANT?

Clarifying your ideas & defining your requirements.



2.

WHERE WILL I FIND INSPIRATION?

Websites, publications & places to explore.



3.

HOW DO I ORGANISE MY THOUGHTS & IDEAS?

A structure to help you list your design preferences.

4.

WHAT SHOULD I TAKE TO MY APPOINTMENT?

Get the most out of your showroom visit.

WHAT SHOULD I ASK MY BATHROOM DESIGNER?

The best questions to ask.

5.



6.

WHAT SHOULD I LOOK FOR WHEN EXPLORING THE SHOWROOM?

Finer details that make great design and quality.

1. HOW DO I KNOW WHAT I WANT?

In this section, we provide a series of questions which you should ask yourself. Your answers will help you to begin to understand the boundaries of your brief, your wishlist and what you want from the finished space.

- WHAT DO YOU LIKE ABOUT YOUR CURRENT BATHROOM?
Examples – The layout, lots of natural light
- WHAT DO YOU DISLIKE ABOUT YOUR CURRENT BATHROOM?
Examples – Not enough storage, it's not warm enough
- WHAT DO YOU WISH TO SPEND ON YOUR PROJECT?
It's recommended to have a budget in mind before starting your project.



> WHAT DO YOU WANT YOUR FINISHED SPACE TO BE?

Examples – family room, functional, relaxing.

> HOW DO YOU WANT YOUR NEW SPACE TO FEEL?

think about texture, colour, ambience, light.



> DO YOU HAVE A TIMESCALE IN MIND?

A bathroom renovation can be time-consuming due to the many different elements all required.

Set a realistic timescale.



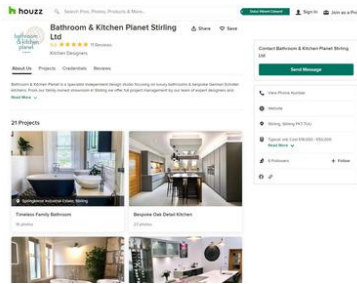
> WILL YOU MANAGE WITHOUT THE BATHROOM?

Do you have to make any other necessary arrangements for the renovation period?

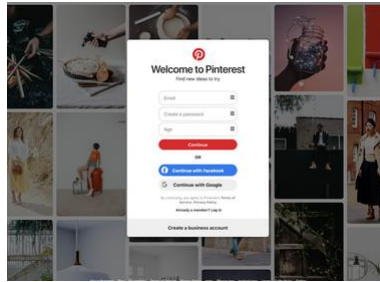
2. WHERE WILL I FIND INSPIRATION?

Perhaps you have a good idea of what you are looking for from your new bathroom, or maybe you need some inspiration to spark your imagination.

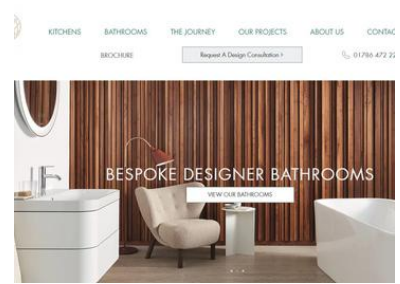
WEBSITES & SOCIAL MEDIA



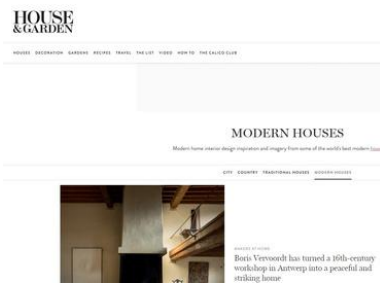
Houzz



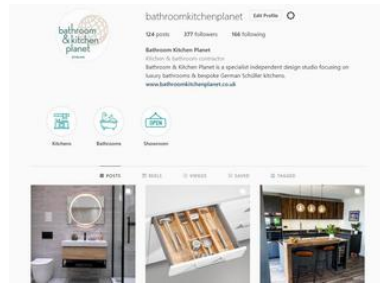
Pinterest



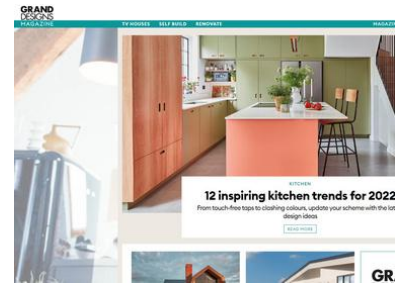
Bathroom & Kitchen Planet



House & Garden



Instagram



Grand Designs

PUBLICATIONS



Kitchens, Bedrooms & Bathrooms



Ideal Home



Homes & Interiors



Home Bathrooms

EVENTS



Ideal Home Show



K+B Design Show



Grand Designs Live



6-9 March 2022
NEC Birmingham

KBB Exhibition



3. HOW DO I ORGANISE MY THOUGHTS?



Mood boards and online inspiration are handy to reference when chatting with your bathroom designer. We recommend using these categories to organise your thoughts.

COLOURS & TEXTURES Walls, bathroom furniture, countertops, wall panelling

BATHROOM STYLE Modern, traditional, art deco, spa, geometric

FLOORING & WALLS Tiles, wet wall, panelling, paint

ROOM LAYOUT Walk in shower, freestanding bathtub, wall hung units

BRASSWARE Taps, shower head, shower fittings

LIGHTING Spotlights, hidden, bright, warm

HEATING Underfloor, towel radiator

However you decide to create your mood board and collate your ideas, remember to enjoy it. Always remind yourself that it is your home and your bathroom, so make it perfect for you.

Our showroom always has bathroom designers on-hand to talk about our products, design process and make recommendations. Take time to research and use this information to make the correct decision.

"Our designer helped us through the whole process of designing and then managed the installation right to the end and we are delighted."

Our website is often the first contact for clients exploring ideas and styles. By looking at previous projects, client testimonials, the history of our company and our recommended suppliers, you should understand what we can offer, our reputation, and our client satisfaction.

Additional content you will find online is our customer journey, the design, sales and installation process, and answers to frequently asked client questions. View our design journey online to find out more.

Our social media channels are also a great way of learning about us and our projects.



4. WHAT SHOULD I TAKE TO MY APPOINTMENT?



YOU MIGHT NEED...

A plan of the space


Measure the whole room including windows, doors, bathroom elements.

Your mood boards

A printed or electronic version of your research and ideas.

Photos of your current bathroom

A selection of photos from different angles showing the layout and any particular details you think could be relevant - pipes, doors, windows, etc



All of this information will enable you and your designer to have a meaningful conversation and begin to shape the brief they will need to do their job.

Our expert designers will start to build a picture of your requirements from the moment they meet you.

Your designer might ask you some of the following questions to get a better idea of what you are looking for from your new space:

Is this a family or shared bathroom?

Do you know the available water pressure?

What is your bathroom budget?

5. WHAT SHOULD I ASK MY BATHROOM DESIGNER?

When speaking to your designer, you need to ask questions to help you make an informed decision as to whether they can offer you what you need and whether you will feel comfortable working with them. Here are some suggestions of things you could ask.

➤ WHAT SERVICES DO YOU OFFER?

- Design & install - is it all done by the same company?
- Supply only - do you offer a supply only service?
- Guarantee - do you offer a guarantee on your work and products?
- Other rooms - do you offer design and installation for other rooms in my home?





> CAN YOU EXPLAIN THE PROCESS TO ME?

Let the designer walk you through every stage, from design, presentation and payment schedules to project planning, installation and sign off.

> WHEN WILL YOU RELEASE PLANS?

Our designers will send you the design plan once a design has been agreed and a deposit has been paid.


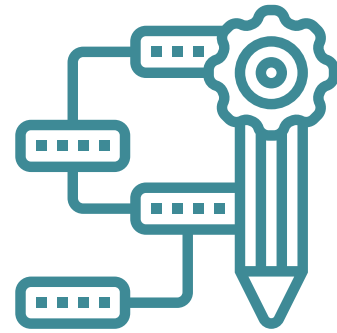
The design plans belong to the designer and this process is in place to ensure the designs are not taken to another company.

> WHAT ARE MY PAYMENT OPTIONS?

We ask for a 35% deposit to secure your project and allow us to start the process of organising your bespoke products. Your next payment of 60% is payable 7 days prior to the installation start date and the final balance is payable upon the completion of your project.

> HOW LONG DOES THE DESIGN & INSTALLATION TAKE?

Every project is different but we aim to complete every job as quickly as is practical. As a guide we advise a time frame of 7-10 working days for bathroom installation. Your designer will advise you of your own project timescale at the time of booking.



> DO I HAVE TO BE ON SITE WHILE THE INSTALLATION IS HAPPENING?

Not necessarily, since we offer a fully managed project you do not need to be on-site during the installation. Please advise your designer if you plan on being away and they can make the necessary arrangements with your installer.





6. WHAT SHOULD
I LOOK FOR WHEN
EXPLORING THE
SHOWROOM?



Whether you've been searching for the perfect modern bathroom for months, or you're just at the first stages of considering your bathroom renovation, our showroom is undeniably the best place to start.

A visit to our showroom isn't just a great chance to explore the wonderful variety and exquisite quality of our interiors, it's also a brilliant opportunity to meet our friendly expert team.

We have over 20 bathroom displays for you to explore, you will also find a wonderful collection of samples.

Having enhanced and developed our showroom over 20 years, we are incredibly proud of our space and we simply love welcoming visitors to explore our fantastic displays.

To make visiting us as easy and convenient for you as possible we have complimentary parking on-site.

Based in the centre of Stirling we are easy to find. If you need any help finding us please call our showroom on 01786 472227.





www.bathroomkitchenplanet.co.uk
10 Munro Road, Stirling, FK7 7UU
01786 472227