



**OFFICE STORAGE**

[www.bullockandbosson.com](http://www.bullockandbosson.com)  
[sales@bboss.co.uk](mailto:sales@bboss.co.uk)  
Sales: 01782 747222  
Social: @bullockbosson

**Office Storage  
Brochure 2024**





# CONTENTS

---

Pedestals	Page 4-9
Cupboards	Page 10-13
Credenzas	Page 14-17
Tambours	Page 18-21
Grid	Page 22-27
Bookcases	Page 28-29
Lockers	Page 30-31
Planters	Page 32-33
Finishes & Handle Options	Page 34-35



# Pedestals

## Desk High Pedestal



See Available Finishes

Code	W x D x H	Grain	Drawers
BDHPB28	400 x 800 x 725	FB or LR	2
BDHPB38	400 x 800 x 725	FB or LR	3
BDHPB48	400 x 800 x 725	FB or LR	4
BDHPB28HD	400 x 800 x 725	FB or LR	2
BDHPB38HD	400 x 800 x 725	FB or LR	3
BDHPB48HD	400 x 800 x 725	FB or LR	4

\*Left to right foolscap filing\*

\*Heavy duty (HD) has metal drawer sides with a 9mm MDF base\*

## Narrow Desk High Pedestal



See Available Finishes

Code	W x D x H	Grain	Drawers
BNDHPB26	400 x 600 x 725	FB or LR	2
BNDHPB36	400 x 600 x 725	FB or LR	3
BNDHPB46	400 x 600 x 725	FB or LR	4
BNDHPB26HD	400 x 600 x 725	FB or LR	2
BNDHPB36HD	400 x 600 x 725	FB or LR	3
BNDHPB46HD	400 x 600 x 725	FB or LR	4

\*Left to right foolscap filing\*



## Desk High Pedestal



\*Left Hand Unit Shown\*

See Available Finishes

Code	W x D x H	Grain	Drawers
BTUDHPB28	400 x 800 x 1225	FB or LR	2
BTUDHPB38	400 x 800 x 1225	FB or LR	3
BTUDHPB48	400 x 800 x 1225	FB or LR	4
BTUDHPB28HD	400 x 800 x 1225	FB or LR	2
BTUDHPB38HD	400 x 800 x 1225	FB or LR	3
BTUDHPB48HD	400 x 800 x 1225	FB or LR	4

\*400mm High TOP Section. Available as left or right configuration\*

\*Heavy duty (HD) has metal drawer sides with a 9mm MDF base\*

Code	W x D x H	Grain	Drawers
BTUDHPB26	400 x 600 x 1225	FB or LR	2
BTUDHPB36	400 x 600 x 1225	FB or LR	3
BTUDHPB46	400 x 600 x 1225	FB or LR	4
BTUDHPB26HD	400 x 600 x 1225	FB or LR	2
BTUDHPB36HD	400 x 600 x 1225	FB or LR	3
BTUDHPB46HD	400 x 600 x 1225	FB or LR	4

\*400mm High TOP Section. Available as left or right configuration\*

## Narrow Desk High Pedestal



\*Left Hand Unit Shown\*

See Available Finishes

# Tall Mobile Pedestal



See Available Finishes

Code	W x D x H	Grain	Drawers
BTMPB3	400 x 575 x 594	FB	3
BTMPB3HD	400 x 575 x 594	FB	3

\*ADD 'N' for narrow pedestal (300mm (W)) E.g. B2TMPB3HDN\*

# Mobile Pedestal

\*Heavy duty (HD) has metal drawer sides with a 9mm MDF base\*



See Available Finishes

Code	W x D x H	Grain	Drawers
BMPB2	400 x 575 x 518	FB	2
BMPB3	400 x 575 x 518	FB	3
BMPB2HD	400 x 575 x 518	FB	2
BMPB3HD	400 x 575 x 518	FB	3

B2MPB2 - 1 drawer & 1 filing drawer

B2MPB3 - 3 shallow drawers

\*ADD 'N' for narrow pedestal (300mm (W)) E.g. B2MPB3HDN\*

# Fixed Pedestal

\*Heavy duty (HD) has metal drawer sides with a 9mm MDF base\*



See Available Finishes

Code	W x D x H	Grain	Drawers
BFPB2X	408 x 574 x 500	-	2
BFPB3X	408 x 574 x 500	-	3

\*Only compatible with Orion and Quest Desking\*

# Static Pull out Tower Under desk Pedestal



See Available Finishes

Code	W x D x H	Grain	Hand
BPOTPB16	400 x 600 x 642	LR	L or R

\*Supplied with pen tray and 1 adjustable shelf\*  
 \*Only compatible with 800mm deep desking\*  
 \*Handed by your seat position\*

# Extension Pedestal



See Available Finishes

\*Heavy duty (HD) has metal drawer sides with a 9mm MDF base\*

Code	W x D x H	Grain	Drawers
BEPB26	800 x 600 x 725	FB	2
BEPB36	800 x 600 x 725	FB	3
BEPB46	800 x 600 x 725	FB	4
BEPB26HD	800 x 600 x 725	FB	2
BEPB36HD	800 x 600 x 725	FB	3
BEPB46HD	800 x 600 x 725	FB	4

\*Available as right or left hand configuration\*

# Wave Extension Pedestal



See Available Finishes

\*Heavy duty (HD) has metal drawer sides with a 9mm MDF base\*

Code	W x D x H	Grain	Drawers
BWEPB28	1000 x 800 x 725	FB	2
BWEPB38	1000 x 800 x 725	FB	3
BWEPB48	1000 x 800 x 725	FB	4
BWEPB28HD	1000 x 800 x 725	FB	2
BWEPB38HD	1000 x 800 x 725	FB	3
BWEPB48HD	1000 x 800 x 725	FB	4

\*Available as right or left hand configuration\*

## Open Storage Pedestal



See Available Finishes

Code	W x D x H	Grain	Drawers
BTMPB1HD	400 x 575 x 594	FB	1

\*Heavy duty (HD) has metal drawer sides with a 9mm MDF base\*

## Combination Pedestal



See Available Finishes

Code	W x D x H	Grain	Shelves
BCCB86	800 x 600 x 725	FB	1
BCCB86HD	800 x 600 x 725	FB	1

\*Available as right or left hand configuration\*

\*BCCB86(HD) - comes with 2 drawers & 1 filing drawer\*

\*BCCB86(HD) - comes with pull out tower\*

\*Heavy duty (HD) has metal drawer sides with a 9mm MDF base\*

## Combination Open Pedestal



See Available Finishes

Code	W x D x H	Grain	Shelves
BCOB86	800 x 600 x 725	FB	1
BCOB86HD	800 x 600 x 725	FB	1

\*Available as right or left hand configuration\*

\*BCOB86(HD) - comes with 2 drawers & 1 filing drawer\*

\*BCOB86(HD) - comes with 1 adjustable shelf\*



## Steel Mobile Beam Pedestal



See Available Finishes

Code	W x D x H	Personal	Filing
BDBP53SD57	300 x 570 x 600	2	1
BD4B53SD57	300 x 570 x 600	4	-
BDRH53SD57	300 x 570 x 565	2	1
BDBP54SD57	420 x 570 x 600	2	1
BD4B54SD57	420 x 570 x 600	4	-
BDRH54SD57	420 x 570 x 565	2	1

## Steel Mobile Under Desk Pedestal



See Available Finishes

Code	W x D x H	Personal	Filing
BD3U55RW57	300 x 570 x 505	3	-
BDUD55RW57	300 x 570 x 505	1	1
BD3U55SD57	420 x 570 x 505	3	-
BDUD55SD57	420 x 570 x 505	1	1
BDUD52SD57	420 x 570 x 660	2	-
BDUD50SD57	420 x 570 x 660	2	1

## Steel Desk High Pedestal




See Available Finishes

Code	W x D x H	Personal	Filing
BDDH63SD	420 x 600 x 690	2	1
BDDH83SD	420 x 800 x 690	2	1



# Cupboards

## Hinged Door Cupboard




Code	Grain	W x D x H
B2HDB2010	LR	1000 x 525 x 2062
B2HDB1610	LR	1000 x 525 x 1657
B2HDB1210	LR	1000 x 525 x 1252
B2HDB810	LR	1000 x 525 x 847
B2HDB710	LR	1000 x 525 x 725
B2HDB710ET	FB or LR	1000 x 600 x 725

\*B2HDB710ET - supplied with an extended top. 75mm overhang\*

See Available Finishes

## Narrow Hinged Door Cupboard



Code	Grain	W x D x H
B2HDB208	LR	800 x 525 x 2062
B2HDB168	LR	800 x 525 x 1657
B2HDB128	LR	800 x 525 x 1252
B2HDB88	LR	800 x 525 x 847
B2HDB78	LR	800 x 525 x 725
B2HDB78ET	FB or LR	800 x 600 x 725

\*B2HDB78ET - supplied with an extended top. 75mm overhang\*

See Available Finishes



## Open Top Hinged Door Cupboard



See Available Finishes

Code	Grain	W x D x H
B2HDOB2010	LR	1000 x 525 x 2062
B2HDOB1610	LR	1000 x 525 x 1657
B2HDOB1210	LR	1000 x 525 x 1252
B2HDOB810	LR	1000 x 525 x 847

\*380mm high open section to fit foolscap filing\*

\*Accommodates all 1000mm internals\*

## Narrow Open Top Hinged Door Cupboard



See Available Finishes

Code	Grain	W x D x H
B2HDOB208	LR	800 x 525 x 2062
B2HDOB168	LR	800 x 525 x 1657
B2HDOB128	LR	800 x 525 x 1252
B2HDOB88	LR	800 x 525 x 847

\*380mm high open section to fit foolscap filing\*

\*Accommodates all 800mm internals\*

## Shallow Hinged Door Cupboard



See Available Finishes

Code	W x D x H	Grain	Shelves
B2HDB1184	800 x 420 x 1080	FB	2
B2HDB118154	815 x 420 x 1080	FB	2
B2HDB784	800 x 420 x 725	FB	1
B2HD78B154	815 x 420 x 725	FB	1

\*Supplied with 1 adjustable shelf\*  
 \*Compatible with Elita bench desk range\*

## Sliding Door Cupboard



See Available Finishes

Code	W x D x H	Grain	Shelves
BSDB710	1000 x 525 x 725	LR	n/a
BSD710BET	1000 x 600 x 725	FB or LR	n/a
BSDB712	1200 x 525 x 725	FB or LR	1
BSDB712ET	1200 x 600 x 725	FB or LR	1

\*BSDB710ET & BSDB712ET - supplied with an extended top. 75mm overhang at the back\*

## Glass Door Base Unit



See Available Finishes

Code	W x D x H	Grain	Shelves
BTUGB10	1000 x 350 x 810	LR	1
BTUGB8	800 x 350 x 810	LR	1

\*BTUGB10 & BTUGB8 have 2 hinged glass doors\*  
 \*Supplied with 1 adjustable shelf\*



## Filing Cabinet



Code	W x D x H	Grain	Drawers
BFCB45	485 x 525 x 1385	LR	4
BFCB35	485 x 525 x 1055	LR	3
BFCB25	485 x 525 x 725	LR	2
BFCB46	485 x 600 x 1385	FB	4
BFCB36	485 x 600 x 1055	FB	3
BFCB26	485 x 600 x 725	FB	2

\*Front to back foolscap filing & Anti tilt mechanism\*

See Available Finishes

## Side Filer



Code	W x D x H	Grain	Drawers
BSFB25	800 x 525 x 725	LR	2
BSFB26ET	800 x 600 x 725	FB or LR	2
BSFB26	800 x 600 x 725	FB	2

\*Front to back foolscap filing & Anti tilt mechanism\*

See Available Finishes

## Open Top Side Filer



Code	W x D x H	Grain	Shelves
B2BSFOB	815 x 525 x 725	FB	N/A

\*330mm high open section to fit A4 & lever arch filing\*

\*Front to back foolscap filing & Anti tilt mechanism\*

See Available Finishes

# Credenzas

## Narrow Credenza Unit



See Available Finishes

Code	Shelves	W x D x H
BUSHDB10	1	800 x 556 x 970
*Comes with 2 full doors and 1 adjustable shelf*		

## Credenza Unit



See Available Finishes

Code	Shelves	W x D x H
BUSCREDBZ	3	1600 x 556 x 970
*Comes with 4 full doors and 3 adjustable shelves*		



Narrow Credenza Unit



See Available Finishes

Code	Shelves	W x D x H
BUSHDVB10	1	800 x 556 x 970

\*Comes with 1 full door and 1 adjustable shelf\*

Credenza With Open Storage Unit



See Available Finishes

Code	Shelves	W x D x H
BUSCREDB	1	1600 x 556 x 970

\*Comes with 2 full doors, 2 half doors and 1 adjustable shelf\*

## Narrow Credenza Unit



Code	W x D x H	Hand	Shelves
BUSHDNB10	430 x 556 x 970	L or R	1
*With 1 full door and 1 adjustable shelf*			

See Available Finishes

## Tambour Credenza Unit



Code	W x D x H	Shelves
BUSCRBEDT	1510 x 600 x 1130	1

See Available Finishes

## Low Credenza Unit



Code	W x D x H	Grain	Shelves Incl
BBRCUB16	1600 x 440 x 640	LR	2
BBRCUMB16	1600 x 440 x 640	LR	2
*BBRCUMB16 supplied as mobile unit*			

See Available Finishes



## Credenza Unit

\*BCRED1DFB105 shown\*



Code	W x D x H	Grain	Doors
BCRED1DFB105	1000 x 525 x 725	LR	1
1 section with a door and adjustable shelf. 1 open section with an adjustable shelf			
BCRED2DFB105	1000 x 525 x 725	LR	2
2 doors both with adjustable shelves			
*Can be supplied as left or right configuration*			

See Available Finishes

## Credenza Unit



Code	W x D x H	Grain	Doors
BCRED4DB165	1600 x 525 x 725	LR	4
BCRED4DB205	2000 x 525 x 725	LR	4

See Available Finishes

## Credenza with Shelf Unit



Code	W x D x H	Grain	Doors
BCREDB163	1600 x 525 x 725	LR	3
BCREDB162	1600 x 525 x 725	LR	2
BCRED3DB155	1500 x 525 x 725	LR	3
BCRED2DB155	1500 x 525 x 725	LR	2
BCREDB123	1200 x 525 x 725	LR	3
BCREDB122	1200 x 525 x 725	LR	2

See Available Finishes

# Tambours

## Tambour Cupboard



Code	Grain	W x D x H
BSTB2012	LR	1200 x 525 x 2062
BSTB1612	LR	1200 x 525 x 1657
BSTB1212	LR	1200 x 525 x 1252
BSTB812	LR	1200 x 525 x 847
BSTB712	LR	1200 x 525 x 725
BSTB712ET	FB or LR	1200 x 600 x 725

\*BSTB712ET - supplied with an extended top. 75mm overhang\*

See Available Finishes

## Narrow Tambour Cupboard



Code	Grain	W x D x H
BSTB2010	LR	1000 x 525 x 2062
BSTB1610	LR	1000 x 525 x 1657
BSTB1210	LR	1000 x 525 x 1252
BSTB810	LR	1000 x 525 x 847
BSTB710	LR	1000 x 525 x 725
BSTB710ET	FB or LR	1000 x 600 x 725

\*BSTB710ET - supplied with an extended top. 75mm overhang\*

See Available Finishes



## Open Top Tambour Cupboard



See Available Finishes

Code	Grain	W x D x H
BSTOB2012	LR	1200 x 525 x 2062
BSTOB1612	LR	1200 x 525 x 1657
BSTOB1212	LR	1200 x 525 x 1252
*380mm high open top section to fit foolscap filing*		

## Narrow Open Top Tambour Cupboard



See Available Finishes

Code	Grain	W x D x H
BSTOB2010	LR	1000 x 525 x 2062
BSTOB1610	LR	1000 x 525 x 1657
BSTOB1210	LR	1000 x 525 x 1252
*380mm high open top section to fit foolscap filing*		

## Wave Tambour Storage Unit



See Available Finishes

Code	W x D x H	Grain	Shelves
BWSTB712	1200 x 800 x 725	FB	1
BWSTB6712	1200 x 600 x 725	FB	1

## Tambour Radial End Storage Unit



See Available Finishes

Code	W x D x H	Grain	Shelves
BRESTDB8	800 x 800 x 725	Shown	1
*Tambour doors - side opening*			
*Also available as bookcase configuration*			

## Vertical Tambour Door Cupboard



See Available Finishes

Code	W x D x H	Grain	Shelves
BVTB786	800 x 600 x 725	FB or LR	1
BMVTB786	800 x 600 x 725	FB or LR	1
*BMVTB786 is a mobile credenza configuration*			
*Tambour doors - vertical opening*			
*Accommodates BSFSB8, BLFCB8 & BROSF8 internals*			



## Steel Side Tambour Unit



See Available Finishes

Code	Shelves	W x D x H
BFRSTB60SD	4	1000 x 470 x 1927
BFRSTB55SD	4	1000 x 470 x 1772
BFRSTB50SD	3	1000 x 470 x 1617
BFRSTB45SD	3	1000 x 470 x 1462
BFRSTB40SD	3	1000 x 470 x 1307
BFRSTB35SD	2	1000 x 470 x 1152
BFRSTB33SD	2	1000 x 470 x 1090
BFRSTB30SD	2	1000 x 470 x 977
BFRSTB21SD	1	1000 x 470 x 712
BFRSTB20SD	1	1000 x 470 x 687

## Narrow Steel Side Tambour Unit



See Available Finishes

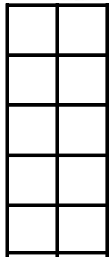
Code	Shelves	W x D x H
BFRSTB60SD	4	800 x 470 x 1927
BFRSTB55SD	4	800 x 470 x 1772
BFRSTB50SD	3	800 x 470 x 1617
BFRSTB45SD	3	800 x 470 x 1462
BFRSTB40SD	3	800 x 470 x 1307
BFRSTB35SD	2	800 x 470 x 1152
BFRSTB33SD	2	800 x 470 x 1090
BFRSTB30SD	2	800 x 470 x 997
BFRSTB21SD	1	800 x 470 x 712
BFRSTB20SD	1	800 x 470 x 687

# Grid

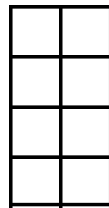
## Double Column Grid




Code	no. compartments	W x D x H
BMX-B55	10	820 x 420 x 2036
BMX-B44	8	820 x 420 x 1636
BMX-B33	6	820 x 420 x 1236
BMX-B22	4	820 x 420 x 836
BMX-B11	2	820 x 420 x 436



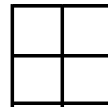
BMX-B55  
10 Compartments  
2 columns of 5



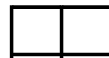
BMX-B44  
8 Compartments  
2 columns of 4



BMX-B33  
6 Compartments  
2 columns of 3



BMX-B22  
4 Compartments  
2 columns of 2

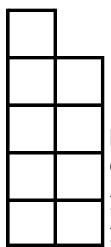


BMX-B11  
2 Compartments  
2 columns of 1

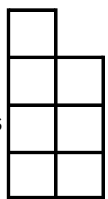
## Stepped Double Column Grid



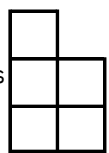
Code	no. compartments	W x D x H
BMX-B54	9	820 x 420 x 2036
BMX-B43	7	820 x 420 x 1636
BMX-B32	5	820 x 420 x 1236
BMX-B21	3	820 x 420 x 836



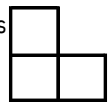
BMX-B54  
9 Compartments  
1 column of 5  
1 column of 4



BMX-B43  
7 Compartments  
1 column of 4  
1 column of 3



BMX-B32  
5 Compartments  
1 column of 3  
1 column of 2



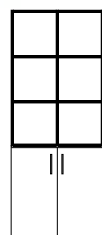
BX-B21  
3 Compartments  
1 column of 2  
1 column of 1



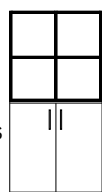
## Grid Frame with Cupboard




Code	no. compartments	W x D x H
BMXC-B33	6	820 x 420 x 2036
BMXC-B22	4	820 x 420 x 1636
BMXC-B11	2	820 x 420 x 1236



BMXC-B33  
6 Compartments  
2 columns of 3



BMXC-B22  
4 Compartments  
2 columns of 2

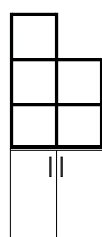


BMXC-B11  
2 Compartments  
2 columns of 1

## Stepped Grid Frame with Cupboard



Code	no. compartments	W x D x H
BMXC-B32	5	820 x 420 x 2036
BMXC-B21	3	820 x 420 x 1636




BMXC-B32  
5 Compartments  
1 column of 3  
1 column of 2



BMXC-B21  
3 Compartments  
1 column of 2  
1 column of 1

## Single Column Grid



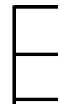
BMX-B5  
5 Compartments  
1 column of 5



BMX-B4  
4 Compartments  
1 column of 4



BMX-B3  
3 Compartments  
1 column of 3




BMX-B2  
2 Compartments  
1 column of 2



BMX-B1  
1 Compartment  
1 column of 1

Code	no. compartments	W x D x H
BMX-B5	5	420 x 420 x 2036
BMX-B4	4	420 x 420 x 1636
BMX-B3	3	420 x 420 x 1236
BMX-B2	2	420 x 420 x 836
BMX-B1	1	420 x 420 x 436

## Single Column Grid



BMXC-B3  
3 Compartments  
1 column of 3  
Left Hand Shown



BMXC-B2  
2 Compartments  
1 column of 2  
Left Hand Shown



BMXC-B1  
1 Compartments  
1 column of 1  
Left Hand Shown

Code	no. compartments	W x D x H
BMXC-B3	3	420 x 420 x 2036
BMXC-B2	2	420 x 420 x 1636
BMXC-B1	1	420 x 420 x 1236

## Box Units



Code	Back Panel	W x D x H
BMX-BOB	Incl.	418 x 378 x 378
BMX-BCB	Not Incl.	418 x 378 x 378



## Lockable Box Units



Code	Description	W x D x H
BMX-BHDKL	Key Lock & Handle	418 x 378 x 378
BMX-BHDCL	Combination Lock	418 x 378 x 378
BMX-BHDSL	Swipe Card Lock	418 x 378 x 378

## Planter Boxes



Code	Description	W x D x H
BMX-BPBN	In Frame	378 x 378 x 160
BMX-BTPB44	Frame Top Only	420 x 420 x 150
BMX-BTPB84	Frame Top Only	820 x 420 x 150

\*Trough Plants in our planting brochure are suitable for these planter boxes\*

## MFC Shelves



Code	Finish	W x D x H
BMX-BSS	MFC	378 x 378 x 18
BMX-BDS	MFC	2no 378 x 378 x 18

\*BMX-BDS Double Frame when shelves are positioned side by side\*

## MFC Tops



Code	Finish	W x D x H
BMX-TOPB44	MFC	420 x 420 x 25
BMX-TOPB84	MFC	820 x 420 x 25

\*Supplied with Linking Plates or Locating Panels\*

## TV Unit with Cupboard



Code	Grid Compartments	W x D x H
BMXCTVB168	0	820 x 420 x 1636
*TV Compartment Size: 784mm Wide x 755mm High*		

## TV Unit with Cupboard



Code	Grid Compartments	W x D x H
BMXCTVB2011	0	1220 x 420 x 2036
*TV Compartment Size: 1184mm Wide x 1175mm High*		

## TV Unit with 2 Grid Frame & Cupboard



Code	Grid Compartments	W x D x H
BMXCTVB208-11	2	820 x 420 x 2036
*TV Compartment Size: 784mm Wide x 755mm High*		



# Bookcases

## Bookcase



Code	W x D x H	Grain	Shelves
BBCB2010	1000 x 350 x 2062	LR	4
BBCB1610	1000 x 350 x 1657	LR	3
BBCB1210	1000 x 350 x 1252	LR	2
BBCB810	1000 x 350 x 847	LR	1
BBCB710	1000 x 350 x 725	FB or LR	1

\*ADD '8N' for 800mm wide & '6N' for 600mm wide bookcase\*

See Available Finishes

## Desk High Bookcase



Code	W x D x H	Grain	Shelves
BBCB716	1600 x 350 x 725	FB	2
BBCB712	1200 x 350 x 725	FB	2

\*Central fixed divider and 2 adjustable shelves\*

See Available Finishes





## Corner Bookcase



See Available Finishes

Code	W x D x H	Grain	Edge Size
BCUB203	700 x 700 x 2062	Shown	350mm
BCUB163	700 x 700 x 1657	Shown	350mm
BCUB123	700 x 700 x 1252	Shown	350mm
BCUB83	700 x 700 x 847	Shown	350mm
BCUB73	700 x 700 x 725	Shown	350mm
BCUB76	950 x 950 x 725	Shown	600mm
BCUB75	875 x 875 x 725	Shown	525mm

## Radial End Bookcase



See Available Finishes

Code	W x D x H	Grain	Shelves
BREB8	800 x 800 x 725	Shown	1
BREB6	600 x 600 x 725	Shown	1

\*Radial unit - perfect for end of desk storage\*

# Lockers

## Personal Lockers



See Available Finishes

Code	W x D x H	Grain	Doors
BPLB1	400 x 525 x 1657	LR	1
BPLB2	400 x 525 x 1657	LR	2
BPLB3	400 x 525 x 1657	LR	3
BPLB4	400 x 525 x 1657	LR	4

\*Each locker compartment is supplied with 1 adjustable shelf\*

## Personal Post & Various Door Lockers



See Available Finishes

Code	W x D x H	Grain	Doors
BPPLB4	400 x 525 x 1657	LR	4
BPLSB2	400 x 525 x 1657	LR	2
BPLSB3	400 x 525 x 1657	LR	3

\*BPPLB4 Post locker supplied with 28mm opening\*  
\*Each locker compartment is supplied with 1 adjustable shelf\*



## Desk High Key & Combination Lockers



See Available Finishes

Code	W x D x H	Grain	Doors
BERLB164	1600 x 420 x 725	FB	8
BERLB144	1400 x 420 x 725	FB	8
BERLB124	1200 x 420 x 725	FB	6
BERLB84	800 x 420 x 725	FB	4
BERLB74	700 x 420 x 725	FB	4

\*Add 'K' for key & 'CL' for combination locks when ordering\*

\*Can add extra 30mm to any options for Bench Desk Configurations\*

## Personal Group Lockers



See Available Finishes

Code	W x D x H	Grain	Doors
BPGLB4M	968 x 500 x 900	LR	4
BPGLB6M	1452 x 500 x 900	LR	6
BPGLB9M	1452 x 500 x 1300	LR	9
BPGLB12M	1452 x 500 x 1700	LR	12

\*Number Plates are supplied separately. Please specify number range when placing your order (1 to 50 etc)\*

# Planters

## Desktop Planter Horizontal



See Available Finishes

Code	Grain	W x D x H
BDTPHB102	LR	1000 x 200 x 942
BDTPHB122	LR	1200 x 200 x 942
BDTPHB142	LR	1400 x 200 x 942
BDTPHB162	LR	1600 x 200 x 942

\*Available as 1 horizontal layer (575mm h) & 3 horizontal layers (1318mm h)\*

\*Should plug sockets or power modules be required in any desktop planter, cut-outs can be provided in side of box\*

## Desktop Planter Grid



See Available Finishes

Code	Grain	W x D x H
BDTPGB102	LR	1000 x 200 x 942
BDTPGB122	LR	1200 x 200 x 942
BDTPGB142	LR	1400 x 200 x 942
BDTPGB162	LR	1600 x 200 x 942

\*Available as 3 horizontal layers (1318mm h)\*

\*Should plug sockets or power modules be required in any desktop planter, cut-outs can be provided in side of box\*





## Storage Top Planters



Code	Grain	W x D x H
BPBB16520	LR	1600 x 525 x 200
BPBB15520	LR	1500 x 525 x 200
BPBB14520	LR	1400 x 525 x 200
BPBB12520	LR	1200 x 525 x 200
BPBB10520	LR	1000 x 525 x 200
BPBB8520	LR	800 x 525 x 200

\*All options also are available as 150mm high planter boxes\*

See Available Finishes

## Floor Standing Planter Grid



Code	Grain	W x D x H
BFPHB8	LR	800 x 400 x 1500
BFPHB12	LR	1200 x 400 x 1500
BFPHB16	LR	1600 x 400 x 1500
BFPG8	LR	800 x 400 x 1500
BFPG12	LR	1200 x 400 x 1500
BFPG16	LR	1600 x 400 x 1500

\*BFPHB8, BFPHB12, BFPHB16 comes without vertical grid\*

See Available Finishes




# FINISHES

Our latest Finishes card contains the new Naturals & Pastels Collection, adding to our already established MFC Finish offering. Choose from 13 wood grains and 11 solid colours to create your personalised office colour scheme

Naturals are 3 eye-catching wood grain finishes aimed at creating a natural contemporary office, whilst Pastels offer the opportunity to add fresh accent colours to storage doors & grid storage as well as our new MFC desktop screens.

## BOARD FINISHES

(18 & 25mm)




## NATURALS

(18 & 25mm)



## PASTELS

(18mm only)



## METAL

All metalwork is epoxy powder coated with a choice of up to 4 finishes as standard.



## EDGING



## HANDLE OPTIONS



Trim colours available:  
Oak



Trim colours available:  
Silver (S)



Trim colours available:  
White (W), Silver (S),  
Black (BL), Grey (G)



Trim colours available:  
White (W), Silver (S),  
Black (BL), Grey (G)



Trim colours available:  
White (W), Silver (S),  
Black (BL)



Trim colours available:  
White (W), Silver (S),  
Black (BL)

## FINISHES INFORMATION

During the development stages of our furniture ranges we have taken great consideration to reducing the maintenance aspect of our products and therefore have only chosen construction methods, materials and finishes to suit your busy office environment. Also to be mentioned is that all our products are covered by our warranty that should give you peace of mind for at least 5 years unless otherwise stated.

The melamine-faced chipboard (MFC) used is the most practical & low maintenance material for an office environment.

Its strong points are as follows:

- Scratch resistant
- Resistant to household cleaning products and chemicals
- Colour-fastness under artificial light
- Resistant to cracking
- Impact resistant
- Abrasion resistant
- Ease of maintenance
- Hygienic surface

Our metalwork is powder coated and resistant to minor scratching, chipping, abrasions, cracking, and daily wear and tear.

Should you for any reason require further assistance regarding the maintenance of our products please contact us directly.

**Email: [service@bboss.co.uk](mailto:service@bboss.co.uk) or Call: 01782 747222**



# OFFICE STORAGE

+44 (0)1782 747222  
[www.bullockandbosson.com](http://www.bullockandbosson.com)  
[sales@bboss.co.uk](mailto:sales@bboss.co.uk)  
Social: @bullockbosson

British designer of workplace furniture.  
Est.1935