



# TreX3

## INDEX

SHANGHAI	P02
NEW YORK	P08
CAPE TOWN	P16
MILANO	P20



# TreX3

## SEDUCENTE RAFFINATEZZA

TREX3 È PER CHI AMA IL FASCINO  
SENZA TEMPO DEL MARMO.

TRE LE TIPOLOGIE DI MARMO,  
TRE I COLORI PROPOSTI,  
TRE LE FINITURE SUPERFICIALI.

\* \* \* \*

## SEDUCTIVE REFINEMENT

TREX3 IS FOR THOSE WHO LOVE  
THE TIMELESS CHARM OF MARBLE.

THREE TYPES OF MARBLE,  
THREE DIFFERENT COLOURS,  
THREE SURFACE FINISHES.

# SHANGHAI

DIALOGO FLUIDO TRA  
SPAZIO E MATERIA

\*

A FLUID INTERACTION OF  
SPACE AND MATTER

\* \* \* \*

TREX6 120W RM / TREX6 260W LP











MUKKA 120CF RM  
TREX6 260W LP / MK.MUKKA DK30 2



NEW YORK

OASI URBANA

\*

URBAN OASIS

\* \* \* \*

TREX6 260TO LP



GRACE Thirty Years of Excellence at Vogue





TREX 120TO LP / TREX6 260TO LP



# NEW YORK

\*\*\*\*

TREX 120TO RM / TREX6 260TO RM











# CAPE TOWN

POESIA DI FORME E SUPERFICI

\*

POETICAL FORMS AND SURFACES

\* \* \* \*

TREX 12N LP





CNKR 120EC RM  
TREX 12N LP / TREX DK 12N LP



MILANO

PALCOSCENICO RELAZIONALE

\*

A STAGE FOR STIMULATING  
RELATIONSHIPS

\* \* \* \* \*

TREX6 260N LP









TREX6 DK 260WLP / TREX6 260W RM / CNKR 12CE RM  
TREX6 120W RM






# TreX3

COLOR BODY PORCELAIN TILE  
GRES PORCELLANATO COLORATO IN MASSA

CONFORME - ACCORDING TO  
UNI EN 14411 – G Bla



120x260  
48" x 103"



120x120  
48" x 48"

✎ 6,5 mm



120x120  
48" x48"



60x120  
24" x48"



60x60  
24" x24"

✂ 10 mm



TREX3

**120x260**

48" x 103"

N

code

info



TREX6 260N RM

6,5

TREX6 260N LP



120x260 - 48"x103"



TREX6 120N RM

6,5


TREX6 120N LP



120x120 - 48"x48"



TREX6 DK 260NLP  
120x260 - 48"x103"





TREX3

**120x260**

**48" x 103"**



W

code

info



TREX6 260W RM

6,5

TREX6 260W LP



120x260 - 48"x103"




TREX6 120W RM

6,5








TREX6 120W LP



120x120 - 48"x48"



TREX6 DK 260WLP  
120x260 - 48"x103"





TREX3

**120x260**

**48" x 103"**

TO code  info



TREX6 260TO RM

\_\_\_\_\_ 6,5 \_\_\_\_\_

TREX6 260TO LP  

120x260 - 48"x103"






TREX6 120TO RM













\_\_\_\_\_ 6,5 \_\_\_\_\_


TREX6 120TO LP  

120x120 - 48"x48"







N	code	info
	TREX 120N RM	
	_____ 10 _____	
120x120 - 48"x48"	TREX 120N LP	 
	TREX 12N RM	
	_____ 10 _____	
60x120 - 24"x48"	TREX 12N LP	 
	TREX 60N RM	
	_____ 10 _____	
60x60 - 24"x24"	TREX 60N LP	 
	MK.TREX 30N LP	
	_____ 10 _____	
30x30 - 12"x12"		 




ROS.TREX120N LP  
120x120 - 48"x48"  
Articolo disponibile su ordinazione  
Item available on order only



TREX DK 12N LP  
60x120 - 24"x48"



MK.TREX 30 3MIX  
30x30 - 12"x12"



MK.TREX DK30 3  
30x30 - 12"x12"



TREX 3

W code info



120x120 - 48"x48"

TREX 120W RM

10

TREX 120W LP



60x120 - 24"x48"

TREX 12W RM

10

TREX 12W LP



60x60 - 24"x24"

TREX 60W RM

10

TREX 60W LP



30x30 - 12"x12"

MK.TREX 30W LP

10




ROS.TREX120W LP  
120x120 - 48"x48"


Articolo disponibile su ordinazione  
Item available on order only



TREX DK 12W LP  
60x120 - 24"x48"











MK.TREX 30 2MIX  
30x30 - 12"x12"






MK.TREX DK30 2  
30x30 - 12"x12"





TREX 3

TO	code	info
	TREX 120TO RM	10
	TREX 120TO LP	LP 
120x120 - 48"x48"		
	TREX 12TO RM	10
	TREX 12TO LP	LP 
60x120 - 24"x48"		
	TREX 60TO RM	10
	TREX 60TO LP	LP 
60x60 - 24"x24"		
	MK.TREX 30TO LP	10 LP 
30x30 - 12"x12"		



ROS.TREX120TOLP    
120x120 - 48"x48"  
Articolo disponibile su ordinazione  
Item available on order only





TREX DK 12TO LP    
60x120 - 24"x48"



MK.TREX 30 1MIX  
30x30 - 12"x12"



MK.TREX DK30 1    
30x30 - 12"x12"





N W TO

6x120  
2.4"x48"



TREX BT120N

TREX BT120W

TREX BT120TO

TREX BT120N LP

TREX BT120W LP

TREX BT120TO LP

## IMBALLI

PACKAGING

FORMATO NOMINALE NOMINAL FORMAT	BORDO EDGE	SPESSORE THICKNESS	SCATOLA BOX			PALLET		
			PZ/ PCS	MQ/SM	KG	BOX/ BOXES	MQ/SM	KG
120x260 - 48"x103"	rectified	6,5	1	3,12	49,02	20	62,40	1000,40
120x120 - 48"x48"	rectified	6,5	2	2,88	46,29	30	86,40	1408,75
120x120 - 48"x48"	rectified	10	1	1,44	34,03	36	51,84	1245,20
60x120 - 24"x48"	rectified	10	2	1,44	33,28	30	43,20	1018,50
60x60 - 24"x24"	rectified	10	3	1,08	24,99	40	43,20	1019,67
30x30 - 12"x12" mosaic	rectified	10	6	0,54	11,87	48	25,92	589,59

## CARATTERISTICHE TECNICHE SPECIFICHE

TECHNICAL FEATURES SPECIFICATIONS

	DIN 51130 (R)	DIN 51097 (A+B+C)	BCR REP. CEC 6/81		DM 14/6/89 N. 236		PENDULUM TEST BS (INGLESE)	PENDULUM TEST AS/NZS 4856:2004 (AUSTRALIANO)	PENDULUM TEST UNE ENV 12633:2003 (SPAGNOLO)	BOT 3000 (DCOF)
			g.a.	g.b.	c.a.	g.b.				average value
TREX3	R9	-	>0,4	>0,4	>0,4	>0,4	>25	>25	1	>0,42


# TreX3

## TABELLA ABBINAMENTI

COORDINATION TABLE

TREX N RM / TREX N LP	MK.TREX 30N LP	MK.TREX 30 3MIX TREX3 N LP + CNKR EC
TREX W RM / TREX W LP	MK.TREX 30W LP	MK.TREX 30 2MIX TREX3 W LP + CNKR CE
TREX TO RM / TREX TO LP	MK.TREX 30TO LP	MK.TREX 30 1MIX TREX3 TO LP + CNKR PG

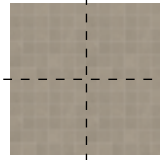




TREX DK 12N LP



MK.TREX DK30 3  
TREX3 N LP+CNKR EC+TREX DK 12N




MK.CNKR 30EC



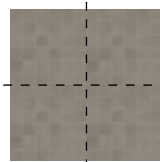
CNKR EC RM



TREX DK 12W LP



MK.TREX DK30 2  
TREX3 W LP+CNKR CE+TREX DK 12W




MK.CNKR 30CE



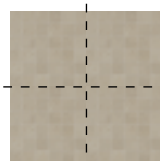
CNKR CE RM




TREX DK 12TO LP



MK.TREX DK30 1  
TREX3 TO LP+CNKR PG+TREX DK 12TO



MK.CNKR 30PG



CNKR PG RM

# CARATTERISTICHE TECNICHE SPECIFICHE GRES PORCELLANATO

TECHNICAL FEATURES SPECIFICATIONS

CARATTERISTICA SPECIFICATION	METODO DI PROVA TEST METHODS	REQUISITI PREVISTI DALLA NORMA REQUIREMENTS IN ACCORDANCE TO THE STANDARDS	VALORE MEDIO AVERAGE VALUE
 DIMENSIONI E ASPETTO DIMENSIONS AND APPEARANCE	ISO 10545-2	PROSPETTO G.1 PROSPECT G.1	CONFORME COMPLIANT
 ASSORBIMENTO D'ACQUA WATER ABSORPTION	ISO 10545-3	≤0,5%	<0,1%
 RESISTENZA A FLESSIONE FLEXURAL RESISTANCE		min./мин 35 N/mm <sup>2</sup>	>45 N/mm <sup>2</sup>
SFORZO DI ROTTURA MODULUS OF RUPTURE	ISO 10545-4	SPESSORE / THICKNESS ≥7,5 mm: min. 1300N	SPESSORE* THICKNESS*
			6,5 mm* 1800 N*
			10 mm* 3000 N*
		SPESSORE / THICKNESS <7,5 mm: min. 1300 N	20 mm* 13000 N*
 RESISTENZA ALL'ABRAZIONE PROFONDA DEEP ABRASION RESISTANCE	ISO 10545-6	≤175 mm <sup>3</sup>	<140 mm <sup>3</sup>
 COEFFICIENTE DILATAZIONE TERMICA LINEARE (α) LINEAR EXPANSION THERMIC COEFFICIENT	ISO 10545-8	METODO DISPONIBILE AVAILABLE ON REQUEST	≤ 7x10 <sup>-6</sup> °C <sup>-1</sup>
 RESISTENZA AGLI SBALZI TERMICI RESISTANCE TO SUDDEN TEMPERATURE CHANGES	ISO 10545-9	METODO DISPONIBILE AVAILABLE ON REQUEST	RESISTE RESISTANT
 RESISTENZA AL GELO FROST RESISTANCE	ISO 10545-12	RICHIESTA ALWAYS TESTED	RESISTE RESISTANT
 PRODOTTI CHIMICI AD USO DOMESTICO ED ADDITIVI PER PISCINA HOUSEHOLD CHEMICALS AND SWIMMING POOL WATER CLEANSERS		min. B мин. B	min. B мин. B
ACIDI ED ALCALI A BASSA CONCENTRAZIONE ACIDS AND LOW CONCENTRATION ALKALIS	ISO 10545-13	DA LA, LB A LC FROM LA, LB TO LC	DA LA, LB A LC FROM LA, LB TO LC
ACIDI ED ALCALI AD ALTA CONCENTRAZIONE ACIDS AND HIGH CONCENTRATION ALKALIS		METODO DISPONIBILE AVAILABLE ON REQUEST	METODO DISPONIBILE AVAILABLE ON REQUEST
 RESISTENZA ALLE MACCHIE UGL STAIN RESISTANCE UGL	ISO 10545-14	METODO DISPONIBILE AVAILABLE ON REQUEST	METODO DISPONIBILE AVAILABLE ON REQUEST
RESISTENZA ALLE MACCHIE GL STAIN RESISTANCE GL		min. 3 мин. 3	min. 3 мин. 3

\*VALORI RIFERITI AL FORMATO 60X60 - VALUES REFERRED TO 60X60 SIZE

## INDICAZIONI D'USO INDICATIONS FOR USE

 **PAVIMENTO** FLOOR TILES

 **RIVESTIMENTO** WALL TILES

---

## DESTINAZIONI D'USO SUGGESTED APPLICATIONS

 **ABITAZIONI** DOMESTIC PURPOSE

 **COMMERCIALE LEGGERO** LIGHT TRAFFIC AREA

 **COMMERCIALE** COMMERCIAL

---

## FINITURA FINISH

**N** **NATURALE** NATURAL

**LP** **LAPPATO** HONED\*

---

## ASPETTO SUPERFICIALE FINISH

 **OPACO** MATT

 **LUCIDO** GLOSSY\*

---

## BORDO EDGE

**RM** **RETTIFICATO MONOCALIBRO** MONOCALIBER, RECTIFIED

---

## STONALIZZAZIONE SHADE VARIATION

**V2**



---

\* Le superfici con finitura lappata lucida e levigata sono consigliate per qualsiasi tipo di rivestimento e per pavimenti residenziali o per superfici calpestabili che non hanno un diretto collegamento con l'esterno o che hanno accessi protetti da appositi stuoi. Come è noto tutte le superfici lucide subiscono con l'uso un naturale processo di opacizzazione. Nel caso dei materiali in gres porcellanato di Imola questo processo è più lento rispetto a qualsiasi altro materiale naturale lavorato a lucido come marmo, pietra, granito. Surfaces with a honed and polished gloss finish are recommended for any kind of wall tile, residential floor or floors that are not directly connected with the outdoors or whose entrances are protected by mats. As is well known, all gloss surfaces naturally lose their shine over time. With Imola porcelain stoneware this process is slower than other honed natural materials like marble, granite or stone.

## CARATTERISTICHE DI VENDITA SALES CHARACTERISTICS

 **Prodotto venduto al pezzo.**  
Product sold per item

**Tutti i nostri prodotti, sia al mq che al pezzo, sono venduti unicamente a scatola completa.**

All our products are sold only in complete boxes, whether the unit of measure is per item or per square metre.



**LAFENZA**  
TILE WITH STYLE

LAFENZACERAMICA.IT

**INDICAZIONI D'USO**

INDICATIONS FOR USE

---

A brand of  
Cooperativa Ceramica D'Imola S.c.

Via V. Veneto, 13  
40026 Imola (BO) Italia  
Tel. +39 0542 601601  
Fax + 39 0542 31749

---