

Aluminium profiles

CATALOGUE

linkin.eu

LINKIN

Content

About us	4
Extrusion	6
Powder coating	8
Thermal break assembly	10
Logistics and packaging	12
Aluminium alloys	14
Standards	20
Custom profiles	22
Standard profiles	24

About us



For over three decades, LINKIN has stood as a beacon of quality, driven by a passion for sustainability and energy efficiency. Our journey, rooted in familial values and founded in Bulgaria, has expanded to resonate across Europe, where we proudly lead the market with distinction.

From our humble beginnings, we have evolved into an industrial powerhouse, guided by our founding principles of integrity and progress. Our commitment to excellence has forged enduring partnerships, enabled us to navigate challenges, and embrace opportunities for growth.



At LINKIN, we continue to lead with honesty and a steadfast commitment to shaping the future of our industry. Our dedication to efficiency and innovation is evident in how we transform resources into high-quality products and solutions.

With a focus on creativity and sustainability, we leverage cutting-edge technologies to maximise success for our partners.

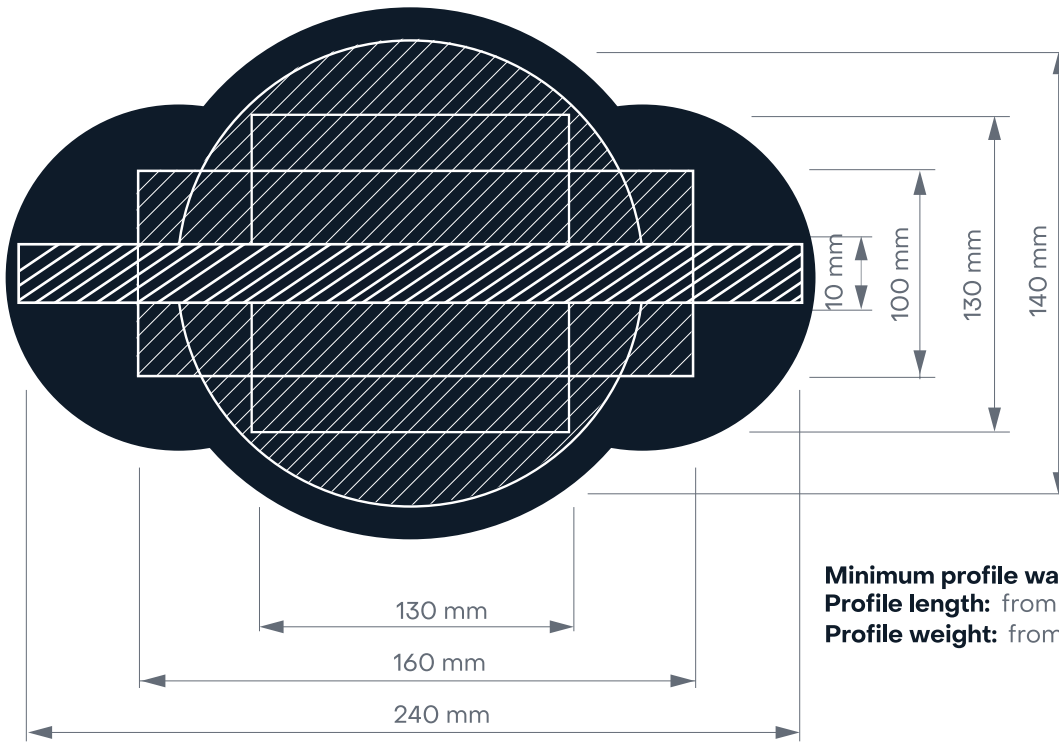
Extrusion



Our state-of-art extrusion facilities enable us to precisely extrude aluminium profiles of various shapes and sizes. With advanced machinery and skilled technicians, we ensure the highest quality and dimensional accuracy in every extruded profile we produce.

Extrusion line

- SMS – OMAV 20 MN, 7 inch extrusion press
- Max length of 7500 mm
- Capacity of 7000 t/year
- Fully automated handling of the baskets of profiles from the automatic profile stacker to the ageing oven and from the ageing oven to the storage area



Minimum profile wall thickness: 1 mm
Profile length: from 3 up to 7.5 m
Profile weight: from 150 g/m up to 6000 g/m

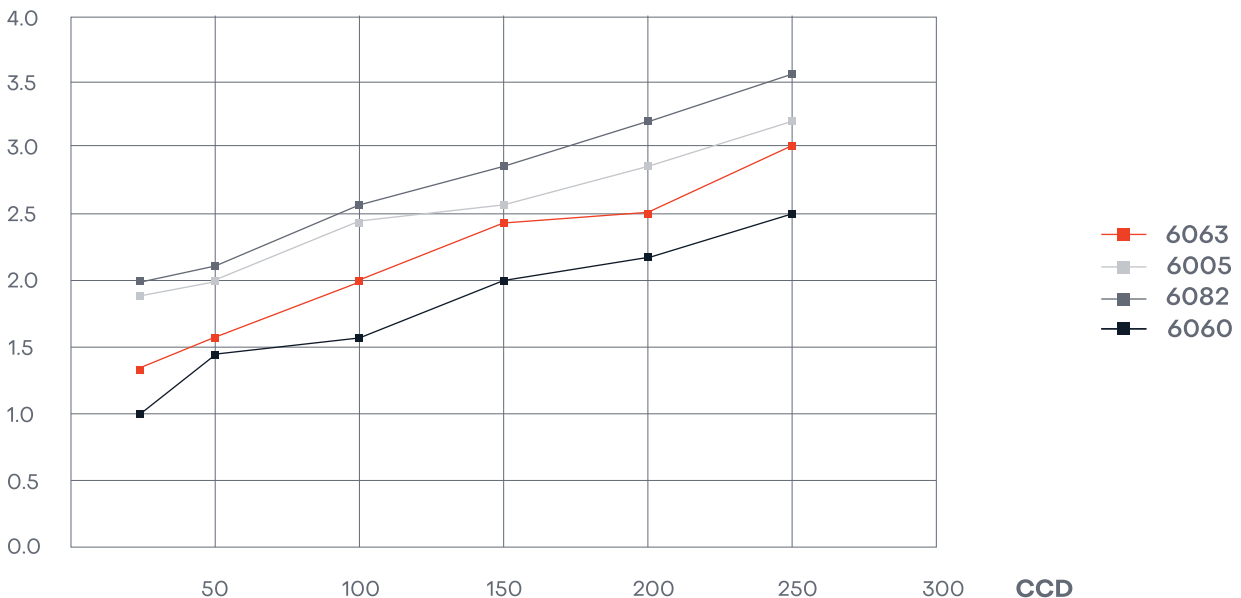
Open profiles	Hollow profiles	Solid profiles
overall hatched zone	Square tubes max 130 x 130 mm	Square bars max 50 x 50 mm
	Rectangular tubes max 160 x 100 mm	Rectangular bars 240 x 15 mm
	Round tubes max diameter 140 mm	Round bars max diameter 50 mm

* All inquiries are handled individually.


Wall thickness

The decrease of the wall thickness cannot be unlimited. It depends on the profile's size (Circumscribed Circle Diameter) and alloy to extrude. The recommended minimum material thickness is shown below:

Wall Thickness



Powder coating



LINKIN's aluminium vertical powder coating offers a durable and visually appealing finish for surfaces. Applied electrostatically and cured under heat, it forms a protective layer to corrosion, UV rays, and abrasion. With a variety of colours and finishes available, ideal for architectural, automotive, and industrial applications.

Vertical powder coating

- EUROIMPIANTI
- Profiles up to 7000 mm
- Applicable standard Qualicoat
- Cross section (max): 300 x 80 mm



Here's a step-by-step guide to the powder coating process:

Preparation

Cleaning and preparing the aluminium surface to remove contaminants and ensure proper adhesion.

Curing

Heating the coated aluminium to melt and cure the powder coating, forming a durable finish.

Application

Electrostatically applying the powder coating onto the prepared aluminium surface.

Cooling and inspection

Allowing the coated aluminium to cool and inspecting the surface for quality and uniformity.

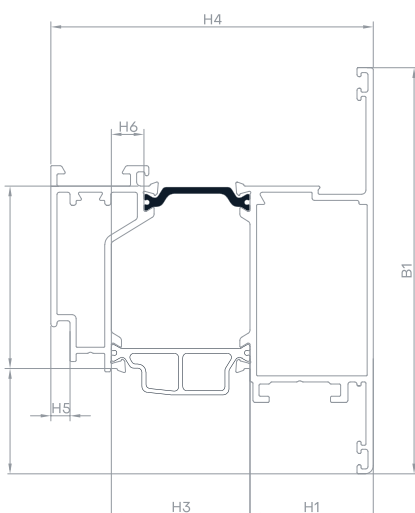
Thermal break assembly



We specialise in thermal break assembly, which involves incorporating insulation materials into aluminium profiles to enhance energy efficiency. Our thermal break assembly process ensures optimal thermal performance and contributes to sustainable building solutions.

Thermal break assembly

- Muller Technologies
- Advanced 3-in-1 technology for knurling, strip inserting and rolling (crimping)
- 1 machine for 3 operations, only 2 operators for full productivity
- Unique rolling (crimping) process to ensure straight profiles
- Profiles up to 7500 mm
- Applicable standard is EN 14024



Rolling Machine Advanced	Advanced movable type roller system
B1	395
B2	0-245
B3	75
H1	120
H3	15-100
H4	440
H5	120
H6	320
H7	+26/-29

Logistics and packaging



Automated warehouse and logistics

- Fully automated warehouse
- 2000 cells
- Profiles up to 7500 mm

Real-Time Automatic Routing

- Customer orders are stored in the automated warehouse after extrusion.
- Software integration between warehouse, SAP ERP, and MES systems.
- Automatic routing based on order shipment date, post-processing, and current status in real time.



Customer-Oriented Picking

- Orders are produced and processed specifically for each customer.
- Picking and packaging are done as per customer specifications.
- Mix-and-match capabilities enable us to maximise truck loads and realise savings on shipping.

Order Traceability

- Full order status traceability allows us to detect delays and implement remedies, ensuring on-time delivery.
- Batch identification on each basket with logging of each operation's input and output.
- Comprehensive traceability enables superior quality control, allowing for detailed root cause analysis and preventive actions.

Aluminium alloys



Aluminium alloys are materials that consist primarily of aluminium as the base metal, with other elements added to enhance their properties for specific applications. These alloys are widely used in various industries due to their lightweight, corrosion resistance, and excellent strength-to-weight ratio.

Here are some key points about the alloys we use in our production:

	6060	6063	6005	6082	1050
Silicium (Si)	0.30-0.60	0.20-0.60	0.50-0.90	0.70-1.30	0.25
Ferrum (Fe)	0.10-0.30	0.35	0.35	0.50	0.40
Cuprum (Cu)	0.10	0.10	0.30	0.10	0.05
Manganese (Mn)	0.10	0.10	0.50	0.40-1.00	0.05
Magnesium (Mg)	0.35-0.60	0.45-0.90	0.40-0.70	0.60-1.20	0.05
Chrome (Cr)	0.05	0.10	0.30	0.25	-
Zinc (Zn)	0.15	0.10	0.20	0.20	0.07
Titanium (Ti)	0.10	0.10	0.10	0.10	0.05
Other	Each	0.05	0.05	0.05	0.03
	Total	0.15	0.15	0.15	-
Aluminium (Al)	Rest	Rest	Rest	Rest	99.50

Physical properties

	6060	6063	6005	6082	1050
Melting range °C	585-650		585-650	585-650	645-658
Density g/m ³	2.70	2.70	2.70	2.70	2.70
Electrical Conductivity μS/m	34-38		26-32	24-32	
Thermal Conductivity W/(m.K)	200-220		180-220	170-220	229
Specific Heat J/(kg.K)	898			896	899
Thermal Expansion Values					
-50 to 20 °C (10 ⁻⁶ /K)	21.80				
20 to 100 °C (10 ⁻⁶ /K)	23.40	23.40	23.40	23.40	23.50
20 to 200 °C (10 ⁻⁶ /K)	24.50				
20 to 300 °C (10 ⁻⁶ /K)	25.60				
Young's Modulus MPa	69500				
Shear Modulus MPa	26100	26100	26200	26300	25900

Mechanical properties

	Temper	Wall thickness e mm*	Tensile strength R _m /MPa/min	Yield strength R _{p0,2} /MPa/min	Elongation		Brinell Hardness HB**
					A/%/min	A _{50 mm} /%/min	
6060	T4	e ≤ 25	120	60	16	14	50
	T5	e ≤ 5	160	120	8	6	60
		5 < e ≤ 25	140	100	8	6	60
	T6	e ≤ 5	190	150	8	6	60
		5 < e ≤ 25	170	140	8	6	60
	T64	e ≤ 15	180	120	12	10	60
	T66	e ≤ 5	215	160	8	6	75
		5 < e ≤ 25	195	150	8	6	75
6063	T4	e ≤ 25	130	65	14	12	50
	T5	e ≤ 10	175	130	8	6	65
		10 < e ≤ 25	160	110	7	5	65
	T6	e ≤ 10	215	170	8	6	75
		10 < e ≤ 25	195	160	8	6	75
	T66	e ≤ 10	245	200	8	6	80
		10 < e ≤ 25	225	180	8	6	80
	6005	T4 open	e ≤ 25	180	90	15	13
T4 hollow		e ≤ 10	180	90	15	13	50
T6 open		e ≤ 5	270	225	8	6	90
		5 < e ≤ 10	260	215	8	6	85
		10 < e ≤ 25	250	200	8	6	85
T6 hollow		e ≤ 5	255	215	8	6	85
	5 < e ≤ 15	250	200	8	6	85	
6082	T4	e ≤ 25	205	110	14	12	35
	T5 open	e ≤ 5	270	230	8	6	90
	T5 hollow	e ≤ 5	270	230	8	6	95
	T6 open	e ≤ 5	290	250	8	6	95
		5 < e ≤ 25	310	260	10	8	95
	T6 hollow	e ≤ 5	290	250	8	6	95
		5 < e ≤ 15	310	260	10	8	95
1050	F	all	60	20	25	23	

*For a profile having different wall thicknesses, the lowest specified value of properties shall be considered as valid for the whole profile cross section.

**The values for the HB hardness are indicative only.

6060	6063	6005	6082	1050
O	O	O	O	F
T4	T4	T4	T4	-
T5	T5	-	T5	-
T64	-	-	-	-
T6	T6	T6	T6	-
T66	T66	-	-	-

F - As fabricated (no specific mechanical property limits are specified).

O - Annealed wrought alloys.

T4 - Solution heat treated & naturally aged.

T5 - Cooled from an elevated temperature forming operation & artificially aged (precipitation hardened).

T64 - Solution heat treated & artificially aged in underaged conditions to improve formability (bending temper).

T6 - Solution heat treated & artificially aged (precipitation hardened). Press quenching required.

T66 - Cooled from an elevated temperature forming operation & artificially aged (precipitation hardened) to a higher level of mechanical properties through special control of manufacturing processes.

Bendability classes

	6060	6063	6005	6082
T4	-	-	-	B2
T5	B3	B3	-	B3
T6	B3	B3	-	B3
T6510	B3	B3	B3	-
T64	B2	-	B3	-
T66	B3	B3	-	-

B2 - The material is in a mid-stained hardened, naturally aged, or partially aged hardened condition. Bendability for simple symmetrical sectiond with medium radiuses is possible. Thin walled or complicated sections may require special devices or bending machines..

B3 - Material is in hard / fully age hardened. For simple symmetrical sections bendability is possible only with relatively large radiuses. Thin walled or complicated sections may require special devices or bending machines.

Characteristic properties & applications

EN AW-6060 ISO AlMgSi

Applications

- Window frames, curtain walls, and doors
- Automotive, trim components, and structural parts
- Furniture frames
- Electronic heat sinks
- All other applications where corrosion resistance and lightweight properties are essential

Characteristic properties

- Good corrosion resistance, especially in outdoor and marine environments
- Easily shaped into complex profiles during manufacturing
- Good strength, with the option for further improvement through heat treatment
- Low density makes it suitable for weight-sensitive applications
- Can be welded using common techniques

EN AW-6063 ISO AlMg0.7Si

Applications

- Architectural systems
- Automotive, found in trim parts and structural components
- Furniture, displays, and transportation
- Heat sinks
- Pipes, tubes, hollow sections

Characteristic properties

- Good corrosion resistance, especially in outdoor and marine environments
- Easily shaped into complex profiles during manufacturing
- Sufficient strength for many applications (can be improved with heat treatment)
- Can be welded using common techniques
- Good thermal conductivity

EN AW-6082 ISO AlSi1MgMn

Applications

- Construction and infrastructure
- Aircraft components
- Chassis components, body panels, and wheels
- Precision-machined components in various sectors

Characteristic properties

- Excellent load-bearing capability
- Contributes to weight reduction in aerospace and automotive applications
- Very good corrosion resistance
- Very good weldability
- Suitable for complex structures
- Benefits heat dissipation





EN AW-6005

ISO AISiMg(A)

Applications

- Construction, automotive, and manufacturing for structural components, railings, and lightweight frames
- Vehicle frames, body sections, and structural parts
- Window and door frames, curtain walls

Characteristic properties

- Easily shaped into various profiles, crucial for architectural and structural applications
- Good strength, especially for structural components
- Reasonable corrosion resistance, essential for outdoor and marine use
- Easily assembled using standard welding techniques

EN AW-1050

ISO Al99.5

Applications

- Architectural elements, cookware, reflectors, chemical equipment, signage
- Packaging, electrical conductors, foils and insulations
- Smaller components for automotive industry

Characteristic properties

- Impressive corrosion resistance, ensuring durability even in demanding conditions
- Exceptional ductility, allowing easy shaping and manipulation into a variety of forms, making it ideal for diverse industrial and engineering applications
- Highly reflective surface finish

Standards



The standards we are following in our aluminium extrusion are:

EN 515

Temper designation

EN 755-1

Technical conditions for inspection & delivery

EN 755-2

Mechanical properties

EN 573-3

Chemical composition and form of products

EN 755-3

Round bars, tolerances on dimensions and form

EN 755-4

Square bars, tolerances on dimensions and form

EN 755-5

Rectangular bars, tolerances on dimensions and form

EN 755-6

Hexagonal bars, tolerances of dimensions and form

**EN 755-8**

Porthole tubes, tolerances on dimensions and form

EN 755-9

Profiles, tolerances on dimensions and form

EN- 12020-1

Technical conditions for inspection and delivery (for precision profiles only)

EN- 12020-2

Tolerances on dimension and form (for precision profiles only)

ISO 2768-1

Tolerances for linear and angular dimensions without individual tolerance indications.

Customer profiles



We can produce custom aluminium profiles based on the drawings provided by our clients or developed by our team to meet customer needs. Whether you operate in the construction, manufacturing, or any other sector, our custom aluminium profiles seamlessly blend strength, precision, and adaptability to deliver optimal results.

Custom aluminium profiles find application in a wide array of industries, including:

Construction


From architectural elements to structural components, our aluminium profiles provide durability and aesthetic appeal.

Manufacturing

Precision-engineered aluminium profiles are essential in various manufacturing processes, enhancing efficiency and product quality.

Marine

Aluminium profiles resist corrosion, making them a reliable choice for marine applications.

**Electronics**

Aluminium profiles play a crucial role in heat dissipation and structural integrity for electronic components and enclosures.

Transportation

Lightweight yet strong, aluminium profiles are key in automotive and aerospace applications, reducing fuel consumption and enhancing performance.

Furniture

The sleek, modern designs of aluminium profiles are ideal for creating contemporary furniture pieces.

Retail Fixtures and advertising

Display systems and retail fixtures benefit from the flexibility and aesthetics of custom aluminium profiles.

Renewable Energy


Solar panel frames rely on the durability and corrosion resistance of custom aluminium profiles.

Sporting Goods

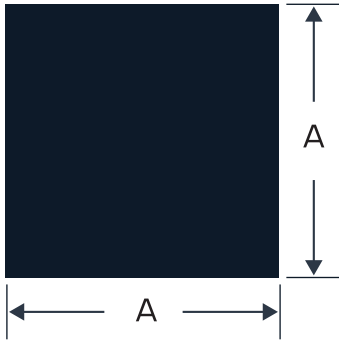
Lightweight and durable, aluminium profiles are used in sports equipment, enhancing performance and durability.

Standard profiles





Square bars / SB



Legend:

A - height

A - width

Notes:

* The weight of each profile is calculated by measuring its cross sectional area and multiplying it by the material density. The aluminium density is considered to be 2.70 gr/cm³.

** Alloy and length is subject to customer's request.

*** Radiuses less than 1 mm are not stated.

Product code	A (mm)	A (mm)	Area (mm ²)	Weight (kg/m)
SB 10x10	10	10	100	0.27
SB 12x12	12	12	144	0.39
SB 15x15	15	15	225	0.61
SB 18x18	18	18	324	0.87
SB 20x20	20	20	400	1.08
SB 25x25	25	25	625	1.69
SB 30x30	30	30	900	2.43
SB 35x35	35	35	1225	3.31
SB 40x40	40	40	1600	4.32
SB 45x45	45	45	2025	5.47

Rectangular bars / RB



Legend:

A - height

B - width

Notes:

* The weight of each profile is calculated by measuring its cross sectional area and multiplying it by the material density. The aluminium density is considered to be 2.70 gr/cm³.

** Alloy and length is subject to customer's request.

*** Radiuses less than 1 mm are not stated.


Product code	B (mm)	A (mm)	Area (mm ²)	Weight (kg/m)
RB 10x6	10	6	60	0.16
RB 10x8	10	8	80	0.22
RB 12x4	12	4	48	0.13
RB 12x5	12	5	60	0.16
RB 12x6	12	6	72	0.20
RB 15x4	15	4	60	0.16
RB 15x5	15	5	75	0.20
RB 15x6	15	6	90	0.24
RB 20x4	20	4	80	0.22
RB 20x5	20	5	100	0.27
RB 20x6	20	6	120	0.32
RB 20x8	20	8	160	0.43
RB 25x4	25	4	100	0.27
RB 25x5	25	5	125	0.34
RB 25x6	25	6	150	0.41
RB 25x8	25	8	200	0.54
RB 25x10	25	10	250	0.68
RB 30x4	30	4	120	0.32
RB 30x5	30	5	150	0.41
RB 30x6	30	6	180	0.49

Product code	B (mm)	A (mm)	Area (mm ²)	Weight (kg/m)
RB 30x8	30	8	240	0.65
RB 30x10	30	10	300	0.81
RB 35x4	35	4	140	0.38
RB 35x5	35	5	175	0.47
RB 35x6	35	6	210	0.57
RB 35x8	35	8	280	0.76
RB 35x10	35	10	350	0.95
RB 40x4	40	4	160	0.43
RB 40x5	40	5	200	0.54
RB 40x6	40	6	240	0.65
RB 40x8	40	8	320	0.86
RB 40x10	40	10	400	1.08
RB 45x3	45	3	135	0.36
RB 45x4	45	4	180	0.49
RB 45x5	45	5	225	0.61
RB 45x6	45	6	270	0.73
RB 45x8	45	8	360	0.97
RB 45x10	45	10	450	1.22
RB 50x3	50	3	150	0.41
RB 50x4	50	4	200	0.54
RB 50x5	50	5	250	0.68
RB 50x6	50	6	300	0.81
RB 50x8	50	8	400	1.08
RB 50x10	50	10	500	1.35
RB 55x6	55	6	330	0.89
RB 55x8	55	8	440	1.19
RB 55x10	55	10	550	1.49
RB 60x3	60	3	180	0.49
RB 60x4	60	4	240	0.65
RB 60x5	60	5	300	0.81
RB 60x6	60	6	360	0.97
RB 60x8	60	8	480	1.3
RB 60x10	60	10	600	1.62
RB 65x5	65	5	325	0.88
RB 65x8	65	8	520	1.4
RB 65x10	65	10	650	1.76
RB 65x15	65	15	975	2.63
RB 65x20	65	20	1300	3.51
RB 70x3	70	3	210	0.57
RB 70x4	70	4	280	0.76
RB 70x5	70	5	350	0.95
RB 70x6	70	6	420	1.13

Product code	B (mm)	A (mm)	Area (mm ²)	Weight (kg/m)
RB 70x8	70	8	560	1.51
RB 70x10	70	10	700	1.89
RB 75x5	75	5	375	1.01
RB 75x6	75	6	450	1.22
RB 75x8	75	8	600	1.62
RB 75x10	75	10	750	2.03
RB 80x3	80	3	240	0.65
RB 80x4	80	4	320	0.86
RB 80x5	80	5	400	1.08
RB 80x6	80	6	480	1.3
RB 80x8	80	8	640	1.73
RB 80x10	80	10	800	2.16
RB 85x10	85	10	850	2.3
RB 90x4	90	4	360	0.97
RB 90x5	90	5	450	1.22
RB 90x6	90	6	540	1.46
RB 90x8	90	8	720	1.94
RB 90x10	90	10	900	2.43
RB 100x3	70	6	420	1.13
RB 100x4	70	8	560	1.51
RB 100x5	70	10	700	1.89
RB 100x6	70	12	840	2.28
RB 100x8	70	15	1050	2.84
RB 100x10	70	18	1260	3.4
RB 110x5	75	8	600	1.62
RB 110x10	75	10	750	2.03
RB 120x3	75	20	1500	4.05
RB 120x5	80	3	240	0.65
RB 120x8	80	5	400	1.08
RB 120x10	80	6	480	1.3
RB 125x12	80	30	2400	6.48
RB 130x5	80	40	3200	8.64
RB 130x8	80	45	3600	9.72
RB 130x10	80	50	4000	10.8
RB 140x5	80	60	4800	13.01
RB 140x8	85	10	850	2.3
RB 140x10	90	4	360	0.97
RB 150x4	90	8	720	1.94
RB 150x5	90	10	900	2.43
RB 150x8	90	15	1350	3.64
RB 150x10	90	20	1800	4.88
RB 160x8	160	8	1280	3.46

Product code	B (mm)	A (mm)	Area (mm ²)	Weight (kg/m)
RB 160x10	160	10	1600	4.32
RB 170x10	170	10	1700	4.59
RB 180x10	180	10	1800	4.86
RB 180x12	180	12	2160	5.83
RB 200x5	200	5	1000	2.7
RB 200x6	200	6	1200	3.24
RB 200x8	200	8	1600	4.32

Round bars / ROB



Legend:

D - diameter

Notes:

* The weight of each profile is calculated by measuring its cross sectional area and multiplying it by the material density. The aluminium density is considered to be 2.70 gr/cm³.

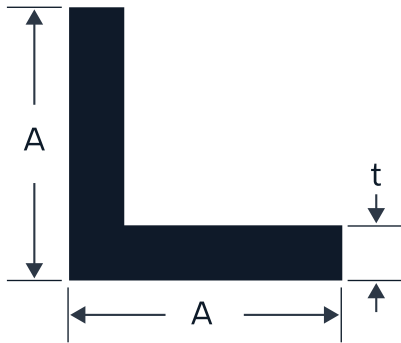
** Alloy and length is subject to customer's request.

*** Radiuses less than 1 mm are not stated.

Product code	D (mm)	Area (mm ²)	Weight (kg/m)
ROB 10	10	79	0.21
ROB 12	12	113	0.31
ROB 14	14	154	0.42
ROB 15	15	177	0.48
ROB 16	16	201	0.54
ROB 18	18	254	0.69
ROB 20	20	314	0.85
ROB 22	22	380	1.03
ROB 24	24	452	1.22
ROB 25	25	491	1.32
ROB 26	26	531	1.43
ROB 28	28	616	1.66
ROB 30	30	707	1.91
ROB 32	32	804	2.17
ROB 34	34	908	2.45
ROB 36	36	1018	2.75
ROB 38	38	1134	3.06
ROB 40	40	1257	3.39
ROB 41	41	1320	3.56
ROB 42	42	1385	3.74

Product code	D (mm)	Area (mm ²)	Weight (kg/m)
ROB 44	44	1521	4.11
ROB 46	46	1662	4.49
ROB 48	48	1810	4.9
ROB 50	50	1963	5.3
ROB 52	52	2124	5.76

L profile sym / LPS



Legend:

A - height

A - width

t - thickness

Notes:

* The weight of each profile is calculated by measuring its cross sectional area and multiplying it by the material density. The aluminium density is considered to be 2.70 gr/cm³.

** Alloy and length is subject to customer's request.

*** Radiuses less than 1 mm are not stated.

Product code	A (mm)	t (mm)	Area (mm ²)	Weight (kg/m)
LPS 15x15x2	15	2	56	0.15
LPS 15x15x3	15	3	81	0.22
LPS 20x20x1	20	1	39	0.11
LPS 20x20x1.5	20	1.5	58	0.16
LPS 20x20x2	20	2	76	0.21
LPS 20x20x3	20	3	111	0.3
LPS 20x20x4	20	4	144	0.39
LPS 25x25x1.5	25	1.5	73	0.2
LPS 25x25x2	25	2	96	0.26
LPS 25x25x3	25	3	141	0.38
LPS 25x25x4	25	4	184	0.5
LPS 30x30x1	30	1	59	0.16
LPS 30x30x1.5	30	1.5	88	0.24
LPS 30x30x2	30	2	116	0.31
LPS 30x30x3	30	3	171	0.46
LPS 30x30x4	30	4	224	0.6
LPS 30x30x5	30	5	275	0.74
LPS 35x35x2	35	2	136	0.37
LPS 35x35x3	35	3	201	0.54

Product code	A (mm)	t (mm)	Area (mm ²)	Weight (kg/m)
LPS 35x35x4	35	4	264	0.71
LPS 40x40x1	40	1	79	0.21
LPS 40x40x1.5	40	1.5	118	0.32
LPS 40x40x2	40	2	156	0.42
LPS 40x40x3	40	3	231	0.62
LPS 40x40x4	40	4	304	0.82
LPS 40x40x5	40	5	375	1.01
LPS 45x45x2	45	2	176	0.48
LPS 45x45x4	45	4	344	0.93
LPS 50x50x2	50	2	196	0.53
LPS 50x50x3	50	3	291	0.79
LPS 50x50x4	50	4	384	1.04
LPS 50x50x5	50	5	475	1.28
LPS 50x50x8	50	8	736	1.99
LPS 60x60x2	60	2	236	0.64
LPS 60x60x3	60	3	351	0.95
LPS 60x60x4	60	4	464	1.25
LPS 60x60x5	60	5	575	1.55
LPS 60x60x6	60	6	684	1.85
LPS 60x60x8	60	8	896	2.42
LPS 70x70x7	70	7	931	2.51
LPS 80x80x2	80	2	316	0.85
LPS 80x80x3	80	3	471	1.27
LPS 80x80x4	80	4	624	1.68
LPS 80x80x5	80	5	775	2.09
LPS 80x80x6	80	6	924	2.49
LPS 100x100x3	100	3	591	1.6
LPS 100x100x4	100	4	784	2.12
LPS 100x100x5	100	5	975	2.63
LPS 100x100x6	100	6	1164	3.14
LPS 120x120x8	120	8	1856	5.01

L profile asym / LPA



Legend:

A - height
B - width
t - thickness

Notes:

* The weight of each profile is calculated by measuring its cross sectional area and multiplying it by the material density. The aluminium density is considered to be 2.70 gr/cm³.

** Alloy and length is subject to customer's request.

*** Radiuses less than 1 mm are not stated.

Product code	A (mm)	B (mm)	t (mm)	Area (mm ²)	Weight (kg/m)
LPA 15x10x2	15	10	2	46	0.12
LPA 20x10x2	20	10	2	56	0.15
LPA 20x15x2	20	15	2	66	0.18
LPA 20x15x3	20	15	3	96	0.26
LPA 25x10x2	25	10	2	66	0.18
LPA 25x15x2	25	15	2	76	0.21
LPA 25x15x3	25	15	3	111	0.3
LPA 25x20x2	25	20	2	86	0.23
LPA 25x20x3	25	20	3	126	0.34
LPA 30x10x2	30	10	2	76	0.21
LPA 30x15x2	30	15	2	86	0.23
LPA 30x15x3	30	15	3	126	0.34
LPA 30x20x2	30	20	2	96	0.26
LPA 30x20x3	30	20	3	141	0.38
LPA 30x20x4	30	20	4	184	0.5
LPA 30x25x2	30	25	2	106	0.29
LPA 30x25x3	30	25	3	156	0.42
LPA 35x10x2	35	10	2	86	0.23
LPA 35x15x2	35	15	2	96	0.26
LPA 35x15x3	35	15	3	141	0.38

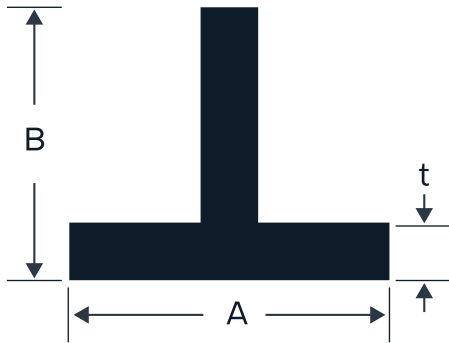
Product code	A (mm)	B (mm)	t (mm)	Area (mm ²)	Weight (kg/m)
LPA 35x20x2	35	20	2	106	0.29
LPA 35x20x3	35	20	3	156	0.42
LPA 35x25x2	35	25	2	116	0.31
LPA 35x25x3	35	25	3	171	0.46
LPA 40x10x2	40	10	2	96	0.26
LPA 40x15x2	40	15	2	106	0.29
LPA 40x20x2	40	20	2	116	0.31
LPA 40x20x3	40	20	3	171	0.46
LPA 40x20x4	40	20	4	224	0.6
LPA 40x20x5	40	20	5	275	0.74
LPA 40x25x2	40	25	2	126	0.34
LPA 40x25x3	40	25	3	186	0.5
LPA 40x25x4	40	25	4	244	0.66
LPA 40x30x2	40	30	2	136	0.37
LPA 40x30x3	40	30	3	201	0.54
LPA 40x30x4	40	30	4	264	0.71
LPA 45x10x2	45	10	2	106	0.29
LPA 45x20x2	45	20	2	126	0.34
LPA 45x20x3	45	20	3	186	0.5
LPA 45x25x3	45	25	3	201	0.54
LPA 45x30x3	45	30	3	216	0.58
LPA 50x10x2	50	10	2	116	0.31
LPA 50x15x2	50	15	2	126	0.34
LPA 50x15x4	50	15	4	244	0.66
LPA 50x20x2	50	20	2	136	0.37
LPA 50x20x3	50	20	3	201	0.54
LPA 50x25x2	50	25	2	146	0.39
LPA 50x25x3	50	25	3	216	0.58
LPA 50x25x4	50	25	4	284	0.77
LPA 50x25x5	50	25	5	350	0.95
LPA 50x30x2	50	30	2	156	0.42
LPA 50x30x3	50	30	3	231	0.62
LPA 50x30x4	50	30	4	304	0.82
LPA 50x35x4	50	35	4	324	0.88
LPA 50x40x2	50	40	2	176	0.48
LPA 50x40x3	50	40	3	261	0.7
LPA 50x40x4	50	40	4	344	0.92
LPA 50x40x5	50	40	5	425	1.15
LPA 50x45x5	50	45	5	450	1.22
LPA 55x45x5	55	45	5	475	1.28
LPA 60x10x2	60	10	2	136	0.37
LPA 60x15x2	60	15	2	146	0.39

Product code	A (mm)	B (mm)	t (mm)	Area (mm ²)	Weight (kg/m)
LPA 60x20x2	60	20	2	156	0.42
LPA 60x20x3	60	20	3	231	0.62
LPA 60x25x2	60	25	2	166	0.45
LPA 60x25x3	60	25	3	246	0.66
LPA 60x30x2	60	30	2	176	0.48
LPA 60x30x3	60	30	3	261	0.7
LPA 60x30x4	60	30	4	344	0.93
LPA 60x30x5	60	30	5	425	1.15
LPA 60x35x2	60	35	2	186	0.5
LPA 60x40x2	60	40	2	196	0.53
LPA 60x40x3	60	40	3	291	0.79
LPA 60x40x4	60	40	4	384	1.04
LPA 60x40x5	60	40	5	475	1.28
LPA 60x50x3	60	50	3	321	0.87
LPA 60x50x4	60	50	4	424	1.15
LPA 60x50x5	60	50	5	525	1.42
LPA 65x40x8	65	40	8	776	2.09
LPA 65x50x4	65	50	4	444	1.2
LPA 70x15x2	70	15	2	166	0.45
LPA 70x15x3	70	15	3	246	0.66
LPA 70x20x2	70	20	2	176	0.48
LPA 70x30x2	70	30	2	196	0.53
LPA 70x30x3	70	30	3	291	0.79
LPA 70x40x2	70	40	2	216	0.58
LPA 70x40x5	70	40	5	525	1.42
LPA 70x50x3	70	50	3	351	0.95
LPA 70x50x5	70	50	5	575	1.56
LPA 75x30x5	75	30	5	500	1.35
LPA 75x50x4	75	50	4	484	1.31
LPA 75x50x5	75	50	5	600	1.62
LPA 80x15x2	80	15	2	186	0.5
LPA 80x20x2	80	20	2	196	0.53
LPA 80x25x2	80	25	2	206	0.56
LPA 80x30x3	80	30	3	321	0.87
LPA 80x40x2	80	40	2	236	0.64
LPA 80x40x3	80	40	3	351	0.95
LPA 80x40x4	80	40	4	464	1.25
LPA 80x40x5	80	40	5	575	1.55
LPA 80x45x2	80	45	2	246	0.67
LPA 80x50x2	80	50	2	256	0.69
LPA 80x50x3	80	50	3	381	1.03
LPA 80x50x4	80	50	4	504	1.36

Product code	A (mm)	B (mm)	t (mm)	Area (mm ²)	Weight (kg/m)
LPA 80x50x5	80	50	5	625	1.69
LPA 80x60x2	80	60	2	276	0.75
LPA 80x60x3	80	60	3	411	1.11
LPA 80x60x4	80	60	4	544	1.47
LPA 90x30x3	90	30	3	351	0.95
LPA 90x40x2	90	40	2	256	0.69
LPA 90x40x4	90	40	4	504	1.36
LPA 90x40x5	90	40	5	625	1.69
LPA 100x20x2	100	20	2	236	0.64
LPA 100x25x2	100	25	2	246	0.67
LPA 100x25x3	100	25	3	366	0.99
LPA 100x30x2	100	30	2	256	0.69
LPA 100x30x3	100	30	3	381	1.03
LPA 100x40x2	100	40	2	276	0.75
LPA 100x40x3	100	40	3	411	1.11
LPA 100x40x4	100	40	4	544	1.47
LPA 100x50x2	100	50	2	296	0.8
LPA 100x50x3	100	50	3	441	1.19
LPA 100x50x4	100	50	4	584	1.58
LPA 100x50x5	100	50	5	725	1.96
LPA 100x50x6	100	50	6	864	2.33
LPA 100x60x4	100	60	4	624	1.68
LPA 100x60x6	100	60	6	924	2.49
LPA 100x70x2	100	70	2	336	0.91
LPA 100x70x4	100	70	4	664	1.79
LPA 100x80x3	100	80	3	531	1.43
LPA 100x80x4	100	80	4	704	1.9
LPA 100x80x6	100	80	6	1044	2.82
LPA 100x80x10	100	80	10	1700	4.61
LPA 110x30x2	110	30	2	276	0.75
LPA 110x40x3	110	40	3	441	1.19
LPA 110x80x10	110	80	10	1800	4.88
LPA 120x20x2	120	20	2	276	0.75
LPA 120x40x3	120	40	3	471	1.27
LPA 120x40x4	120	40	4	624	1.69
LPA 120x50x5	120	50	5	825	2.23
LPA 120x60x5	120	60	5	875	2.37
LPA 120x60x6	120	60	6	1044	2.82
LPA 120x80x3	120	80	3	591	1.6
LPA 120x80x6	120	80	6	1164	3.14
LPA 120x80x10	120	80	10	1900	5.13
LPA 130x30x3	130	30	3	471	1.27

	A (mm)	B (mm)	t (mm)	Area (mm ²)	Weight (kg/m)
LPA 130x65x8	130	65	8	1496	4.05
LPA 130x80x6	130	80	6	1224	3.32
LPA 135x40x3	135	40	3	516	1.39
LPA 135x40x6	135	40	6	1014	2.74
LPA 140x40x3	140	40	3	531	1.43
LPA 150x40x3	150	40	3	561	1.52
LPA 150x50x4	150	50	4	784	2.12
LPA 150x50x5	150	50	5	975	2.63
LPA 150x80x6	150	80	6	1344	3.63
LPA 160x40x3	160	40	3	591	1.6
LPA 160x40x4	160	40	4	784	2.12
LPA 160x50x3	160	50	3	621	1.68
LPA 180x40x3	180	40	3	651	1.76
LPA 180x50x3	180	50	3	681	1.85

T profile / TP



Legend:

B - height
A - width
t - thickness

Notes:

* The weight of each profile is calculated by measuring its cross sectional area and multiplying it by the material density. The aluminium density is considered to be 2.70 gr/cm³.

** Alloy and length is subject to customer's request.

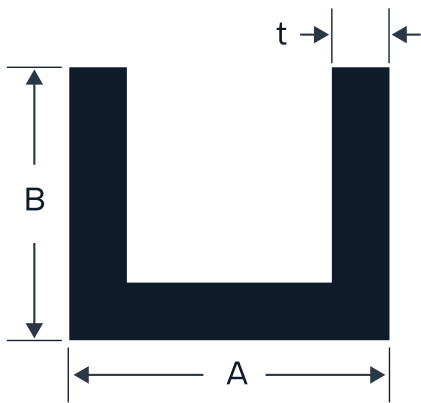
*** Radiuses less than 1 mm are not stated.

Product code	A (mm)	B (mm)	t (mm)	Area (mm ²)	Weight (kg/m)
TP 15x15x2	15	15	2	56	0.15
TP 20x20x2	20	20	2	76	0.2
TP 20x20x3	20	20	3	111	0.3
TP 25x25x2	25	25	2	96	0.26
TP 25x25x3	25	25	3	141	0.38
TP 30x30x2	30	30	2	116	0.31
TP 30x30x3	30	30	3	171	0.46
TP 30x40x3	30	40	3	201	0.54
TP 30x60x4	30	60	4	344	0.93
TP 35x35x3	35	35	3	201	0.54
TP 40x20x2	40	20	2	116	0.31
TP 40x25x2	40	25	2	126	0.34
TP 40x40x2	40	40	2	156	0.42
TP 40x40x3	40	40	3	231	0.62
TP 40x40x4	40	40	4	304	0.82
TP 40x50x2	40	50	2	176	0.48
TP 40x60x5	40	60	5	475	1.28
TP 45x45x3	45	45	3	261	0.7
TP 50x25x4	50	25	4	284	0.77
TP 50x30x4	50	30	4	304	0.82

Product code	A (mm)	B (mm)	t (mm)	Area (mm ²)	Weight (kg/m)
TP 50x50x2	50	50	2	196	0.53
TP 50x50x3	50	50	3	291	0.79
TP 50x50x4	50	50	4	384	1.04
TP 50x50x5	50	50	5	475	1.29
TP 50x80x4	50	80	4	504	1.36
TP 50x80x5	50	80	5	625	1.69
TP 50x100x5	50	100	5	725	1.96
TP 60x40x3	60	40	3	291	0.79
TP 60x40x4	60	40	4	384	1.04
TP 60x40x5	60	40	5	475	1.28
TP 60x50x2	60	50	2	216	0.58
TP 60x60x2	60	60	2	236	0.64
TP 60x60x3	60	60	3	351	0.95
TP 60x60x4	60	60	4	464	1.25
TP 60x60x6	60	60	6	684	1.85
TP 60x70x4	60	70	4	504	1.36
TP 60x100x5	60	100	5	775	2.09
TP 70x50x4	70	50	4	464	1.25
TP 70x70x3	70	70	3	411	1.11
TP 70x70x5	70	70	5	675	1.82
TP 70x70x7	70	70	7	931	2.51
TP 80x40x1.5	80	40	1.5	178	0.48
TP 80x45x2	80	45	2	246	0.67
TP 80x50x2	80	50	2	256	0.69
TP 80x60x2	80	60	2	276	0.75
TP 80x80x3	80	80	3	471	1.27
TP 80x80x4	80	80	4	624	1.68
TP 80x80x5	80	80	5	775	2.09
TP 80x80x6	80	80	6	924	2.49
TP 80x80x8	80	80	8	1216	3.29
TP 80x100x3	80	100	3	531	1.43
TP 80x120x8	80	120	8	1536	4.15
TP 100x50x2	100	50	2	296	0.8
TP 100x50x3	100	50	3	441	1.19
TP 100x60x2	100	60	2	316	0.85
TP 100x60x3	100	60	3	471	1.28
TP 100x60x5	100	60	5	775	2.09
TP 100x80x2	100	80	2	356	0.96
TP 100x100x6	100	100	6	1164	3.14
TP 110x40x2	110	40	2	296	0.8
TP 110x45x2	110	45	2	306	0.83
TP 110x50x2	110	50	2	316	0.85

Product code	A (mm)	B (mm)	t (mm)	Area (mm ²)	Weight (kg/m)
TP 110x60x2	110	60	2	336	0.91
TP 110x60x3	110	60	3	501	1.35
TP 120x45x2	120	45	2	326	0.88
TP 120x50x2	120	50	2	336	0.91
TP 120x60x2	120	60	2	356	0.96
TP 120x60x5	120	60	5	875	2.36
TP 140x50x2	140	50	2	376	1.01
TP 140x60x2	140	60	2	396	1.07

U profile / UP



Legend:

B - height
A - width
t - thickness

Notes:

* The weight of each profile is calculated by measuring its cross sectional area and multiplying it by the material density. The aluminium density is considered to be 2.70 gr/cm³.

** Alloy and length is subject to customer's request.

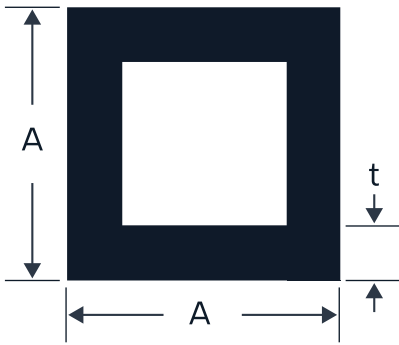
*** Radiuses less than 1 mm are not stated.

Product code	B (mm)	A (mm)	t (mm)	Area (mm ²)	Weight (kg/m)
UP 15x10x2	15	10	2	62	0.19
UP 20x10x2	20	10	2	72	0.25
UP 15x15x2	15	15	2	82	0.22
UP 20x15x2	20	15	2	92	0.28
UP 10x20x2	10	20	2	92	0.19
UP 15x20x2	15	20	2	102	0.25
UP 20x20x2	20	20	2	112	0.3
UP 20x20x3	20	20	3	162	0.44
UP 25x20x2	25	20	2	122	0.36
UP 30x20x2	30	20	2	132	0.41
UP 30x20x3	30	20	3	192	0.6
UP 40x20x2	40	20	2	152	0.52
UP 40x20x4	40	20	4	288	0.99
UP 15x25x2	15	25	2	122	0.28
UP 20x25x2	20	25	2	132	0.33
UP 20x25x3	20	25	3	192	0.48
UP 25x25x2	25	25	2	142	0.38
UP 25x25x3	25	25	3	207	0.56
UP 35x25x2	35	25	2	162	0.49

Product code	B (mm)	A (mm)	t (mm)	Area (mm ²)	Weight (kg/m)
UP 40x25x2	40	25	2	172	0.55
UP 15x30x2	15	30	2	142	0.3
UP 20x30x2	20	30	2	152	0.36
UP 20x30x3	20	30	3	222	0.52
UP 30x30x2	30	30	2	172	0.46
UP 30x30x3	30	30	3	252	0.68
UP 40x30x2	40	30	2	192	0.57
UP 40x30x3	40	30	3	282	0.84
UP 50x30x3	50	30	3	312	1
UP 60x30x2	60	30	2	232	0.79
UP 60x30x3	60	30	3	342	1.17
UP 25x35x2	25	35	2	182	0.44
UP 35x35x2	35	35	2	202	0.55
UP 35x35x3	35	35	3	297	0.8
UP 30x36x2	30	36	2	196	0.5
UP 15x40x2	15	40	2	182	0.36
UP 20x40x2	20	40	2	192	0.41
UP 20x40x3	20	40	3	282	0.6
UP 25x40x2	25	40	2	202	0.47
UP 25x40x3	25	40	3	297	0.68
UP 30x40x2	30	40	2	212	0.52
UP 30x40x3	30	40	3	312	0.76
UP 40x40x2	40	40	2	232	0.63
UP 40x40x3	40	40	3	342	0.92
UP 40x40x4	40	40	4	448	1.21
UP 50x40x2	50	40	2	252	0.73
UP 50x40x4	50	40	4	488	1.43
UP 60x40x4	60	40	4	528	1.65
UP 60x40x5	60	40	5	650	2.03
UP 15x45x2	15	45	2	202	0.38
UP 20x45x2	20	45	2	212	0.44
UP 30x45x4	30	45	4	448	1.05
UP 45x45x2	45	45	2	262	0.71
UP 20x50x2	20	50	2	232	0.47
UP 20x50x5	20	50	5	550	1.08
UP 30x50x2	30	50	2	252	0.57
UP 30x50x3	30	50	3	372	0.84
UP 30x50x4	30	50	4	488	1.1
UP 40x50x4	40	50	4	528	1.32
UP 50x50x2	50	50	2	292	0.79
UP 50x50x3	50	50	3	432	1.17
UP 50x50x4	50	50	4	568	1.53

Product code	B (mm)	A (mm)	t (mm)	Area (mm ²)	Weight (kg/m)
UP 15x60x3	15	60	3	387	0.68
UP 20x60x2	20	60	2	272	0.52
UP 30x60x3	30	60	3	432	0.92
UP 30x60x4	30	60	4	568	1.21
UP 40x60x3	40	60	3	462	1.09
UP 40x60x4	40	60	4	608	1.43
UP 50x60x2	50	60	2	332	0.85
UP 50x60x3	50	60	3	492	1.25
UP 60x60x3	60	60	3	522	1.41
UP 40x70x3	40	70	3	522	1.17
UP 70x70x5	70	70	5	1000	2.71
UP 20x80x2	20	80	2	352	0.63
UP 30x80x3	30	80	3	552	1.09
UP 40x80x3	40	80	3	582	1.25
UP 40x80x4	40	80	4	768	1.64
UP 50x80x3	50	80	3	612	1.41
UP 60x80x5	60	80	5	1050	2.56
UP 80x80x4	80	80	4	928	2.51
UP 30x90x2	30	90	2	412	0.79
UP 40x90x3	40	90	3	642	1.33
UP 50x90x3	50	90	3	672	1.49
UP 50x90x5	50	90	5	1100	2.43
UP 20x100x2	20	100	2	432	0.73
UP 30x100x3	30	100	3	672	1.25
UP 40x100x2	40	100	2	472	0.95
UP 40x100x3	40	100	3	702	1.41
UP 50x100x3	50	100	3	732	1.57
UP 50x100x4	50	100	4	968	2.07
UP 100x100x4	100	100	4	1168	3.15
UP 20x120x2	20	120	2	512	0.84
UP 30x120x2	30	120	2	532	0.95
UP 40x120x3	40	120	3	822	1.57
UP 40x120x5	40	120	5	1350	2.57
UP 45x120x10	45	120	10	2650	5.13
UP 55x120x10	55	120	10	2750	5.67
UP 60x120x8	60	120	8	2272	4.84
UP 80x120x8	80	120	8	2432	5.72
UP 80x125x8	80	125	8	2512	5.81
UP 40x140x3	40	140	3	942	1.74
UP 60x140x6	60	140	6	1968	4.02
UP 50x150x3	50	150	3	1032	1.98

Square tubes / ST



Legend:

A - height
A - width
t - thickness

Notes:

* The weight of each profile is calculated by measuring its cross sectional area and multiplying it by the material density. The aluminium density is considered to be 2.70 gr/cm³.

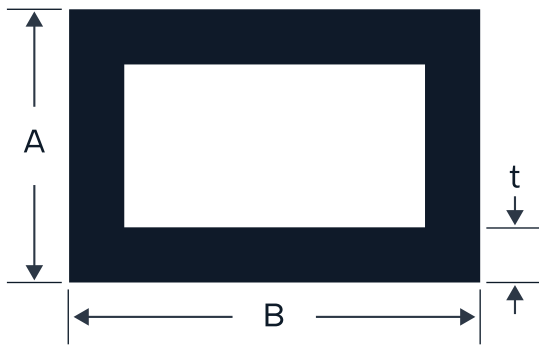
** Alloy and length is subject to customer's request.

*** Radiuses less than 1 mm are not stated.

Product code	A (mm)	A (mm)	t (mm)	Area (mm ²)	Weight (kg/m)
ST 15x15x1.5	15	15	1.5	81	0.22
ST 15x15x2	15	15	2	104	0.28
ST 20x20x1.5	20	20	1.5	111	0.3
ST 20x20x2	20	20	2	144	0.38
ST 20x20x3	20	20	3	204	0.55
ST 25x25x1.5	25	25	1.5	141	0.38
ST 25x25x2	25	25	2	184	0.5
ST 25x25x2.5	25	25	2.5	225	0.61
ST 25x25x3	25	25	3	264	0.71
ST 30x30x1.5	30	30	1.5	171	0.46
ST 30x30x2	30	30	2	224	0.6
ST 30x30x3	30	30	3	324	0.87
ST 30x30x4	30	30	4	416	1.13
ST 34x34x2	34	34	2	256	0.69
ST 35x35x2	35	35	2	264	0.71
ST 35x35x3	35	35	3	384	1.04
ST 35x35x4	35	35	4	496	1.34
ST 40x40x1.5	40	40	1.5	231	0.62
ST 40x40x2	40	40	2	304	0.82

Product code	B (mm)	A (mm)	t (mm)	Area (mm ²)	Weight (kg/m)
ST 40x40x2.5	40	40	2.5	375	1.01
ST 40x40x3	40	40	3	444	1.2
ST 40x40x4	40	40	4	576	1.56
ST 40x40x5	40	40	5	700	1.89
ST 45x45x2	45	45	2	344	0.93
ST 45x45x4	45	45	4	656	1.77
ST 50x50x1.5	50	50	1.5	291	0.79
ST 50x50x2	50	50	2	384	1.04
ST 50x50x2.5	50	50	2.5	475	1.28
ST 50x50x3	50	50	3	564	1.52
ST 50x50x4	50	50	4	736	1.99
ST 50x50x5	50	50	5	900	2.43
ST 55x55x2	55	55	2	424	1.14
ST 60x60x1.5	60	60	1.5	351	0.95
ST 60x60x2	60	60	2	464	1.25
ST 60x60x2.5	60	60	2.5	575	1.56
ST 60x60x3	60	60	3	684	1.85
ST 60x60x4	60	60	4	896	2.42
ST 60x60x5	60	60	5	1100	2.97
ST 65x65x2.5	65	65	2.5	625	1.69
ST 70x70x2	70	70	2	544	1.47
ST 70x70x3	70	70	3	804	2.17
ST 80x80x2	80	80	2	624	1.69
ST 80x80x2.5	80	80	2.5	775	2.09
ST 80x80x3	80	80	3	924	2.49
ST 80x80x4	80	80	4	1216	3.28
ST 85x85x4	85	85	4	1296	3.5
ST 90x90x4	90	90	4	1376	3.72
ST 100x100x3	100	100	3	1164	3.14
ST 100x100x4	100	100	4	1536	4.15
ST 120x120x4	120	120	4	1856	5.01

Rectangular tubes / RT



Legend:

A - height
B - width
t - thickness

Notes:

* The weight of each profile is calculated by measuring its cross sectional area and multiplying it by the material density. The aluminium density is considered to be 2.70 gr/cm³.

** Alloy and length is subject to customer's request.

*** Radiuses less than 1 mm are not stated.

Product code	A (mm)	B (mm)	t (mm)	Area (mm ²)	Weight (kg/m)
RT 20x10x1.5	20	10	1.5	81	0.22
RT 20x10x2	20	10	2	104	0.28
RT 20x15x1.5	20	15	1.5	96	0.26
RT 20x15x2	20	15	2	124	0.33
RT 25x10x2	25	10	2	124	0.34
RT 25x15x1.5	25	15	1.5	111	0.3
RT 25x15x2	25	15	2	144	0.39
RT 25x20x1.5	25	20	1.5	126	0.34
RT 25x20x2	25	20	2	164	0.44
RT 30x10x1.5	30	10	1.5	111	0.3
RT 30x10x2	30	10	2	144	0.39
RT 30x15x1.5	30	15	1.5	126	0.34
RT 30x15x2	30	15	2	164	0.44
RT 30x20x1.5	30	20	1.5	141	0.38
RT 30x20x2	30	20	2	184	0.5
RT 30x20x3	30	20	3	264	0.71
RT 30x25x2	30	25	2	204	0.55
RT 30x25x3	30	25	3	294	0.79
RT 35x15x2	35	15	2	184	0.5
RT 35x20x1.5	35	20	1.5	156	0.42

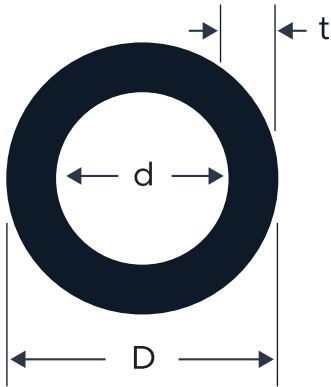
Product code	A (mm)	B (mm)	t (mm)	Area (mm ²)	Weight (kg/m)
RT 35x20x2	35	20	2	204	0.55
RT 35x25x1.5	35	25	1.5	171	0.46
RT 35x25x2	35	25	2	224	0.6
RT 35x30x3	35	30	3	354	0.96
RT 40x10x2	40	10	2	184	0.5
RT 40x15x1.5	40	15	1.5	156	0.42
RT 40x15x2	40	15	2	204	0.55
RT 40x20x1.5	40	20	1.5	171	0.46
RT 40x20x2	40	20	2	224	0.6
RT 40x20x3	40	20	3	324	0.87
RT 40x25x1.5	40	25	1.5	186	0.5
RT 40x25x2	40	25	2	244	0.66
RT 40x25x3	40	25	3	354	0.96
RT 40x30x1.5	40	30	1.5	201	0.54
RT 40x30x2	40	30	2	264	0.71
RT 40x30x3	40	30	3	384	1.04
RT 45x20x2	45	20	2	244	0.66
RT 45x25x2	45	25	2	264	0.71
RT 45x25x3	45	25	3	384	1.04
RT 50x15x2	50	15	2	244	0.66
RT 50x20x1.5	50	20	1.5	201	0.54
RT 50x20x2	50	20	2	264	0.71
RT 50x20x3	50	20	3	384	1.04
RT 50x25x1.5	50	25	1.5	216	0.58
RT 50x25x2	50	25	2	284	0.77
RT 50x25x3	50	25	3	414	1.12
RT 50x30x1.5	50	30	1.5	231	0.62
RT 50x30x2	50	30	2	304	0.82
RT 50x30x3	50	30	3	444	1.2
RT 50x40x2	50	40	2	344	0.93
RT 50x40x3	50	40	3	504	1.36
RT 50x40x4	50	40	4	656	1.77
RT 50x45x2	50	45	2	364	0.98
RT 55x35x2	55	35	2	344	0.93
RT 55x50x3	55	50	3	594	1.6
RT 60x15x2	60	15	2	284	0.77
RT 60x20x1.5	60	20	1.5	231	0.62
RT 60x20x2	60	20	2	304	0.82
RT 60x20x3	60	20	3	444	1.2
RT 60x25x1.5	60	25	1.5	246	0.67
RT 60x25x2	60	25	2	324	0.87
RT 60x25x3	60	25	3	474	1.28

Product code	A (mm)	B (mm)	t (mm)	Area (mm ²)	Weight (kg/m)
RT 60x30x1.5	60	30	1.5	261	0.7
RT 60x30x2	60	30	2	344	0.93
RT 60x30x3	60	30	3	504	1.36
RT 60x40x2	60	40	2	384	1.04
RT 60x40x2.5	60	40	2.5	475	1.28
RT 60x40x3	60	40	3	564	1.52
RT 60x50x2	60	50	2	424	1.14
RT 60x50x3	60	50	3	624	1.68
RT 65x20x2	65	20	2	324	0.88
RT 70x20x1.5	70	20	1.5	261	0.7
RT 70x20x2	70	20	2	344	0.93
RT 70x25x2.5	70	25	2.5	450	1.22
RT 70x25x3	70	25	3	534	1.44
RT 70x30x2	70	30	2	384	1.04
RT 70x30x3	70	30	3	564	1.52
RT 70x40x2	70	40	2	424	1.14
RT 70x40x3	70	40	3	624	1.69
RT 70x50x3	70	50	3	684	1.85
RT 75x35x2.5	75	35	2.5	525	1.42
RT 75x45x2	75	45	2	464	1.25
RT 75x50x3	75	50	3	714	1.93
RT 80x20x1.5	80	20	1.5	291	0.79
RT 80x20x2	80	20	2	384	1.04
RT 80x20x3	80	20	3	564	1.52
RT 80x25x2	80	25	2	404	1.09
RT 80x25x2.5	80	25	2.5	500	1.35
RT 80x30x2	80	30	2	424	1.15
RT 80x30x3	80	30	3	624	1.69
RT 80x40x1.5	80	40	1.5	351	0.95
RT 80x40x2	80	40	2	464	1.25
RT 80x40x2.5	80	40	2.5	575	1.55
RT 80x40x3	80	40	3	684	1.85
RT 80x50x2	80	50	2	504	1.36
RT 80x50x3	80	50	3	744	2.01
RT 80x60x2	80	60	2	544	1.47
RT 80x60x2.5	80	60	2.5	675	1.82
RT 80x60x3	80	60	3	804	2.17
RT 85x30x2	85	30	2	444	1.2
RT 90x30x2.5	90	30	2.5	575	1.55
RT 90x40x3	90	40	3	744	2.01
RT 90x50x3	90	50	3	804	2.17
RT 100x20x1.5	100	20	1.5	351	0.95

Product code	A (mm)	B (mm)	t (mm)	Area (mm ²)	Weight (kg/m)
RT 100x20x2	100	20	2	464	1.25
RT 100x20x3	100	20	3	684	1.85
RT 100x25x2	100	25	2	484	1.31
RT 100x30x2	100	30	2	504	1.36
RT 100x30x2.5	100	30	2.5	625	1.69
RT 100x30x3	100	30	3	744	2.01
RT 100x40x2	100	40	2	544	1.47
RT 100x40x2.5	100	40	2.5	675	1.83
RT 100x40x3	100	40	3	804	2.17
RT 100x50x2	100	50	2	584	1.58
RT 100x50x2.5	100	50	2.5	725	1.96
RT 100x50x3	100	50	3	864	2.33
RT 100x60x2	100	60	2	624	1.68
RT 100x60x2.5	100	60	2.5	775	2.09
RT 100x60x3	100	60	3	924	2.5
RT 100x80x3	100	80	3	1044	2.82
RT 100x80x4	100	80	4	1376	3.72
RT 120x20x2	120	20	2	544	1.47
RT 120x30x2	120	30	2	584	1.58
RT 120x30x3	120	30	3	864	2.33
RT 120x40x2	120	40	2	624	1.68
RT 120x40x3	120	40	3	924	2.49
RT 120x50x2	120	50	2	664	1.8
RT 120x50x3	120	50	3	984	2.66
RT 120x60x3	120	60	3	1044	2.82
RT 120x60x4	120	60	4	1376	3.72
RT 120x80x3	120	80	3	1164	3.14
RT 130x20x2	130	20	2	584	1.58
RT 130x30x3	130	30	3	924	2.5
RT 130x50x4	130	50	4	1376	3.72
RT 130x60x3	130	60	3	1104	2.98
RT 140x20x3	140	20	3	924	2.5
RT 140x40x4	140	40	4	1376	3.72
RT 140x50x4	140	50	4	1456	3.93
RT 140x60x2.5	140	60	2.5	975	2.63
RT 150x30x2.5	150	30	2.5	875	2.36
RT 150x40x3	150	40	3	1104	2.98
RT 150x40x4	150	40	4	1456	3.93
RT 150x50x2	150	50	2	784	2.12
RT 150x50x3	150	50	3	1164	3.14
RT 150x50x4	150	50	4	1536	4.15
RT 150x60x3	150	60	3	1224	3.31

Product code	A (mm)	B (mm)	t (mm)	Area (mm ²)	Weight (kg/m)
RT 160x40x4	160	40	4	1536	4.15
RT 180x40x4	180	40	4	1696	4.58
RT 200x20x2	200	20	2	864	2.34

Round tubes / ROT



Legend:

D - outer diameter

d - inner diameter

t - thickness

Notes:

* The weight of each profile is calculated by measuring its cross sectional area and multiplying it by the material density. The aluminium density is considered to be 2.70 gr/cm³.

** Alloy and length is subject to customer's request.

*** Radiuses less than 1 mm are not stated.

Product code	D (mm)	d (mm)	t (mm)	Area (mm ²)	Weight (kg/m)
ROT 15x1.5	15	12	1.5	64	0.17
ROT 15x2	15	11	2	82	0.22
ROT 16x1.5	16	13	1.5	68	0.18
ROT 16x2	16	12	2	88	0.24
ROT 16x3	16	10	3	123	0.33
ROT 17x3.5	17	10	3.5	148	0.4
ROT 18x1.5	18	15	1.5	78	0.21
ROT 18x2	18	14	2	101	0.27
ROT 18x3	18	12	3	141	0.38
ROT 19x1.5	19	16	1.5	82	0.22
ROT 19x2	19	15	2	107	0.29
ROT 20x1.5	20	17	1.5	87	0.24
ROT 20x2	20	16	2	113	0.31
ROT 20x2.5	20	15	2.5	137	0.37
ROT 20x3	20	14	3	160	0.43
ROT 22x1.5	22	19	1.5	97	0.26
ROT 22x2	22	18	2	126	0.34
ROT 22x3	22	16	3	179	0.48
ROT 22x4	22	14	4	226	0.61
ROT 24x1.5	24	21	1.5	106	0.29

Product code	D (mm)	d (mm)	t (mm)	Area (mm ²)	Weight (kg/m)
ROT 25x1.5	25	22	1.5	111	0.3
ROT 25x2	25	21	2	145	0.39
ROT 25x2.5	25	20	2.5	177	0.48
ROT 25x3	25	19	3	207	0.56
ROT 27x1.5	27	24	1.5	120	0.32
ROT 27x2	27	23	2	157	0.43
ROT 28x1.5	28	25	1.5	125	0.34
ROT 28x2	28	24	2	163	0.44
ROT 28x4	28	20	4	302	0.81
ROT 30x1.5	30	27	1.5	134	0.36
ROT 30x2	30	26	2	176	0.48
ROT 30x2.5	30	25	2.5	216	0.58
ROT 30x3	30	24	3	254	0.69
ROT 30x4	30	22	4	327	0.88
ROT 31x1.5	31	28	1.5	139	0.38
ROT 32x1.5	32	29	1.5	144	0.39
ROT 32x2	32	28	2	188	0.51
ROT 32x2.5	32	27	2.5	232	0.63
ROT 32x3	32	26	3	273	0.74
ROT 32x3.5	32	25	3.5	313	0.85
ROT 34x2	34	30	2	201	0.54
ROT 34x3	34	28	3	292	0.79
ROT 35x1.5	35	32	1.5	158	0.43
ROT 35x2	35	31	2	207	0.56
ROT 35x2.5	35	30	2.5	255	0.69
ROT 35x3	35	29	3	302	0.81
ROT 35x4	35	27	4	390	1.05
ROT 35x5	35	25	5	471	1.27
ROT 36x1.5	36	33	1.5	163	0.44
ROT 38x1.5	38	35	1.5	172	0.46
ROT 38x2	38	34	2	226	0.61
ROT 38x3.5	38	31	3.5	379	1.02
ROT 38x4	38	30	4	427	1.15
ROT 40x1.5	40	37	1.5	181	0.49
ROT 40x2	40	36	2	239	0.64
ROT 40x2.5	40	35	2.5	295	0.8
ROT 40x3	40	34	3	349	0.94
ROT 40x4	40	32	4	452	1.22
ROT 40x5	40	30	5	550	1.48
ROT 40x6	40	28	6	641	1.73
ROT 40x10	40	20	10	942	2.55
ROT 42x2	42	38	2	251	0.68

Product code	D (mm)	d (mm)	t (mm)	Area (mm ²)	Weight (kg/m)
ROT 42x3	42	36	3	368	0.99
ROT 42x3.5	42	35	3.5	423	1.15
ROT 42x5	42	32	5	581	1.57
ROT 42x6	42	30	6	679	1.83
ROT 45x2	45	41	2	270	0.73
ROT 45x2.5	45	40	2.5	334	0.9
ROT 45x3	45	39	3	396	1.07
ROT 45x5	45	35	5	628	1.7
ROT 46x3	46	40	3	405	1.09
ROT 46x4	46	38	4	528	1.43
ROT 48x2	48	44	2	289	0.78
ROT 48x2.5	48	43	2.5	357	0.97
ROT 48x3	48	42	3	424	1.15
ROT 48x4	48	40	4	553	1.49
ROT 50x2	50	46	2	302	0.81
ROT 50x2.5	50	45	2.5	373	1.01
ROT 50x3	50	44	3	443	1.2
ROT 50x5	50	40	5	707	1.91
ROT 50x6	50	38	6	829	2.24
ROT 51x2	51	47	2	308	0.83
ROT 53x3	53	47	3	471	1.27
ROT 54x2	54	50	2	327	0.89
ROT 55x2	55	51	2	333	0.9
ROT 55x2.5	55	50	2.5	412	1.11
ROT 55x3	55	49	3	490	1.33
ROT 55x5	55	45	5	785	2.12
ROT 58x3	58	52	3	518	1.4
ROT 60x2.5	60	55	2.5	452	1.22
ROT 60x3	60	54	3	537	1.45
ROT 60x5	60	50	5	864	2.33
ROT 65x2.5	65	60	2.5	491	1.33
ROT 65x3.5	65	58	3.5	676	1.83
ROT 65x5	65	55	5	942	2.55
ROT 70x3	70	64	3	631	1.71
ROT 70x4	70	62	4	829	2.24
ROT 75x2.5	75	70	2.5	569	1.54
ROT 75x3	75	69	3	679	1.83
ROT 80x3	80	74	3	726	1.96
ROT 80x4	80	72	4	955	2.58
ROT 90x3	90	84	3	820	2.21
ROT 90x4	90	82	4	1081	2.92
ROT 100x4	100	92	4	1206	3.26

Product code	D (mm)	d (mm)	t (mm)	Area (mm ²)	Weight (kg/m)
ROT 110x5	110	100	5	1649	4.45
ROT 115x5	115	105	5	1728	4.67
ROT 115x10	115	95	10	3299	8.91
ROT 120x5	120	110	5	1806	4.88
ROT 125x5	125	115	5	1885	5.11
ROT 130x5	130	120	5	1963	5.3
ROT 135x5	135	125	5	2042	5.51

Copyright

Copyright© 2026 LINKIN

The design, structure and content of this catalogue are subject of copyright and the exclusive rights belong to LINKIN. Modifying, copying, publishing, selling or licensing any part or the whole content of this catalogue are strongly prohibited without the permission of LINKIN.

Any unauthorized use of content may violate copyright or other laws.

Disclaimer

LINKIN is not responsible for any typographical errors, technical inaccuracies and following changes of the content of this catalogue.

