



Airfields // Highways // Off-Highways // **Civils & Maintenance**

SPECIALIST SURFACING

The finishing touch for
commercial and residential areas.



Safely Marking
The Way Ahead
jointline.co.uk

We work with each client to tailor the broad range of specialist surfacing and utility reinstatement services that we offer to deliver the best solution for the programme of works.

EVERY CLIENT AND PROJECT IS UNIQUE

Jointline surface dressing division undertake a wide range of specialist surfacing contractor based projects nationally for local authorities, housing developers and heritage sites for both commercial and residential clients.

In our 30-year history, we have built up a broad and deep knowledge base and are renowned for our expertise and market-leading project delivery. This is why we are trusted by public sector organisations, the biggest names in commercial construction and private clients across the UK.

Our high quality standards and expertise within disciplines such as resin bound, resin bonded, tar spray and chip surface treatments, utility reinstatement and modular granite paving ensures that Jointline stay at the forefront of the decorative surfacing industry.

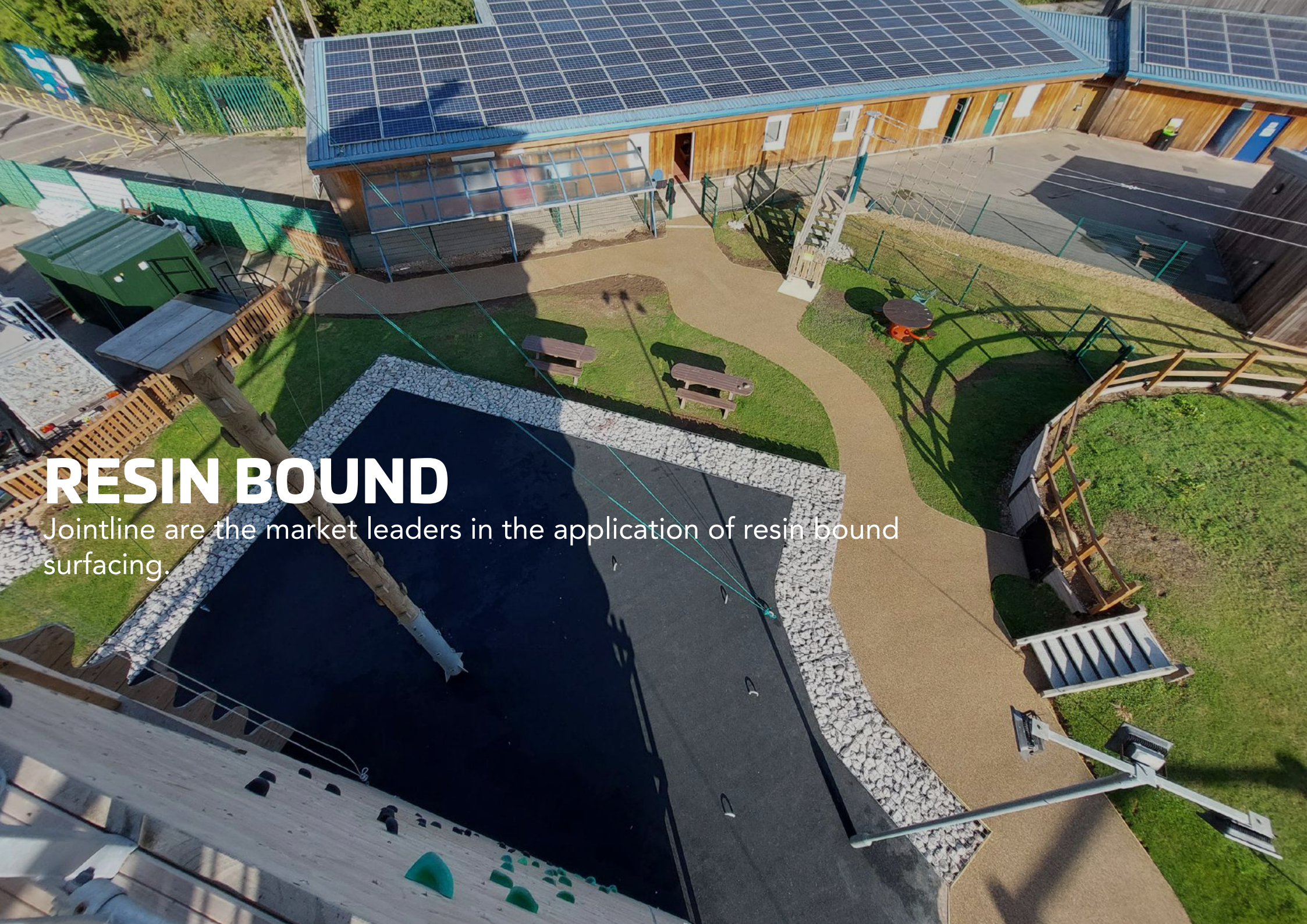
Jointline are approved contractors for Addagrip and Leeson Polyurethanes resin systems that been certified by The British Board of Agrément (BBA), the UK's major authority recognised by building control, government departments, architects, local authorities, specifiers, and industry insurers. The durability and performance of BBA approved resin bound/bonded surfacing systems depends on site conditions and the project type, but generally the surfacing 'will have a service life in excess of conventional asphalt surfacing'.





INDEX

About Jointline Limited	2
Resin Bound	4
Resin Bonded	6
Self-Binding Gravel	8
Tar Spray and Chip	10
Utility Rienstatement	12
Pattern Imprint	14
Quality, Safety, Health and Environment (QSHE)	16
Social Value	18
Work With Us	20



RESIN BOUND

Jointline are the market leaders in the application of resin bound surfacing.



Resin Bound provides a perfect surfacing solution which is strong, aesthetically pleasing and adds style for projects on roads, driveways and footpaths

The resin bound surface provides a smooth, contemporary, hard wearing and low maintenance, surface using a range of natural and recycled aggregates.

The finished surface is porous and SuDS compliant when used with the appropriate sub-base build up.

The finished surface is a seamless bound paving system which is flexible and porous and perfect for both domestic and commercial use. Jointline install materials from the leading industry suppliers which are BBA certified.

Benefits of resin bound surfacing:

- > Anti-Slip
- > Porous and SUD's Compliant
- > Durable
- > Wheelchair Friendly - DDA Compliant
- > Low Maintenance
- > UV Stable
- > Application systems - to asphalt, concrete and unbound surfaces


Ideal for:

- > Driveways
- > Paths
- > Swimming Pool Surrounds
- > Private Estates
- > Theme Parks
- > Tourist Attractions
- > Retail Parks
- > Public Realm
- > Care Homes
- > Residential Developments
- > Schools, Colleges & Universities
- > Health Care Settings



RESIN BONDED

Jointline has the extensive knowledge to deliver the best solution for your needs.



Resin Bonded Surfacing System provides an attractive, hard wearing and low maintenance surface by bonding or fixing loose gravel aggregates to concrete, asphalt, wood or metal.

Aggregates bonded in this way give the appearance of loose gravel without the many maintenance problems. Because the aggregates are scattered on to a complete layer of resin, water cannot pass through; this means a resin bonded system is not porous. A resin bonded system is therefore not a SUDS compliant solution.

A wide range of natural and recycled aggregates are available, making it ideal for heritage sites, landscaping schemes, parks, paths, driveways, roads and visitor attractions. The textured properties and great anti-skid resistance of resin bonded surfacing makes it ideal for areas such as gradients, ramps and slopes.

Jointline install materials from the leading industry suppliers which are BBA certified.

Benefits of resin bound surfacing:

- > **Aesthetically pleasing:** decorative natural appearance
- > **Durable:** hard wearing and resilient.
- > **Low maintenance:** occasional sweeping or pressure washing.
- > **Fixed:** does not move, migrate, or wash away.
- > **Anti-slip:** textured aggregates provide a good anti skid surface.
- > **Application:** to asphalt, bridge decks, concrete, timber and steel surfaces.

Ideal for:

- > Driveways
- > Paths
- > Gradients, slopes and ramps
- > Private Estates
- > Theme Parks
- > Tourist Attractions
- > Retail Parks
- > Public Realm
- > Care Homes
- > Residential Developments
- > Schools, Colleges & Universities
- > Health Care Settings



SELF-BINDING GRAVEL

Natural, Durable.
Low Maintenance

Jointline delivers expertly installed self-binding gravel surfaces, providing a visually sympathetic and robust solution for public realm schemes, heritage environments, and recreational infrastructure. This specialist surfacing balances aesthetic appeal with long-term performance, making it ideal where conventional asphalt or concrete would be unsuitable.

Applications

- > **Public Realm Schemes:** Enhancing parks, civic spaces, and pedestrian zones with natural, accessible finishes.
- > **Leisure and Heritage Sites:** Ideal for stately homes, landscaped gardens, trails, and historic locations requiring sensitive treatment.
- > **Access Routes and Pathways:** Durable surfaces for pedestrian and light vehicular use, combining strength with subtlety.
- > **Cycleways and Bridleways:** Smooth, compacted finishes suitable for recreational routes and towpaths.

Key Benefits

- > **Natural Aesthetic:** Complements rural and historic surroundings.
- > **Resilient and Low Maintenance:** Withstands regular footfall and light traffic with minimal upkeep.
- > **Permeable Structure:** Promotes sustainable drainage and reduces surface water.
- > **Cost-Effective:** A practical alternative to fully bound systems in low-speed or pedestrian settings.







TAR SPRAY AND CHIP

Jointline has the experience to deliver a first class service whilst minimising disruption.

A durable surface dressing binder, tar and chip surfacing is a low-cost alternative to asphalt and is ideal for producing a high quality, natural and aesthetically pleasing finish to drives and footpaths for commercial and large residential projects. Jointline install either a hot applied or a cold applied surface dressing binder that is suitable to the clients requirements and dressed with a range of decorative coloured aggregates.

Tar spray & chip is a system where the bitumen emulsion is spread across the base, and the aggregate is scattered into it. Most of the aggregate will adhere to the emulsion, while some will remain loose. This gives the appearance of loose gravel.

Benefits of tar spray & chip surfacing:

- > **Aesthetically pleasing:** decorative natural appearance.
- > Cost effective
- > Extends the life of the old substrate
- > Better skid resistance
- > Seal the surface to prevent the ingress of water into the structural layers
- > **Anti-slip:** textured aggregates provide a good anti skid surface.
- > **Application:** to asphalt, concrete

Ideal for:

- > Canal Towpaths
- > Commercial & Residential Driveways
- > Woodland Walkways
- > Footpaths
- > Decorative Areas
- > Cycle Lanes
- > Playgrounds
- > Hard Standings
- > Access Ramps
- > Driveways
- > Private Estates



UTILITY REINSTATEMENT

Where you have new or existing construction joints in road surfaces made from asphalt or concrete it is necessary to fill and seal them appropriately.

Utility Reinstatement contracts require our skilled workforce to source and install the correct materials to match the existing surfaces to carriageway, footway or domestic applications. Predominantly in city or centre public realm areas the work includes excavating the temporary surface and then reinstate the specified products to match the existing surface.

Jointline work closely with the end client and local authorities to ensure that all relevant permits are in place prior to works commencing. Consideration for stakeholders and local residents is taken to prevent unnecessary disruption.

Due to the many constraints required, when working close to utility assets, specialist tools and bespoke teams are trained and used. Our competent and experienced site teams reinstate the required surfacing to the client's specification, reassuring them that Jointline are fully aware and capable of meeting their high site standards.

Benefits of using Jointline Surfacing Utility reinstatements:

- > Jointline have experience in sourcing specified materials or providing the closest equivalent material
- > Cost effective
- > Trained workforce
- > Minimal disruption

Ideal for:

- > City centre or public realm areas
- > Commercial & Residential Driveways
- > Footpaths
- > Decorative Areas
- > Cycle Lanes
- > Playgrounds
- > Driveways
- > Private Estates




BEFORE



AFTER





PATTERN IMPRINT

Jointline are the market leaders in the application of hot and cold applied pattern imprinted concrete.

Pattern imprinted concrete is a decorative application used to create a coloured, textured surface.

Concrete is laid and levelled using traditional methods. A pattern is then printed onto the surface using specially designed contoured printing mats. The most popular used patterns resemble cobbles, stone, brick and blocks, some patterns are even made to resemble wooden planks.

Once the concrete has dried it can be sealed with matt or gloss sealers. This results in a long lasting, durable and textured surface that can be used for a variety of purposes, including driveways, paths, flooring and decorative elements to construction projects.

Our highly skilled teams can also source patterns and colours to match existing surfaces for utility reinstatement and are experienced in both hot and cold applied techniques.


Ideal for:

- > Traffic calming schemes
- > Speed tables
- > Village gateway treatments
- > Pedestrian areas
- > Roundabouts
- > Demarcation areas
- > Urban regeneration areas
- > Heritage areas

Benefits of pattern imprint:

- > Quick to install
- > Long term cost effective
- > Zero maintenance
- > Highly durable and hard wearing
- > Full colour
- > Aesthetically pleasing
- > Heritage areas





QUALITY, SAFETY, HEALTH & ENVIRONMENT

Jointline places paramount importance on Quality, Safety, Health, and Environment (QSHE) across all operations. Our QSHE policies are designed to ensure that every project is executed with the highest standards of safety and environmental stewardship.

We are committed to:

- > **Quality:**
Adhering to industry best practices and standards, ensuring that our projects meet or exceed client expectations. Our certifications and accreditations, including BBA and ISO standards, reflect our dedication to maintaining excellence.
- > **Safety:**
Promoting a safety-led culture where all employees are empowered to check, challenge, and change unsafe practices. Our safety protocols are designed to protect the public or those local to our schemes as well as our own workforce, ensuring a secure working environment.
- > **Health:**
Implementing robust health management systems to protect the well-being of our workforce. We prioritise health and safety through regular training, risk assessments, and proactive initiatives.
- > **Environment:**
Minimising environmental impact through sustainable practices and responsible resource management. Our projects incorporate environmentally friendly materials and methods, reducing our carbon footprint and promoting ecological balance.



SOCIAL VALUE

We believe in making a positive impact on the communities we serve by fostering economic, social, and environmental well-being.

- > **Community Engagement:**
Actively involving local communities in our projects to ensure that their needs and concerns are addressed. We work closely with community stakeholders to enhance public spaces and support local development.
- > **Local Employment:**
Prioritising the hiring of local talent and suppliers to boost the local economy and create job opportunities. We are committed to providing training and apprenticeship programs to develop skills within the community.
- > **Sustainable Practices:**
Implementing environmentally sustainable practices in all our projects to protect and enhance the natural environment. We focus on reducing waste, conserving resources, and using eco-friendly materials.
- > **Charitable Support:**
Supporting local charities and community initiatives through donations, sponsorships, and volunteer efforts. We encourage our employees to participate in charitable activities and give back to the community.
- > **Education and Outreach:**
Partnering with local schools and educational institutions to promote STEM (Science, Technology, Engineering, and Mathematics) education. We offer site visits, workshops, and work experience to inspire the next generation of engineers and civils professionals.



We are dedicated to creating social value through our operations and projects.



WORK WITH US

At Jointline,
we are always
looking to
collaborate with
clients, partners,
and talented
professionals
who share our
commitment to
excellence and
innovation.

Working with us means becoming part of a culture that values quality, safety, and sustainability.

> **Clients:**

We provide bespoke, end-to-end solutions tailored to meet your specific project needs. Our multidisciplinary expertise ensures that we can handle all aspects of your project, delivering exceptional results on time and within budget.


> **Partners:**

We believe in building strong, collaborative relationships with our partners. Whether you are a supplier, subcontractor, or consultant, we work together to achieve shared goals and deliver superior outcomes.

> **People:**

Join our dynamic team and be a part of a company that values professional growth and development. We offer competitive benefits, ongoing training, and opportunities for career advancement. Explore our current job openings and apply to become part of the Jointline family.








For more information on working with us, please contact us at:

Jointline Limited
Airfield View, Camp Road
Witham St Hughes
Lincoln, LN6 9TW

01522 868 636
info@jointline.co.uk
jointline.co.uk









Safely Marking
The Way Ahead
jointline.co.uk

Midlands Depot: Airfield View, Camp Road, Witham St Hughs, Lincoln, LN6 9TW - 01522 868636
Northern Depot: Spartan Road, Low Moor, Bradford, BD12 0RY - 01274 736 504
info@jointline.co.uk | <https://jointline.co.uk>

