



TROJAN®

PRODUCT CATALOGUE

2025





Since the 1960s Trojan has been manufacturing quality trailer, boat, and caravan components for New Zealand trailers and caravan builders.

From humble beginnings as a family company, Trojan has grown to represent one of the strongest and most reliable brands in the sector. Through this time Trojan has become a successful manufacturer, distributing through New Zealand, Australia, and the Pacific.

Trojan has close alignment with some of the top trailer builders throughout the region. A key factor to Trojan's longevity has been testing our products for New Zealand's tough coastal environment, focusing on products that are corrosion-resistant and highly durable.

Trojan's range covers couplings, suspension, hubs, brake components, lighting, electrical wiring, wheels, hardware, winches, axles, and much more. Trojan also distributes towing accessories and premium off-road towing equipment into the New Zealand market through partner brands such as Hayman Reese and Cruisemaster.

In 2022 well known NZ made trailer components brand Christine Products joined Trojan to further reinforce our commitment to supplying quality trailer parts.

Trojan are proudly part of the AutoPacific Group, a world leader in innovative 4WD, towing, and trailering solutions.

**BUY ONLINE - VISIT US AT:
WWW.TROJAN.CO.NZ**

Table of Contents



Section A - Couplings & Fittings

1-5

| | |
|--------------------------------|-----|
| Trailer Couplings - Non Braked | 1-2 |
| Trailer Couplings - Braked | 3-4 |
| Master Cylinders & Spares | 5 |

Section B - Axles & Fittings

6-26

| | |
|---|-------|
| Duratorques | 6-8 |
| Axles | 8-9 |
| General Info - Hubs & Stub Axles | 10 |
| Hubs, Stubs & Drums - Method of Calculating | 11 |
| Hub Kits | 12-17 |
| Hub & Stub Sets | 17-24 |
| Studs & Nuts | 25 |
| Bearing & Seal Kits | 26 |

Section C - Brakes

27-33

| | |
|---------------------------------|-------|
| Trojan Brake Calipers | 27 |
| Disc Brake Calipers | 27-28 |
| Disk Brake Calipers Spare Parts | 28-29 |
| Brake Hoses | 30-31 |
| Braking Systems, Tekonsha | 31-32 |
| Brake Operating Equipment | 33 |

Section D - Suspension

34-40

| | |
|---------------------------------|-------|
| Leaf Springs Kits | 34-36 |
| Leaf Springs Tandem Suspensions | 36-38 |
| Axle & Spring Fittings | 38-40 |

Section E - Rims, Tyres & Mudguards

41-43

| | |
|-------------------------|----|
| Wheel Rims | 41 |
| Wheel & Tyre Assemblies | 42 |
| Tyres | 42 |
| Mudguards | 43 |

Section F - Jockey Wheels & Stands

44-51

| | |
|-----------------------------|-------|
| Jockey Wheels Economy Style | 44-45 |
| Jockey Wheels Premium Style | 46-49 |
| Jockey Wheels - Fixed Type | 49 |
| Jockey Stands - Trojan | 50-51 |
| Jockey Stands - Bulldog | 51 |

Section G - Winches

52-54

| | |
|---------------------|----|
| Winches Manual | 52 |
| Fulton Winches | 53 |
| Winch Wires & Ropes | 54 |

Section H - Boat Rollers and Hardware

55-58

| | |
|-------------------|-------|
| Rollers | 55-56 |
| Roller Hardware | 57 |
| Roller Assemblies | 58 |

Section I - Towing

59-76

| | |
|------------------------------------|-------|
| Towballs | 59 |
| Towball Accessories | 59 |
| Ball Mount, Accessories & Hardware | 60-62 |
| Drop-Locks & Eye Plates | 63 |
| D-Shackles | 63-64 |
| Body Hardware | 64-66 |
| Lashing Points | 67 |
| Trailer Kits | 68-71 |
| Weight Distribution & Sway Control | 72 |
| Mirrors | 73 |
| Spare Wheel Bracket & Towing Flag | 74 |
| Coupling Alignment Accessory | 75 |
| Bearing Protectors | 75 |
| RV / Caravan Levels | 75-76 |
| Leveling / Stabilising Accessories | 76 |

Section J - Security

77-78

| | |
|-----------------------|----|
| Trojan Coupling Locks | 77 |
| Wheel Clamps | 78 |

Section K - Lighting & Electrical

79-85

| | |
|-----------------------------|-------|
| Clearance & Marker Lights | 79 |
| Combination Tail Lights | 80 |
| Submersible Lights | 81 |
| Number Plate Lights | 81 |
| Reflectors | 82 |
| Light Boards | 82 |
| Plugs, Cables & Accessories | 82-84 |
| RV, Caravan & Boat Lighting | 84-85 |

Section L - Spare Parts

86-129

| | |
|--|---------|
| Trojan Bearing Specs | 86 |
| Methods of Calculating Wheel Pitch Circle Diameter | 87 |
| Hub & Stubs Kits & Spares | 88-91 |
| Non-Braked Hub Spares | 92-98 |
| Disc Braked Hub Spares | 99-105 |
| 9" Hydraulic Drum Brake Spares | 106 |
| 10" Electric Drum Brake Spares | 107 |
| Stub Axle Profiles | 108-109 |
| Hub Dimensions | 110-111 |
| Hydraulic Caliper - Mk1 | 112 |
| Hydraulic Disc Brake Calipers | 113-115 |
| Mechanical Brake Calipers | 116-117 |
| TC30 Coupling | 118 |
| Non Braked Coupling | 119 |
| 2000kg & 2500kg Spring Dampened Override Coupling | 120 |
| Hydraulic Back Frame Assembly | 121 |
| 2000kg & 2500kg Hydraulic Dampened Override Coupling | 122 |
| Trojan Hydraulic Master Cylinders | 123 |
| Disc & Drum Brake Hoses & Fittings | 125 |
| Suspension Spare Parts | 125-126 |
| Load Leveler | 127 |
| Wobble Roller Assembly Spares | 128 |
| Jockey Wheel Spare Parts | 129 |



Notes

Lined area for notes, consisting of multiple horizontal lines.

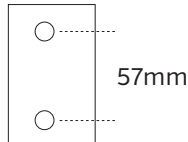


Trailer Couplings - Non Braked

Trojan Pressed Steel Coupling - 900kg Capacity

These couplings are zinc plated pressed steel and are suitable for light duty applications. Designed to fit over 50mm wide draw bars. Two bolt fitment

| Part No: | Description: |
|----------------|-------------------|
| T191006 | Suits 1 7/8" ball |



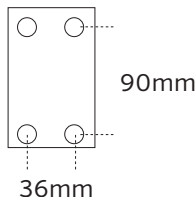
T191006



Trojan Lever Coupling - 2000kg Capacity

New Zealand's most popular trailer coupling, these are fitted as original equipment by major trailer manufacturers. Cast in steel for high strength, these couplings are simple to operate. They are available to suit either 1 7/8" or 50mm balls and have a Geomet finish. The 50mm ball size model complies with NZ standard 5232-1993.

| Part No: | Description: |
|----------------|-------------------|
| T993963 | Suits 50mm Ball |
| T993965 | Suits 1 7/8" Ball |



T993963



ACCESSORIES

Part No: T550304 - Coupling Lock
T774550 - Mounting Plate TC30

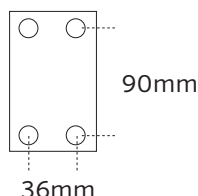
SPARE PARTS

Part No: TPT1025 - Lock Pin Assembly

Trojan Duofit Coupling - 2500kg Capacity

This coupling can be fitted to both 1 7/8" and 50mm towballs by simply lifting and rotating the handle. Available with multifit mounting plate. Cast in steel with a Geomet finish. An anti-rattle screw is fitted and there is provision for fitting a security padlock. When used in the 50mm mode these couplings comply with NZ Standard 5232-1993

| Part No: | Description: |
|----------------|---|
| T190064 | Same mounting as lever coupling or front holes same as override coupling. Rear holes same as lever coupling |



T190064



ACCESSORIES

Part No: T550303 - Coupling Lock

SPARE PARTS

Part No: T774550 - Mounting plate
TPT1028 - Anti Rattle Screw & Nut
TPT1306 - Lock Pin & Spring, suits Duo-fit





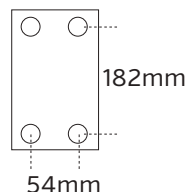
Trailer Couplings - Non Braked

Trojan Duofit Coupling - 3500kg Capacity

This is a heavy-duty coupling which has the same mounting as Trojan override couplings. It will fit both 1 7/8" and 50mm towballs. An anti-rattle screw is fitted and there is provision for fitting a security padlock. Complies with NZ standard 5232-1993, when used in the 50mm mode.

| Part No: | Description: |
|----------------|--------------|
| T190063 | Duofit |
| T190065 | 50mm only |

T190063



ACCESSORIES

Part No: T550304 - Coupling Lock
T574558 - Mounting plate

SPARE PARTS

Part No: TPT1029 - Trigger Assembly Kit (Pre-2013)
TPT1028 - Anti Rattle Screw & Nut
TPT1306 - Lock Pin & Spring, suits Duo-fit

Trojan Coupling - 3500kg Capacity

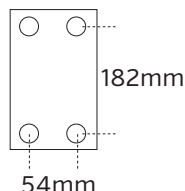
Snap lock type. 50mm model complies with Australian Standard AS4177.3 [2004]. Geomet finish with anti-rattle ball adjusting screw. Fitted Park Brake lever included.

| Part No: | Description: |
|------------------|-------------------|
| T614100GM | Suits 50mm Ball |
| T614105GM | Suits 1 7/8" Ball |

SPARE PARTS

Part No: TPT4007 - Trigger & spring
TPT4003 - Adjustment screw
T574558 - Coupling Mount Plate O/Ride 10mm

T614105GM



Ezy Hitch

The Ezy Hitch handle is made from high impact plastic material that is completely UV resistant. The handle allows the operator to easily lift and manoeuvre any trailer. The simple leverage action allows the operator to lift the trailer more easily off the towball coupling. Fits easily onto over 10 different models of coupling. Made from durable UV resistant material. This also provides a solution to farm trailers towed by a quad bike as tow bar is usually mounted in a hard to reach place.

| Part No: | Description: |
|----------------|--------------|
| T155868 | Ezy Hitch |

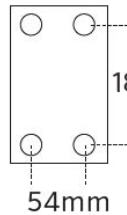
T155868




Trailer Couplings - Braked

Trojan Duofit Override Hydraulic Coupling, oil dampened - 2500kg Capacity

Suits both 50mm & 1 7/8" Towballs. This coupling has an oil filled damper fitted and offers superior performance over other models with its smoother operation. Especially suitable for applications such as horse floats and caravans. A hydraulic parking brake is fitted, as is an anti-rattle screw. Provision is made for a security padlock. Complies with NZ standard 5232-1993 when used in the 50mm mode.



T201670



| Part No: | Description: |
|----------------|---------------|
| T201670 | 3/4" cylinder |

SPARE PARTS

Part No: T993021 - Body HTC Coupling

TPT1061 - Collar

TPT1033 - Damper Boot

TPT1051 - Cross head & Circlip Kit

TPT1034 - Park brake lever

TPT1305 - Handle Assembly Kit

SPARE PARTS

Part No: TPT1047 - Collar

TPT1038 - Lever grip

TPT1032 - Reverse Lock Kit HTC Coupling

TPT1087 - Push Rod HTC Coupling


TPT1029 - Trigger Assembly Kit (Pre-2013)

T993027 - Damper Cartridge

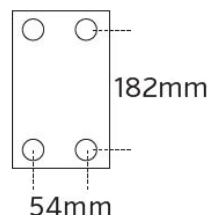
Trojan Duofit Override Hydraulic Coupling, spring dampened - 2500kg Capacity

Suits both 50mm & 1 7/8" Towballs. Suitable for fitment to all types of trailers with hydraulic brakes. This model uses a compression spring for dampening the trailer braking. A hydraulic parking brake is fitted, as is an anti-rattle screw. Provision is made for the fitment of a security padlock. The standard master cylinder has a 3/4" bore but where 4 wheel brakes are fitted, the model fitted with a 7/8" cylinder is recommended. Park Brake Lever designed to rest in down position. Complies with NZ standard 5232-1993 when used in the 50mm mode.

T201660



| Part No: | Description: |
|----------------|--------------------------------|
| T201660 | Standard spring, 3/4" |
| T201667 | Standard spring, 7/8" cylinder |



ACCESSORIES

Part No: T550304 - Coupling Lock

T574558 - Mounting plate

SPARE PARTS

Part No: TPT1028 - Anti Rattle screw & nut

TPT1306 - Lock Pin & Spring, suits Duo-fit

TPT10392 - Master Cylinder Assembly 7/8"

TPT1088 - Push rod

SPARE PARTS

Part No: TPT1040 - Master Cylinder Cap 3/4"

TPT10402 - Master Cylinder Cap 7/8"

TPT4004 - Reverse Lock

T201685 - Lever Assembly, includes pawl

TPT10391 - Master Cylinder Assembly 3/4"





Trailer Couplings - Braked

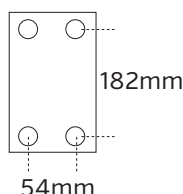
Trojan Override Coupling - 2500kg Capacity

Snap lock type. 50mm model complies with Australian Standard AS4177.3 [2004]. Geomet finish with anti-rattle screw. Supplied with 3/4" Master Cylinder.


| Part No: | Description: |
|----------------|-------------------|
| T202663 | Suits 50mm Ball |
| T202664 | Suits 1 7/8" Ball |

ACCESSORIES

Part No: T574558 - Mounting plate



T202663



SPARE PARTS

Part No: PT4007 - Trigger & Spring Coupling 2016+
TPT4002 - Handle assembly

SPARE PARTS

Part No: TPT4004 - Reverse Lock
TPT1040 - Master Cylinder Cap
TPT10391 - Master Cylinder
TPT4003 - Adjustment screw

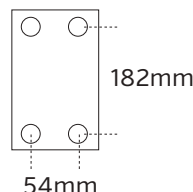
Trojan Override Mechanical Coupling - 2500kg Capacity

Snap Lock type. 50mm model complies with Australian Standard AS4177.3 [2004]. Supplied with operating lever and base.

| Part No: | Description: |
|----------------|-------------------|
| T202665 | Suits 50mm Ball |
| T202666 | Suits 1 7/8" Ball |

SPARE PARTS

Part No: PT4007 - Trigger & Spring Coupling 2016+
TPT4003 - Adjustment screw
TPT4004 - Reverse Lock
T201686GM - Back frame mechanical



T202666



Trojan Park Brake Lever

| Part No: | Description: |
|----------------|--------------------------|
| T619100 | Ratchet park brake lever |

T619100



Trojan Mechanical Brake Operating Lever & Park Brake

| Part No: | Description: |
|------------------|----------------------------------|
| T201679GM | Suits coupling T201678 & T201683 |

T201686GM



Master Cylinders & Spares

Trojan Hydraulic Master Cylinders

Trojan Hydraulic couplings are supplied with two size Master Cylinders being 3/4" diameter bore and 7/8" diameter bore. Check size before ordering spares.


| Part No: | Description: |
|-----------------|---------------------------|
| TPT10391 | 3/4" Bore Master Cylinder |
| TPT10392 | 7/8" Bore Master Cylinder |

SPARE PARTS


| | |
|----------|--|
| Part No: | TPT1040 - Cap to suit 3/4" cylinder |
| | TPT10402 - TCap to suit 7/8" cylinder |
| | TPT1080 - Boot suit 3/4" cylinder |
| | TPT1087 - Push Rod for 201670 coupling |
| | TPT1097 - Adaptor for inlet port |

Note: Early model 7/8" cylinder is fitted with a replaceable plastic reservoir. Later models are a one piece casting.

TPT10391



TPT10392



Trojan Master Cylinder Bracket & Lever Assembly


Assembly only. Flip down handle. Suits all Trojan spring dampened override couplings

| Part No: | Description: |
|----------------|-------------------------------------|
| T993055 | Bracket assembly with 3/4" cylinder |
| T993052 | Bracket assembly with 7/8" cylinder |


SPARE PARTS

| | |
|----------|--|
| Part No: | T993082 - Lever Assembly, suits old style |
| | T201685 - Backframe assembly, no master cylinder |


T201685



T993052



T993055





Duratorques

GENERAL INFORMATION

Duratorque is a superior suspension system that is suitable for fitment to and use on all types of trailers. Using specially formulated rubber cords as a springing medium, Duratorques are totally self-contained and easily fitted to the trailer chassis. Because the two sides are not connected, each wheel is independently sprung.

All Duratorque components are either galvanised or electro zinc plated for protection against corrosion.

Carrying capacities for duratorques are 1000kg, 1500kg, 1750kg to 2200kg in both two piece and full beam types and 3000kg version in full and drop beam. These capacities are for single axle applications. When mounted in tandem the capacity must be reduced by 25% i.e. two 1500kg full beam duratorques will carry 2250kg. Note that duratorque half axles are each labeled with the total capacity per pair, not each side.

All duratorques are able to be fitted with non braked or braked hubs. These brakes can be hydraulic disc, 1500kg, 1750kg, 2200kg & 3000kg capacities.

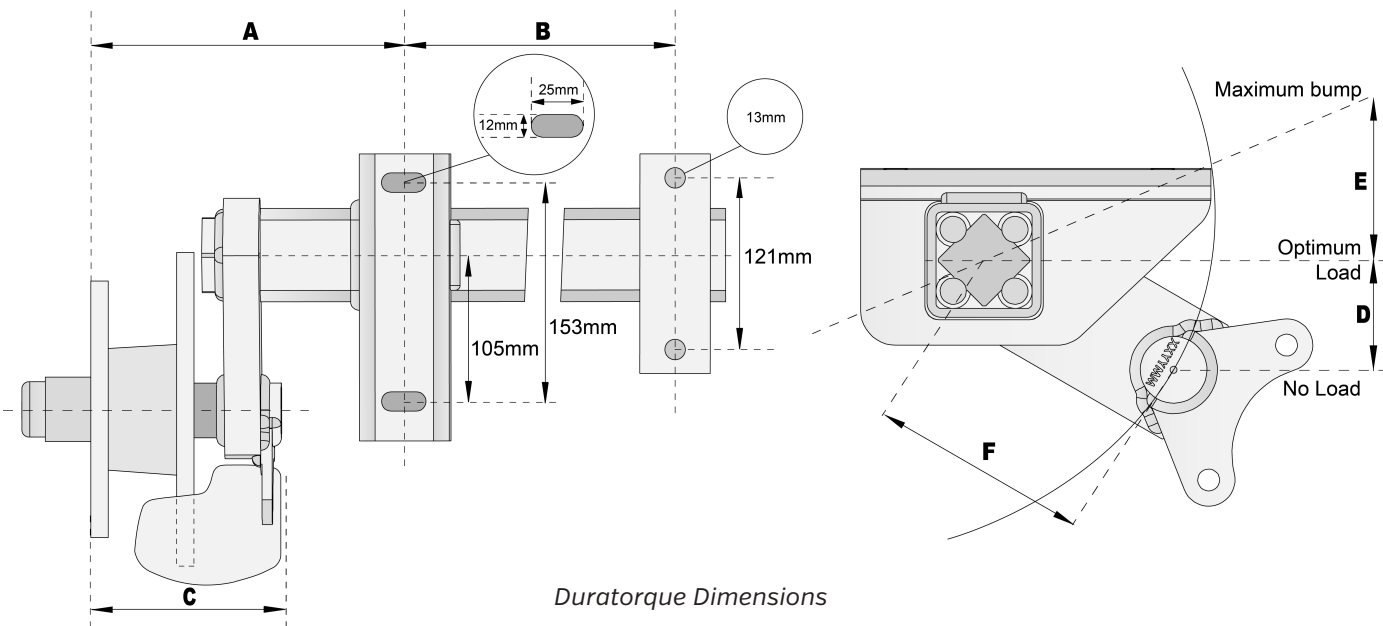
Electric drum braked Duratorques are available in 1750kg and 2200kg capacities.

Available as two piece units which will fit any chassis width and are available as ex-stock or full beam which are manufactured to the customers specifications. Full beams are also available in a gull wing form for fitment to boat trailers allowing the boat to sit lower on the trailer.

It is recommended that Duratorques be mounted to the trailer with the swing arms trailing. When mounted in tandem the distance between the tyres be kept to a minimum and should not exceed 150mm. The distance between the top of the tyres and the mudguards when the Duratorques are new and unloaded should be at least 120mm. When mounted in tandem the front axle should be braked.

When ordering full beam Duratorques the customer is to supply certain information.

Shown below are standard dimensions for all duratorques. Mounting brackets on full beams can be re-positioned to suit customers requirements.



| DUROTORQUE - QUALITY RUBBER SUSPENSION SYSTEM | | | | |
|---|-----------------|------------------------|-------------|----------|
| Fig | Type: | 1000kg, 1500kg, 1750kg | 2200kg | 3000kg |
| A | Two Piece | 220mm | 210mm | N/A |
| | Full Beam | 220mm | 210mm | 220mm |
| | Two Piece Retro | 200mm | N/A | N/A |
| B | Two Piece | 340 - 440mm | 340 - 440mm | N/A |
| | Full Beam | To order | To order | To order |
| C | All Disc | 163mm | 165mm | 165mm |
| | Elec Drum 10" | 95mm | N/A | N/A |
| | Elec Drum 12" | N/A | N/A | N/A |
| D | All | 60mm | 60mm | 25mm |
| E | All | 30mm | 30mm | 30mm |
| F | All | 108mm | 108mm | 143mm |



Duratorques

GENERAL INFORMATION REQUIRED WHEN ORDERING FULL BEAM DURATORQUES

CARRYING CAPACITY

This is the maximum load including the trailer weight.

SINGLE AXLE OR TANDEM

If tandem then the carrying capacity of each Duratorque is to be reduced by 25%.

HUB EQUIPMENT

Are hubs to be braked or non braked?

Are hubs to be assembled to the suspension by Trojan?

What is the stud pattern of the hubs to be.

FACE TO FACE MEASUREMENT

This is the measurement from the outside face of one hub to the opposite one. See A below.

MOUNTING CENTERS

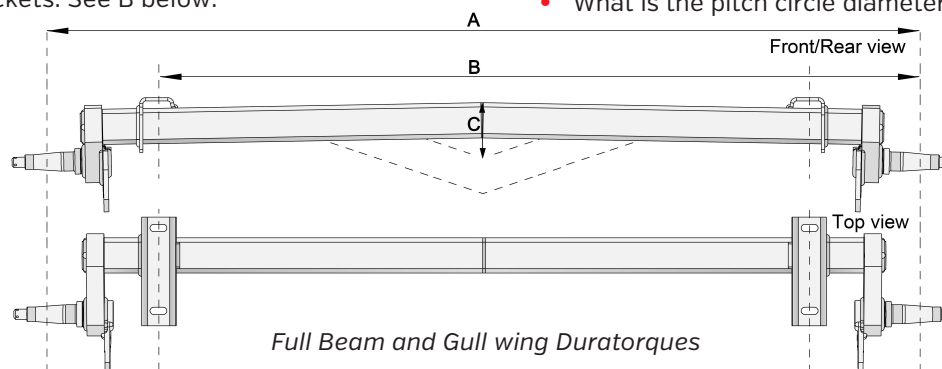
This measurement is from centre to centre of the mounting brackets. See B below.

GULL WING TYPE

Measurements A & B are required plus C which is the required depth of the bend. This can be 60mm, 90mm or 120mm.

IF THE CUSTOMER CANNOT SUPPLY A & B DETAILS ABOVE THEN THE FOLLOWING INFORMATION IS REQUIRED:

- Chassis overall width
- Is the Duratorque going to be mounted directly under the chassis or on an angle runner outside the chassis.
- Outside to outside measurement of mudguards.
- What is the inside & outside offset of the wheels being used.
- How many studs & what diameter.
- What is the pitch circle diameter.



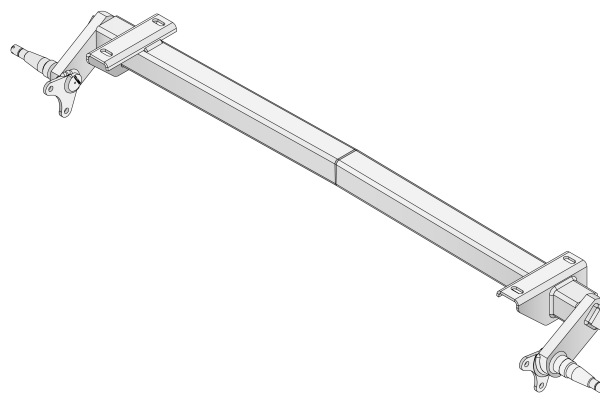
Full Beam and Gull wing Duratorques

Trojan Straight Beam Type

| Part No: | Capacity: | Hub Type: |
|----------------|-------------|------------------------------------|
| T101046 | 1000-1500kg | Non braked & disc braked |
| T101059 | 1750kg | Electric drum braked |
| T101052 | 2200kg | Non braked hubs & disc braked |
| T101068 | 3000kg | Non braked, disc & electric braked |
| T101055 | 1750kg | Non braked & disc braked |

Hub equipment is to be ordered separately. When Electric drum brakes are fitted to 3000kg Duratorques the stopping capacity is 2000kg.

T101046

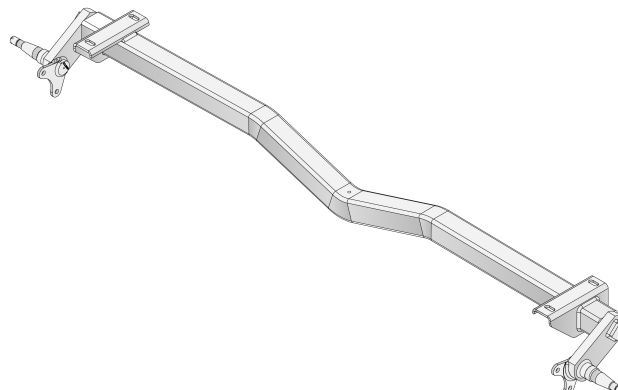


Trojan Gull-Wing Type

| Part No: | Capacity: | Hub Type: |
|----------------|-------------|--------------------------|
| T101043 | 1000-1500kg | Non braked & disc braked |
| T101053 | 2200kg | Non braked & disc braked |
| T101069 | 3000kg | Non braked & disc braked |

Hub equipment is to be ordered separately. Note: 3000kg Gullwing.

T101043





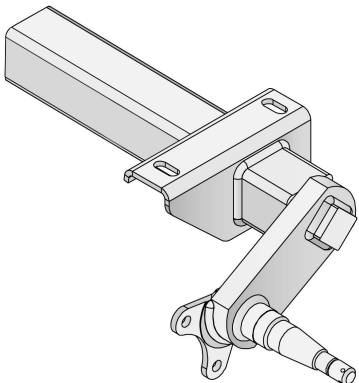
Duratorques

Trojan Half Axle Type

Note: These half type duratorques are sold & priced per side. Each side has the same part number but it is followed by either LH(F) or RH(F). Those shown as RETRO fit are a direct replacement for very early versions. The capacity stamped on each half is the capacity for 1 pair not each one.

| Part No: | Capacity: | Type: | Hub Type: |
|------------------|-----------|-------|--------------------------|
| T081010LHF / RHF | 1000kg | | Non braked & disc braked |
| T081015LHF / RHF | 1000kg | Retro | Non braked & disc braked |
| T081016LHF / RHF | 1500kg | Retro | Non braked & disc braked |
| T081020LHF / RHF | 1500kg | | Non braked & disc braked |
| T092057LHF / RHF | 1750kg | | Electric braked |
| T092040LH / RH | 2200kg | | Non braked & disc braked |

T081020RHF



Note:
Hub equipment is to be ordered seperately. Early model hubs will not fit on retro Duratorques

Below spare parts are to suit the old model duratorque with the replaceable stub axle

| SPARE PARTS | DESCRIPTION |
|------------------------------|---|
| Part No: T996020 - Stub Axle | 1000kg & 1500kg non braked & hydraulic disc |
| T996050 - Stub Axle | 1750kg non braked & hydraulic disc |
| T996023 - Stub Axle | 1500kg electric drum braked |
| T996053 - Stub Axle | 1750kg electric drum braked |
| T996025 - Stub Axle | 1500kg hydraulic drum braked |
| T996055 - Stub Axle | 1750kg hydraulic drum braked |
| T996025 - Stub Axle Nut | All |

Axles

Trojan manufactures a wide range of beam axles to suit most applications. These axles are for use with leaf spring suspensions and include straight beam, drop beam and gull wing types. Braked and non braked types are available. All axles can be supplied either galvanised or in bare metal form. Depending on the capacity, axle beams are manufactured using either 40mm, 50mm or 65mm square hollow box section. Beam axles are manufactured against firm order only and are built to the clients specifications. The following information is required when ordering these axles.

**Note that hub equipment is to be ordered separately.*

CARRYING CAPACITY

This is the maximum load including the trailer weight.

HUB EQUIPMENT

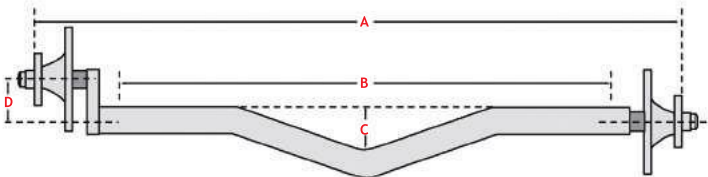
Are hubs to be braked or non-braked. Wheel Drilling required. [Stud pattern / PCD]

FACE TO FACE MEASUREMENT

This is the measurement from the outside face of one hub to the opposite one. See A on image.

SPRING MOUNTING CENTRES

This measurement is from centre to centre of the springs. See B on image.



GULL WING AXLES

Measurements A & B are required plus C which is the required depth of the bend. This can be 60mm, 90mm or 120mm. See C on image.

DROP BEAM AXLES

Measurements A & B are required plus D which is the required height of the drop. This can be 60mm or 90mm. See D on image.

IF THE CUSTOMER CANNOT SUPPLY A & B DETAILS THEN THE FOLLOWING INFORMATION IS REQUIRED:

- Chassis overall width. Minus 50mm. [This gives spring centres]
- Overall measurement outside the mudguards. Minus 30mm. This gives outside to outside of the tyres.
- Inside & outside offset measurement of the wheels with tyres fitted. From this together with the mudguard measurement the hub face to face can be calculated.




Axles

Axles do not include hub equipment which needs to be ordered separately. Where Multi Fit Hubs are listed, this means either braked or non braked hubs can be fitted.

Trojan Straight Beam Type

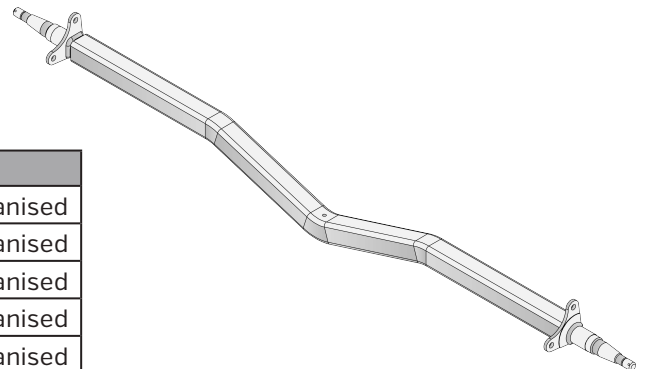
| Part No: | Capacity: | Hub type: | Beam Size: | Finish: |
|----------------|-----------|--------------|-------------|------------|
| T020095 | 1200kg | Hyd 9" drum | 50 x 50 RHS | Bare metal |
| T020097 | 1500kg | 10" drum | 50 x 50 RHS | Bare metal |
| T010100 | 1500kg | Non braked | 50 x 50 RHS | Bare metal |
| T010102 | 1500kg | Non braked | 50 x 50 RHS | Galvanised |
| T020100 | 1500kg | Disc braked | 50 x 50 RHS | Bare metal |
| T020101 | 1500kg | Disc braked | 50 x 50 RHS | Galvanised |
| T020090 | 1750kg | 10" electric | 50 x 59 RHS | Galvanised |
| T020112 | 2200kg | Multi-hub | 65 x 65 RHS | Bare metal |
| T020113 | 2200kg | Multi-hub | 65 x 65 RHS | Galvanised |
| T020127 | 3000kg | Multi-hub | 65 x 65 RHS | Bare metal |
| T020129 | 3000kg | Multi-hub | 65 x 65 RHS | Galvanised |



Trojan Gull Wing Axles

Customer to specify depth of bend. 120mm max.


| Part No: | Capacity: | Hub type: | Beam Size: | Finish: |
|----------------|-----------|-------------|-------------|------------|
| T010103 | 1500kg | Non braked | 50 x 50 RHS | Galvanised |
| T020103 | 1500kg | Disc braked | 50 x 50 RHS | Galvanised |
| T020115 | 2200kg | Multi-hub | 50 x 50 RHS | Galvanised |
| T020114 | 2200kg | Multi-hub | 50 x 50 RHS | Galvanised |
| T020131 | 3000kg | Multi-hub | 65 x 65 RHS | Galvanised |



Trojan Drop Beam Axles

Available with 65mm or 95mm drop.
Customer to specify.

| Part No: | Capacity: | Hub type: | Beam Size: | Finish: |
|----------------|-----------|-------------|-------------|------------|
| T020096 | 1250kg | 9" drum | 50 x 50 RHS | Bare metal |
| T020098 | 1500kg | 10" drum | 50 x 50 RHS | Bare metal |
| T010105 | 1500kg | Non braked | 50 x 50 RHS | Bare metal |
| T010106 | 1500kg | Non braked | 50 x 50 RHS | Galvanised |
| T020104 | 1500kg | Disc braked | 50 x 50 RHS | Bare metal |
| T020105 | 1500kg | Disc braked | 50 x 50 RHS | Galvanised |
| T020099 | 1750kg | 10" drum | 50 x 50 RHS | Bare metal |
| T020116 | 2200kg | Multi hub | 65 x 65 RHS | Bare metal |
| T020117 | 2200kg | Multi hub | 65 x 65 RHS | Galvanised |
| T020130 | 3000kg | Multi hub | 65 x 65 RHS | Galvanised |





General Info - Trojan Hubs & Stub Axles

TROJAN OFFER A WIDE RANGE OF BRAKED & NON BRAKED HUBS & STUB AXLES IN VARIOUS FORMS AND CAPACITIES. THIS ALLOWS THE USER TO SELECT THE CORRECT PRODUCT FOR THEIR PARTICULAR APPLICATION.

The following pages show descriptions of the products available plus part numbers. Shown below is clarification of some of the terminology used.

HUB KITS

These kits do not include Stub Axles and are for use on products such as Duratorques and Beam Axles where the Stub Axle is pre-fitted.

HUB & STUB SETS

These use the same Hubs as above but include Stub Axles. Required when the user is fabricating their own axles.

DRILLING

This shows the number of studs fitted to the hubs, the pitch circle diameter and the stud diameter i.e. 5 x 4 1/2 x 1/2. This shows the Hub is 5 stud, has a 4 1/2" pitch circle and the studs are 1/2" diameter.

FLANGE DIAMETER

This shows the outside diameter of the hub flange that the wheel studs are fitted to.

STUB AXLE DIAMETER

This refers to the diameter of the part of the stub axle which fits into and is welded to the axle beam.

INTEGRAL HUB & ROTOR

This relates to Disc Brake Hubs where the Hub & Disc Rotor are cast as one piece. Also refers to Drum Brakes where the Hub & Drum are one casting.

BOLT ON ROTOR TYPE HUBS

These hubs have provision for bolting on Disc Brake Rotors should it be decided to fit brakes at a later date. It also makes for simple replacement of worn rotors.

STUB AXLE & YOKE/FLANGE

This means the Stub Axle is fitted with a bracket allowing Disc Brake Calipers or Drum Brake Backing Plates to be bolted on.

TOP HAT ROTOR TYPE HUBS

This type of hub is an integral hub and rotor where the gap between the hub and rotor is filled in simulating a top hat appearance. These hubs are very common to Australian built trailers.

ALL TROJAN HUBS OFFER THE FOLLOWING FEATURES:

- All hubs are either Electro Zinc Plated or Galvanised.
- Only top quality Japanese Bearings are supplied unless customer specifies otherwise. [Except 3000kg]
- Grease Seals supplied with all hubs are Marine type with Stainless Steel fittings. [Except 3000kg]
- All Hub Kits and Hub & Stub sets are supplied complete with Bearings, Seals, Grease Caps, Axle Nuts, Washers & Split Pins.
- All kits & sets are sold as pairs, with the exception of 3000kg versions.

USAGE RECOMMENDATIONS FOR TROJAN HUBS & BRAKE EQUIPMENT:

- **Disc brakes** are suitable for any application where superior stopping power & low maintenance is required. The only brake recommended for boat trailers.
- **Drum brakes** should not be fitted to boat trailers as lack of performance and high maintenance costs will be incurred.
- **All Trojan hydraulic brakes** can be operated by an override coupling to a maximum of 2500kg GVW. Over this weight a driver controlled brake system is required.
- **Electric drum brakes** are commonly fitted to Caravans & Horse Floats. A brake controller is required. These brakes have an integral mechanical park brake included. Trailer mounted controllers are available up to 2500kg.

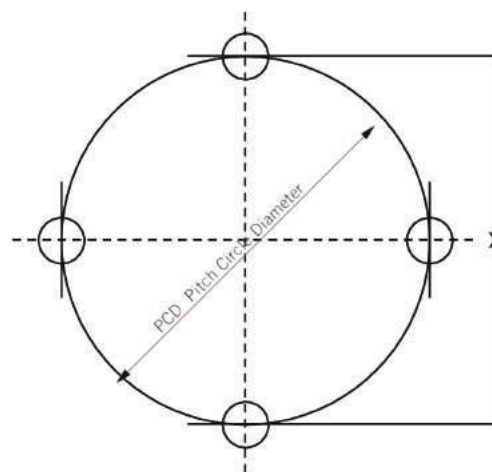


Hubs, Stubs & Drums METHOD OF CALCULATING

4 Stud PCD

To measure PCD on a 4-stud wheel: Measure from the centre of one stud to the opposite stud.
NB: Correct drill size for TROJAN stud (spline dia) is 1 7/32" or 13.75mm.

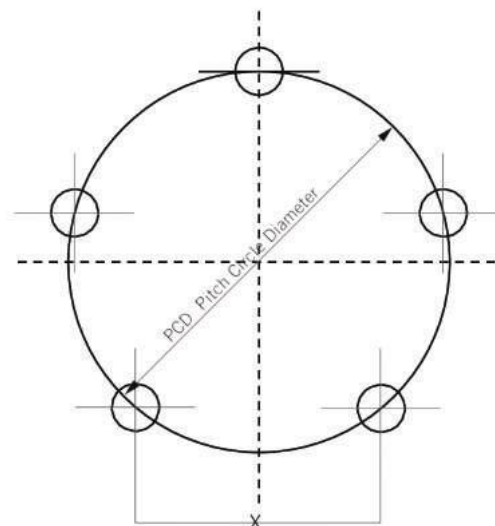
| 4-STUD PCD | | | |
|----------------|------------|--------|--|
| "x" in Inches: | 'x' in MM: | PCD: | Common Wheels: |
| 3.930" | 100.0mm | 100mm | BMW / Honda / Holden / Gemini |
| 4.000" | 101.6mm | 4" | Mini |
| 4.250" | 108.0mm | 4 1/4" | Escort / Cortina |
| 4.330" | 110.0mm | 110mm | Daihatsu Charade / RX Series Mazda |
| 4.500" | 114.3mm | 4 1/2" | Most Japanese / Triumph 2000/ Morris 1100 - 1300 |



5 Stud PCD

To measure PCD on a 5-stud wheel: Measure from the centre of one stud to the centre of the next stud.
Then calculate PCD using the chart below. NB: Correct drill size for TROJAN stud (spline dia) is 1 7/32" or 13.75mm

| 5-STUD PCD | | | |
|----------------|------------|--------|-------------------------------|
| "x" in Inches: | 'x' in MM: | PCD: | Common Wheels: |
| 2.351" | 59.715mm | 4" | AP5, AP6 Valiant |
| 2.498" | 63.449mm | 4 1/4" | Pre-HQ Holden & Torana |
| 2.645" | 67.183mm | 4 1/2" | Zephyr / VJ Valliant / Falcon |
| 2.792" | 70.916mm | 4 3/4" | HQ Holden / XJ6 Jaguar |
| 2.939" | 74.650mm | 5" | 58PA Vauxhall / Delta |
| 3.233" | 82.118mm | 5 1/2" | Bronco |
| 3.527" | 89.586mm | 6" | |
| 3.820" | 94.028mm | 6 1/2" | Landrover |
| 2.314" | 58.779mm | 100mm | Camry |
| 2.499" | 63.481mm | 108mm | |
| 2.591" | 65.832mm | 112mm | Mercedes |
| 2.777" | 70.535mm | 120mm | BMW / 6&8 Cyl Commodore |
| 3.008" | 76.413mm | 130mm | |
| 3.240" | 82.290mm | 140mm | |
| 3.703" | 94.046mm | 160mm | Ford Transit |





Hub Kits

1500kg Non Braked - Standard Type Fits 1000kg to 1500kg Non Braked Duratorques & Beam Axles

| Part No: | Description: | Flange diameter: |
|----------------|-------------------|------------------|
| T082005 | Blank | 155mm |
| T082008 | 4 x 100 x 7/16" | 155mm |
| T082010 | 4 x 4 x 7/16" | 140mm |
| T082015 | 4 x 4 1/4 x 7/16" | 155mm |
| T082018 | 4 x 110 x 7/16" | 155mm |
| T082020 | 4 x 4 1/2 x 7/16" | 155mm |
| T082025 | 5 x 4 1/4 x 7/16" | 155mm |
| T082035 | 5 x 4 1/2 x 1/2" | 155mm |
| T082040 | 5 x 120 x 7/16" | 155mm |
| T082045 | 5 x 5 x 7/16" | 155mm |
| T084055 | 6 x 5 1/2 x 1/2" | 190mm |

T082040



- Stub axles are not included.
- Wide range of wheel drillings available.
- 3 flange diameters for various wheel diameters.


Note:

All above hubs are fitted with bearing cups.

1500kg Non Braked - Bolt on Rotor Type Fits 1000kg & 1500kg Duratorques & Beam Axles

| Part No: | Description: |
|----------------|-------------------|
| T082105 | Blank |
| T082125 | 5 x 4 1/4 x 7/16" |
| T082135 | 5 x 4 1/2 x 1/2" |
| T082140 | 5 x 120 x 7/16" |

T082135



UPGRADE BRAKE COMPONENTS

Part No: TPT3110 - Cast Iron Rotor Kit x2
 TPT3111 - Stainless Steel Rotor Kit x2
 TPT1098 - Cast Iron Caliper Kit x2
 TPT1298 - Stainless Steel Caliper Kit x2

- Stub axles are not included.
- Allows upgrade to brakes at a later time.
- 5 stud drillings only.



Hub Kits

2000kg Non Braked - Bolt On Rotor Type Fits 2200kg Duratorques & Beam Axles

| Part No: | Description: |
|----------------|------------------|
| T083135 | 5 x 4 1/2 x 1/2" |
| T083140 | 5 x 120 x 7/16" |
| T083155 | 6 x 5 1/2 x 1/2" |

- Allows upgrade to brakes at a later time
- Fitted with heavy duty bearings
- 5 or 6 stud drillings only
- Stub axle not included

UPGRADE BRAKE COMPONENTS

| | |
|----------|--|
| Part No: | TPT3112 - Cast Iron Rotor Kit x2 |
| | TPT3113 - Stainless Steel Rotor Kit x2 |
| | TPT1098 - Cast Iron Caliper Kit x2 |
| | TPT1298 - Stainless Steel Caliper Kit x2 |

T083135



Note: All above hubs are fitted with bearing cups

3000kg Non Braked - Bolt On Rotor Type Fits 3000kg Duratorques & Beam Axles

| Part No: | Description: |
|----------------|---|
| T084555 | Hub kit includes 1 x hub with bearings, seal, grease cap, axle nut & washer |

- Allows upgrade to brakes at a later time
- 6 stud drilling only. 6 x 5 1/2 x 1/2
- Heavy duty components
- Note: Unlike other Trojan sets sold as pairs, this 3000kg version is sold as per each

UPGRADE BRAKE COMPONENTS

| | |
|----------|---|
| Part No: | TPT1361 - Cast Iron Rotor with Cast Iron Caliper x1 |
| | TPT1363 - Cast Iron Rotor with Stainless Steel Caliper x1 |
| | TPT1365 - Stainless Steel Rotor with Stainless Steel Caliper x1 |

T084555



Note: All above hubs are fitted with bearing cups





Hub Kits

1500kg Disc Brake Hub Kits

Fits 1000 to 1500kg Duratorques & Beam Axles

- Stub axles are not included.
- Calipers are not included.
- Rotor diameter is 225mm
- Capacity per pair for hubs

INTEGRAL HUB & ROTOR TYPE

| Part No: | Description: |
|----------------|-------------------|
| T035105 | Blank |
| T035115 | 4 x 4 1/4 x 7/16" |
| T035120 | 4 x 4 1/2 x 7/16" |
| T035125 | 5 x 4 1/4 x 7/16" |
| T035135 | 5 x 4 1/2 x 1/2" |
| T035140 | 5 x 120x7/16" |

CAST IRON BOLT ON ROTOR TYPE

| Part No: | Description: |
|----------------|-------------------|
| T036125 | 5 x 4 1/4 x 7/16" |
| T036135 | 5 x 4 1/2 x 1/2" |
| T036140 | 5 x 120 x 7/16" |

STAINLESS STEEL BOLT ON ROTOR TYPE

| Part No: | Description: |
|----------------|-------------------|
| T036325 | 5 x 4 1/4 x 7/16" |
| T036335 | 5 x 4 1/2 x 1/2" |
| T036340 | 5 x 120 x 7/16" |

CALIPER SETS FOR THE ABOVE

| Part No: | Description: |
|----------------|---------------------------|
| TPT1098 | Cast Iron Hydraulic |
| TPT1298 | Stainless Steel Hydraulic |

T035135



Integral hub & rotor

T036335



Bolt on rotor type

1750kg Disc Brake Hub Kits

Fits 1750kg Beam Axles

- Stub axles are not included
- Heavy Duty bearings
- Common wheel drillings

HUB & ROTOR TYPE

| Part No: | Description: |
|----------------|---------------------------|
| T085135 | 5 x 4 1/2 x 1/2" Integral |
| T086135 | 5 x 4 1/2 x 1/2" Bolt On |

CALIPER SETS FOR THE ABOVE

| Part No: | Description: |
|----------------|-----------------------------|
| TPT1098 | Cast Iron Caliper Kit |
| TPT1298 | Stainless Steel Caliper Kit |

T085135



Note: All above hubs are fitted with bearing cups.



Hub Kits

2000kg Disc Brake Hub Kits Fits 2200kg Duratorques & Beam Axles

- Stub axles are not included.
- Calipers are not included.
- Rotor diameter is 275mm
- Capacity per pair for hubs

INTEGRAL HUB & ROTOR TYPE

| Part No: | Description: |
|----------------|------------------|
| T037135 | 5 x 4 1/2 x 1/2" |
| T037155 | 6 x 5 1/2 x 1/2" |

BOLT ON ROTOR TYPE

| Part No Cast Iron: | Part No Stainless Steel: | Description |
|-----------------------|-----------------------------|------------------|
| T038135 | T038335 | 5 x 4 1/2 x 1/2" |
| T038140 | T038340 | 5 x 120 x 7/16" |
| T038155 | T038355 | 6 x 5 1/2 x 1/2" |

CALIPER SETS FOR THE ABOVE

| Part No: | Description: |
|----------------|---------------------------|
| TPT1098 | Cast Iron Hydraulic |
| TPT1298 | Stainless Steel Hydraulic |

T037135



T038135



1750kg Australian Style Top Hat Rotors with Integral Hub. Fits Australian 1750kg Duratorques & Beam Axles

Trojan offer an integral hub & disc rotor that are the Top Hat (Australian) design. These hubs are fully galvanized and are available in the 5 X 4 1/2 X 1/2 drilling. The rotor diameter is 255mm and thickness is 15mm. Hydraulic & Mechanical calipers are available to fit these rotors. These hubs are fitted with bearings that are rated at 1750kg per pair of hubs.

| Part No: | Description: |
|----------------|------------------|
| T039135 | 5 x 4 1/2 x 1/2" |

CALIPERS FOR THE ABOVE

| Part No: | Description: |
|----------------|---------------------------------------|
| T993481 | Hyd Cast Iron x1 each with pads |
| T993483 | Hyd Stainless Steel x1 each with pads |
| T993469 | Mech caliper x 1 each with pads |

Note: These calipers will not fit NZ rotors. Use only with hubs pictured.

T039135





Hub Kits

3000kg Disc Brake Hub Kits - Bolt On Rotor Type Fits 3000kg Duratorques & Beam Axles

- 6 stud drilling only. 6 x 5 1/2 x 1/2
- Vented Rotors
- Heavy duty components
- Stub axle not included
- Various caliper & rotor combinations

T084555 + BRAKE UPGRADES



| Part No: | Description: |
|----------------|---|
| T084555 | Hub kit includes 1 x hub with bearings, seal, grease cap & axle nut x1 |
| TPT1361 | Cast Iron Rotor with Cast Iron Caliper x1 |
| TPT1363 | Cast Iron Rotor with Stainless Steel Caliper x1 |
| TPT1365 | Stainless Steel Rotor with Stainless Steel Caliper x1 |
| T170975 | Upgrade Stainless Calipers to be fitted with Mechanical Park Brake x1pr |
| T699413 | Rotor cast iron |
| T699415 | Rotor stainless steel |

Note: Unlike other Trojan sets sold as pairs, this 3000kg version is sold as per each.

1250kg Hydraulic Drum Braked Hub Kits. Fits 1500kg Beam Axles

- Stub axle not included
- Drum 9" inside diameter
- Shoe width 1 3/4"
- No mechanical park brake
- Capacity per pair

T096035



| Part No: | Description: |
|----------------|------------------|
| T096035 | 5 x 4 1/2 x 1/2" |



Hub Kits

Electric Drum Braked Hub Kits

Two sizes of electric brakes are available being 10" diameter and 12" diameter. The 10" version is available fitted with either 1500kg or 1750kg bearings together with a range of common wheel drillings. The 12" version rated at 2000kg is available only in 6 stud. All version are fitted with a mechanical handbrake. 10" brake drums are electro plated. These hub kits do not include stub axles.

HUB KITS WITH 10" DIA DRUM-1500KG & 1750KG RATING

| Part No: | Description: |
|----------------|---------------------------------|
| T095035 | 5 x 4 1/2 x 1/2" - Rated 1500KG |
| T095055 | 6 x 5 1/2 x 1/2" - Rated 1500KG |
| T095135 | 5 x 4 1/2 x 1/2" - Rated 1750KG |
| T095155 | 6 x 5 1/2 x 1/2" - Rated 1750KG |


HUB KITS WITH 12" DIA DRUM - 2000KG RATING

| Part No: | Description: |
|------------------|---------------------|
| T096555RH | Right hand side x 1 |
| T096555LH | Left hand side x 1 |

Note:

*2000KG drum kits are sold per side.

T096555RH



T095035



Hub & Stub Sets

1500kg Non Braked - Standard Type Hub

| Part No: | Stud Pattern: | Flange Diameter: | Stub Axle Type: |
|----------------|----------------------|------------------|-----------------|
| T122005 | Blank | 155mm | 38mm dia |
| T122008 | 4 x 100 x 7/16" | 155mm | 38mm dia |
| T122010 | 4 x 4 x 7/16" | 140mm | 38mm dia |
| T122015 | 4 x 4 x 1/4" x 7/16" | 160mm | 38mm dia |
| T122018 | 4 x 110 x 7/16" | 160mm | 38mm dia |
| T122020 | 4 x 4 1/2 x 7/16" | 160mm | 38mm dia |
| T122025 | 5 x 4 1/4 x 7/16" | 160mm | 38mm dia |
| T122035 | 5 x 4 1/2 x 1/2" | 160mm | 38mm dia |
| T122040 | 5 x 120 x 7/16" | 160mm | 38mm dia |
| T122045 | 5 x 5 x 7/16" | 160mm | 38mm dia |
| T123055 | 6 x 5 1/2 x 1/2" | 190mm | 38mm dia |

- Wide range of wheel drillings available
- 3 flange diameters for various wheel diameters
- Round stub axles available in 2 diameters
- Bulk packs (not individually boxed) available

T122035



T995020



Note:

If braked stub axles are required use part numbers **T170950** to upgrade





Hub & Stub Sets

1500kg Non Braked - Bolt on Rotor Type Hub

| Part No: | Stud Pattern: | Stub Axle & yoke: |
|----------------|------------------|-------------------|
| T123135 | 5 x 4 1/2 x 1/2" | 38mm dia |
| T123140 | 5 x 120 x 7/16" | 38mm dia |

- Allows upgrade to brakes at a later time
- 5 stud drillings only
- Round stub axles supplied with fitted caliper mount
- Bulk packs (not individually boxed) available

UPGRADE BRAKE COMPONENTS

| | |
|----------|--|
| Part No: | TPT3110 - Cast Iron Rotor Kit x2 |
| | TPT3111 - Stainless Steel Rotor Kit x2 |
| | TPT1098 - Cast Iron Caliper Kit x2 |
| | TPT1298 - Stainless Steel Caliper Kit x2 |

Note: All above hubs are fitted with bearing cups

T123135



1750kg Non Braked - Standard Type

- Fitted with large bore bearings
- 2 Flange diameters for various wheel diameters
- Available in 5 or 6 stud only
- Stub axles are 38mm diameter

| Part No: | Stud Pattern: | Flange Diameter: |
|----------------|------------------|------------------|
| T122036 | 5 x 4 1/2 x 1/2" | 155mm dia |
| T122039 | 5 x 120 x 7/16" | 155mm dia |
| T123054 | 6 x 5 1/2 x 1/2" | 190mm dia |

T122036



Hub & Stub Sets

1750kg Non Braked - Bolt on Rotor Type

| Part No: | Stud Pattern: | Stub Axle & yoke: |
|----------------|------------------|-------------------|
| T143135 | 5 x 4 1/2 x 1/2" | 155mm |

- Allows upgrade to brakes at a later time
- 5 stud drillings only
- 38mm Round stub axles supplied with fitted caliper mount

T143135



2000kg Non Braked - Bolt on Rotor Type

| Part No: | Stud Pattern: | Flange Diameter: | Sub Axle Type: |
|----------------|------------------|------------------|----------------|
| T124105 | Blank | 190mm | 38mm dia |
| T124135 | 5 x 4 1/2 x 1/2" | 190mm | 38mm dia |
| T124140 | 5 x 120 x 7/16" | 190mm | 38mm dia |
| T124155 | 6 x 5 1/2 x 1/2" | 190mm | 38mm dia |

- Allows upgrade to brakes at a later time
- Round stub axles supplied fitted with caliper mount

UPGRADE BRAKE COMPONENTS

| |
|---|
| Part No: TPT3112 - Cast Iron Rotor Kit x2 |
| TPT3113 - Stainless Steel Rotor Kit x2 |
| TPT1098 - Cast Iron Caliper Kit x2 |
| TPT1298 - Stainless Steel Caliper Kit x2 |

Note:

*All above hubs are fitted with bearing cups

T124135





Hub & Stub Sets

3000kg Non Braked Hub & Stub set

| Part No: | Description: |
|----------------|---|
| T084555 | Hub kit includes 1 x hub with bearings, seal, grease cap & axle nut. x1 |
| T699235 | Stub axle - without caliper mount. 50mm dia |
| T699237 | Stub axle - WITH caliper mount. 50mm dia. |

- Allows upgrade to brake at a later time
- 6 stud drillings only. 6 x 5 1/2 x 1/2
- Stub axle fitted with grease nipple
- Heavy duty components
- Note: Unlike other Trojan sets sold as pairs, this 3000kg version is sold as per each. Stub axles are to be ordered as a separate item.

UPGRADE BRAKE COMPONENTS

| |
|---|
| Part No: TPT1361 - Cast Iron Rotor with Cast Iron Caliper x1 |
| TPT1363 - Cast Iron Rotor with Stainless Steel Caliper x1 |
| TPT1365 - Stainless Steel Rotor with Stainless Steel Caliper x1 |

Note:
*If braked are to be fitted at a later date order stub axle **T699237**.*
Above hub supplied with bearing cups.

T084555



Hub & Stub Sets

1500kg Disc Brake Hub & Stub Sets

- Stub axles with caliper mount included
- Calipers not included
- Rotor diameter is 225mm
- Stub axle is 38mm in diameter
- Capacity is per pair of hubs

INTEGRAL HUB & ROTOR TYPE

| Part No: | Description: |
|----------------|-------------------|
| T135105 | Blank |
| T135115 | 4 x 4 1/4 x 7/16" |
| T135120 | 4 x 4 1/2 x 7/16" |
| T135125 | 5 x 4 1/4 x 7/16" |
| T135135 | 5 x 4 1/2 x 1/2" |
| T135140 | 5 x 120 x 7/16" |

CAST IRON BOLT ON ROTOR TYPE AND STAINLESS STEEL BOLT ON ROTOR TYPE

| Part No: | Description: |
|----------------|------------------------------------|
| T136335 | 5 x 4 1/2 x 1/2" - Stainless Steel |
| T136340 | 5 x 120 x 7/16" - Stainless Steel |
| T136125 | 5 x 4 1/4 x 7/16" - Cast Iron |
| T136135 | 5 x 4 1/2 x 1/2" - Cast Iron |
| T136140 | 5 x 120 x 7/16" - Cast Iron |

CALIPER SETS FOR THE ABOVE

| Part No: | Description: |
|----------------|---------------------------|
| TPT1098 | Cast Iron Hydraulic |
| TPT1298 | Stainless Steel Hydraulic |

T135135



T136135



TPT1098



1750kg Disc Braked Hub & Stub Sets

- Stub axles with caliper mount included
- Calipers not included.
- Fitted with large bore bearings
- 38mm round stub axles
- 5 or 6 stud hubs only.

INTEGRAL HUB & ROTOR TYPE, CAST IRON BOLT ON ROTOR TYPE AND STAINLESS STEEL BOLT ON ROTOR TYPE

| Part No: | Description: |
|----------------|---|
| T145135 | 5 x 4 1/2 x 1/2" Integral |
| T145140 | 5 x 120 x 7/16" Integral |
| T146135 | 5 x 4 1/2 x 1/2" Bolt On Cast Iron |
| T146140 | 5 x 4 120 x 7/16" Bolt On Cast Iron |
| T146335 | 5 x 4 1/2 x 1/2" Bolt On Stainless Steel |
| T146340 | 5 x 4 120 x 7/16" Bolt On Stainless Steel |

CALIPER SETS FOR THE ABOVE

| Part No: | Description: |
|----------------|---------------------------|
| TPT1098 | Cast Iron Hydraulic |
| TPT1298 | Stainless Steel Hydraulic |

T993488



TPT1098





Hub & Stub Sets

Trojan offer an integral hub & rotor that are the Top Hat [Australian] design. These hubs are fully galvanized and are available in 5 X 4 1/2 X 1/2 drilling. The rotor diameter is 255mm and thickness is 15mm. Hydraulic & Mechanical calipers are available to fit these rotors. These hubs are fitted with bearings that are rated at 1750kg per pair of hubs.

1750kg Australian style Top Hat Rotors with Integral Hub

| Part No: | Description: |
|----------|------------------|
| T139135 | 5 x 4 1/2 x 1/2" |

CALIPER SETS FOR THE ABOVE

| Part No: | Description: |
|----------|-----------------------------|
| T993481 | Hydraulic Cast Iron |
| T993483 | Hydraulic Stainless Steel |
| T993469 | Mech caliper x1ea with pads |

T139135



T993469



Note:
These calipers will not fit NZ rotors. Use only with hubs pictured

2000kg Disc Braked Hub & Stub Sets

- 38mm Stub axles included
- Calipers are not included
- Rotor diameter is 275mm
- Capacity is per pair of hubs

INTEGRAL HUB & ROTOR TYPE

| Part No: | Description: |
|----------|------------------|
| T137135 | 5 x 4 1/2 x 1/2" |
| T137155 | 6 x 5 1/2 x 1/2" |

T137135



T138135



CAST IRON BOLT ON ROTOR TYPE

| Part No: | Description: |
|----------|------------------|
| T138105 | Blank |
| T138135 | 5 x 4 1/2 x 1/2" |
| T138140 | 5 x 120 x 7/16" |
| T138155 | 6 x 5 1/2 x 1/2" |



Hub & Stub Sets

2000kg Disc Braked Hub & Stub Sets continued

STAINLESS STEEL BOLT ON ROTOR TYPE

| Part No: | Description: |
|----------------|------------------|
| T138335 | 5 x 4 1/2 x 1/2" |

T138335



CALIPER SETS FOR THE ABOVE

| Part No: | Description: |
|----------------|---------------------------|
| TPT1098 | Cast Iron Hydraulic |
| TPT1298 | Stainless Steel Hydraulic |

Note: All above hubs are fitted with bearing cups

TPT1098



3000kg Hydraulic Disc Braked Hub & Stub Set


| Part No: | Description: |
|----------------|--|
| T084555 | 1 x Hub complete with bearings, seal, grease cap, axle nut & washer. |
| T699237 | 1 x Stub axle with caliper mount. |
| TPT1361 | 1 x Cast iron rotor with cast iron caliper. |
| | Or |
| TPT1363 | 1 x Cast iron rotor with Stainless Steel Caliper. |
| | Or |
| TPT1365 | 1 x Stainless Steel Rotor with Stainless Steel Caliper. |

- 6 Stud drilling only. 6 x 5 1/2 x 1/2
- Stub axles fitted with grease nipple.
- Heavy duty components.
- Choice of Plated cast iron or Stainless Steel calipers & Rotors.
- Rotors are vented for cooler braking.

T084555



T699237



Unlike other Trojan hub & stub sets which are ordered as pairs, the components for these 3000kg versions are to be ordered individually.





Hub & Stub Sets

1250kg Hydraulic Drum Braked Hub & Stub Set

- Drum 9" Inside dia
- Stub Axle 38mm dia
- Shoe Width 1 3/4"
- Park Brake Not Included

| Part No: | Description: |
|----------------|------------------|
| T132035 | 5 x 4 1/2 x 1/2" |
| T132040 | 5 x 120 x 7/16" |

T132035



T593664



Trojan Electric Braked Hub & Stub Sets

Two sizes of electric brakes are available being 10" diameter and 12" diameter. The 10" version is available fitted with either 1500kg or 1750kg bearings together with a range of common wheel drillings. The 12" version rated at 2000kg is available only in 6 stud. All version are fitted with a mechanical handbrake. 10" drums are electro zinc plated.

HUB & STUB SETS WITH 10" DIAMETER DRUM - 1500KG RATING

| Part No | Rating | Stud Pattern |
|----------------|---------|------------------|
| T134035 | 1500 KG | 5 x 4 1/2 x 1/2" |
| T134055 | 1500 KG | 6 x 5 1/2 x 1/2" |
| T134135 | 1750 KG | 6 x 5 1/2 x 1/2" |
| T134155 | 1750 KG | 6 x 5 1/2 x 1/2" |

T134035



HUB & STUB SETS WITH 10" DIAMETER DRUM - 2200KG RATING

| Part No 1500kg: | Stud Pattern |
|---------------------------|--------------|
| T096555RH & LH | 6x5 1/2x1/2 |
| T699237 | Stub Axle |



Note:

These hub kits are sold per side plus stub axles are to be ordered separately.



Studs & Nuts

Trojan Acorn Nuts

To be used with Trojan Alloy rims.

| Part No: | Units: | Threads: | Hex AF: | Taper: | Finish: |
|----------------|--------|----------|---------|--------|---------|
| TPT1024 | Pkt/5 | 1/2" | 13/16" | 60° | Chrome |
| T994031 | Each | 1/2" | 13/16" | 60° | Chrome |

TPT1024



Trojan Wheel Nuts

Trojan wheel nuts have 'tapered seats' and suit all common wheels.

| Part No: | Units: | Threads: | Hex AF: | Taper: |
|----------------|--------|----------|---------|--------|
| TPT1001 | Pkt/5 | 7/16" | 3/4" | 60° |
| TPT1002 | Pkt/5 | 1/2" | 13/16" | 60° |



Trojan Wheel Studs & Nuts

Trojan wheel studs are the 'splined' type and are 'press fit' into holes drilled in the hubs. Early model studs had a smaller diameter spline than the current versions but are now unavailable. To fit the current studs, the holes in the hubs will need to be re-drilled to 13.75mm or 1 7/32". Trojan wheel nuts have 'tapered seats' and suit all common wheels. Nuts have 'tapered seats' and suit all common wheels.

| Part No: | Units: | Threads: | Hex AF: | Taper: | length: | Drill Dia: |
|-----------------|--------|----------|---------|--------|---------|------------|
| TPT10055 | Pkt/5 | 7/16" | 3/4" | 60° | 40mm | 13.75mm |
| TPT10065 | Pkt/5 | 1/2" | 13/16" | 60° | 43mm | 13.75mm |



Trojan Nut & Washer Kits

| Part No: | Description: |
|-----------------|--|
| TPT1008 | 1500kg & 1750kg hubs, includes 1 x 3/4" slotted nut, flat washer & split pin |
| TPT10081 | 2000kg hubs, includes special slotted nut, washer & split pin |





Bearing & Seal Kits

Trojan Bearing

The listed kits are for fitment to current production hubs.

| Part No: | Description: |
|-----------------|---|
| TPT1184 | Bearing kit 1500kg, inc one each - LM11949 cone, LM11910 cup, LM67048 cone, LM67010 cup. |
| TPT1129 | Bearing kit 2000kg, inc one eac - LM44649 cone, LM44610 cup, LM48548 cone & LM48510 cup. |
| TPT1186 | Bearing kit 1750kg, inc one each - LM12749 cone, LM12710 cup, L68149 cone & L68110 cup & seal assembly. |
| TPT10127 | Bearing kit 3000kg, inc one each - L15245 cone, L15123 cup, L5580 cone & L15123 cup. |



Trojan Seal Kits

The listed kits are for fitment to current production hubs.

| Part No: | Description: |
|-----------------|---|
| TPT1013 | Seal kit 1500kg, inc two each - Retaining washer, seal & wear ring. |
| TPT10131 | Seal kit 1500kg, inc one each - Retaining washer, seal & wear ring. |
| TPT10135 | Seal kit 1750kg, inc one each - Retaining washer, seal |
| TPT1014 | Seal kit 2000kg, inc two each - Retaining washer, seal & wear ring. |
| TPT10141 | Seal kit 2000kg, inc one each - Retaining washer, seal & wear ring. |
| T699241 | Seal kit 2000kg electric & 3000kg hubs, inc one each - Seal |



Trojan Grease Caps

Trojan have available a range of Grease caps to suit most common Trailer Hubs.

| Part No: | Description: |
|----------------|--|
| TPT1007 | 45mm dia cap - 2/pkt. Suits all Trojan 1500kg hubs, 1750kg hubs & early 2000kg hubs. |
| TPT1136 | 47mm dia cap - 1/pkt. |
| TPT1132 | 52mm dia cap - 2/pkt. Suits Trojan 2000kg hubs on early version |
| TPT1140 | 50.2 dia cap [1.980"] - 1/pkt. Suits Trojan 2000kg 2 piece hubs & late 2000kg one piece. |
| T699243 | 62.2 dia - Suits Trojan 3000kg hub |
| T994055 | 63mm suits 2000kg electric hubs |



Trojan Brake Calipers

GENERAL INFO - ORDERING TROJAN BRAKE CALIPERS

Trojan offer a range of brake calipers which cover all light trailer applications. This allows the user to select the correct product for their particular application. The following pages show descriptions of the products available plus part numbers. Shown below is clarification of some of the terminology used.

CAST IRON CALIPERS - HYDRAULIC TYPE

These are cast in SG iron and are Electro Zinc Plated for protection against corrosion. These calipers are fitted with a Phenolic piston which is a high strength non rusting material. Fittings, such as slide pins and bleed screws, are brass while other fittings are Stainless Steel. The brake pads supplied with these calipers have a stainless steel backing plate, which prevents brake lining separation from corrosion.

STAINLESS STEEL CALIPERS - HYDRAULIC TYPE These are cast in high grade Stainless Steel and offer total protection against corrosion. Ideally suited for fitment to boat trailers. These calipers are also fitted with Phenolic pistons and other fittings are either brass or stainless steel. The brake pads supplied with these calipers have a stainless steel backing plate, which prevents brake lining separation from corrosion. Other specifications are the same as the above cast iron version.

RETRO FIT CALIPERS - HYDRAULIC TYPE

These calipers are available in cast iron only and allow the direct replacement of the early MK2 Trojan hydraulic calipers which are no longer available. The only difference between the current calipers and these conversion types is the position of the mounting bolts. All other specifications are the same.

BOLT ON MECHANICAL PARK BRAKE CONVERSION

These stainless steel park brake assemblies are fastened with cap screws to the original Trojan hydraulic calipers via the guide pins, this allows the calipers to be activated mechanically to provide a parking brake. These units are handed and are available in both forward pull and centre pull options.

3000KG CAPACITY HYDRAULIC BRAKE CALIPERS These are available in either Plated Cast Iron or Stainless Steel, with an integral mechanical park brake. The calipers are high quality and are fitted with stainless steel pistons and fittings. The mounting plate supplied allows the direct conversion from 12" dia electric drum brakes, as fitted to most imported USA built trailers and caravans, to the more efficient hydraulic disc brakes.

Disc Brake Calipers

Caliper sets, except where shown, include 1 pair calipers, pads & mounting hardware. Brake pads for Trojan calipers are asbestos free and are supplied with a Stainless Steel backing plate.

Cast Iron Hydraulic Calipers

| Part No: | Description: |
|----------------|--------------------------------------|
| TPT1098 | Trojan Caliper Set. Current model |
| TPT1099 | Trojan Caliper Set. MK2 conversion |
| T699203 | Kodiak Caliper suit 3000kg [1x only] |
| T993481 | Australian Caliper [1x only] |



Stainless Steel Hydraulic Calipers

| Part No: | Description: |
|----------------|--------------------------------------|
| TPT1298 | Trojan Caliper Set. Current model |
| T699405 | Kodiak Caliper suit 3000kg [1x only] |
| T993483 | Australian Caliper [1x only] |





Disc Brake Calipers

Bolt on Mechanical Park Brake

Allows conversion of current Trojan hydraulic calipers to include a mechanical park brake. All stainless steel.

| Part No: | Description: |
|----------------|-----------------|
| T993472 | LH forward pull |
| T993474 | RH forward pull |
| T993452 | LH centre pull |
| T993453 | RH centre pull |



T993472
(LEVER ONLY)

Disc Brake Calipers Spare Parts

Suit MK3 to current Hydraulic Calipers.
Cast Iron & Stainless Steel

| Part No: | Description: |
|-----------------|--|
| T993476 | Cast iron Caliper Complete. Incl pads & bolts |
| T993477 | Stainless Steel Caliper Complete. Incl pads & bolts |
| TPT1019 | Service Kit - Minor. Inc 1x piston seal & boot, 2x guide pin boots |
| TPT1076 | Service Kit - Major. Inc 1x piston seal & boot, 2x guide pin boots, 2x standard brake pads |
| TPT1078 | Guide pin kit - Inc 2x pins and bolts |
| TPT1075 | Guide pin boots x 2 |
| TPT1091 | Bleed screw - Inc 1x 3/8" UNF |
| TPT1125 | Piston x1 |
| TPT10202 | Brake pads x 4 - Standard type |
| TPT10203 | Brake pads x 4 - Stainless type |
| TPT1079 | Brass sleeves |
| T992808 | Caliper body - cast iron - incl piston |
| TPT1127 | Stainless Steel Piston |
| T992265 | Caliper Anchor - Cast iron |
| T992268 | Caliper Anchor - Stainless |

TPT10203



Disc Brake Calipers Spare Parts

Suit MK2 Hydraulic Calipers

TPT1018

| Part No: | Description: |
|----------------|---|
| TPT1017 | Service Kit - Minor. Incl 2 x piston seal, 1x boot, 1x clip |
| TPT1074 | Service Kit - Major. Incl 1 x piston seal and boot 2 x brake pads |
| TPT1018 | 2 x brake pads |
| TPT1093 | Brake Pads Locating Pins x 2 |
| TPT1092 | Bleed Screw 1 x 1/4" UNC |



Suit MK1 Hydraulic Calipers

TPT1016

| Part No: | Description: |
|----------------|--|
| TPT1015 | Service Kit - Minor. Incl 1 x piston seal, 1x O-ring, 1x piston retaining clip |
| TPT1072 | Service Kit - Major. Incl 1 x piston seal, 2 x brake pads TPT1016 |
| TPT1016 | 2 x brake pads |



Australian Hydraulic Calipers

TPT11202

| Part No: | Description: |
|-----------------|----------------|
| TPT11202 | 4 X Brake Pads |



Suit 3000kg Kodiak Hydraulic Calipers

T699240

| Part No: | Description: |
|----------------|--|
| T699403 | Cast iron caliper assy |
| T699405 | Stainless Steel caliper assy |
| T699240 | 4 x Brake pads Suit 2.25" Kodiak Caliper |





Brake Hoses

Trojan offer a range of kits used for piping Hydraulic braking systems. These are available for both 'single axle' & 'tandem axle' applications. Stainless steel braided hoses with stainless fittings are also available. All hoses comply to required standards. NB: All hoses & fittings are available in bulk.

Trojan Brake Hose & Fitting kits for Hydraulic Brakes

Trojan Brake Hose & Fitting kits include all necessary hoses and fittings required for plumbing of brakes.

| Part No: | Hose Type: | Application: |
|------------------|-------------------|---|
| TPT1021 | Standard rubber | Single axle disc brakes. |
| TPT10211 | Stainless braided | Single axle disc brakes. |
| TPT102111 | Stainless braided | Single axle with banjo fitting. |
| TPT1042 | Standard rubber | Single axle drum brakes. Spring suspension. |
| TPT1044 | Standard rubber | Single axle banjo hose kit. |
| TPT1022 | Standard rubber | Tandem axle disc brakes. |
| TPT10221 | Stainless braided | Tandem axle disc brakes. |
| TPT102211 | Stainless braided | Tandem axle banjo hose kit. |
| TPT1049 | Standard rubber | Tandem axle banjo hose kit. |
| TPT10451 | Stainless braided | Tilt boom hose. 3/8" male fitting both ends |
| TPT10222 | Stainless braided | Tandem for 3000kg discs |

TPT1021



Trojan Brake Hoses - Replacements

Trojan Brake Hose & Fitting kits include all necessary hoses and fittings required for plumbing of brakes.

| Part No: | Hose Type: | Application: |
|-----------------|-------------------|--|
| TPT1037 | Standard rubber | 3/8" UNF male fittings |
| TPT10371 | Stainless braided | 3/8" UNF male fittings |
| TPT10372 | Standard rubber | 3/8" male to 3/8" female fittings |
| TPT1046 | Stainless braided | Fitted with 3/8" banjo & 3/8" male flare |
| TPT10461 | Standard rubber | Fitted with 3/8" banjo & 3/8" male flare |

TPT10372



Brake Tubing

| Part No: | Hose Type: |
|-----------------|--|
| T867600R | Copper tubing 3/16" dia - 15mtr rolls. Standard Copper |
| T179804R | Copper tubing 3/16" dia - 15mtr rolls. High Grade Copper |
| T179085R | Bundy tubing 3/16" dia - 12mtr rolls. Steel |
| T867602 | Copper tubing 3/16" dia - 200mtr rolls. Standard Copper |

T867600R



Brake Hoses

Brake Tubing Saddles & Spare Parts

| Part No: | Description: |
|----------------|--|
| T873200 | Bridge Clip - saddles suit 3/16" tubing. Stainless steel. Each. |
| T361105 | Bridge clip - saddles suit 3/16" tubing. Stainless steel. Pkt/6. |
| T873500 | P clip - suits 3/16" tubing. UV resistant black Nylon. Pkt/100. |
| TPT1094 | Brass tee fitting 3/8" UNF |
| TPT1023 | Brass flare nut 3/8" UNF. Pkt/5. |
| T502564 | Half nut 3/8" UNF |
| TPT1097 | Adaptor kit 3/8" UNF - includes adaptor, flare unit & washer |
| T502465 | Copper washer |
| TM702-3 | Brass tee fitting 3/8" UNF - Drum Brakes Only |
| TP42850 | Tube nut 3/8" UNF - Drum Brakes |
| TPT1100 | Pipe joiner |

T873200



T873500



Braking Systems

Valley Phantom Electric Brake Controller - 12V

An affordable brake control with ample power. The Phantom Trailer Brake control offers adjustable power output and multiple Reaction Time settings. Contained in a compact design that can be mounted in any position, Phantom's solid-state design provides trouble free stopping for trailers with electric brake systems. Features include - No leveling required. Solid state dependability. LED Indicator. Short-Circuit Detection. Self-Diagnostic. Manual Override lever provides stop lamp activation. Does not interfere with Vehicles anti-lock brake, Cruise Control or other electrical systems. Supports 2 or 4 brake systems. Easy installation includes mounting bracket, hardware and easy to follow installation instructions.

T328110





Tekonsha Brake Controllers

Proportional based controls offer a smooth braking response to almost any stop. Through the use of a sensing device, the brake control can determine the tow vehicle's rate of deceleration and then apply the trailer brakes to match. In other words, Proportional controls deliver power to the trailer brakes in direct relationship to the actual physical deceleration of the tow vehicle. There are a number of models and capacities available to suit your towing and braking requirements.

Voyager®

T9030AUS

The Voyager® incorporates Tekonsha's patented braking sensor and is the best value you'll find for smooth and secure trailer braking. It's compact size and features, like a bicolored LED brake monitor (to assure a complete connection to trailer brakes and give an indication of relative braking power being applied) make the Voyager® extremely versatile. Voyager® minimizes interference with tow vehicle electrical systems, uses a four wire hook up, has a broad setting range and is compatible with most any vehicle.



| Part No: | Description: |
|-----------------|------------------|
| T9030AUS | Tekonsha Voyager |

Primus™ IQ

T90160AUS

A totally proportional electric trailer brake control, the new Primus®IQ is self-leveling so no level adjustment is necessary. Utilizing the primary sensor technology from Prodigy®, the Primus®IQ now includes the "Boost" feature that gives users the ability to apply more initial trailer braking when towing heavier trailers. It works proportionally in reverse for backing into tough spots and includes a snap-in dash mounting clip and removable electrical connector that allows the unit to be quickly stored when not in use. You will appreciate the digital readout depicting a secure electrical connection, amount of voltage delivery to the trailer brakes and diagnostic features incorporated in the LED display.



| Part No: | Description: |
|------------------|--------------------|
| T90160AUS | Tekonsha Primus IQ |

Prodigy® P2

T90885AUS

Utilize for rental businesses, fleet ownerships or multiple tow vehicles. Requires no levelling.

| Part No: | Description: |
|------------------|---------------------|
| T90885AUS | Tekonsha Prodigy P2 |



Prodigy® P3

T90195AUS

P3; the industry's most advanced electric trailer brake control. True proportional braking systems, power boost for heavy duty towing integrated safeguards protecting your vehicle, automatic leveling ability, 5 storable settings and customizable LED display. P3 has many features, making it the new standard for electric trailer brake controls.

| Part No: | Description: |
|------------------|---------------------|
| T90195AUS | Tekonsha Prodigy P3 |



Brake Operating Equipment

Breakaway Kit - 12V

Applies trailer brakes if it becomes detached from tow vehicle. Built in LED display. Includes battery & box, battery charger & breakaway switch.

| Part No: | Description: |
|-------------------|---|
| PRO5085320 | Push test breakaway system with charger |

PRO5085320



Electric Breakaway Switch

Mounts onto trailer drawbar.

| Part No: | Description: |
|----------------|------------------|
| TC93640 | Breakaway switch |

TC93640



Trojan Cable Guide & Adjuster

| Part No: | Description: |
|----------------|----------------------------|
| TR93949 | Cable guide, galvanised |
| TR94788 | Cable adjuster, galvanised |

TR93949



TR94788



Trojan Cable Kits

Includes wire, wire clamps, adjuster & guide where used.

| Part No: | Description: |
|-----------------|---|
| TPT1047 | Galvanised wire for forward pull calipers |
| TPT10471 | Stainless wire for forward pull calipers |
| TPT1048 | Galvanised wire for centre pull calipers |
| TPT10481 | Stainless wire for centre pull calipers |

TPT1047





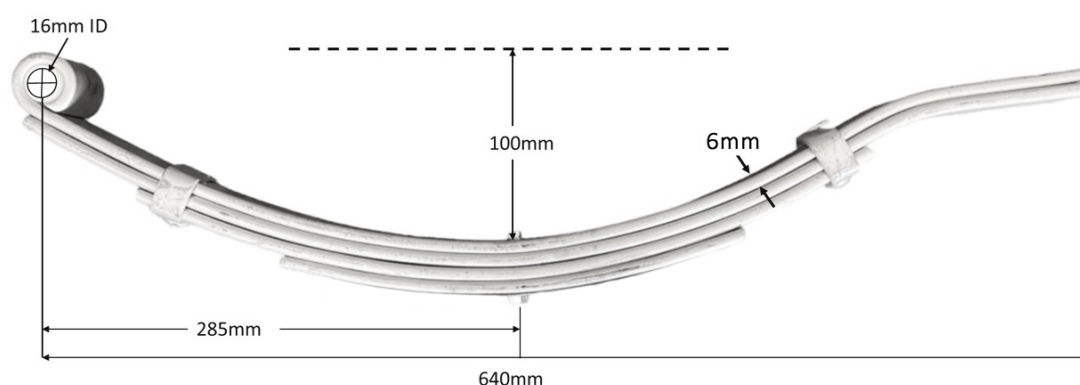
Leaf Springs

Trojan offer a comprehensive range of Leaf Springs in varying types. These include Slipper, Multi-Leaf, Slipper Taper Leaf & Double Eye. All Dacromet coated for corrosion resistance, unless otherwise stated.

Trojan Multi-Leaf Slipper - Short Series

Short series multi-leaf slipper springs
- Dacromet coated.

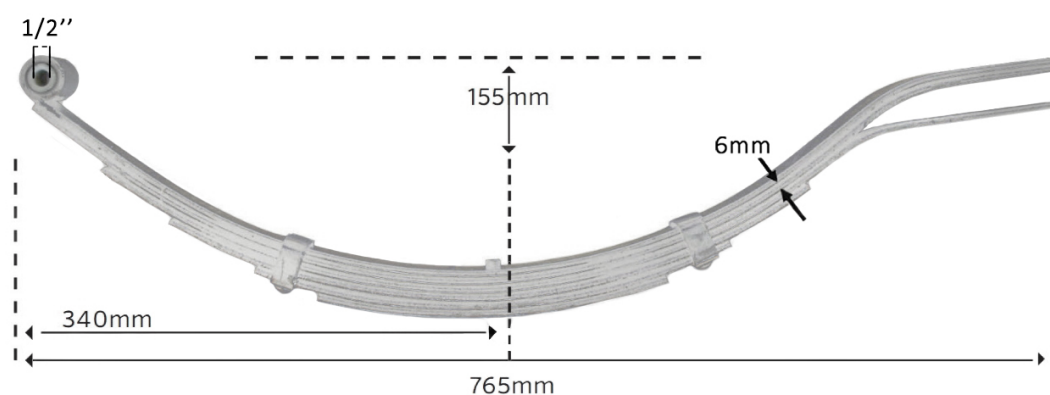
| Part No: | Capacity per pair: | No of leaves & sizes: | O/A length / Eye to centre bolt: | Eye Dia: |
|-----------------|--------------------|-----------------------|----------------------------------|----------|
| T260062D | 500kg | 2 - 45 x 6mm | 640 - 285mm | 16mm |
| T260063D | 750kg | 3 - 45 x 6mm | 640 - 285mm | 16mm |
| T260064D | 1000kg | 4 - 45 x 6mm | 640 - 285mm | 16mm |
| T260070D | 1250kg | 3 - 45 x 8mm | 640 - 285mm | 16mm |
| T260073D | 1500kg | 4 - 45 x 8mm | 640 - 285mm | 16mm |
| T260075D | 2000kg | 5 - 45 x 8mm | 640 - 285mm | 16mm |



Trojan Multi-Leaf Slipper - long Series

Long series multi-leaf slipper springs
- Dacromet coated.

| Part No: | Capacity per pair: | No of leaves & sizes: | O/A length / Eye to centre bolt: | Eye Dia: |
|-----------------|--------------------|-----------------------|----------------------------------|----------|
| T260003D | 650kg | 3 - 45 x 6mm | 765 - 340mm | 1/2" |
| T260005D | 1000kg | 5 - 45 x 6mm | 765 - 340mm | 1/2" |
| T260006D | 1250kg | 6 - 45 x 6mm | 765 - 340mm | 1/2" |
| T260010D | 1900kg | 5 - 45 x 8mm | 765 - 340mm | 1/2" |

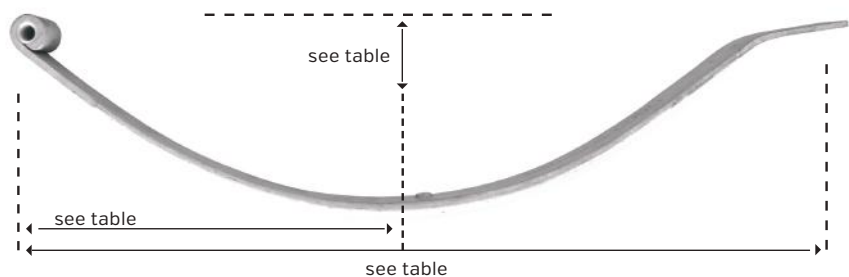


Leaf Springs

Taper Leaf Slipper Series

Taper leaf slipper series springs
- Dacromet [265 range] & Painted [PBS range].

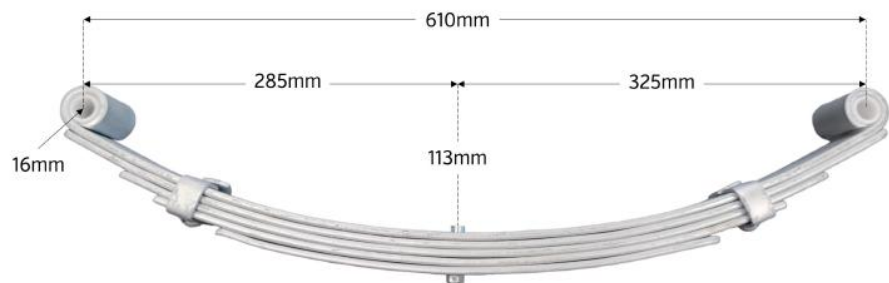
| Part No: | Camber: | Capacity per pair: | No of leaves & sizes: | O/A length / Eye to centre bolt: | Eye Dia: |
|------------------|---------|--------------------|-----------------------|----------------------------------|----------|
| T265006D | 155mm | 600kg | 1 - 45mm taper | 765 - 350mm | 1/2" |
| T265010D | 155mm | 1000kg | 1 - 45mm taper | 765 - 350mm | 1/2" |
| T265014D | 155mm | 1400kg | 1 - 45mm taper | 765 - 370mm | 1/2" |
| TPBS500 | 100mm | 500kg | 1 - 50mm taper | 750 - 340mm | 16mm |
| TPBS10000 | 100mm | 1000kg | 1 - 50mm taper | 750 - 340mm | 16mm |
| TPBS15000 | 100mm | 1500kg | 1 - 50mm taper | 750 - 340mm | 16mm |
| TPBS20000 | 100mm | 2000kg | 1 - 50mm taper | 750 - 340mm | 16mm |



Trojan Multi-Leaf - Double Eye

Double eye multi-leaf springs
- Dacromet coated

| Part No: | Capacity per pair: | No of leaves & sizes: | O/A length / Eye to centre bolt: | Eye Dia: |
|------------------|--------------------|-----------------------|----------------------------------|----------|
| T260050D1 | 1500kg | 5 - 50 x 6mm | 610 - 285mm | 16mm |
| T260060D | 1750kg | 6 - 50 x 6mm | 610 - 285mm | 16mm |



T260050D1

Spring Mount Single Galvanised

To suit short series springs

| Part No: | Description: |
|------------------|--------------------------------|
| T266000LH | Spring Mount Single Left Galv |
| T266000RH | Spring Mount Single Right Galv |





Leaf Springs Kits

Trojan Multi Leaf Spring Kits - Short Series

These Trojan Spring Kits include 1 x pair Springs, Hangers, Bolts, Slippers, U-Bolts & Plates - Springs are Dacromet coated

| Part No: | Capacity per pair: | No of leaves & sizes: | O/A length / Eye to centre bolt: | Eye Dia: |
|----------------|--------------------|-----------------------|----------------------------------|----------|
| T266050 | 500kg | 2 - 45 x 6mm | 640 - 285mm | 16mm |
| T266075 | 750kg | 3 - 45 x 6mm | 640 - 285mm | 16mm |
| T266100 | 1000kg | 4 - 45 x 6mm | 640 - 285mm | 16mm |
| T266125 | 1250kg | 3 - 45 x 8mm | 640 - 285mm | 16mm |
| T266150 | 1500kg | 4 - 45 x 8mm | 640 - 285mm | 16mm |
| T266200 | 2000kg | 5 - 45 x 8mm | 640 - 285mm | 16mm |



Trojan Taper Leaf Spring Kits

These Trojan Spring Kits include 1 x pair Springs, Hangers, Bolts, Slippers, U-Bolts & Plates - Springs are Dacromet coated.

| Part No: | Capacity per pair: | No of leaves & sizes: | O/A length / Eye to centre bolt: | Eye Dia: |
|----------------|--------------------|-----------------------|----------------------------------|----------|
| T267060 | 600kg | 1 - 45mm taper | 65 - 350mm | 1/2" |
| T267100 | 1000kg | 1 - 45mm taper | 765 - 350mm | 1/2" |
| T267140 | 1400kg | 1 - 45mm taper | 765 - 370mm | 1/2" |



Leaf Springs Tandem Suspensions

Trojan Rocker Tandem Suspensions are designed to distribute the load equally over the four trailer wheels. This is achieved by having the springs mounted on a 'rocker bar' which pivots on a 'central hanger'.

Trojan Eye to Slipper

This suspension has the eye end of the springs attached to the centre rocker. This offers maximum movement of the rocker and is a ideal suspension for commercial and off road applications.

| Part No: | Capacity: | Leaves: | Fitments: |
|----------------|-----------|--------------|-------------------|
| T284025 | 2200kg | 3 - 45 x 8mm | Direct to chassis |
| T284030 | 3000kg | 4 - 45 x 8mm | Direct to chassis |
| T284035 | 3500kg | 5 - 45 x 8mm | Direct to chassis |

Note: Does not include axle U-bolts or plates

| SPARE PARTS | DESCRIPTION | DESCRIPTION |
|-----------------------------------|-------------|---|
| Part No: T260070D - 3 leaf spring | | Part No: T812720 - Hanger bolt nut 20mm |
| T260073D - 4 leaf spring | | T812760 - Centre hanger |
| T260075D - 5 leaf spring | | T812765 - Slipper saddle |
| T812416 - Lock tab 16mm | | T812768 - Rocker bar, incl bushes |
| T812420 - Lock tab 20mm | | T871900 - Spring eye bush |
| T812711 - Spring eye bolt 16mm | | TR8608A - Spring eye bolt nut 16mm |
| T812715 - Hanger bolt 20mm | | TS213M0 - Rocker bush 20mm |



Leaf Springs Tandem Suspensions

Trojan Slipper Eye Type

This suspension has the front Spring reversed to the above having the eye end attached to the Trailer Chassis with the Slipper end riding on the Rocker. This Suspension is for general usage. This Suspension can be made into a Tri-Axle if required [part no 284050].

| Part No: | Capacity: | Leaves: | Fitments: |
|----------------|-----------|------------|-------------------|
| T284038 | 2200kg | 3 - 45x8mm | Direct to chassis |
| T284040 | 3000kg | 4 - 45x8mm | Direct to chassis |
| T284045 | 3500kg | 5 - 45x8mm | Direct to chassis |

Note: Includes axle U-bolts and plates for axles 50mm square

| SPARE PARTS | DESCRIPTION | DESCRIPTION |
|-----------------------------------|-------------|------------------------------------|
| Part No: T260070D - 3 leaf spring | | Part No: T812760 - Centre hanger |
| T260073D - 4 leaf spring | | T812765 - Slipper saddle |
| T260075D - 5 leaf spring | | T812770 - Rocker bar, incl bushes |
| T812047 - spring hanger | | T871900 - Spring eye bush |
| T812420 - Lock tab 20mm | | TR8608A - Spring eye bolt nut 16mm |
| T812715 - Hanger bolt 20mm | | TS213M0 - Rocker bush 20mm |
| T812720 - Hanger bolt nut 20mm | | |



Angle Iron Sub Frame Tandem

To suit slipper to eye type [See above]

| Part No: | Description: |
|------------------|-----------------------------------|
| T284038LH | Angle Iron Sub Frame Tandem Left |
| T284038RH | Angle Iron Sub Frame Tandem Right |





Leaf Springs Tandem Suspensions


Trojan Double Eye Rocker Type

These Suspensions are designed to be fitted to Trailers where a superior ride is required; This includes Horse Floats. Available as a kit which can be welded direct to the Trailer chassis or supplied assembled fitted to an angle iron frame. The kit does not include the frame.

| Part No: | Capacity: | Leaves: | Fitments: | Finish: |
|------------------|-----------|------------|---------------------|------------|
| T871500 | 2500kg | 5 - 50x6mm | Unmounted | Bare Steel |
| T871600 | 2500kg | 5 - 50x6mm | Mounted & Assembled | Bare Steel |
| T871600G | 2500kg | 5 - 50x6mm | Mounted & Assembled | Galv Frame |
| T871700 | 3500kg | 6 - 50x6mm | Unmounted | Bare Steel |
| T871800 | 3500kg | 6 - 50x6mm | Mounted & Assembled | Bare Steel |
| T8718GALV | 3500kg | 6 - 50x6mm | Mounted & Assembled | Galv Frame |

Note: Does not include axle U-bolts or plates

| SPARE PARTS | DESCRIPTION | DESCRIPTION |
|------------------|----------------------------|--|
| Part No: T871200 | Spring eye & rocker bushes | T812711 - Rocker pivot bolt |
| T276010 | Rocker Bar | TR8608A - Spring eye bolt nut 16mm |
| T8714GALV | Link plates | T274009 - Lock tab kit |
| T869700 | Centre hanger | T260050D1 - 5 leaf spring (supplied as pair) |
| T812713 | Spring Shackle bolt | T260060D - 6 leaf spring (supplied as pair) |



Axle & Spring Fittings

Trojan U-Bolts

Galvanised. Complete with Nuts & Washers.

| Part No Prs Packaged: | Part No Each Loose: | Inside Width: | Inside Length: | Diameter: | Type: |
|--------------------------|------------------------|---------------|----------------|-----------|--------|
| T271010 | T813965 | 43mm | 110mm | 10mm | Round |
| T441005 | T813968 | 43mm | 110mm | 10mm | Square |
| T271030 | T813960 | 51mm | 110mm | 12mm | Round |
| T271035 | T813970 | 51mm | 120mm | 12mm | Round |
| T271050 | T813985 | 51mm | 85mm | 12mm | Square |
| T271055 | T813800 | 51mm | 100mm | 12mm | Square |
| T271060 | T813810 | 51mm | 110mm | 12mm | Square |
| T271065 | T813820 | 51mm | 120mm | 12mm | Square |
| T271070 | T813830 | 51mm | 130mm | 12mm | Square |
| T271075 | T813845 | 68mm | 145mm | 12mm | Square |
| T271080 | T813850 | 80mm | 100mm | 12mm | Square |
| T271090 | T813165 | 100mm | 100mm | 12mm | Square |



Axle & Spring Fittings

Trojan U-Bolt & Axle Plates

| Part No Prs Packaged: | Part No Each Loose: | Suits Ubolt size: | Suits spring width: | Finish: |
|--------------------------|------------------------|----------------------|---------------------|------------|
| T272010 | TR8603ZP | 43 x 10mm | 45mm & 50mm | Galvanised |
| T272020 | T812052 | 51 x 12mm | 45mm & 50mm | Galvanised |
| N/A | T992688 | 68 x 12mm | 45mm & 50mm | Galvanised |
| N/A | T992687 | 68 x 12mm | 45mm & 50mm | Bare |

T272020



Trojan Spring Hangers

| Part No Prs Packaged: | Part No Each Loose: | Suits Spring width: | Suits bolt diameter: |
|--------------------------|------------------------|------------------------|-------------------------|
| T274015 | TR86050 | 50mm | 16mm |
| T274018 | T367900 | 45mm | 1/2" |
| T274019 | T812067 | 45mm | 16mm |

T274015



Trojan Spring Slipper Saddles

| Part No Prs Packaged: | Part No Each Loose: | Description: |
|--------------------------|------------------------|---|
| T274022 | T812105 | Slipper saddle for 45mm springs with anti-rattle leaf |
| N/A | T812108 | Slipper saddle for 45mm springs |
| N/A | T812108PB | Slipper saddle for 50mm springs |

T274022



Spring Mount Kit

Kit contains: 1x Slipper, 1x Hanger, 1x Bolt, 1x Nylok Nut

| Part No: | Description: |
|----------------|--------------|
| T274050 | 50mm x 16mm |
| T274060 | 45mm x 1/2" |
| T274065 | 45mm x 16mm |

T274050





Axle & Spring Fittings

Trojan Spring Shackle Bolts, Nuts & Lock Tab Sets

Zinc Plated. Complete with Nuts & Washers.

| Part No Prs Packaged: | Part No Each Loose: | Description: |
|--------------------------|------------------------|---|
| T274025 | N/A | Bolt & nylock nut. 16mm dia x 90mm long [Pairs] |
| T274028 | N/A | Bolt & nylock nut. 1/2" dia x 3" long [Pairs] |
| N/A | T812600 | Shackle bolt. 1/2" x 3" |
| N/A | T812605 | Shackle nut. 1/2" |
| N/A | T812711 | Shackle bolt. M16 x 100 |
| N/A | T812713 | Shackle bolt. M16 x 85 |
| N/A | TR8608A | Nylock nut. M16 |
| N/A | T812715 | Shackle bolt. M20 x 120 |
| N/A | T812720 | Shackle nut. M20 |
| T274009 | N/A | Lock tab set. For T284025/30/35 |
| N/A | T812416 | Lock tab 16mm slipper tandem |
| N/A | T812420 | Lock tab 20mm slipper tandem |

T274025



T812416



Trojan Spring Bushes

| Part No: Packaged | Part No: loose | Dimension ID OD Length: |
|----------------------|-------------------|----------------------------|
| T273010 | T871200 | 5/8" x 7/8" x 2" |
| T273015 | T871300 | 1/2" x 7/8" x 45mm |
| N/A | TS213M0 | 20mm x 25mm x 34mm |
| N/A | T871900 | 5/8" x 7/8" x 45mm |

TS213M0



Trojan Axle Drops

| Part No: | Description: |
|----------------|--|
| T592230 | 90mm Drop - Suits 50mm RHS - 39mm dia axle |
| T592234 | 90mm Drop - Suits 65mm RHS - 50mm dia axle |
| T592235 | 90mm Drop - Suits 50mm RHS - 50mm dia axle |
| T592240 | 60mm Drop - Suits 50mm RHS - 39mm dia axle |

T592234



Wheel Rims

Trojan Galvanised Trailer Wheel Rims

| Part No: | Dia: | Stud pattern: | Width: | Inside Offset: |
|----------------|------|---------------|--------|----------------|
| T535003 | 12" | 4 x 4" | 4" | 65mm |
| T535006 | 13" | 5 x 4 1/2" | 5" | 85mm |
| T535011 | 13" | 5 x 4 1/4" | 5" | 85mm |
| T535036 | 14" | 5 x 4 1/2" | 5 1/2" | 95mm |
| T535055 | 15" | 5 x 4 1/2" | 6" | 95mm |
| T535060 | 15" | 6 x 5 1/2" | 6" | 90mm |
| T535065 | 16" | 6 x 5 1/2" | 6" | 90mm |



Wheel Rims - Various

For Trailer & Industrial Use

| Part No: | Dia: | Centre: | Details: | Finish: |
|----------------|------|---------------|---------------------|------------|
| T533010 | 8" | 4 x 4" | Suits 570 x 8" tyre | Galvanised |
| T533017 | 8" | 25mm bearings | Integral hub & rim | Painted |
| T533018 | 8" | 1" bearings | Integral hub & rim | Painted |
| T533020 | 10" | 4 x 4" | Suits 500 x 10 tyre | Galvanised |





Wheel & Tyre Assemblies

Wheel & Tyre Assemblies

| Part No: | Dia: | Centre: | Tyre Details | Finish: |
|----------------|------|---------------|--|---------|
| T522025 | 4" | 5/8" bush | 250 x 4" solid tyre | Galv |
| T522021 | 8" | 25mm bearings | 480 x 8" pneumatic tyre, intergral hub | Zinc |
| T522023 | 8" | 1" bearings | 480 x 8" pneumatic tyre, integral hub | Zinc |
| T522037 | 8" | 4 x 4" | 480 x 8" pneumatic tyre | Galv |
| T522039 | 8" | 4 x 4" | 570 x 8" pneumatic tyre | Galv |
| T522042 | 8" | 4 x 4" | 16 x 650 x 8" pneumatic tyre | Galv |
| T522049 | 8" | 4 x 4" | 22/11 x 8" pneumatic knobbly tyre | Galv |
| T522047 | 8" | 4 x 4" | 18 x 850 x 8" pneumatic tyre | Galv |
| T522050 | 10" | 4 x 4" | 145 x 10" pneumatic tyre | Galv |
| T522054 | 10" | 4 x 4" | 500 x 10" pneumatic tyre | Galv |
| T522045 | 12" | 4 x 4" | 145 x 12" x 4 ply, 375kg tyre | Galv |
| T522055 | 12" | 4 x 4" | 155 x 12" x 6 ply tyre | Galv |
| T522065 | 13" | 5 x 4 1/2" | 165 x 13" x 8 ply, 685kg tyre | Galv |
| T522075 | 13" | 5 x 4 1/2" | 175 x 13" x 8 ply, 740kg tyre | Galv |
| T522085 | 14" | 5 x 4 1/2" | 185 x 14" x 8 ply, 850kg tyre | Galv |
| T522095 | 13" | 5 x 4 1/2" | 195 x 13" x 8 ply, 900kg tyre | Galv |

Note:

* Other sizes are available on request



Tyres

Tyres and Tubes

| Part No: | Dia: | Tyre & Tube details: |
|----------------|------|----------------------|
| T512045 | 12" | 145 x 12" tyre 4 ply |
| T512055 | 12" | 155 x 12" tyre 6 ply |
| T512065 | 13" | 165 x 13" tyre 8 ply |

TUBE REPLACEMENTS

| Part No: | Dia: | Tyre & Tube details: |
|----------------|------|--------------------------------|
| T512075 | 13" | 175 x 13" tyre 8 ply |
| T512095 | 13" | 195/50 x 13" tyre 8 ply |
| T512085 | 14" | 185 x 14" tyre 8 ply |
| T512097 | 16" | 215 x 75 / 16 x 16" tyre 8 ply |



Mudguards

Mudguards - Folded with rolled edge, galvanised steel

| Part No: | Axle Type: | Wheel Size: | Length: | Width: | Height: | Finish: |
|------------------|------------|-------------|---------|--------|---------|---------|
| T316050 | Single | 13 - 14" | 750mm | 230mm | 360mm | Galv |
| T316053 | Single | 13 - 14" | 740mm | 220mm | 360mm | Galv |
| T316053ZG | Single | 13 - 14" | 740mm | 220mm | 360mm | Zintech |
| T316077 | Single | 13 - 14" | 740mm | 230mm | 360mm | Bare |
| T316055 | Tandem | 13 - 14" | 1500mm | 230mm | 360mm | Galv |
| T316058 | Tandem | 13 - 14" | 1580mm | 220mm | 360mm | Galv |
| T316058ZG | Tandem | 13 - 14" | 1580mm | 220mm | 360mm | Zintech |
| T316079 | Tandem | 13 - 14" | 1500mm | 230mm | 360mm | Bare |

T316053



T316058



Mudguards - Curved with rolled edge, galvanised steel

| Part No: | Axle Type: | Wheel Size: | Length: | Width: | Height: | Finish: |
|---------------|------------|-------------|---------|--------|---------|---------|
| 316020 | Single | 10" | 550mm | 195mm | 290mm | Galv |
| 316025 | Single | 10" | 550mm | 220mm | 290mm | Galv |
| 316030 | Single | 10" | 560mm | 230mm | 290mm | Galv |
| 316060 | Single | 13 - 14" | 740mm | 200mm | 405mm | Galv |
| 316062 | Single | 13 - 14" | 740mm | 230mm | 405mm | Galv |
| 316065 | Tandem | 13 - 14" | 1500mm | 200mm | 405mm | Galv |
| 316066 | Tandem | 13 - 14" | 1500mm | 230mm | 405mm | Galv |

T316020



T316065



Note: Other sizes can be made on request
Also alloy checker plate guards available on request

Mudguards - Plastic, includes built-in step

| Part No: | Axle Type: | Wheel Size: | Length: | Width: | Height: | Colour |
|---------------|------------|-------------|---------|--------|---------|--------|
| 316003 | Single | 12" | 855mm | 190mm | 250mm | Grey |
| 316005 | Single | 13" | 940mm | 230mm | 300mm | Grey |
| 316006 | Single | 13" | 940mm | 230mm | 300mm | White |
| 316016 | Single | 14" | 1080mm | 250mm | 350mm | Grey |
| 316017 | Single | 14" | 1080mm | 250mm | 350mm | White |

316005



Note: All now sold as each





Jockey Wheels Economy Style


These Trojan Jockey Wheels are the 'wind-up' type and are available with a 'quick release' clamp [6" model only] or a 'swivel bracket'. When towing, the quick release type must be removed from the trailer. Brackets are multi-fit and swivel models are fitted with a 'double lock pin'. Finish is zinc plating.

Trojan Jockey Wheel - 150mm Solid Rubber Wheel (clamp style)

Fitted with a quick release Clamp type bracket allowing to position height adjustment and easy removal of the Jockey Wheel. Clamp bolts to drawbar. 150mm diameter solid rubber wheel which is fitted with a Nylon Bush. Rated at a capacity of 350kg. 220mm lift.

| Part No: | Description: |
|----------------|---|
| T306150 | Trojan Jockey Wheel - 150mm (clamp style) |

| SPARE PARTS | DESCRIPTION |
|------------------|--------------------------------|
| Part No: T645663 | - Handle assembly |
| T629600 | - 6" solid rubber wheel |
| T629593 | - Quick release clamp assembly |



Trojan Jockey Wheel - 150mm Solid Rubber Wheel (swivel style)

Fitted with a multi fit swivel bracket which can either be bolted to drawbar or fitted using U Bolts. Swivel bracket allows Jockey Wheel to be stored parallel to drawbar. 150mm diameter solid rubber wheel which is fitted with a Nylon Bush. Spring loaded with double lock pin for safety. Rated at a capacity of 350kg. 220mm lift.

| Part No: | Description: |
|----------------|--|
| T306155 | Trojan Jockey Wheel - 150mm (swivel style) |

| SPARE PARTS | DESCRIPTION |
|------------------|-------------------------|
| Part No: T645663 | - Handle assembly |
| T629600 | - 6" solid rubber wheel |

U BOLT FITTING KITS

| SPARE PARTS | DESCRIPTION |
|------------------|--|
| Part No: T271050 | - U bolt kit for fitment to a 50mm high drawbar |
| T271080 | - U bolt kit for fitment to a 76mm high drawbar |
| T271090 | - U bolt kit for fitment to a 100mm high drawbar |



Jockey Wheels Economy Style

Trojan Jockey Wheel - 350mm x 4mm Pneumatic Tyre

Fitted with a multi fit swivel bracket which can either be bolted to drawbar or fitted using U Bolts. Swivel bracket allows Jockey Wheel to be stored parallel to drawbar. Steel wheel fitted with 410/350 x 4 pneumatic tyre and fitted with ball bearings. Spring loaded with double lock pin for safety. Rated at a capacity of 350kg. 220mm lift.


| Part No: | Description: |
|----------------|--------------------------------------|
| T306165 | Trojan Jockey Wheel - Pneumatic Tyre |

| SPARE PARTS | DESCRIPTION |
|------------------|------------------------------------|
| Part No: T645663 | - Handle assembly |
| T629595 | - 350 x 4 pneumatic wheel assembly |

U BOLT FITTING KITS

| SPARE PARTS | DESCRIPTION |
|------------------|--|
| Part No: T271050 | - U bolt kit for fitment to a 50mm high drawbar |
| T271080 | - U bolt kit for fitment to a 76mm high drawbar |
| T271090 | - U bolt kit for fitment to a 100mm high drawbar |

T306165



Trojan Jockey Wheel - 200mm x 50mm Solid Tyre

Fitted with a multi fit swivel bracket which can either be bolted to drawbar or fitted using U Bolts. Swivel bracket allows Jockey Wheel to be stored parallel to drawbar. Galvanised steel wheel with a 200 x 50mm solid tyre and fitted with greasable roller bearings. Spring loaded with double lock pin for safety. Rated at a capacity of 350kg. 220mm lift.


| Part No: | Description: |
|----------------|----------------------------------|
| T306160 | Trojan Jockey Wheel - Solid Tyre |

| SPARE PARTS | DESCRIPTION |
|------------------|-------------------|
| Part No: T645663 | - Handle assembly |
| T644109 | - Wheel & Tyre |

U BOLT FITTING KITS

| SPARE PARTS | DESCRIPTION |
|------------------|--|
| Part No: T271050 | - U bolt kit for fitment to a 50mm high drawbar |
| T271080 | - U bolt kit for fitment to a 76mm high drawbar |
| T271090 | - U bolt kit for fitment to a 100mm high drawbar |

T306160





Jockey Wheels Premium Style

These Trojan Jockey Wheels are a premium product and offer many features including a folding handle. All components are galvanised and the mounting brackets are heavy duty. The 'Swivel Bracket' allows the Jockey Wheel to be folded away when towing and a double lock pin is fitted for safety. The 'Chassis Bracket' supplied with these Jockey Wheels are multi-fit allowing them to be welded, bolted or u-bolted to the trailer draw bar.

Folding handle shown in both folded and operating position.



Trojan Jockey Wheel - 150mm Solid Rubber Wheel

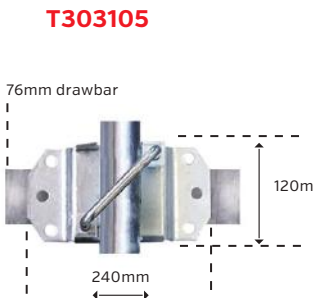
Fitted with a multi fit swivel bracket which can either be bolted to drawbar or fitted using U Bolts. Swivel bracket allows Jockey Wheel to be stored parallel to drawbar. Folding handle prevents accidental damage or injury. All components are galvanised. 6" solid rubber wheel. Double lock pin for safety. Rated at a capacity of 350kg. 250mm lift.

| Part No: | Description: |
|----------|--|
| T303105 | Trojan Jockey Wheel - 150mm Solid Rubber |

| SPARE PARTS | DESCRIPTION |
|------------------|-------------------|
| Part No: T644104 | - Handle assembly |
| T629600 | - 6" Rubber Wheel |

U BOLT FITTING KITS

| SPARE PARTS | DESCRIPTION |
|------------------|---|
| Part No: T271080 | - U bolt kit for fitment to a 76mm high drawbar |



Trojan Jockey Wheel - 200mm x 50mm Solid Wheel & Tyre

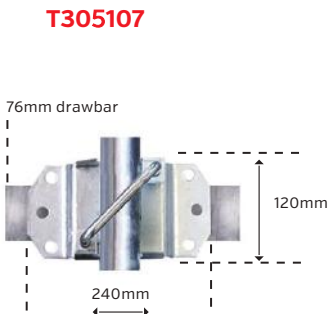
Fitted with a multi fit swivel bracket which can either be bolted to drawbar or fitted using U Bolts. Swivel bracket allows Jockey Wheel to be stored parallel to drawbar. Folding handle prevents accidental damage or injury. All components are galvanised. Galvanised steel wheel with a 200 x 50mm solid tyre and fitted with greasable roller bearings. Double lock pin for safety. Rated at a capacity of 350kg. 250mm lift.

| Part No: | Description: |
|----------|--|
| T305107 | Trojan Jockey Wheel - Solid wheel and tyre |

| SPARE PARTS | DESCRIPTION |
|------------------|-------------------------|
| Part No: T644104 | - Handle assembly |
| T644109 | - 200 x 50 Wheel & Tyre |

U BOLT FITTING KITS

| SPARE PARTS | DESCRIPTION |
|------------------|---|
| Part No: T271080 | - U bolt kit for fitment to a 76mm high drawbar |



Jockey Wheels Premium Style

Trojan Jockey Wheel - 250mm x 50mm Solid Rubber Tyre

This 250mm x 50mm solid rubber tyre is fitted to a plastic rim. Fitted with a multi fit swivel bracket which has a double lock pin for safety. All metal components are galvanised. Rated at a capacity of 350kg. 250mm lift.


| Part No: | Description: |
|----------------|---|
| T303108 | Trojan Jockey Wheel - Solid Rubber Tyre |

| SPARE PARTS | DESCRIPTION |
|------------------|-----------------------------|
| Part No: T644102 | - Handle assembly |
| T644112 | - Wheel 250 x 50 Solid Tyre |

U BOLT FITTING KITS

| SPARE PARTS | DESCRIPTION |
|------------------|--|
| Part No: T271050 | - U bolt kit for fitment to a 50mm high drawbar |
| T271080 | - U bolt kit for fitment to a 76mm high drawbar |
| T271090 | - U bolt kit for fitment to a 100mm high drawbar |

T303108



Trojan Jockey Wheel -200mm x 50mm Heavy Duty Solid Wheel & Tyre

Fitted with a multi fit swivel bracket which can either be bolted to drawbar or fitted using U Bolts. Swivel bracket allows Jockey Wheel to be stored parallel to drawbar. Folding handle prevents accidental damage or injury. All components are galvanised. 250mm x 4" heavy duty solid wheel and tyre. Double lock pin for safety. Rated at a capacity of 350kg. 250mm lift.

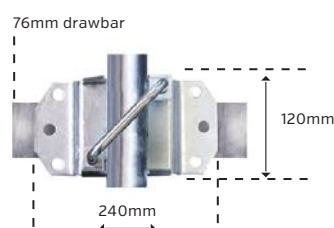
| Part No: | Description: |
|----------------|---|
| T303109 | Trojan Jockey Wheel - HD Solid wheel & tyre |

| SPARE PARTS | DESCRIPTION |
|------------------|-------------------------|
| Part No: T644104 | - Handle assembly |
| T644109 | - 200 x 50 Wheel & Tyre |

U BOLT FITTING KITS

| SPARE PARTS | DESCRIPTION |
|------------------|---|
| Part No: T271080 | - U bolt kit for fitment to 76mm high drawbar |

T303109





Jockey Wheels Premium Style

Trojan Jockey Wheel - 350mm x 4mm Pneumatic Tyre

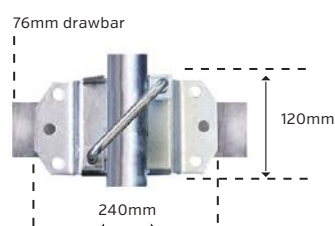
Fitted with a multi fit swivel bracket which can either be bolted to drawbar or fitted using U Bolts. Swivel bracket allows Jockey Wheel to be stored parallel to drawbar. Folding handle prevents accidental damage or injury. All components are galvanised. Galvanised steel wheel with 350 x 4" Pneumatic Tyre. Double lock pin for safety. Rated at a capacity of 350kg. 250mm lift.

| Part No: | Description: |
|----------------|--------------------------------------|
| T303115 | Trojan Jockey Wheel - Pneumatic Tyre |

| SPARE PARTS | DESCRIPTION |
|------------------------------------|-------------|
| Part No: T644104 - Handle assembly | |
| T644107 - 350 x 4 Wheel & Tyre | |

U BOLT FITTING KITS

| SPARE PARTS | DESCRIPTION |
|--|-------------|
| Part No: T271080 - U bolt kit for fitment to 76mm high drawbar | |



T303115



Trojan Ezi-Shifta Ratchet Jockey Wheel

This Trojan Ezi-Shifta Jockey Wheel is designed to move your Caravan or Trailer with minimum effort. It is easy to operate and is capable of moving up to 2 tonne on an even surface with minimum effort. It has three functions - forward, reverse & stop/lock. It is fitted with a 10" solid rubber wheel and has a load capacity of 280kgs.

| Part No: | Description: |
|----------------|--|
| T303250 | Trojan Ezi-Shifta Ratchet Jockey Wheel |

| SPARE PARTS | DESCRIPTION |
|------------------------------------|-------------|
| Part No: T644104 - Handle assembly | |

T303250



Fulton F2™ Jack

The Fulton F2 Jack with 2000 lbs (900kg) lift capacity high performance jack. Heavy duty articulating foot plate. 175mm cast iron foot plate provides superior stability. 325mm of swivel mount height adjustment.

| Part No: | Description: |
|-------------------|-----------------------------------|
| 1413230134 | Fulton F2 Jack 900kgs, wide track |

1413230134



Jockey Wheels Premium Style

Fulton F2™ Jack

1413040134

Fulton Jack 1600 lbs [725kgs] swing away, bolt on steel construction, 10" travel, 8" poly wheels. Low maintenance, designed to eliminate the need for lubrication and maintenance. Corrosion resistant coatings over internal and external components.

| Part No: | Description: |
|------------|----------------------------------|
| 1413040134 | Fulton Jockey Wheel F2 Widetrack |



Trojan Electric Jockey Wheel

T307015

The Trojan Motorized Jockey Wheel is designed to make moving your caravan, boat or heavy duty trailer in tight spots a breeze. The jockey wheel is made from high quality electrical and mechanical components and has been rigorously tested to ensure long life and reliability.

| Part No: | Description |
|----------|------------------------------|
| T307015 | Trojan Electric Jockey wheel |



Jockey Wheels - Fixed Type

Trojan Jockey Wheel - 300mm x 4mm Pneumatic Tyre

Fitted with 300 x 4 Pneumatic Tyre. Galvanised. Rated at a capacity of 180kgs.

| Part No: | Description: |
|-----------|----------------------------------|
| T864800 | Jockey Wheel |
| T86480001 | Mounting bracket to suit T864800 |

| SPARE PARTS | DESCRIPTION |
|-------------|------------------------|
| Part No: | T644107 - Wheel & tyre |

T864800

T86480001





Jockey Stands - Trojan

Trojan Jockey Stand

Flat foot. Folding handle. Galvanised finish. Pivots horizontal when not in use. Can be bolted or U-bolted to trailer frame. Two types available.

| Part No: | Capacity | Travel: | Restricted Length: |
|----------|----------|---------|--------------------|
| T303118 | 350kg | 300mm | 550mm |
| T303120 | 500kg | 260mm | 630mm |

| SPARE PARTS | DESCRIPTION |
|------------------|---|
| Part No: T271080 | U bolt kit for fitment to 76mm high drawbar |
| T644102 | Handle assembly for T303120 |
| T644104 | Handle Assembly Suit T303118 |



Trojan Jockey Stand

Flat foot. Fixed drop leg. Zinc plated finish. Fixed side wind handle. Requires welding to attach to trailer. Two stage extension. 70 x 70mm square outer body.


| Part No: | Capacity | Travel: | Restricted Length: |
|----------|----------|---------|--------------------|
| T303122 | 2200kg | 600mm | 1300mm |



Trojan Corner Jack & Handle

Corner Stand. Scissors action. Zinc plated. Bolts to trailer chassis (can be welded). Pivoting foot pad. Maximum extended height at right angles 650mm. Note: This is not to be used to lift vehicles to change wheels.

| Part No: | Description: |
|----------|--------------|
| T655502 | Corner Jack |
| T655702 | Handle |



Jockey Stands - Trojan

Trojan Electric Park Leg

12 DC volt only. Complete with three position switch & night light (pre-wired). Removable foot pad. Simple installation. 457mm travel.

| Part No: | Capacity: |
|----------------|-----------|
| T307001 | 1350kg |

| SPARE PARTS | DESCRIPTION |
|------------------|------------------|
| Part No: T307013 | Emergency handle |

T307001



Trojan Electric Park Leg


12 DC volt only. Simple quick adjust 2nd stage leg. Built in overload clutch. Does require welding to attach to trailer. Optional three position switch available. Stroke of 530mm. Extended length 1879mm. Removable foot pad.

| Part No: | Capacity: |
|----------------|-----------|
| T307007 | 3400kg |

| SPARE PARTS | DESCRIPTION |
|------------------|---------------------------------|
| Part No: T307010 | Three position switch & housing |

T307007

T307010



Jockey Stands - Bulldog

Bulldog Parkleg Square SW Top - 3600kg

Bulldog's 3600kg support capacity square jack serves the agricultural, industrial, construction, horse / livestock trailer and utility/cargo/ trailer markets. The compact design of these jacks makes them ideal for tight fitting applications where 75mm and 100mm square tube jacks are too big.

| Part No: | Description: | Rating: |
|----------------|------------------------------|---------|
| T190708 | Bulldog Parkleg square SWTop | 3600kg |

T190708





Winches Manual

Trojan Manual Winches are a high quality product especially suited for use on boat trailers but may suit many general winching requirements.

Trojan Manual Trailer Winches - Closed Top

Multi-fit base holes. Stainless steel shafts, pawls & pawl springs. Galvanised bodies & components. Wire guard fitted to drum gear. All winches except 1:1 model are dual ratio. 10:1 & 15:1 models are supplied with two handles. Winches can either be purchased loose [less wire & hook] or in a display carton [which includes wire & hook].

| Part No: | Ratio: | Max Pull: | Wire Size: |
|----------|-------------|-----------|--------------|
| TR85690 | 1:1 | 250kg | N/A |
| TR85700 | 3:1 & 1:1 | 500kg | N/A |
| TR85710 | 5:1 & 1:1 | 750kg | N/A |
| TR85720 | 10:1 & 5:1 | 1000kg | N/A |
| TR85730 | 15:1 & 10:1 | 1500kg | N/A |
| T461011 | 1:1 | 250kg | 4mm x 6mtrs |
| T461013 | 3:1 & 1:1 | 500kg | 4mm x 6mtrs |
| T461015 | 5:1 & 1:1 | 750kg | 5mm x 7mtrs |
| T461020 | 10:1 & 5:1 | 1000kg | 5mm x 7mtrs |
| T461023 | 15:1 & 10:1 | 1500kg | 6mm x 10mtrs |
| T461045 | 5:1 | 900kg | strap |
| T461050 | 10:1 | 1130kg | strap |


Service kits listed below include Pawl Handle & Spring, Pinion Gear, Brushes & Roll Pins.

SERVICE KITS

| Part No: | Ratio: | Winch Model: |
|----------|-------------|--------------|
| T800027 | Service Kit | 1-1 3-1 5-1 |
| T800028 | Service Kit | 10-1 |
| T800029 | Service Kit | 15-1 |

| SPARE PARTS | DESCRIPTION | |
|------------------|--------------|-------------|
| Part No: T800025 | Roll Pin Kit | All |
| T802255 | Pawl Handle | 1-1 3-1 5-1 |
| T802253 | Pawl Handle | 10-1 |
| T802259 | Pawl Handle | 15-1 |
| T800240 | Pawl spring | 1-1 3-1 5-1 |
| T800242 | Pawl spring | 10-1 |
| T800244 | Pawl spring | 15-1 |
| T809105 | Pinion Gear | All |
| T809107 | Bush 5/8" | All |
| T809108 | Bush 3/4" | 10-1 15-1 |
| T802212 | Handle | All |

TR85710



T461011



| SPARE PARTS | DESCRIPTION | |
|------------------|------------------|-----|
| Part No: T800255 | Handle grip | All |
| T800190 | R Clip | All |
| T800160 | Cable Clamp | All |
| T800225 | Clamp Bolt & Nut | All |



Fulton Winches

Fulton Winch F2™ 725kg

F2™ Winch, w/strap 725kgs capacity. Two piece corrosion resistant aluminum frame. One piece corrosion resistant aluminum handle. Dual gear drum operates smoothly. Left or right handed attachment. 2 position handle adjusts from 6" to 7" models available with or without 20' strap.

| Part No: | Description: | Rating: |
|-------------------|------------------|---------|
| FW16000101 | Fulton Winch F2™ | 725kg |

FW16000101



Fulton Winch F2™ 900kg

900kgs capacity: Two piece corrosion resistant aluminum frame. One piece corrosion resistant aluminum handle. Dual gear drum operates smoothly. Centre drive enclosed ratchet system. User friendly pull-turn knob to engage ratchet plunger pin. Left or right handed handle attachment. 4 position handle adjusts from 6" - 9". Includes 20' strap with hook.

| Part No: | Description: | Rating: |
|------------------|------------------|---------|
| FW2000301 | Fulton Winch F2™ | 900kg |

FW2000301



Fulton Winch F2™ Speed 1500kg

One piece corrosion resistant aluminum frame. One piece corrosion resistant aluminum handle. Dual gear drum operates smoothly. Centre drive enclosed ratchet system. User friendly pull-turn knob to engage ratchet plunger pin. Left or right handed handle attachment. 4 position handle adjusts from 6" - 9". Includes 20' strap with hook.

| Part No: | Description: | Rating: |
|-------------------|------------------|---------|
| FW32000101 | Fulton Winch F2™ | 1500kg |

FW32000101





Winch Wires & Ropes

Trojan Winch Wire Rope Hooks

| Part No: | Diam: | Type: |
|----------------|-------|---------|
| T860012 | 10mm | S/Steel |
| T860011 | 12mm | S/Steel |

T860010



Trojan Winch Wires

Made from galvanised wire and are complete with stainless steel hook.

| Part No Packaged: | Part No loose: | Dia & Length: | Capacity: | Hook: |
|-------------------|----------------|---------------|-----------|------------|
| T491030 | TR85870 | 4mm x 6mtr | 600kg | 10mm s/s |
| T491055 | TR85760 | 5mm x 7mtr | 1000kg | 10mm s/s |
| T491090 | TR85920 | 6mm x 10mtr | 1500kg | Drop forge |

T491030



Trojan Winch Ropes

No more cut hands! These winch ropes are manufactured from a high strength synthetic material. They offer very high strength and will not deteriorate or fracture like wire. Two versions offered. Black ropes are for smaller lighter boats and the Blue ropes are our premium product suitable for heavier boats. All ropes are supplied with fitted stainless steel hooks

| Part No Packaged: | Part No loose: | Colours: | Length: | Capacity: | Dia: | Hook Dia: |
|-------------------|----------------|----------|---------|-----------|------|-----------|
| T862018 | T921830 | Black | 4mtrs | 940kg | 8mm | 10mm |
| T862020 | T921850 | Black | 5mtrs | 940kg | 8mm | 10mm |
| T862029 | T921860 | Black | 6mtrs | 940kg | 8mm | 10mm |
| T862034 | T921740 | Blue | 4mtrs | 1000kg | 6mm | 10mm |
| T862035 | T921750 | Blue | 5mtrs | 1500kg | 6mm | 12mm |
| T862036 | T921760 | Blue | 6mtrs | 1500kg | 6mm | 12mm |
| T862037 | T921770 | Blue | 7mtrs | 1500kg | 6mm | 12mm |
| T862038 | T921780 | Blue | 8mtrs | 1500kg | 6mm | 12mm |
| N/A | T921781 | Blue | 9mtrs | 1500kg | 6mm | 12mm |



Rollers

Trojan Rubber Keel Rollers

Trojan offer a wide range of Rollers and Bow Blocks to suit all applications

| Part No: | Type: | Profile: | Overall Length: | Flange Dia: | Centre Dia: | Centre Length: | Bore Dia: |
|----------|-------|----------|-----------------|-------------|-------------|----------------|-----------|
| TR85160 | MK2 | A | 80mm | 90mm | 60mm | 40mm | 16mm |
| TR85170 | MK3 | A | 75m | 57mm | 40mm | 40mm | 16mm |
| TR85195 | MK10 | C | 130mm | 90mm | 60mm | 55mm | 16mm |
| TR85190 | MK5 | A | 140mm | 90mm | 60mm | 100mm | 16mm |
| TR85180 | MK4 | A | 180mm | 90mm | 60mm | 40mm | 16mm |
| TR85193 | MK8 | B | 200mm | 80mm | 60mm | 140mm | 20mm |
| T415021 | | D | 200mm | 70mm | 45mm | N/A | 16mm |



Trojan Rubber Side Rollers

Trojan offer a wide range of Rollers and Bow Blocks to suit all applications

| Part No: | Length: | Dia: | Bore Dia: |
|----------|---------|------|-----------|
| TR85220 | 100mm | 63mm | 16mm |
| TR85230 | 200mm | 63mm | 16mm |



Trojan Rubber Self Centre Rollers

Trojan offer a wide range of Rollers and Bow Blocks to suit all applications


| Part No: | Length: | Dia: | Bore Dia: |
|----------|---------|------|-----------|
| TR85240 | 290mm | 80mm | 3/4" |



Trojan Rubber Bow Snub Blocks & Rollers

Trojan offer a wide range of Rollers and Bow Blocks to suit all applications

| Part No: | Type: | Description: |
|----------|-------|---|
| TR85250 | A | V Block, 160mm long x 75mm wide, 4 bolt mount. |
| TR85260 | A | V Block, 150mm long x 45mm wide, 4 bolt mount. |
| T414005 | C | V Roller, 100mm dia x 75mm wide, 1/2" bore. |
| T415041 | B | V Block, 95mm long x 85mm wide, swivel mount. Grey. |





Rollers

Wobble Rollers

Wobble rollers are used to support the boat on the trailer and can be used with or without keel rollers. Because of their large diameter and width, they offer excellent support and rolling action. For bracket assemblies to suit

| Part No: | Colour: | Tread: | Dia: | Width: | Bore Dia: |
|----------------|---------|--------|-------|--------|-----------|
| T414032 | Blue | Ribbed | 112mm | 73mm | 26mm |
| T415101 | Grey | Ribbed | 112mm | 73mm | 26mm |

T414032



Urethane Keel Rollers - Dark Blue

These are fitted with a galvanised pipe bush.

| Part No: | Overall Length: | End Dia: | Centre Dia: | Bore Dia: |
|----------------|-----------------|----------|-------------|-----------|
| T415037 | 200mm | 71mm | 45mm | 22mm |
| T415031 | 302mm | 80mm | 55mm | 22mm |


T415037



Urethane Winch Post Rollers - Black

| Part No: | Overall Length: | End Dia: | Centre Dia: | Bore Dia: |
|----------------|-----------------|----------|-------------|-----------|
| T415033 | 116mm | 77mm | 50mm | 18mm |

T415033



Urethane Winch Post Roller End Caps - Black

These can be used with part 415033 winch post roller

| Part No: | Overall Length: | End Dia: | Centre Dia: | Bore Dia: |
|----------------|-----------------|----------|-------------|-----------|
| T415035 | 63mm | 77mm | 48mm | 18mm |

T415035



Roller Hardware

Trojan Chine Support Roller Assembly

Used for supporting the chine of smaller trailer boats. Galvanised bracket. 100mm long roller. Plate Included

T2922ASSY

| Part No: | Description: |
|------------------|--------------------------------------|
| T2922ASSY | Trojan Chine Support Roller Assembly |



Trojan Wobble Roller Bracket Assemblies

For mounting wobble rollers to trailer. Galvanised bolts. Two types available. Note: Rollers are not included [refer to page 56 for wobble roller options].

| Part No: | Description: |
|----------------|----------------------|
| T440020 | Dual Roller Assembly |
| T440030 | Quad Roller Assembly |



Wobble Roller Bracket Assembly Fittings

U-bolts & plates used for mounting wobble roller brackets to the trailer chassis. One plate and two u-bolts are required for each bracket.

| Part No: | Part No (loose / each): | Description: | Units: |
|----------------|-------------------------|------------------------------------|--------|
| T441005 | T813968 | U-bolts M10 x 43sq x 112mm | 2/pk |
| T441010 | T307800 | U-bolt plate to suit 64mm chassis | 1/pk |
| T441015 | T307900 | U-bolt plate to suit 76mm chassis | 1/pk |
| T441020 | T308000 | U-bolt plate to suit 89mm chassis | 1/pk |
| T441025 | T308100 | U-bolt plate to suit 102mm chassis | 1/pk |





Roller Assemblies

Roller Pins - Stainless Steel

These pins suit most common keel and side rollers

| Part No: | Overall Length: | Hole Centres: | Dia: |
|----------------|-----------------|---------------|------|
| TR85500 | 115mm | 100mm | 5/8" |
| TR8550S | 120mm | 105mm | 5/8" |
| TR85510 | 140mm | 120mm | 5/8" |
| TR85520 | 180mm | 155mm | 5/8" |
| TR85530 | 225mm | 215mm | 5/8" |
| TR85540 | 240mm | 225mm | 5/8" |
| TR85550 | 340mm | 325mm | 3/4" |

TR85500



Split Pins & Washers for Roller Pins - Stainless Steel

These suit 5/8 and 2/4 stainless pins

| Part No Pack: | Part No Loose: | Description: |
|------------------------|----------------|-------------------------|
| T432005 [10/pk] | TRC000001 | Split pin 1/8" x 1" S/S |
| T432010 [6/pk] | T0058SS | Washer 16mm flat S/S |
| T432015 [4/pk] | T0034SS | Washer 19mm flat S/S |



Roller U-Brackets

Used for mounting rollers to the trailer chassis. Bare metal

| Part No: | Inside Width: | To suit Roller: |
|----------------|---------------|-----------------|
| T288700 | 80mm | MK3 Keel |
| T288800 | 90mm | MK2 Keel |
| T292200 | 110mm | 100mm Side |
| T292300 | 210mm | 200mm Side |
| T293800 | 145mm | MK5 & MK10 Keel |



Roller Bushes

Used for mounting rollers to the trailer chassis.

| Part No Loose: | Part No Pack: | Description: |
|----------------|---------------|----------------------------------|
| TR85590 | 441005 [4/pk] | Bush 16mm ID, 20mm OD, 28mm long |
| TR85600 | 441010 [4/pk] | Bush 16mm ID, 20mm OD, 45mm long |
| TR85610 | N/A | Bush 19mm ID, 24mm OD, 45mm long |



Towballs

Trojan Towballs

All Tow Balls comply with NZ Standard 5232 - 1993. Note: T541024 Towball suits Trojan Load Levellers T993921 & T993925

| Part No: | Ball Dia: | Shank Dia / length: | Capacity: | Finish: |
|----------------|-----------|---------------------|-----------|---------|
| T541005 | 1 7/8" | 3/4" x 60mm | 2000kg | Chrome |
| T541024 | 1 7/8" | 7/8" x 60mm | 3500kg | Chrome |
| T541011 | 1 7/8" | 1" x 60mm | 3500kg | Zinc |
| T541025 | 50mm | 3/4" x 60mm | 2000kg | Chrome |
| T541026 | 50mm | 7/8" x 50mm | 3500kg | Chrome |
| T541028 | 50mm | 1" x 60mm | 3500kg | Zinc |
| T541036 | 2 5/16" | 1" x 55mm | 3400kg | Chrome |

T541026



Trojan Duo-Balls

Change your Towball size in seconds! Each kit contains one 1 7/8" ball and one 50mm ball.

| Part No: | Ball Dia: | Shank Dia: | Capacity: |
|----------------|---------------|------------|-----------|
| T543005 | 1 7/8" & 50mm | 3/4" | 2000kg |
| T543010 | 1 7/8" & 50mm | 1" | 3500kg |

| SPARE PARTS | DESCRIPTION |
|------------------|------------------|
| Part No: T543013 | 50mm Ball only |
| T543015 | 1 7/8" Ball only |

T543005



Towball Accesories

Trojan Chrome Towball Covers

Clips on securely. Fits 50mm & 1 7/8" Towballs

| Part No: | Description: |
|----------------|--|
| T541050 | Towball cover - each, blister packaged |
| T540085 | Towball cover - bulk (order 12 to receive display box) |

T541050



Trojan Rubber Shin Protectors

Made of soft rubber, the shin protector fits over the towbar and prevents bruised legs if walked into. Simple to fit and fits all sized towbars.

| Part No: | Description: |
|----------------|---|
| T541106 | Shin Protector - each, packaged |
| T540062 | Shin Protector - bulk (order 18 to receive display box) |

T541106






Ball Mount, Accessories & Hardware

HR Towball Mount Adjustable Heavy Duty

Pro Series Heavy Duty Adjustable Tow Ball Mount, 90mm Maximum Drop, 114mm Maximum Rise, Rated to 3,500KG

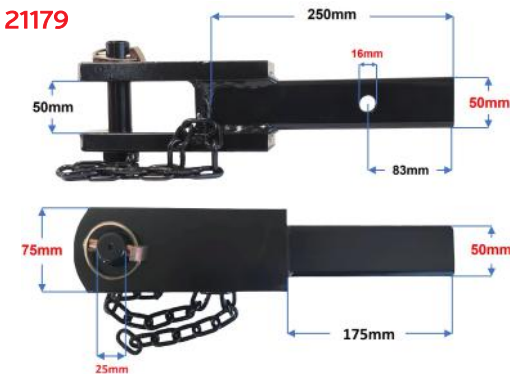
| Part No: | Description: |
|----------|-------------------------------------|
| 70207 | Towball Mount Adjustable Heavy Duty |



HR Clevis Mount

HR Clevis Mount & Pin, Rated up to 3,500KG

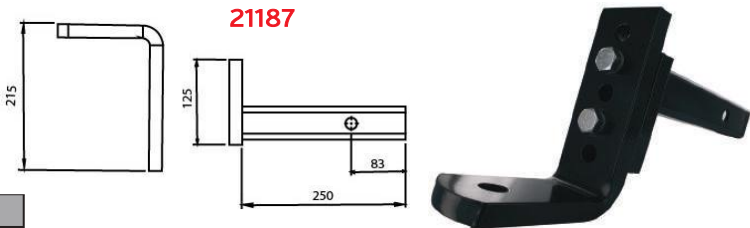
| Part No: | Description: |
|----------|--------------|
| 21179 | Clevis Mount |



HR Towball Mount Adjustable Standard

HR Adjustable Tow Ball Mount, Rated up to 1,500KG

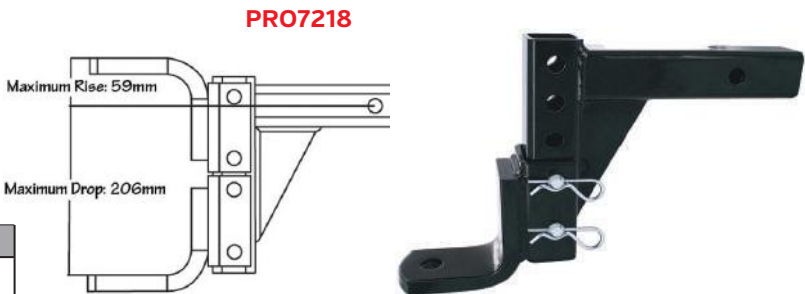
| Part No: | Description: |
|----------|-----------------------------------|
| 21187 | Towball Mount Adjustable Standard |



Pro Towball Mount Adjustable Standard QR

Pro Series Heavy Duty Adjustable Tow Ball Mount, 206mm Maximum Drop, 59mm Maximum Rise, Rated to 2,750KG

| Part No: | Description: |
|----------|--------------------------------------|
| PRO7218 | Towball Mount Adjustable Standard QR |



HR Towball Mount Standard 193mm

HR Tow Ball Mount. 98mm Drop, 166mm Shank Length Rated to 3,500KG

| Part No: | Description: |
|----------|------------------------------|
| PRO7012 | Towball Mount Standard 193mm |




Ball Mount, Accessories & Hardware

Pro Towball Mount Standard 227mm

Pro Series Tow Ball Mount. 98mm Drop, 200mm Shank Length
Rated to 3,500KG


| Part No: | Description: |
|----------|------------------------------|
| PRO7011 | Towball Mount Standard 227mm |



HR Towball Mount Standard 332mm

HR Series Tow Ball Mount. 98mm Drop, 305mm Shank Length Rated to 2,500KG

| Part No: | Description: |
|----------|------------------------------|
| 21171 | Towball Mount Standard 332mm |



Pro Towball Spanner

Multi-fit towball spanner, Fits Towball nut, snap up bracket bolt, D shackle tongue bolt and adjustable mount bolts and nuts, purchase in packs of 10.

| Part No: | Description: |
|----------|-----------------|
| PRO7005 | Towball spanner |



HR Pintle Hook Adaptor

HR Adjustable Pintle Hook Adapter. Rated up to 4,000KG

| Part No: | Description: |
|----------|---------------------|
| 21224 | Pintle Hook Adapter |



Pro Recovery Hitch

Pro Series Recovery Hitch, Rated up to 4,750KG

| Part No: | Description: |
|----------|----------------|
| PRO7223 | Recovery Hitch |






Ball Mount, Accessories & Hardware

HR Aluminum Towball Mounts


The best way to even out a load is to select the best fitting ball mount. Ball mounts vary by weight rating, shaft length and rise / drop to suit each of the applications. Also available is a T570300 Security hitch pin lock. Fits 1" shank tow ball.

| Part No: | Capacity: | Length: | Rise: | Drop: | Receiver: | Finish: |
|----------|-----------|---------|-------|-------|-----------|----------|
| T40381 | 3600kg | 9" | 1" | 2" | Suits 2" | Aluminum |
| T40382 | 3600kg | 9" | 3" | 4" | Suits 2" | Aluminum |

T40381



T40382



Hitch Pins and Hitch Locks

Protects your trailer ball mount from theft. Protective cap shields lock mechanism. Suitable for hitches from 65mm to 80mm. R Clip supplied for extra security. Quick and simple to use.

| Part No: | Description: |
|----------|-----------------------------------|
| T570300 | Stainless Steel Locking Hitch Pin |
| 55039 | Clevis Pin Non-Locking |

T570300



Fold-away Draw Bar Bracket

These Swivel brackets allow the trailer draw bar to be folded 180 degrees horizontally. Ideal for use where parking space is at a premium. These brackets are only suitable for fitment to single pole draw bars. Two types are available being weld on or bolt on. The bolt on version is zinc plated while the weld on is bare steel. These are rated at 2200kg

| Part No: | Size: | Type: |
|------------|-------|---------|
| HDPW330300 | 3"x3" | Weld on |
| HDPB330101 | 3"x3" | Bolt on |



Drop-Locks & Eye Plates

Trojan Drop Locks

Used to secure Trailer tailgate.

| Part No: | Part No (Pkgd 2/pk): | Description: |
|------------------------------|----------------------|--------------------------------------|
| T323200 | T331010 | Weld on, short, 10mm dia x 12mm long |
| T03275P | T331015 | Weld on, long, 10mm dia x 45mm long |
| T327400 | T331008 | Weld on, short, 8mm dia x 10mm long |
| T324000 | N/A | Bolt on, M10 female thread |
| T032751 | T331018 | Bolt on, M12 male thread, 25mm long |
| T032752 | T331020 | Bolt on, M12 male thread, 45mm long |
| T328500 | N/A | Bolt on, M8 male thread, 20mm long |
| T329020 & T32902R | T331025 | Screw on - Angled left & right |
| T329010 | T331030 | Screw on - straight |

T329010



T323200



Eye Plates

To be used with Droplocks to secure Trailer tailgate.

| Part No [loose]: | Part No (Pkgd 2/pk): | Description: |
|------------------|----------------------|--------------|
| T1002S0 | T331060 | 3" long |
| T100200 | T331065 | 6" long |

T100200



D-Shackles

Trojan D-Shackles - Galvanised

Not recommended for lifting purposes.

| Part No [loose]: | Part No (Pkgd): | Description: |
|------------------|-----------------|---|
| TAG4100 | T335005 | 6mm Galvanised D-Shackle, 400kg breaking strain |
| TAG4200 | T335010 | 8mm Galvanised D-Shackle, 800kg breaking strain |
| TAG4300 | T335015 | 10mm Galvanised D-Shackle, 1200kg breaking strain |
| TAG4400 | T335017 | 12mm Galvanised D-Shackle, 2400kg breaking strain |

TAG4200



Trojan D-Shackles - Stainless Steel

Great for Marine application! Made from 316 graded stainless steel. Not recommended for lifting purposes.

| Part No [loose]: | Part No (Pkgd): | Description: |
|------------------|-----------------|------------------------|
| T870008 | T375008 | 8mm S/S 316 D-Shackle |
| T870010 | T375010 | 10mm S/S 316 D-Shackle |
| T870012 | T375012 | 12mm S/S 316 D-Shackle |

T870006





D-Shackles

Trojan D-Shackles - High Tensile

T870006

To be used with safety chain. Galvanised finish.

| Part No (loose): | Part No (Pkgd): | Description: |
|------------------|-----------------|--|
| T820006 | T335018 | 10mm, suitable for Trailers up to 1500kg gross weight. |
| T820008 | T335020 | 11mm, suitable for Trailers up to 2000kg gross weight. |



Body Hardware

Trojan Lynch Pins

TAG0001

| Part No (loose): | Part No (Pkgd): | Description: |
|------------------|-----------------|--------------|
| TAG0001 | T333005 | 6mm dia |
| TAG0002 | T333010 | 8mm dia |
| TAG0004 | T333015 | 10mm dia |



Rubber Bonnet Fasteners

T530100

| Part No (loose): | Part No (Pkgd): | Description: |
|------------------|-----------------|------------------------|
| T530100 | T336070 | Small fastener, 63mm. |
| T530000 | T336075 | Large fastener, 125mm. |



Spring Bolts

| Part No (loose): | Part No (Pkgd): | Description: |
|------------------|-----------------|--------------|
| T000837 | T331090 | 12mm dia pin |
| T000863 | T331092 | 16mm dia pin |

T000837



Hinge Straps

| Part No (loose): | Part No (Pkgd): | Description: |
|------------------|-----------------|--------------------|
| THS000312 | T332005 | 3" long, 1/2" eye |
| THS000358 | N/A | 3" long, 5/8 eye |
| THS100012 | N/A | 12" long, 1/2" eye |
| THS100058 | N/A | 12" long, 5/8" eye |
| THS100018 | N/A | 18" long, 1/2" eye |

THS000312



Body Hardware

Hinge Pins

| Part No (loose): | Part No (Pkgd): | Description: |
|------------------|-----------------|-------------------|
| T104600 | T332100 | 1/2" dia, weld on |
| T1046058 | N/A | 5/8" dia, weld on |
| T101600 | T332120 | 1/2" dia, bolt on |

T104600



Trojan R Clips

| Part No: | Description: |
|----------------|---------------------------------|
| TAG0005 | 2mm dia |
| TAG0006 | 3mm dia |
| TAG0007 | 4mm dia |
| TAG0008 | 5mm dia |
| T334006 | 2x2mm dia & 2x3mm dia, Packaged |
| T334008 | 2x4mm dia & 2x5mm dia, Packaged |



Trojan Safety Chain Kits

| Part No: | Description: |
|----------------|--|
| T335108 | 1 x 8mm dia 10 link rated chain & 11mm shackle. Includes Bolt & Safety Chain Washer. 2000kg. |
| T335109 | As above but bulk pack of 10. |
| T335110 | 2 x 7mm dia 11 link rated chain & 10mm shackle. 4000kg. |



Trojan Safety Chain Fittings

| Part No: | Description: |
|----------------|----------------------------|
| T336058 | Safety chain washer & bolt |



Trojan Chain Mate

No more lost D-Shackles! Quick and simple to use. Secures safety chain to Towbar quickly. Two mounting options. Zinc plate finish.

| Part No: | Description: |
|----------------|-----------------------------|
| T336056 | Chain Mate, rated to 2000kg |





Body Hardware

Trojan Bolt Kits

Bolts required for fixing product to the Trailer Chassis. Includes bolts, nuts & washers.

| Part No: | Description: | Size: | Qty p/Pack: |
|----------------|---------------------------------|-------------------------------------|-------------|
| T337020 | For mounting Duratorques | M12 x 40mm | 4 |
| T337030 | For mounting TC30 Couplings | M10 x 40mm | 4 |
| T337040 | For mounting HTC/TC40 Couplings | M12 x 90mm [x2] M12 x 115mm [x2] | 4 |

T337020


Trojan Coupling Mounting Plate

| Part No: | Description: |
|----------------|---|
| T774550 | Mounting plate drilled for TC30 Trojan couplings. 150 x 80 x 10mm. Bare metal. |
| T574558 | Mounting plate drilled for Trojan override couplings. 220 x 80 x 10mm. Bare metal |

T774550


W.O.F & Registration Holders

| Part No (loose): | Part No (Pkgd): | Description: |
|------------------|-----------------|------------------------------|
| T825005 | T367005 | W.O.F holder, plastic |
| T825007 | T367010 | Registration holder, plastic |



Door Locks - Universal Fitting

| Part No: | Description: |
|----------------|--|
| T812170 | T handle with keyed lock. Stainless Steel with adjustable catch Plate. Mounting hole Dimensions 100mm x 85mm |
| T812173 | Flush mount with keyed lock. Black finish. Face size 80mm x 35mm |
| T812175 | Flush mount with keyed lock. Black finish. Face size 100mm x 50mm |
| T812177 | Flush mount with keyed lock. Chrome finish. Face size 80mm x 35mm |
| T812179 | Flush mount with keyed lock. Chrome plated. Face size 100mm x 50mm |



Lashing Points

Trojan Lashing Loop

Flush mounted, recessed corner deck ring. Bolt through the floor and chassis for a strong unobtrusive lashing point.

| Part No (loose): | Part No (Pkgd): | Description: |
|------------------|-----------------|--------------|
| T535083 | T332250 | Lashing Loop |



Rope Hooks

Alloy rope hooks, two sizes available

| Part No (loose): | Part No (Pkgd): | Description: |
|------------------|-----------------|--------------------|
| T873600 | T332215 | Alloy hook - small |
| T873700 | T332220 | Alloy Hook - large |





Trailer Kits

Trojan's Trailer Kits make manufacturing a trailer simpler by offering a 'one part number' kit that includes all the components you require. We have a range of both single axle and tandem axle Trailer Kits listed below. Please note, Trailer Kits don't include framing steel.

List of Trailer Kits

| Part No | Description |
|------------------|---|
| TTRK001 | Trailer Kit 1 – up to 1500kg. Single axle 13" Wheels |
| TTRK002 | Trailer Kit 2 – up to 2250kg. Tandem axle 14" Wheels |
| TTRK002SS | Trailer Kit 2 – up to 2250kg. Tandem axle 14" Wheels SS Running Gear |
| TTRK004 | Trailer Kit 4 – up to 1500kg. Single axle 14" Wheels |
| TTRK005 | Trailer Kit 5 – up to 1500kg. Tandem Rocker axle 14" Wheels |
| TTRK006 | Trailer Kit 6 – up to 2500kg. Low Ride Tandem axle 13" 195/50R13 Wheels |
| TTRK007 | Trailer Kit 7 – up to 1500kg. Single Axle Less Axle Tube 14" Wheels |
| TTRK008 | Trailer Kit 8 – Tandem axle. Non-braked. No Axle. 14" Wheels |

TTRK001 – contains:

| Part No (Loose) | Material Description | Quantity |
|-----------------|--|----------|
| T000B4PH | Plug Holder Flat Plastic | 1 |
| T822000 | Plug 7 Pin Flat Unpack (Male) | 1 |
| T122035 | Hub and Stub Kit Ford incl. Bearings and seals | 1 |
| T266150 | Spring Kit 1500kg Incl H/Ware | 1 |
| T271080 | Jockey Wheel U Bolts | 1 |
| T303105 | Jockey Wheel 6" Solid Rubber | 1 |
| T316053 | Pair of Galvanized guards | 1 |
| T335108 | Safety chain & Shackle H/T 2000kg | 1 |
| T371072 | Led Combo Light - LH | 1 |
| T371074 | Led Combo Light - RH | 1 |
| T522065 | Wheel 165x13 Tyre 8 Ply Galv | 2 |
| T992200 | Axle Tube - 50x50 - 2200mm | 1 |
| T993965 | Coupling TC30 1-7/8" | 1 |

TTRK002 – contains:

| Part No (Loose) | Material Description | Quantity |
|-----------------|--|----------|
| T000B4PH | Plug Holder Flat Plastic | 1 |
| T822000 | Plug 7 Pin Flat Unpack (Male) | 1 |
| T122035 | Hub and Stub Kit Ford incl. Bearings and seals | 1 |
| T135135 | Hub and Stub Kit 1500Kg D/B 5X41/2X1/2 | 1 |
| T202664 | Coupling Hyd Override 1 7/8 | 1 |
| T271080 | Jockey Wheel U Bolts | 1 |
| T284038 | Tandem Slipper Eye 2200 Kg | 1 |
| T303108 | Jockey Wheel 250 X 50 | 1 |
| T316058 | Guard Sq 215X1560 Tandem Galv | 1 |
| T335110 | Safety chains & Shackles Ht4T Mtm | 1 |
| T371072 | Led Combo Light - LH | 1 |
| T371074 | Led Combo Light - RH | 1 |
| T371055 | Light Led Marker Amber | 2 |
| T522085 | Wheel 185X14 Tyre Galv | 4 |
| T867600R | Copper Tubing 3/16 15M Roll | 1 |
| T873200 | Clip Chassis S/S Small 3/16" | 20 |
| T992200 | Axle Tube - 50X50 - 2200Mm | 2 |
| TPT1021 | Hose Kit - Single Axle | 1 |
| TPT1098 | Caliper Set. Hyd C/Iron | 1 |



Trailer Kits

TTRK002SS -
contains:

| Part No [Loose] | Material Description | Quantity |
|-----------------|---|----------|
| T000B4PH | Plug Holder Flat Plastic | 1 |
| T000B4U | Plug 7 Pin Flat - Male | 1 |
| T122035 | Hub and Stub Kit Ford incl. Bearings and seals | 1 |
| T136335 | Hub and Stub Kit 225 Stainless Steel Disc 5x4 1/2x1/2 | 1 |
| T202664 | Coupling Hyd Override 1 7/8" | 1 |
| T271080 | Jockey Wheel U Bolts | 1 |
| T284038 | Tandem Slipper Eye 2200 kg | 1 |
| T303108 | Jockey Wheel 250 X 50 | 1 |
| T316058 | Guard Sq 215 x 1560 Tandem Galv | 1 |
| T335110 | Safety chains & Shackles HT4T MTM | 1 |
| T371072 | Led Combo Light - LH | 1 |
| T371074 | Led Combo Light - RH | 1 |
| T371055 | Light Led Marker Amber | 2 |
| T522085 | Wheel 185 x 14 Tyre Galv | 4 |
| T867600R | Copper Tubing 3/16 15M Roll | 1 |
| T873200 | Clip Chassis S/S Small 3/16" | 20 |
| T992200 | Axle Tube - 50 x 50 - 2200mm | 2 |
| TPT10211 | Hose Kit - Single Axle S/Steel | 1 |
| TPT1298 | Caliper Set Hyd S/Steel | 1 |

TTRK004 -
contains:

| Part No [Loose] | Material Description | Quantity |
|-----------------|---|----------|
| T000B4PH | Plug Holder Flat Plastic | 1 |
| T000B4U | Plug 7 Pin Flat - Male | 1 |
| T122035 | Hub and Stub kit 5X4 1/2X1/2" 160 Hub 39S/A | 1 |
| T266150 | Spring Kit 1500kg Incl H/Ware | 1 |
| T271080 | Jockey Wheel U Bolts | 1 |
| T303105 | Jockey Wheel 6" Solid Rubber | 1 |
| T316053 | Guard Sq 215X740 Single Galv | 1 |
| T335108 | Safety chain & Shackle H/T2000kg | 1 |
| T371072 | Led Combo Light - LH | 1 |
| T371074 | Led Combo Light - RH | 1 |
| T522085 | Wheel 185X14 Tyre Galv | 2 |
| T992200 | Axle Tube - 50X50 - 2200mm | 1 |
| T993965 | Coupling TC30 1-7/8" Only Red Handle | 1 |





Trailer Kits

TTRK005 -
contains:

| Part No [Loose] | Material Description | Quantity |
|-----------------|---|----------|
| T000B4PH | Plug Holder Flat Plastic | 1 |
| T122035 | Hub and Stub Kit 5X4 1/2X1/2" 160 Hub 39S/A | 1 |
| T135135 | Hub and Stub Kit 1500Kg D/B 5X4 1/2X1/2 | 1 |
| T202664 | Coupling Hyd Override 1 7/8 | 1 |
| T271080 | Jockey Wheel U Bolts | 1 |
| T303108 | Jockey Wheel 250 X 50 | 1 |
| T316058 | Guard Sq 215X1560 Tandem Galv | 1 |
| T335110 | Safety Chains & Shackles Ht4T Mtm | 1 |
| T371071 | Led Combo Light Pack - Multi Volt | 1 |
| T371055 | Light Led Marker Amber | 2 |
| T522085 | Wheel 185X14 Tyre Galv | 4 |
| T812052 | Plate - U-Bolt - Multi-Fit | 4 |
| T813830 | U Bolt M12 X 51Sq X 130 Gd 8.8 C/W Nuts | 8 |
| T867600R | Copper Tubing 3/16 15M Roll | 1 |
| T871500 | Tandem 2.5T Unmounted Double Eye Rocker | 1 |
| T873200 | Clip Chassis S/S Small 3/16" | 20 |
| T992200 | Axle Tube - 50X50 - 2200Mm | 2 |
| TPT1021 | Hose Kit - Single Axle | 1 |
| TPT1098 | Caliper Set. Hyd C/Iron | 1 |

TTRK006 -
contains:

| Part No [Loose] | Material Description | Quantity |
|-----------------|---|----------|
| T000B4PH | Plug Holder Flat Plastic | 1 |
| T122035 | Hub and Stub Kit 5X4 1/2X1/2" 160 Hub 39S/A | 1 |
| T135135 | Hub and Stub Kit 1500Kg D/B 5x4 1/2X1/2" | 1 |
| T202664 | Coupling Hyd Override 1 7/8" | 1 |
| T271080 | Jockey Wheel U Bolts | 1 |
| T303108 | Jockey Wheel 250 x 50 | 1 |
| T316058 | Guard Sq 215X1560 Tandem Galv | 1 |
| T335110 | Safety Chains & Shackles HT4T mtm | 1 |
| T371071 | Led Combo Light Pack - Multi Volt | 1 |
| T371055 | Light Led Marker Amber | 2 |
| T522095 | Wheel 195/50X13 8PI Tyre | 4 |
| T867600R | Copper Tubing 3/16 15M Roll | 1 |
| T871500 | Tandem 2.5T Unmounted Double Eye Rocker | 1 |
| T873200 | Clip Chassis S/S Small 3/16" | 20 |
| TPT1098 | Caliper Set. Hyd C/Iron | 1 |
| TPT1021 | Hose Kit - Single Axle | 1 |
| T812052 | Plate - U-Bolt - Multi-Fit | 4 |
| T992200 | Axle Tube - 50X50 - 2200mm | 2 |
| T813830 | U Bolt M12 X 51sq X 130 Gd 8.8 C/W Nuts | 8 |



Trailer Kits

TTRK007 -
contains:

| Part No [Loose] | Material Description | Quantity |
|------------------|--|----------|
| T000B4PH | Plug Holder Flat Plastic | 1 |
| T1002S0 | Eyeplate 3 Inch | 4 |
| T104600 | Gudgeon 1/2 Weld On | 4 |
| T122035 | Hub and Stub Kit 5X4 1/2X1/2" 160Hub 39S/A | 1 |
| T266150 | Spring Kit 1500Kg Incl H/Ware | 1 |
| T303108 | Jockey Wheel 250 X 50 | 1 |
| T303105 | Jockey Wheel 6" Solid Rubber | 1 |
| T323200 | Drop Lock - Weld On | 4 |
| T335108 | Safety Chain & Shackle H/T2000Kg | 1 |
| T371071 | Led Combo Light Pack - Multi Volt | 1 |
| T522085 | Wheel 185X14 Tyre Galv | 2 |
| THS100012 | Hinge Strap 12 X 1/2 | 4 |
| T993965 | Coupling TC30 1-7/8" Only Red Handle | 1 |

TTRK008 -
contains:

| Part No [Loose] | Material Description | Quantity |
|------------------|---|----------|
| T000B4PH | Plug Holder Flat Plastic | 1 |
| T1002S0 | Eyeplate 3 Inch | 4 |
| T104600 | Gudgeon 1/2 Weld On | 4 |
| T122035 | Hub and Stub Kit 5X4 1/2X1/2" 160 Hub 39S/A | 1 |
| T284038 | Tandem Slipper Eye 2200 Kg | 1 |
| T303108 | Jockey Wheel 250 X 50 | 1 |
| T316058 | Guard Sq 215X1560 Tandem Galv | 1 |
| T323200 | Drop Lock - Weld On | 4 |
| T335108 | Safety Chain & Shackle H/T2000kg | 1 |
| T371025 | Light Led Marker Amber 12-24V | 2 |
| T993965 | Coupling TC30 1-7/8" Only Red Handle | 1 |
| T371071 | Led Combo Light Pack - Multi Volt | 1 |
| T522085 | Wheel 185X14 Tyre Galv | 4 |
| THS100012 | Hinge Strap 12 X 1/2 | 4 |





Weight Distribution & Sway Control



Trojan Load Leveller's are weight distribution hitches which fit onto the drawbar of the trailer and are connected to the vehicles tow bar by way of two parabolic springs. By adjusting the spring tension, tail sag caused by the drawbar weight on the tow bar can be all but eliminated and in doing so weight is transferred over the entire length of the tow vehicle and trailer resulting in a level ride, more control and stability and safer braking. Trojan offer two different load levellers.

Trojan Load-Leveller

This Load Leveller is suitable for fitment to caravans with a maximum nose weight of 160kg. Adjustment is achieved by tensioning the leaf springs by way chain links being slotted into the brackets fitted to the trailer draw bar. All components are electro zinc plated.

| Part No: | Description: |
|----------------|-----------------|
| T993921 | 160kg capacity. |



Trojan Load-Leveller Chain Tensioner

Allows the easy tensioning of the springs fitted to the above Load Leveller. The bar is 600mm long.

| Part No: | Description: |
|----------------|-------------------------------|
| T993930 | Load-Leveller Chain Tensioner |



Trojan Load-Leveller Heavy Duty

This Load Leveller is for fitment to larger caravans with a maximum nose weight of 240kg. Adjustment is by way of wind up spring tensioner's with graduated load markings. Features include fold away handles and quick attachment / release springs plus built in anti sway mounts. All components are heavy duty and are zinc plated.

| Part No: | Description: |
|----------------|----------------|
| T993925 | 240kg capacity |



Mirrors

Camco Blind Spot Mirrors

Convex wide angle mirrors to help eliminate blind spots. Adjustable 360° mirror rotates for different driving positions. Large mirror surface effectively increases viewing angles.

| Part No: | Description: |
|----------------|--------------|
| T255930 | Set of 2 |



Trojan Extension Towing Mirror

These mirrors offer superior quality and design. Fits most pickups, sport utilities and van mirrors. 50 x 128mm mirror. Arms adjust to fit existing mirrors. Simple to fit.

| Part No: | Description: |
|----------------|---------------------------------------|
| T539080 | Arms adjust between 140 to 230mm high |



Trojan Extension Towing Mirror

These mirrors offer superior quality and design. Fits most passenger car side mirrors. 150 x 128mm mirror. Arms adjust to fit existing mirrors

| Part No: | Description: |
|----------------|--------------------------------------|
| T539090 | Arms adjust between 90 to 180mm high |



Trojan Extension Towing Mirror - Extra Large

Easy installation. Suitable for towing caravans, campers, boats etc. Mounts onto door. Extra large stainless steel mirror head.

| Part No: | Description: |
|----------------|---------------------------|
| T539100 | Extends from 330 to 470mm |





Spare Wheel Bracket & Towing Flag

Trojan Universal Spare Wheel Mount

A universal fitting spare wheel mount bracket that will fit most trailers and wheels. Suits 4 & 5 stud wheels. Suits pitch circles from 4" to 5". Includes security lock. Fits 50 to 100mm RHS drawbars. Galvanised finish.



| Part No: | Description: |
|----------------|-------------------|
| T535080 | Spare Wheel Mount |

Trojan Over-length towing Flag

Traffic regulations require all loads that extend past the rear of a trailer by 1.2 metres or more to be indicated by a flag at least 300mm in size. Trojan have designed this Towing Flag especially for boat trailers as a tilted outboard normally exceeds the allowed overhang. Simply fit the bag over the propeller and fasten with the draw cord. For night time use, the flag is available with an LED battery light.



| Part No: | Description: |
|----------------|--|
| T576005 | Flag bag with Light (No batteries incl.) |
| T576010 | Flag bag |

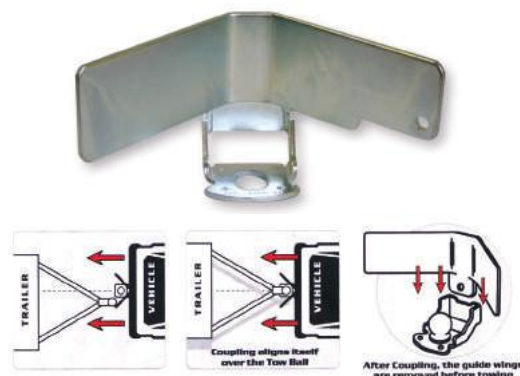


Coupling Alignment Accessory

Couple-Mate Coupling Alignment Accessory

Avoids vehicle damage. Can be fitted in minutes. Saves time on every hookup. Self aligns directly over your towball. Hooks up trailer - single handedly. Avoids arguments with your 'Co-driver'.

| Part No: | Description: |
|----------------|--------------|
| T570250 | Couple-Mate |



Bearing Protectors

Trojan Bearing Boss - Stainless Steel

Replaces grease cap and once full of grease keeps bearings lubricated. Eliminates premature bearing failure by keeping moisture out and bearings full of grease as grease is under slight pressure. Quick and easy to install! Stainless steel components. Sizes to suit most Trailers. Large grease capacity.

| Part No: | Description: |
|----------------|--|
| T178100 | Dia 45mm, suits Trojan 1500kg hubs - bra included. |
| T198000 | Dia 50mm, suits Trojan 2000kg hubs. Late. |
| T204700 | Dia 52mm, suits Trojan 2000kg hubs. Early. |
| T570028 | Bearing boss bra - pair |



RV / Caravan Levels

Trojan Bullseye Level

Mounts anywhere on or in your RV / Caravan. Round domed level reads 360° at once.

| Part No: | Description: |
|----------------|----------------|
| T309415 | Bullseye Level |





RV/ Caravan Levels

Trojan Cross Check Level

Mounts anywhere on or in your RV / Caravan. Reads two directions at once - provides front to back and side to side leveling.

| Part No: | Description: |
|----------------|--------------------------|
| T309615 | Trojan Cross Check Level |



Trojan Reflective Levels

Mounts anywhere on or in your RV / Caravan. Easily seen from a distance. Used for front to back or side to side leveling.

| Part No: | Description: |
|----------------|--------------|
| T309915 | 2/pack |



Leveling / Stabilising Accessories

Tri-Leveler

Raise your RV up to 2 - 7cm on any tyre for a more level position. Helps appliances and tanks operate more efficiently. Lightweight, durable resin has a non-slip surface. Each Tri-Leveler has a load capacity of 1500kgs


| Part No: | Description: |
|----------------|-------------------|
| T445730 | Camco Tri-Leveler |



Wheel Chock

Chocks keep your trailer in place so you can re-hitch with confidence. Solidly constructed of durable hard plastic with UV inhibitors.

| Part No: | Description: |
|----------------|--------------|
| T444720 | Camco Chock |



Super Wheel Chock

Keep your vehicle and trailer from moving. Keep your trailer in place and re-hitch with confidence. Solidly constructed of durable polypropylene with UV inhibitors. Extra large size.

| Part No: | Description: |
|----------------|------------------------|
| T444920 | Camco Super WheelChock |



Trojan Coupling Locks

Trojan Coupling Locks

Trojan Coupling Locks have a hardened steel lock and pin. Keys are supplied with each lock. These locks allow the trailer coupling to be locked while either connected or disconnected from the tow vehicle. The lock for the Trojan TC30 coupling replaces the lock pin supplied with the coupling while for Duofit Couplings there is a provision to fit it into the coupling head where it prevents the handle from being lifted.

| Part No: | Description: |
|----------------|---------------------------------|
| T550304 | Trojan TC30 - All models |
| T550303 | Trojan Duofit 2500kg non-braked |

T550304



Trojan Coupling Lock - Multi Fit

This Trojan Coupling Lock is a device which fits into the coupling ball socket preventing the trailer from being connected to the tow vehicle. It is expandable so will suit both 50mm & 1 7/8" couplings. Two keys are supplied with each lock.

| Part No: | Description: |
|----------------|--------------------------------|
| TR85120 | Trojan Multi fit coupling lock |

TR85120



Trojan Guardian Coupling Lock

This galvanized-coated security device allows the securing of both non-braked and braked couplings and is a visual deterrent to help avoid theft. It comes complete with a good quality lock and is easy to use.

| Part No: | Description: |
|----------------|-------------------------------|
| T550308 | Trojan guardian coupling lock |

T550308





Wheel Clamps

Trojan Defender Plus Wheel Clamp

Developed especially for use on all types of trailers, the Trojan Defender Plus Wheel Clamp offers maximum security against theft. Not only is the clamp a visible deterrent to would-be thieves, it will actually immobilize the trailer if any attempt to tow it is made.

This clamp offers the following features:

- Robust construction
- Wheel cover preventing removal of wheel nuts
- Clamps securely to wheel by way of winding adjustment
- Tamper proof lock
- Fits 13" to 16" wheels up to 235mm wide
- Immobilizing spikes fitted which puncture the tyre if attempted to be towed

T522000



| Part No: | Description: |
|----------------|----------------------------------|
| T522000 | Trojan Defender Plus Wheel Clamp |

Trojan Defender Wheel Clamps

The Trojan Defender Wheel Clamp is quick and simple to fit, has a zinc and powder-coated finish and is fitted with a high quality lock. It also includes a disc which helps to cover the wheel nuts adding a further deterrent from theft. It has been designed to fit most 13" to 15" wheels.

T522101



| Part No: | Suits Tyre Width: |
|----------------|-------------------|
| T522101 | 165 - 195mm |
| T522102 | 195 - 235mm |



Clearance & Marker Lights

Trojan LED Marker Light - Multi Volt

| Part No: | Description: |
|----------------|---|
| T249000 | Amber, 70 x 37mm - 0.2mtr cable |
| T371023 | Red / Amber, 55 x 35mm - pre wired 7mtr cable |
| T371025 | Amber, 55 x 35mm - pre wired 7mtr cable |



Trojan LED Marker Lights - Multi Volt

| Part No: | Description: |
|----------------|--|
| T371011 | Red, 65 x 27mm rectangular - 0.2mtr cable |
| T371013 | Amber, 65 x 27mm rectangular. - 0.2mtr Cable |



Trojan LED Marker Light - Multi Volt

With 7.5mtr wire

| Part No: | Description: |
|----------------|-------------------------------|
| T371055 | Amber, 110 x 50mm rectangular |
| T371027 | White, 110 x 50mm rectangular |



Trojan Marker Light - 12V

| Part No: | Description: |
|----------------|-------------------|
| T860530 | Amber, 80mm round |



Trojan LED Marker Light - 12V

| Part No: | Description: |
|----------------|-------------------------------------|
| T371021 | Red / Amber, 69 x 75mm. Rubber body |





Combination Tail Lights

Trojan offer a wide range of lights in both Trojan, Hella and Narva brands. If the light you require is not listed we can obtain against a firm order. All lights are complete with bulbs.

Trojan Combination Tail Light - 12V

Lights include Stop, Tail, Blinker, Number Plate & Reflector



| Part No: | Description: |
|----------------|-----------------------------|
| T860400 | 100mm square no reflector |
| T86030B | 100mm square with reflector |

Trojan Combination Tail Light Kit - 12V

Lights include Stop, Tail, Blinker, Number Plate & Reflector

| Part No: | Description: |
|----------------|--------------------------------|
| T371015 | Trojan combination Tail lights |



Trojan LED Combination Tail Light 12V

Lights include Stop, Tail, Blinker, Number Plate & Reflector

| Part No: | Description: |
|----------------|-------------------------------|
| T371033 | 102mm square, left hand side |
| T371035 | 102mm square, right hand side |



Trojan LED Combination Tail Light - Multi Volt

Lights include Stop, Tail, Blinker, reverse & Reflector

| Part No: | Description: |
|----------------|------------------------|
| T371029 | 275 x 100mm Retangular |



Submersible Lights

Trojan LED Submersible Combination Lights - Multi volt

Lights include Tail, Stop, Blinker, Number Plate & Reflector. The number plate light is "Two Way" allowing the plate to be mounted either below or beside the light itself. These lights are prewired with 9 meters of wire. The base of these lights are "multi fit" allowing easy replacement of other common brands. Lenses are made from high impact Polycarbonate and are UV stabilised. These lights are ADR compliant and come with a full 3 year warranty.

Dimensions are: L: 182mm H: 85mm D: 36mm

| Part No: | Description: |
|----------|--|
| T371071 | Display Pack including 1 x Left Hand Light, 1 x Right Hand Light & 1 x 7 Pin Flat Plug |
| T371072 | Left Hand Light |
| T371074 | Right Hand Light |

ACCESSORIES

| SPARE PARTS | DESCRIPTION |
|------------------|--|
| Part No: T535081 | Licence plate mount - Allows flexible mounting of the licence plate below the tail light. It is ideal when used with the Trojan LED Light. |



Number Plate Lights

Trojan LED Number Plate Light - Multi Volt

| Part No: | Description: |
|----------|------------------------|
| T371031 | 120 x 40mm rectangular |





Reflectors

Trojan Reflectors

| Part No: | Description: |
|----------------|----------------------------------|
| T370053 | Red Bolt On, 96 x 38mm |
| T370057 | White Bolt On, 96 x 38mm |
| T370059 | Amber Bolt On, 96 x 38mm |
| WR101R | Red Stick On, 100 x 50 x 6.5mm |
| WR101C | White Stick On, 100 x 50 x 6.5mm |
| WR101A | Amber Stick On, 100 x 50 x 6.5mm |



Light Boards

Trojan Combination Light Boards - 12V

Light boards include two Combination Tail Lights, two Reflectors, 6mtrs of Cable & one 7 Pin Flat Plug. Three sizes available.

| Part No: | Description: |
|----------------|-------------------|
| T822060 | 1.2mtr long board |
| T822062 | 1.5mtr long board |
| T822064 | 1.8mtr long board |



Plugs, Cables & Accessories

Trojan 7 Pin Flat Trailer Connectors

For connecting the Trailer Lights to the Tow Vehicle.

| Part No [Loose]: | Part No [Pkgd]: | Description: |
|------------------|-----------------|--------------------------------------|
| T822000 | T362060 | 7 Pin Flat Male Plug |
| 362065 | T362065 | 7 Pin Flat Female Socket |
| T409040 | N/A | 7 Pin Flat Male Plug - Screw end |
| T409050 | N/A | 7 Pin Flat Female Socket - Screw end |
| T82141SC | N/A | 7 Pin flat Screw on |



Plugs, Cables & Accessories

Trojan 7 Pin Round Trailer Connectors

For connecting the Trailer Lights to the Tow Vehicle

| Part No [Loose]: | Part No [Pkgd]: | Description: |
|------------------|-----------------|---------------------------|
| T821810 | T362070 | 7 Pin Round Male Plug |
| T820520 | T362075 | 7 Pin Round Female Socket |



Trojan 7 Pin Jumper Cables

Allows 7 different pin plug combinations to be used


| Part No [Loose]: | Part No [Pkgd]: | Description: |
|------------------|-----------------|--|
| T822350 | T362083 | 7 Pin Round on Tow Vehicle / 7 Pin Flat on Trailer |
| T822450 | T362080 | 7 Pin Flat on Tow Vehicle / 7 Pin Round on Trailer |



Plug Holders

For storing your 7 Pin Trailer Plug when not in use.

| Part No [Loose]: | Description: |
|------------------|--|
| T000B4PH | Plug Holder suits 7 Pin Flat Plug |
| T362085 | Plug Holder suits 7 Pin Flat Plug (packaged) |



Trojan Wiring Cable

For connecting the Trailer Lights to the Tow Vehicle.

| Part No [Loose]: | Description: |
|------------------|---|
| T832100 | 5 Core, 2.5mm, 5amp - 100mtr roll |
| T832010 | 5 Core, 3mm, 10amp - 10mtr roll |
| T5813100B | Single core, 3mm, 10amp - 100mtr roll - Black |
| T5823100T | Twin core, 3mm - 100mtr roll - Red & Black |
| T5872100T | Seven core, 2.5mm, 5amp - 100mtr roll |





Plugs, Cables & Accessories

Cable Clamps & Connectors

For connecting the Trailer Lights to the Tow Vehicle.

| Part No [Loose]: | Description: |
|------------------|--|
| T873000 | P Clips 8mm, suits 5 core cable, UV resistant black nylon - 100/pk |
| T873300 | Chassis cable clamp, suits 5 core cable, stainless steel. |
| T361110 | Chassis cable clamp, suits 5 core cable, stainless steel - 6/pk |
| T561600 | Quick crimp cable connectors - 50/pk |
| T56160BK | Quick crimp cable connectors - 100/pk |



RV, Caravan & Boat Lighting

Trojan LED Puck Lights

Highly polished 304 stainless steel with clear PC lens. Lens is specially designed to vastly distribute light illuminated from white LED's. Circuit board completely sealed in epoxy to resist water, corrosion and vibration. Super bright LED's of 0.5W or P4 types are used for designated brightness. Rated at 12V and operative at 13.8V. Ideal for RV, Boat and Cabin etc. Super long life span of LEDs up to 50,000hours.

| Part No: | Description: | Amps Draw: |
|----------------|--------------|------------|
| T372017 | 78mm Dia | 160mA |



Trojan Low Profile LED Down Light

Low Profile LED Down light is particularly suitable to more applications where the depth of cut-out hole is limited. Highly polished 304 stainless steel, down light with clear PC lens. Lens is specially designed to distribute light illuminated from white LED's. Circuit board completely sealed in epoxy to resist water, corrosion and vibration. 18 LED's is the approximately equivalent brightness of a 7 watt halogen bulb at a rated 12V. Rated at 12V and is operative at 13.8V. Super long lifespan up to 100,000 hours.

| Part No: | Description: | Amps Draw: |
|----------------|--------------|------------|
| T372005 | 65mm Dia | 120mA |



RV, Caravan & Boat Lighting

Trojan LED Cabin Light

White Plastic housing accommodated with switch is convenient and great for cockpit or interior use. Clear PC lens is specially designed to vastly distribute light vastly illuminated from white LED's. Circuit board completely sealed in epoxy to resist water, corrosion and vibration. Available in white and white/red Nav. combination. 18 LED's is approx. equivalent to the brightness of a 7 watt halogen bulb at 12V. Rated at 12V and operative at 13.8V. Super long life span up to 100,000 hours.

| Part No: | Description: | Amps Draw: |
|----------------|------------------------------|------------|
| T372015 | White LED's, 103mm dia | 120mA |
| T372013 | White & Red LED's, 103mm dia | 80/60mA |



Trojan LED Interior or Cabin Lights

Highly polished 304 stainless steel, or white powder coated aluminum dome light, with clear PC lens. Lens is specially designed to vastly distribute light illuminated from white LED's. Circuit board completely sealed in epoxy to resist water, corrosion and vibration. 18 LEDs is approximately equivalent to brightness of a 7 watt halogen bulb at 12V. Rated at 12V and operative at 13.8V.

| Part No: | Description: | Amps Draw: |
|----------------|-------------------------------------|------------|
| T372009 | White surround, 140mm dia | 120mA |
| T372011 | Stainless steel surround, 140mm dia | 120mA |



Trojan Compartment Light

Opal PC lens and PC housing, 21mm thru wall mounting. This submersible light is great for livewells, lockers or compartments. Circuit board completely sealed in epoxy to resist water, corrosion and vibration. Rated 12V designed at 13.8V. Super long life span up to 100,000hours.

| Part No: | Description: | Amps Draw: |
|----------------|--------------|------------|
| T372021 | 32mm dia | 20mA |



Trojan LED Rail Lights 12V

This series of lights feature rotating frame to adjust light direction to where needed. Superbright LEDs output sufficient illumination to a desired area, optional Red/White LED configurations. Frosted plastic lens and white painted alum extrusion frame. Three sizes available

| Part No: | Description: | Amps Draw: |
|----------------|--------------|------------|
| T372101 | 150mm long | 80mA |
| T372103 | 300mm long | 160mA |
| T372105 | 450mm long | 240mA |





Notes

Lined area for notes, consisting of multiple horizontal lines.







Trojan Bearing Specs

| TPT1082 | EARLY | 1000KG | | SEAL KITS | Trojan Bearing # |
|-------------|---------|--------------|-------|--|------------------|
| CUP | L44610 | 50MM "OD" | INNER | NOTE: SEAL ATTACHED TO INNER BEARING | T502185 |
| CONE & SEAL | L44600 | 25.4MM "ID" | | | TL44600 |
| CUP | LM11910 | 45MM "OD" | OUTER | | T502186 |
| CONE | LM11940 | 19MM "ID" | | | T502188 |
| TPT1009 | CURRENT | 1000KG | | | |
| CUP | L44610 | 50MM "OD" | INNER | TPT1012 | T502185 |
| CONE | L44642 | 25.4MM "ID" | | | T502187 |
| CUP | LM11910 | 45MM "OD" | OUTER | | T502186 |
| CONE | LM11949 | 19MM "ID" | | | T502188 |
| TPT1083 | EARLY | 1500KG | | | |
| CUP | L67010 | 59MM "OD" | INNER | NOTE: SEAL ATTACHED TO INNER BEARING | TL67000 |
| CONE & SEAL | L67000 | 32MM "ID" | | | |
| CUP | LM11910 | 45MM "OD" | OUTER | | T502186 |
| CONE | LM11949 | 19MM "ID" | | | T502188 |
| TPT1184 | CURRENT | 1500KG | | | |
| CUP | LM67010 | 59MM "OD" | INNER | TPT1013 | T502189 |
| CONE | LM67048 | 32MM "ID" | | | T502190 |
| CUP | LM11910 | 45MM "OD" | OUTER | | T502186 |
| CONE | LM11949 | 19MM "ID" | | | T502188 |
| TPT1186 | CURRENT | 1750KG | | | |
| CUP | L68110 | 59MM "OD" | INNER | TPT10135 | TL68110 |
| CONE | L68149 | 35MM "ID" | | | TL68149 |
| CUP | LM12710 | 45MM "OD" | OUTER | | TLM12710 |
| CONE | LM12749 | 22MM "ID" | | | TLM12749 |
| TPT1011 | EARLY | 2000KG | | | |
| CUP | LM48510 | 65MM "OD" | INNER | TPT1014 | T502191 |
| CONE | LM48548 | 35MM "ID" | | | T502192 |
| CUP | LM11910 | 45MM "OD" | OUTER | | T502186 |
| CONE | LM11949 | 19MM "ID" | | | T502188 |
| TPT1129 | CURRENT | 2000KG | | | |
| CUP | LM48510 | 65MM "OD" | INNER | TPT1014 | T502191 |
| CONE | LM48548 | 35MM "ID" | | | T502192 |
| CUP | L44610 | 50MM "OD" | OUTER | | T502185 |
| CONE | L44649 | 26.98MM "ID" | | | T502184 |



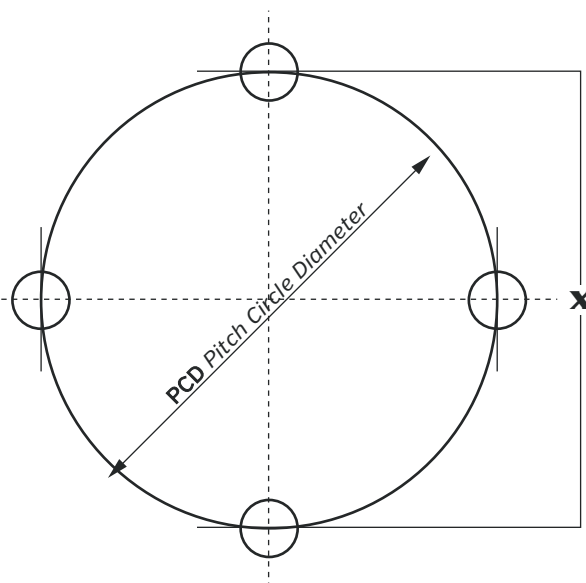
Methods of Calculating Wheel Pitch Circle Diameter

Method of Calculating: 4-stud PCD

To measure PCD on a 4-Stud Wheel: Measure from the center of one stud to the opposite stud.

NB: Correct drill size for TROJAN Studs [splines diameter] is 17/32" or 13.75mm

| 4-Stud PCD | | | |
|----------------|-----------|--------|---|
| "X" in Inches: | "X" in MM | PCD: | Common Wheels: |
| 3.930" | 100.000mm | 100mm | BMW / Honda / Holden / Gemini |
| 4.000" | 101.600mm | 4" | Mini |
| 4.250" | 108.000mm | 4 1/4" | Escort / Cortina |
| 4.330" | 110.000mm | 110mm | Daihatsu Charade / RX Series Mazda |
| 4.500" | 114.300mm | 4 1/2" | Most Japanese / Triumph 2000 / Morris 1100 - 1300 |

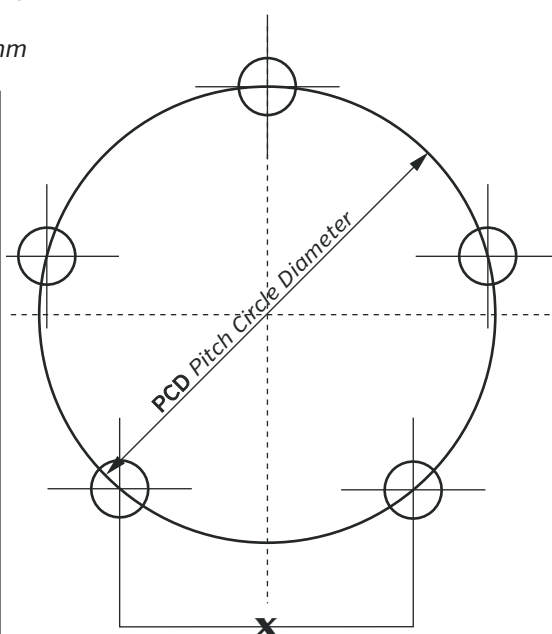


Method of Calculating: 5-stud PCD

To measure PCD on a 5-Stud Wheel: Measure from the centre of one stud to the centre of the next stud. Then calculate PCD using the chart below.

NB: Correct drill size for TROJAN Studs [splines dia] is 17/32" or 13.75mm

| 5-Stud PCD | | | |
|----------------|-----------|--------|-------------------------------|
| "X" in Inches: | "X" in MM | PCD: | Common Wheels: |
| 2.351" | 59.715mm | 4" | AP5, AP6 Valliant |
| 2.498" | 63.449mm | 4 1/4" | Pre-HQ Holden & Torana |
| 2.645" | 67.183mm | 4 1/2" | Zephyr / VJ Valliant / Falcon |
| 2.792" | 70.916mm | 4 3/4" | HQ Holden / XJ6 Jaguar |
| 2.939" | 74.650mm | 5" | 58PA Vauxhall/Delta |
| 3.233" | 82.118mm | 5 1/2" | Bronco |
| 3.527" | 89.586mm | 6" | |
| 3.820" | 94.028mm | 6 1/2" | Landrover |
| 2.314" | 58.779mm | 100mm | Camry |
| 2.499" | 63.481mm | 108mm | |
| 2.591" | 65.832mm | 112mm | Mercedes |
| 2.777" | 70.535mm | 120mm | BMW / 6&8 Cyl Commodore |
| 3.008" | 76.413mm | 130mm | |
| 3.240" | 82.290mm | 140mm | |
| 3.703" | 94.046mm | 160mm | Ford Transit |





Hub & Stubs Kits & Spares

Non Braked

| Type: | Kit: | H&S Kits: | Stud Pattern: | Flange: | Stub Axle: | Hub: |
|----------------------|---------|-----------|---------------|---------|------------|---------|
| 1500kg standard | T082005 | T122005 | Blank | 155mm | T995020 | T600009 |
| 1500kg standard | T082008 | T122008 | 4x100x7/16" | 155mm | T995020 | T600011 |
| 1500kg standard | T082010 | T122010 | 4x4x7/16" | 140mm | T995020 | T600001 |
| 1500kg standard | N/A | T122011 | 4x4x7/16" | 140mm | T995022 | T600001 |
| 1500kg standard | T082015 | T122015 | 4x4 1/4x7/16" | 155mm | T995020 | T600002 |
| 1500kg standard | T082018 | T122018 | 4x110x7/16" | 155mm | T995020 | T600012 |
| 1500kg standard | T082020 | T122020 | 4x4 1/2x7/16" | 155mm | T995020 | T600003 |
| 1500kg standard | T082025 | T122025 | 5x4 1/2x7/16" | 155mm | T995020 | T600004 |
| 1500kg standard | T082035 | T122035 | 5x4 1/2x1/2" | 155mm | T995020 | T600006 |
| 1500kg standard | T082040 | T122040 | 5x120x7/16" | 155mm | T995020 | T600008 |
| 1500kg standard | T082045 | T122045 | 5x5x7/16" | 155mm | T995020 | T600005 |
| 1500kg standard | T084055 | N/A | 6x5 1/2x7/16" | 190mm | T995020 | T995055 |
| 1500kg bolt on rotor | T082105 | T123105 | Blank | 155mm | T993484 | T610105 |
| 1500kg bolt on rotor | T082125 | T123125 | 5x4 1/4x7/16" | N/A | T993484 | T610125 |
| 1500kg bolt on rotor | T082135 | T123135 | 5x4 1/2x7/16" | N/A | T993484 | T610135 |
| 1500kg bolt on rotor | T082140 | T123140 | 5x120x7/16" | N/A | T993484 | T610140 |
| 1750kg standard | T082036 | T122036 | 5x41/2x1/2" | 155mm | T995028 | T660006 |
| 1750kg bolt on rotor | N/A | T143135 | 5x41/2x1/2" | 155mm | T993488 | T610136 |
| 2000kg bolt on rotor | T083135 | T124135 | 5x4 1/2x1/2" | N/A | T994297 | T630135 |
| 2000kg bolt on rotor | T083140 | T124140 | 5x120x7/16" | N/A | T994297 | T630140 |
| 2000kg bolt on rotor | T083155 | T124155 | 6x5 1/2x1/2" | N/A | T994297 | T630155 |
| 3000kg Bolt on rotor | T084555 | N/A | 6x5 1/2x1/2" | N/A | T699235 | T699232 |

Braked

| Type: | Kit: | H&S Kits: | Stud Pattern: | Flange: | Stub Axle: | Hub: |
|--------------------------|---------|-----------|---------------|---------|------------|---------|
| 1500kg integral | T035105 | T135105 | Blank | 155mm | T993484 | T600105 |
| 1500kg integral | T035115 | T135115 | 4x4 1/4x7/16" | 155mm | T993484 | T600115 |
| 1500kg integral | T035120 | T135120 | 4x4 1/2x1/2" | 155mm | T993484 | T600120 |
| 1500kg integral | T035125 | T135125 | 5x41/4x7/416 | 155mm | T993484 | T600125 |
| 1500kg integral | T035135 | T135135 | 5x41/2x1/2" | 155mm | T993484 | T600135 |
| 1500kg integral | T035140 | T135140 | 5x120x7/16" | 155mm | T993484 | T600140 |
| 1500kg bolt on cast iron | T036125 | T136125 | 5x41/4x7/416 | 155mm | T993484 | T611025 |
| 1500kg bolt on cast iron | T036135 | T136135 | 5x41/2x1/2" | 155mm | T993484 | T611035 |
| 1500kg bolt on cast iron | T036140 | T136140 | 5x120x7/16" | 155mm | T993484 | T611040 |
| 1500kg bolt on stainless | T036335 | T136335 | 5x41/2x1/2" | 155mm | T993484 | T612035 |
| 1500kg bolt on stainless | T036340 | T136340 | 5x120x7/16" | 155mm | T993484 | T612040 |
| 1750kg one piece | T085135 | T145135 | 5x41/2x1/2" | 155mm | T993488 | T600136 |
| 1750kg bolt on cast iron | T086135 | T146135 | 5x41/2x1/2" | 155mm | T993488 | T611036 |
| 1750kg top hat style | T039140 | T139140 | 5x120x7/16" | top hat | T993489 | T660140 |
| 1750kg top hat style | T039135 | T139140 | 5x41/2x1/2" | tophat | T993489 | T660135 |
| 2000kg integral | T037105 | T137105 | Blank | 220mm | T994297 | T630009 |



Hub & Stubs Kits & Spares

| Rotor Kit: | Wheelnut [5] | Bearing | Grease Cap: | Wheel studs and nuts: | Seal Kits: | Axle Nut Kit: |
|------------|--------------|----------|-------------|--------------------------------|------------|---|
| N/A | | TPT1184 | TPT1007 | TPT10055 | TPT10131 | TPT1008 |
| N/A | TPT1001 | TPT1184 | TPT1007 | TPT10055 | TPT10131 | TPT1008 |
| N/A | TPT1001 | TPT1184 | TPT1007 | TPT10055 | TPT10131 | TPT1008 |
| N/A | TPT1001 | TPT1184 | TPT1007 | TPT10055 | TPT10131 | TPT1008 |
| N/A | TPT1001 | TPT1184 | TPT1007 | TPT10055 | TPT10131 | TPT1008 |
| N/A | TPT1001 | TPT1184 | TPT1007 | TPT10055 | TPT10131 | TPT1008 |
| N/A | TPT1001 | TPT1184 | TPT1007 | TPT10055 | TPT10131 | TPT1008 |
| N/A | TPT1001 | TPT1184 | TPT1007 | TPT10055 | TPT10131 | TPT1008 |
| N/A | TPT1002 | TPT1184 | TPT1007 | TPT10065 | TPT10131 | TPT1008 |
| N/A | TPT1001 | TPT1184 | TPT1007 | TPT10055 | TPT10131 | TPT1008 |
| N/A | TPT1001 | TPT1184 | TPT1007 | TPT10055 | TPT10131 | TPT1008 |
| N/A | TPT1002 | TPT1184 | TPT1007 | TPT10065 | TPT10131 | TPT1008 |
| N/A | N/A | TPT1184 | TPT1007 | TPT10055 | TPT10131 | TPT1008 |
| N/A | TPT1001 | TPT1184 | TPT1007 | TPT10055 | TPT10131 | TPT1008 |
| N/A | TPT1002 | TPT1184 | TPT1007 | TPT10065 | TPT10131 | TPT1008 |
| N/A | TPT1001 | TPT1184 | TPT1007 | TPT10055 | TPT10131 | TPT1008 |
| N/A | TPT1002 | TPT1186 | TPT1007 | TPT10065 | TPT10135 | TPT1008 |
| N/A | TPT1002 | TPT1186 | TPT1007 | TPT10065 | TPT10135 | TPT1008 |
| N/A | TPT1002 | TPT1129 | TPT1140 | TPT10065 | TPT10141 | TPT10081 |
| N/A | TPT1001 | TPT1129 | TPT1140 | TPT10055 | TPT10141 | TPT10081 |
| N/A | TPT1002 | TPT1129 | TPT1140 | TPT10065 | TPT10141 | TPT10081 |
| N/A | TPT1002 | TPT10127 | T699243 | T699253 Studs, T994000 Nuts | T699241 | T699247 Nut, T699249 Washer, T699251 Lock Washer |

| Rotor Kit: | Wheelnut [5] | Bearing | Grease Cap: | Wheel studs and nuts: | Seal Kits: | Axle Nut Kit: |
|------------|--------------|---------|-------------|-----------------------|------------|---------------|
| N/A | N/A | TPT1184 | TPT1007 | TPT10055 | TPT10131 | TPT1008 |
| N/A | TPT1001 | TPT1184 | TPT1007 | TPT10055 | TPT10131 | TPT1008 |
| N/A | TPT1001 | TPT1184 | TPT1007 | TPT10055 | TPT10131 | TPT1008 |
| N/A | TPT1001 | TPT1184 | TPT1007 | TPT10055 | TPT10131 | TPT1008 |
| N/A | TPT1002 | TPT1184 | TPT1007 | TPT10065 | TPT10131 | TPT1008 |
| N/A | TPT1001 | TPT1184 | TPT1007 | TPT10055 | TPT10131 | TPT1008 |
| TPT3110 | TPT1001 | TPT1184 | TPT1007 | TPT10055 | TPT10131 | TPT1008 |
| TPT3110 | TPT1002 | TPT1184 | TPT1007 | TPT10065 | TPT10131 | TPT1008 |
| TPT3110 | TPT1001 | TPT1184 | TPT1007 | TPT10055 | TPT10131 | TPT1008 |
| TPT3111 | TPT1001 | TPT1184 | TPT1007 | TPT10055 | TPT10131 | TPT1008 |
| TPT3111 | TPT1002 | TPT1184 | TPT1007 | TPT10065 | TPT10131 | TPT1008 |
| N/A | TPT1002 | TPT1186 | TPT1007 | TPT10065 | TPT10135 | TPT1008 |
| TPT3110 | TPT1002 | TPT1186 | TPT1007 | TPT10065 | TPT10135 | TPT1008 |
| N/A | TPT1001 | TPT1186 | TPT1007 | TPT10055 | TPT10135 | TPT1008 |
| N/A | TPT1002 | TPT1186 | TPT1007 | TPT10065 | TPT10135 | TPT1008 |
| N/A | N/A | TPT1129 | TPT1140 | TPT10055 | TPT10141 | TPT10081 |





Hub & Stubs Kits & Spares Continued

Braked Continued

| STANDARD | Kit: | H&S Kits: | Stud Pattern: | Flange: | S/Axle: | Hub: |
|--------------------------|----------------|----------------|---------------|---------|----------------|----------------|
| 2000kg integral | T037135 | T137135 | 5x41/2x1/2" | 220mm | T994297 | T630035 |
| 2000kg integral | T037155 | T137155 | 6x51/2x1/2" | 220mm | T994297 | T630055 |
| 2000kg bolt on cast iron | T038135 | T138135 | 5x41/2x1/2" | 190mm | T994297 | T631035 |
| 2000kg bolt on cast iron | T038140 | T138140 | 5x120x7/16" | 190mm | T994297 | T631040 |
| 2000kg bolt on cast iron | N/A | T138136 | 5x41/2x1/2" | 190mm | T994298 | T631035 |
| 2000kg bolt on cast iron | T038155 | T138155 | 6x51/2x1/2" | 190mm | T994297 | T631055 |
| 2000kg bolt on stainless | T038335 | T138335 | 6x51/2x1/2" | 190mm | T994297 | T632035 |
| 2000kg bolt on stainless | T038355 | T138355 | 6x51/2x1/2" | 190mm | T994297 | T632055 |
| 3000kg standard | T084555 | N/A | 6x51/2x1/2" | 185mm | T699237 | T699232 |

| HYDRAULIC DRUM BRAKED | Kit | H&S Kits | Stud Pattern | Stub Axle | Hub/Drums | Wheelnut (5) | Bearing |
|-----------------------|----------------|----------------|--------------|----------------|----------------|----------------|----------------|
| 1250kg | T096035 | T132035 | 5x41/2x1/2" | T593664 | T995435 | TPT1002 | TPT1184 |
| 1250kg | T096040 | T132040 | 5x120x7/16" | T593664 | T995440 | TPT1001 | TPT1184 |

| ELECTRIC DRUM BRAKED | Kit | H&S Kits | Stud Pattern | Stub Axle | Hub/Drums | Wheelnut (5) | Bearing |
|----------------------|----------------|----------------|--------------|----------------|----------------|----------------|----------------|
| 1500kg | T095035 | T134035 | 5x41/2x1/2" | T993465 | T995535 | TPT1002 | TPT1184 |
| 1500kg | T095055 | T134055 | 6x51/2x1/2" | T993465 | T995555 | TPT1002 | TPT1184 |
| 1750kg | T095135 | T134135 | 5x41/2x1/2" | T993485 | T997435 | TPT1002 | TPT1186 |
| 1750kg | T095155 | T134155 | 6x51/2x1/2" | T993485 | T997455 | TPT1002 | TPT1186 |

| ELECTRIC DRUM BRAKED | Kit | H&S Kits | Stud Pattern | Stub Axle | Hub/Drums | Wheelnut (5) | Bearing | Grease cap |
|----------------------|------------------|----------|--------------|----------------|----------------|----------------|----------------|----------------|
| 2000kg | T096555RH | N/A | 6x51/2x1/2" | T699237 | T796555 | TPT1002 | T688248 | T801755 |
| 2000kg | T096555LH | N/A | 6x51/2x1/2" | T699237 | T796555 | TPT1002 | T688248 | T801755 |



Hub & Stubs Kits & Spares Continued

Braked Continued

| Rotor Kit: | Wheelnut [5] | Bearing | Grease Cap: | Wheel studs & nuts: | Seal Kits: | Axle Nut Kit: | Rotor & Caliper kits 3000kg |
|------------|--------------|----------|-------------|-------------------------------|------------|---|-------------------------------|
| N/A | TPT1002 | TPT1129 | TPT1140 | TPT10065 | TPT10141 | TPT10081 | |
| N/A | TPT1002 | TPT1129 | TPT1140 | TPT10065 | TPT10141 | TPT10081 | |
| TPT3112 | TPT1002 | TPT1129 | TPT1140 | TPT10065 | TPT10141 | TPT10081 | |
| TPT3112 | TPT1002 | TPT1129 | TPT1140 | TPT10065 | TPT10141 | TPT10081 | |
| TPT3112 | TPT1002 | TPT1129 | TPT1140 | TPT10065 | TPT10141 | TPT10081 | |
| TPT3112 | TPT1002 | TPT1129 | TPT1140 | TPT10065 | TPT10141 | TPT10081 | |
| TPT3112 | TPT1002 | TPT1129 | TPT1140 | TPT10065 | TPT10141 | TPT10081 | |
| TPT3112 | TPT1002 | TPT1129 | TPT1140 | TPT10065 | TPT10141 | TPT10081 | |
| | TPT1002 | TPT10127 | T699243 | T699253 Studs T994000 Nuts | T699241 | T699247 Nut T699249 Washer T699251 Lockwasher | TPT1361 TPT1363 TPT1365 |

| Grease cap | Wheel studs and nuts | Seal kits | Axle nut kit | Drum | Drum back plates L/H | Drum back plates R/H | Brake shoes | Wheel cylinders |
|------------|----------------------|-----------|--------------|------|----------------------|----------------------|-------------|-----------------|
| TPT1007 | TPT10055 | TPT10131 | TPT1008 | 9" | T593662 | T593663 | TPT5008 | TPT1045 |
| TPT1007 | TPT10065 | TPT10131 | TPT1008 | 9" | T593662 | T593663 | TPT5008 | TPT1045 |

| Grease cap | Wheel studs and nuts | Seal kits | Axle nut kit | Drum | Drum back plates L/H | Drum back plates R/H | Brake shoes | Drum Magnets |
|------------|----------------------|-----------|--------------|------|----------------------|----------------------|-------------|--------------|
| TPT1007 | TPT10065 | TPT10131 | TPT1008 | 10" | T593801 | T593802 | TPT5010 | TPT5002 |
| TPT1007 | TPT10065 | TPT10131 | TPT1008 | 10" | T593801 | T593802 | TPT5010 | TPT5002 |
| TPT1007 | TPT10065 | TPT10135 | TPT1008 | 10" | T593801 | T593802 | TPT5010 | TPT5002 |
| TPT1007 | TPT10065 | TPT10135 | TPT1008 | 10" | T593801 | T593802 | TPT5010 | TPT5002 |

| Wheel studs and nuts | Seal kits | Axle nut kit | Drum | Drum back plates L/H | Drum back plates R/H | Brake shoes | Drum Magnets |
|-------------------------------|-----------|---|------|----------------------|----------------------|-------------|--------------|
| T699253 Studs T994000 Nuts | T699241 | T699247 Nut T699249 Washer T699251 Lockwasher | 12" | N/A | T593682 | TPT5012 | TPT5002 |
| T699253 Studs T994000 Nuts | T699241 | T699247 Nut T699249 Washer T699251 Lockwasher | 12" | T593681 | N/A | TPT5012 | TPT5002 |

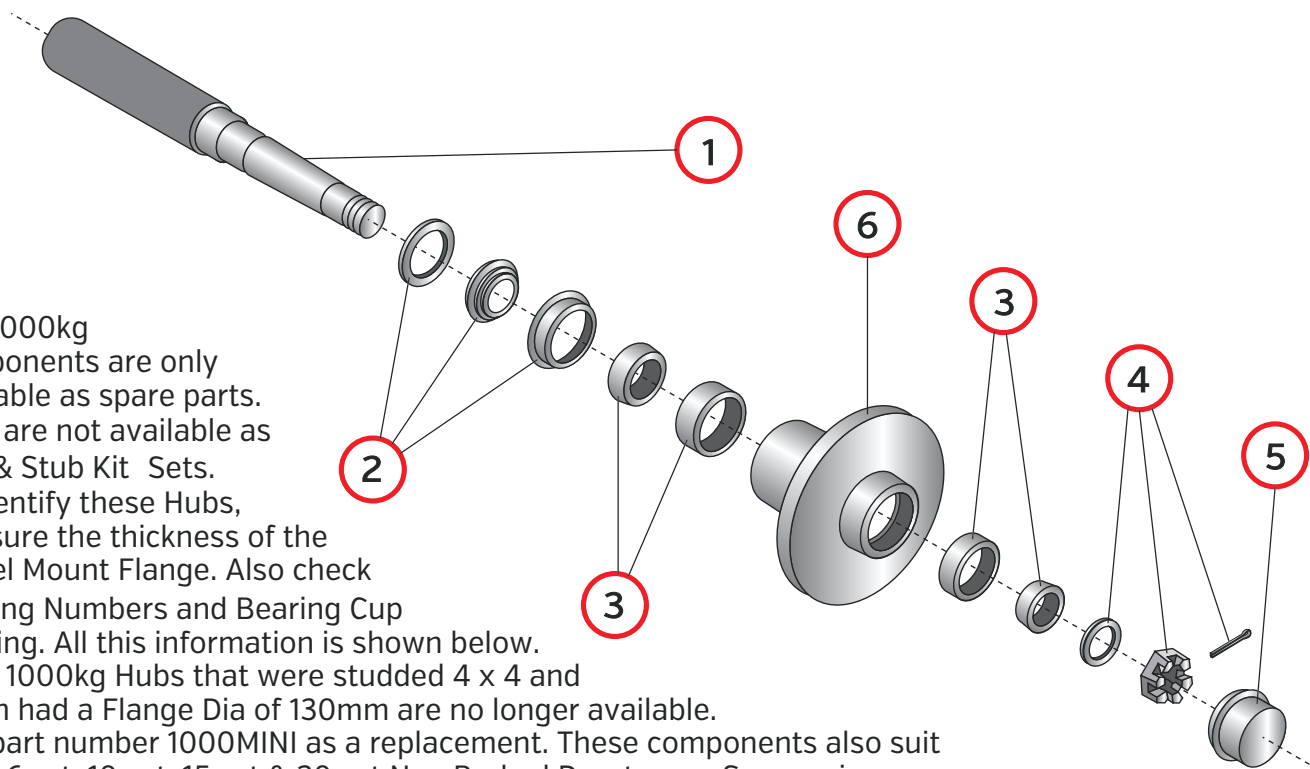




1000kg Non-Braked Hub Spares

[Obsolete Model]

NB: 1000kg components are only available as spare parts. They are not available as Hub & Stub Kit Sets. To identify these Hubs, measure the thickness of the Wheel Mount Flange. Also check Bearing Numbers and Bearing Cup Spacing. All this information is shown below. Early 1000kg Hubs that were studded 4 x 4 and which had a Flange Dia of 130mm are no longer available. Use part number 1000MINI as a replacement. These components also suit early 6cwt, 10cwt, 15cwt & 20cwt Non Braked Duratorque Suspensions.



Stub Axle Profiles - Non Braked Type

| Item: | Part No: | Description: | Notes: |
|-------|------------------------|--|---|
| 1 | OBSOLETE | Stub Axle. | Refer Page 108 for specs |
| 2 | GREASE SEAL | Very early versions had the seal integral with the inner bearing. See TPT1082. Most can be converted to the separate seal. TPT1012 | |
| | TPT1012 | Seal Kit - Includes: 2 x Seals, Washers & Wear Rings. Refer PT1082 Bearing Kit if integral seal | Seal diameter 30mm ID use with TPT1009 Bearing Kit |
| | TPT10121 | Seal Kit - Includes: 1 x Seal, Washer & Wear Ring. | As above |
| 3 | BEARINGS | Very early versions had the seal integral with the inner bearing. See TPT1082. Most can be converted to the separate seal. TPT1012 | |
| | TPT1009 | Bearing Kit - Includes: 1 x LM11910 & LM11949 Outer Cup & Cone. 1 x LM44610 & LM44642 Inner Cup & Cone. | Outer bearing 3/4" ID Inner Bearing 1" ID use with TPT1012 Seal Kit |
| | TPT10091 | Bearing Cone Kit - Includes: 1 x LM11949 Outer Cone & 1 x LM44642 Inner Cone. | Use with New Hub which has Cups fitted |
| | TPT1082 | Bearing Kit - Includes: 1 x LM11910 & LM11949 Outer Cup & Cone. 1 x LM44610 & LM44600L Inner Cup, Cone & Seal. | Integral Seal & Bearing |
| | TPT10821 | Bearing Cone Kit - Includes: 1 x LM11949 Outer Cone & 1 x L46000L Inner Cone & Seal. | Integral Seal. Use with new Hub which has Cups fitted |
| 4 | TPT1008 | Nut Kit - Includes: 1 x 3/4" UNF Nut, Washer & Split Pin. | Suits all models |
| 5 | TPT1007 | Grease Cap Kit - Includes: 2 x 45mm dia Caps. | Suits all models |
| 6 | HUBS - OBSOLETE | These Hubs have a Flange thickness of approx 14mm and Flange dia of approx 180mm. Fitted with LM11910 & LM44610 Bearing Cups. | Measurement - outside to outside of fitted Cups is 65mm. Refer Page 110 for specs |



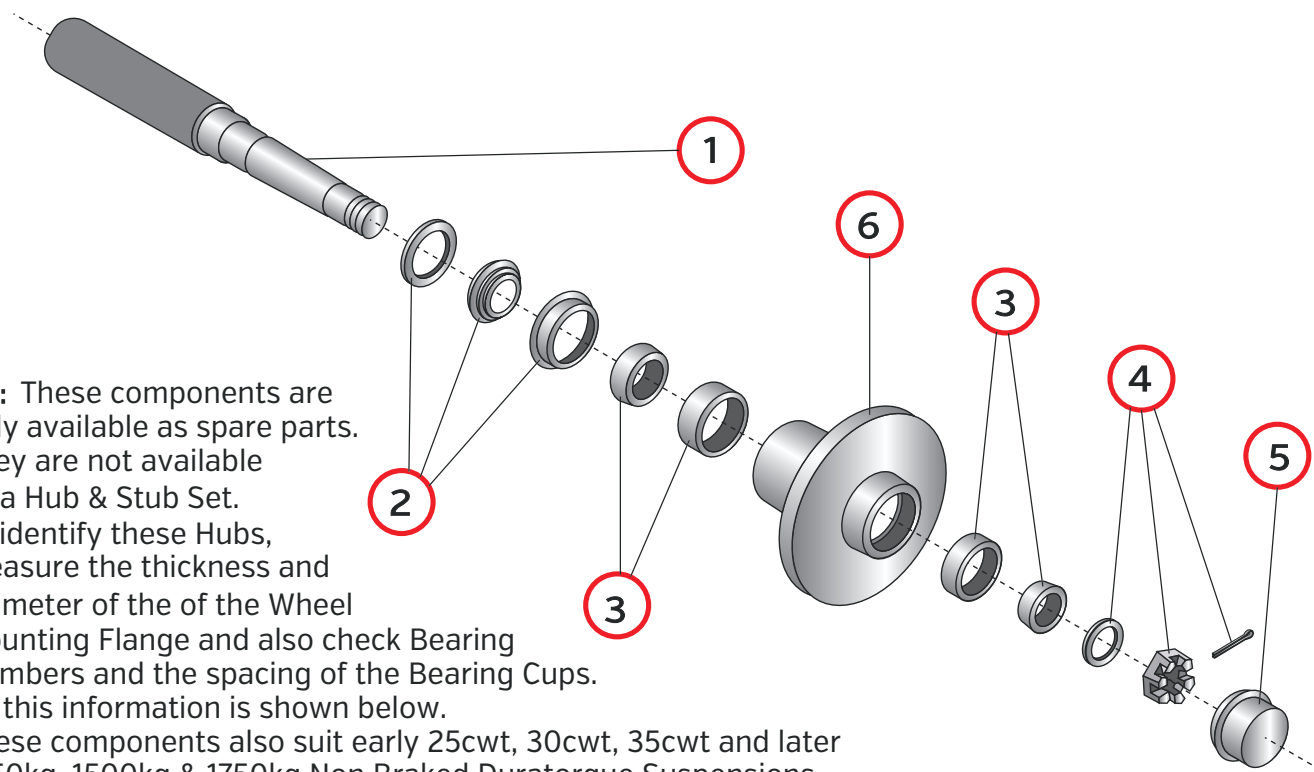
1500kg Non-Braked Hub Spares

[Obsolete Model]

NB: These components are only available as spare parts. They are not available as a Hub & Stub Set.

To identify these Hubs, measure the thickness and diameter of the of the Wheel Mounting Flange and also check Bearing Numbers and the spacing of the Bearing Cups. All this information is shown below.

These components also suit early 25cwt, 30cwt, 35cwt and later 1250kg, 1500kg & 1750kg Non Braked Duratorque Suspensions



Stub Axle Profiles - Non Braked Type

| Item: | Part No: | Description: | Notes: |
|-------|---------------------|---|---|
| 1 | OBSOLETE | Stub Axle. | Refer Page 108 for specs |
| 2 | GREASE SEALS | Very early versions had the seal integral with the inner bearing. Refer TPT1083. These can be converted to the separate seal. Refer TPT1013 | |
| | TPT1013 | Seal Kit - Includes: 2 x Seals, Washers & Wear Rings. Refer TPT1083 Bearing Kit if integral seal | Seal diameter 37mm ID Use with TPT1184 Bearing Kit |
| | TPT10131 | Seal Kit - Includes: 1 x Seal, Washer & Wear Ring. | As above |
| 3 | BEARINGS | Very early versions had the seal integral with the inner bearing. See TPT1083. These can be converted to the separate seal. TPT1013 | |
| | TPT1184 | Bearing Kit - Includes: 1 x LM11910 & LM11949 Outer Cup & Cone. 1 x LM67010 & LM67000L Inner Cup & Cone. | Outer bearing 3/4" ID Inner Bearing 1 1/4" ID Use with TPT1013 Seal Kit |
| | TPT11841 | Bearing Cone Kit - Includes: 1 x LM11949 Outer Cone & 1 x LM44642 Inner Cone. | Use with New Hubs which are fitted with Cups |
| | TPT1083 | Bearing Kit - Includes: 1 x LM11910 & LM11949 Outer Cup & Cone. 1 x LM67010 & LM67000L Inner Cup, Cone & Seal. | Integral Seal & Bearing Very early models |
| | TPT10831 | Bearing Cone Kit - Includes: 1 x LM11949 Outer Cone & 1 x L67000L Inner seal & Cone. | Use with New Hubs which are fitted with Cups. Integral Seal. |
| 4 | TPT1008 | Nut Kit - Includes: 1 x 3/4" Nut, Washer & Split Pin. | Suits all models |
| 5 | TPT1007 | Grease Cap Kit - Includes: 2 x 45mm dia Caps. | Suits all models |
| 6 | HUBS | These Hubs have a Flange thickness of approx 16mm and Flange dia of approx 180mm. Fitted with LM11910 & LM67010 Bearing Cups. | Measurement - outside to outside of fitted Cups is 67mm. Refer Page 110 for specs |
| | T994021 | Hub - Blank | |
| | T1500FORD | Hub - 4 x 4 1/4 x 7/16 | |
| | T1500JAP1 | Hub - 4 x 4 1/2 x 7/16 | |

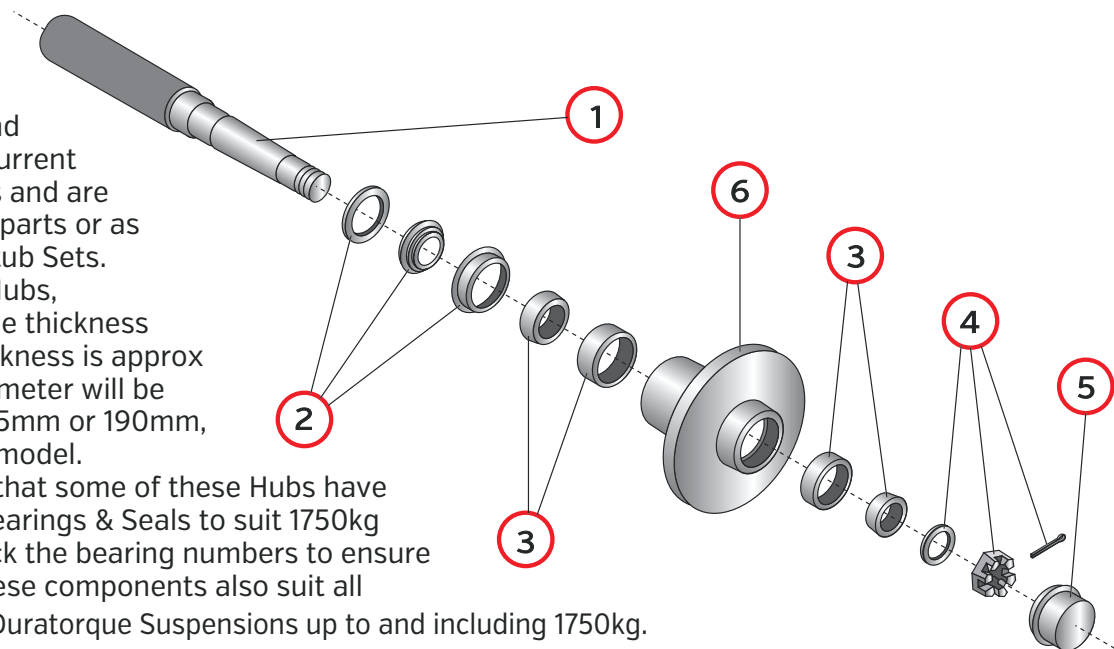




1500/1750kg Non-Braked Hub Spares

[Current Model]

NB: These Hubs and Components are current production models and are available as spare parts or as complete Hub & Stub Sets. To identify these Hubs, measure the Flange thickness and diameter. Thickness is approx 12mm, and the diameter will be approx 140mm, 155mm or 190mm, depending on the model. It has been found that some of these Hubs have been fitted with Bearings & Seals to suit 1750kg axles. Always check the bearing numbers to ensure correct supply. These components also suit all current models of Duratorque Suspensions up to and including 1750kg.



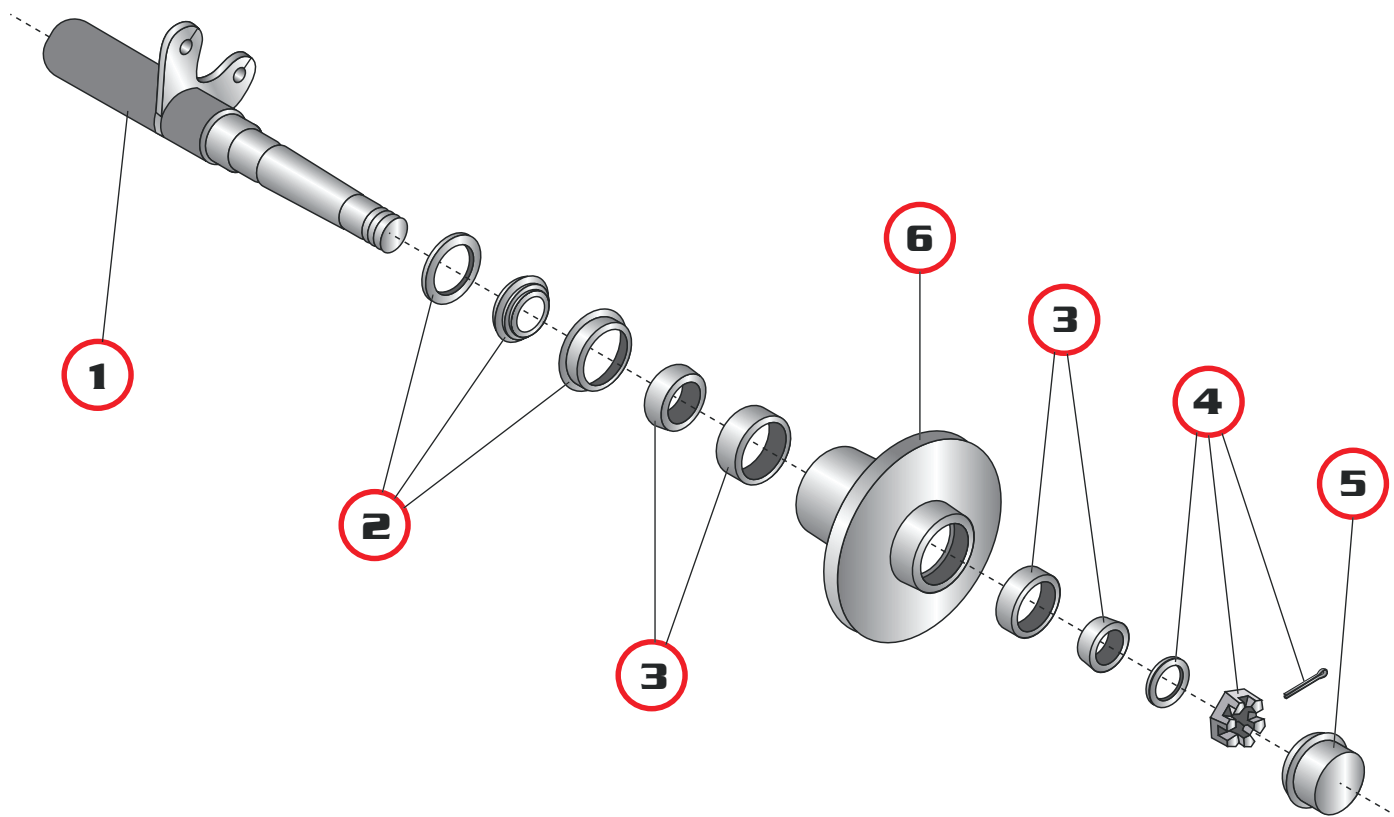
Stub Axle Profiles - Non Braked Type

| Item: | Part No: | Description: | Notes: |
|-------|-----------------|--|---|
| 1 | T995020 | Stub Axle - 38mm Dia | Refer Page 108 for specs |
| | T995022 | Stub Axle - 34mm Dia | Same as above |
| 2 | TPT1013 | Seal Kit 1500kg -Includes: 2 x Seals, Washers & Wear Rings. | Seal 37mm ID |
| | TPT10131 | Seal Kit 1500kg -Includes: 1 x Seals, Washers & Wear Rings. | Seal 37mm ID |
| | TPT10135 | Seal Kit 1750kg -Includes: 1 x Seal & Wear Ring | Seal 43mm ID |
| 3 | TPT1184 | Bearing Kit 1500kg - Includes: 1 x LM11910 & LM11949 Outer Cup & Cone. 1 x LM67010 & LM67048 Inner Cup & Cone. | Outer Bearing 3/4" ID Inner Bearing 1 1/4" ID |
| | TPT11841 | Bearing Cone Kit 1500kg - Includes: 1 x LM11949 Outer Cone & LM67048 Inner Cone | Use with New Hub which has fitted cups |
| | TPT1186 | Bearing Kit 1750kg -Includes: 1 x LM12710 & LM12749 Outer Cup & Cone. 1 x LM68110 & LM68149 Inner Cup & Cone. | Outer Bearing 22mm ID Inner Bearing 35mm ID |
| 4 | TPT1008 | Nut Kit - Includes: 1 x 3/4" Nut, Washer & Split Pin. | Suits all models |
| 5 | TPT1007 | Grease Cap Kit - Includes: 2 x 45mm dia Caps. | Suits all models |
| 6 | HUBS | These Hubs have a Flange thickness of approx 12mm and have Flange Diameters of 140mm, 160mm & 190mm. Fitted with LM11910 & LM67048 Bearing Cups. | Measurement outside to outside of fitted cups is 76mm Refer Page 110 for specs |
| | OBSOLETE | Hub 1500kg - Blank | 140mm Flange Dia |
| | T600001 | Hub 1500kg - 4 x 4 x 7/16 | 140mm Flange Dia |
| | OBSOLETE | Hub 1500kg - 4 x 100 x 7/16 | 140mm Flange Dia |
| | T600009 | Hub 1500kg - Blank | 155mm Flange Dia |
| | T600014 | Hub 1500kg - 4 x 4 x 7/16 | 155mm Flange Dia |
| | T600011 | Hub 1500kg - 4 x 100 x 7/16 | 155mm Flange Dia |
| | T600012 | Hub 1500kg - 4 x 110 x 7/16 | 155mm Flange Dia |
| | T600002 | Hub 1500kg - 4 x 4 1/4 x 7/16 | 155mm Flange Dia |
| | T600003 | Hub 1500kg - 4 x 4 1/2 x 7/16 | 155mm Flange Dia |
| | OBSOLETE | Hub 1500kg - 4 x 120 x 7/16 | 155mm Flange Dia |
| | T600015 | Hub 1500kg - 5 x 100 x 7/16 | 155mm Flange Dia |
| | T600004 | Hub 1500kg - 5 x 4 1/4 x 7/16 | 155mm Flange Dia |
| | OBSOLETE | Hub 1500kg - 5 x 4 1/2 x 1/2 | 155mm Flange Dia |
| | T600006 | Hub 1500kg - 5 x 4 1/2 x 1/2 | 155mm Flange Dia |
| | T600008 | Hub 1500kg - 5 x 120 x 7/16 | 155mm Flange Dia |
| | T600005 | Hub 1500kg - 5 x 5 x 7/16 | 155mm Flange Dia |
| | OBSOLETE | Hub 1500kg - Blank | 190mm Flange Dia |
| | T995055 | Hub 1500kg - 6 x 5 1/2 x 1/2 | 190mm Flange Dia |
| | OBSOLETE | Hub 1500kg - 6 x 6 x 1/2 | 190mm Flange Dia |



1500/1750kg Non-Braked Hub Spares

Bolt-On Rotor Type [Current Model]



NB: These Hubs can be identified by the '5 spigots' cast integral with the rear face of the Hub. These Spigots are for the fitment of Disc Brake Rotors allowing the conversion to brakes. When sold as Hub & Stub Sets, a Stub Axle fitted with a 'Yoke' for mounting Brake Calipers is supplied as standard. These Hubs will interchange with current 1500/1750kg Non Braked Hubs. These components will also fit all current Duratorque Suspensions up to and including 1500/1750kg.

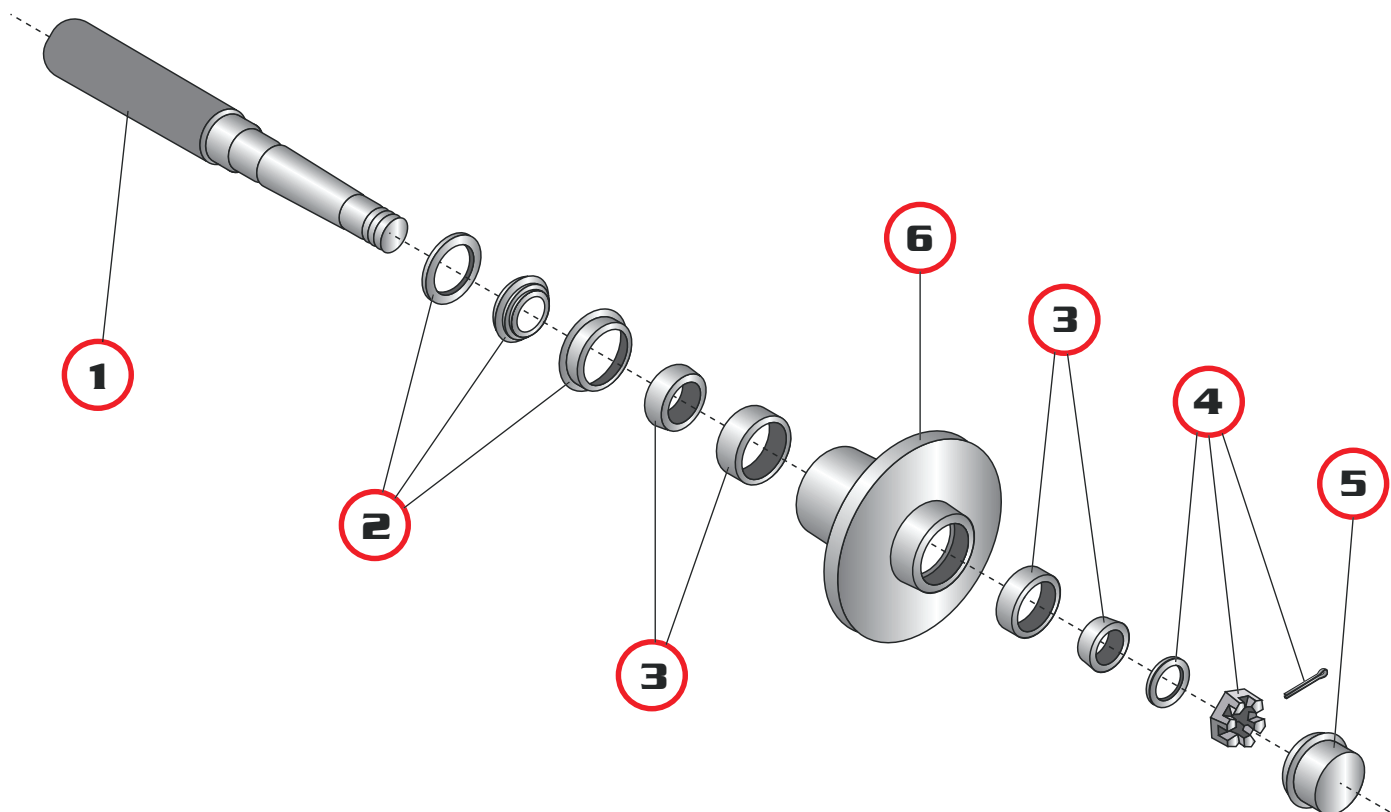
Stub Axle Profiles - Non Braked Type

| Item: | Part No: | Description: | Notes: |
|-------|-----------------|--|---|
| 1 | T993484 | Stub Axle - Braked Type | Refer Page 109 for specs |
| 2 | TPT1013 | Seal Kit - Includes: 2 x Seals, Washers & Wear Rings. | Seal - 37mm ID |
| | TPT10131 | Seal Kit - Includes: 1 x Seals, Washers & Wear Rings. | Seal - 37mm ID |
| 3 | TPT1184 | Bearing Kit - Includes: 1 x LM11910 & LM11949 Outer Cup & Cone. 1 x LM67010 & LM67048 Inner Cup & Cone. | Outer bearing 3/4" ID Inner Bearing 1 1/4" ID |
| | TPT11841 | Bearing Cone Kit - Includes: 1 x LM11949 Outer Cone & LM67048 Inner Cone. | Use with New Hub which has fitted Cups |
| 4 | TPT1008 | Nut Kit - Includes: 1 x 3/4" Nut, Washer & Split Pin. | |
| 5 | TPT1007 | Grease Cap Kit - Includes: 2 x 45mm Caps. | |
| 6 | HUBS | These Hubs have a Flange Dia of 160mm and have 5 Spigots cast into back of Hub Flange. Fitted with LM11910 & LM67010 Bearing Cups. | Measurement - Outside to outside of fitted cups is 76mm. Refer Page 110 for specs |
| | OBSOLETE | Hub - Blank | |
| | T610125 | Hub 1500kg - 5 x 4 1/4 x 7/16 | |
| | T610135 | Hub 1500kg - 5 x 4 1/2 x 1/2 | |
| | T610140 | Hub 1500kg - 5 x 120 x 7/16 | |
| | T610136 | Hub 1750kg - 5 x 4 1/2 x 1/2 | |



2000kg Non Braked Hub Spares

[Obsolete Model]



NB: These Hubs & Stubs are now obsolete, components are available as spares only. To Identify these from the later version, measure the Grease Cap Diameter or identify the Outer Bearing Part Number. The Cap will be 45mm and the Bearing LM11949 & LM11910 Cup & Cone. These Components will also fit early model 40cwt & 2000kg Non Braked Duratorque Suspensions.

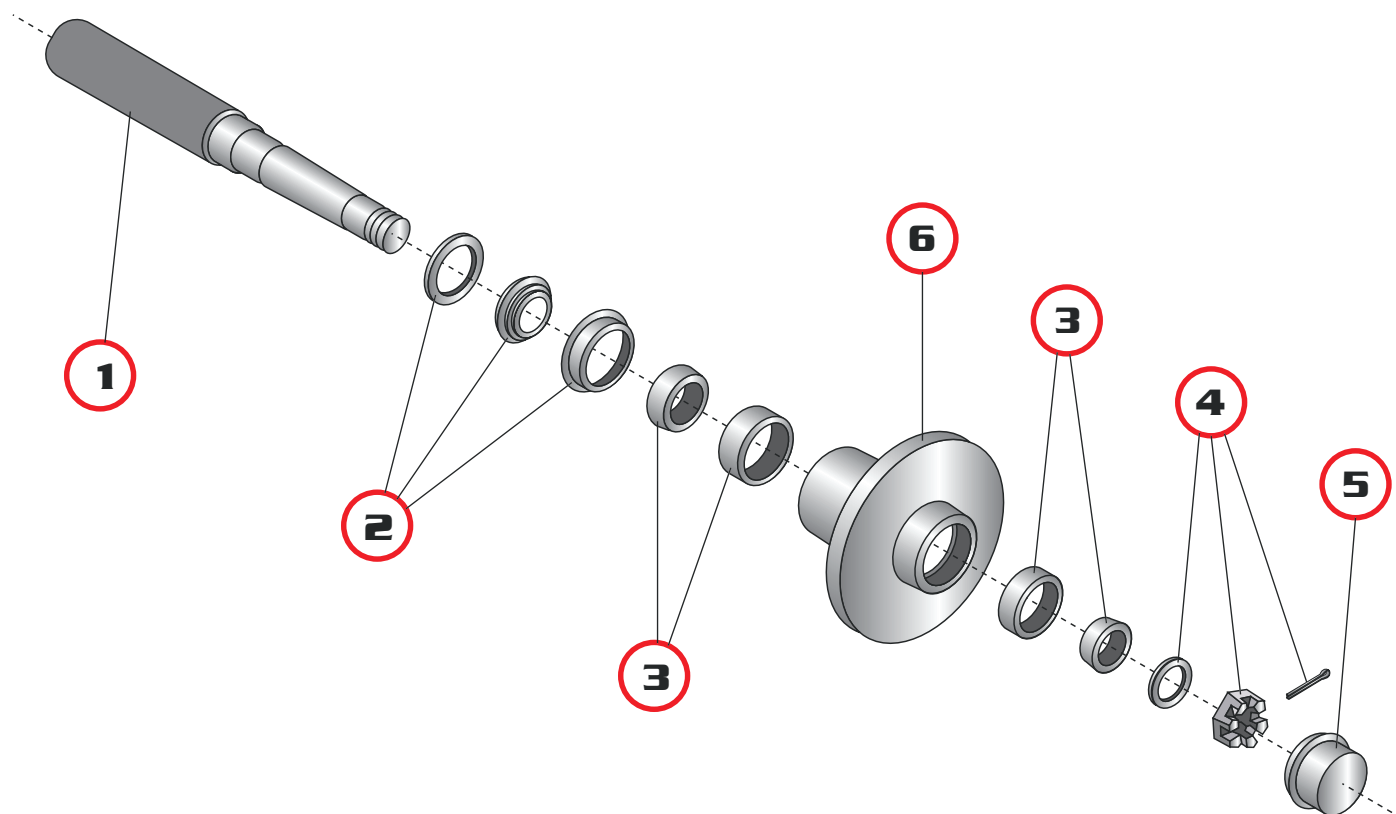
Stub Axle Profiles - Non Braked Type

| Item: | Part No: | Description: | Notes: |
|-------|---------------------|---|---|
| 1 | OBSOLETE | Stub Axle. | Refer Page 108 for specs |
| 2 | TPT1014 TPT10141 | Seal Kit - Includes: 2 x Seals, Washers & Wear Rings. Seal Kit - Includes: 1 x Seal, Washer & Wear Ring. | Seal diameter 46mm ID As above |
| 3 | TPT1011 | Bearing Kit - Includes: 1 x LM11910 & LM11949 Outer Cup & Cone. 1 x LM48510 & LM48548 Inner Cup & Cone. | Outer bearing 3/4" ID Inner Bearing 1.375" ID |
| 3 | TPT10111 | Bearing Cone Kit - Includes: 1 x LM11949 Outer Cone & 1 x LM48548 Inner Cone. | |
| 4 | TPT1008 | Nut Kit - Includes: 1 x 3/4" Nut, Washer & Split Pin. | |
| 5 | TPT1007 | Grease Cap Kit - Includes: 2 x 45mm dia Caps. | |
| 6 | HUBS | These Hubs have a Flange thickness of approx 18mm and Flange dia of 220mm. Fitted with LM11910 & LM48510 Bearing Cups. | Measurement - Outside to outside of fitted cups is 71mm. See page 109 |
| | OBSOLETE | Hub - Blank | |



2000kg Non Braked Hub Spares

[Obsolete Model]



NB: These Hubs are now obsolete and will be replaced by the new version that has facility for bolting on Disc Brake Rotors [Not interchangeable]. To identify from the earlier version, measure the Grease Cap diameter and identify the 'Outer Bearing' part number. The Cap will be 52mm and the Bearing LM44610 & LM44649 Cup & Cone.

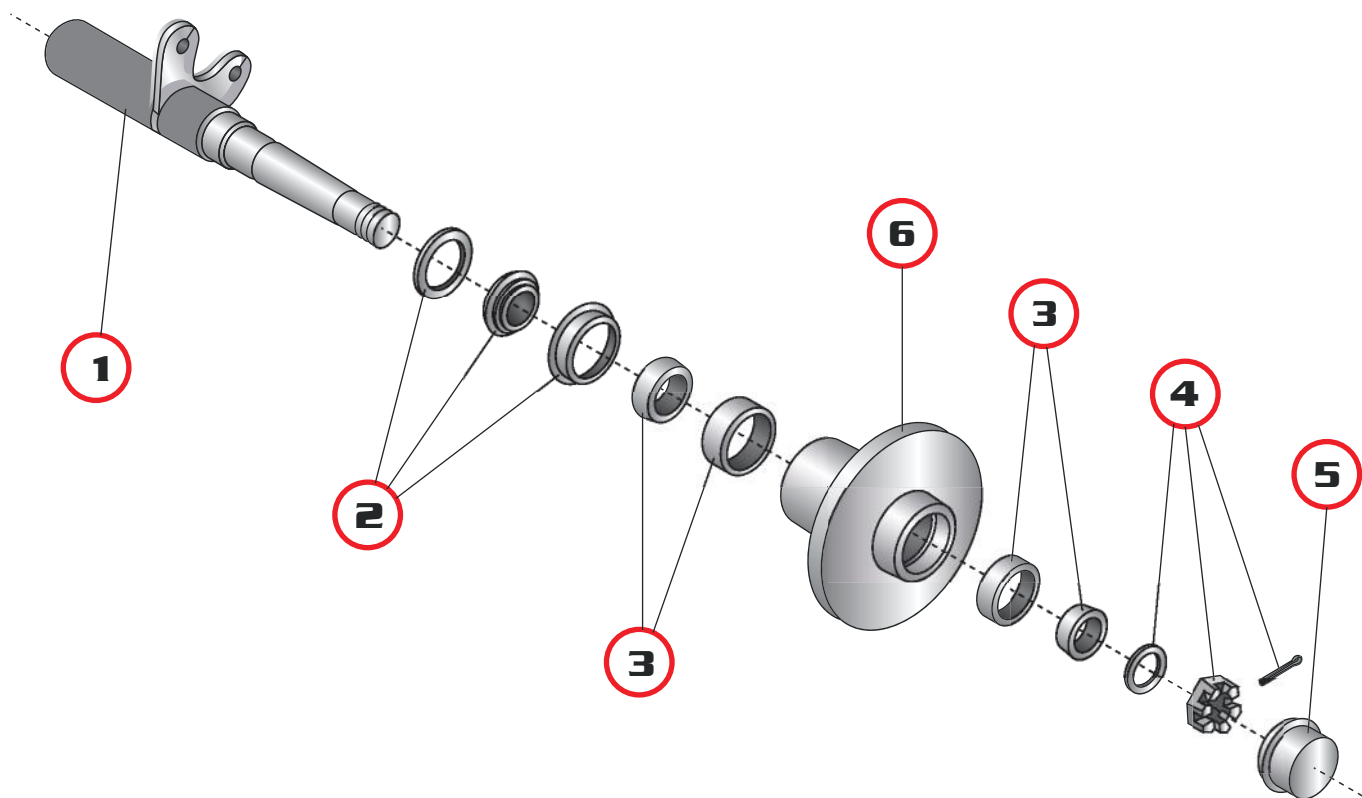
Stub Axle Profiles - Non Braked Type

| Item: | Part No: | Description: | Notes: |
|-------|---------------------|--|--|
| 1 | OBSOLETE | Stub Axle. | Refer Page 108 for specs |
| 2 | TPT1014 TPT10141 | Seal Kit - Includes: 2 x Seals, Washers & Wear Rings. Seal Kit - Includes: 1 x Seal, Washer & Wear Ring. | Seal diameter 46mm ID As above |
| 3 | TPT1129 TPT11291 | Bearing Kit - Includes: 1 x LM44610 & LM44649 Outer Cup & Cone. 1 x LM48510 & LM48548 Inner Cup & Cone. Bearing Cone Kit - Includes: 1 x LM44649 Outer Cone & 1 x LM48548 Inner Cone. | Outer bearing 1.06" ID Inner Bearing 1.375" ID |
| 4 | TPT10081 | Nut Kit - Includes: 1 x 3/4" Nut, Washer & Split Pin. | Special Large Hex Nut |
| 5 | TPT1132 | Grease Cap Kit - Includes: 2 x 52mm dia Caps. | |
| 6 | HUBS | These Hubs have a Flange thickness of approx 18mm and Flange dia of 220mm. Fitted with LM44610 & LM48510 Bearing Cups. | Measurement - Outside to outside of fitted cups is 71mm. Refer to Page 110 for specs |
| | OBSOLETE | Hub - Blank | |
| | OBSOLETE | Hub - 5 x 4 1/2 x 7/16 | |
| | OBSOLETE | Hub - 5 x 4 1/2 x 1/2 | |
| | OBSOLETE | Hub - 5 x 4 3/4 x 7/16 | |
| | OBSOLETE | Hub - 5 x 6 1/2 x 1/2 | |
| | OBSOLETE | Hub - 6 x 5 1/2 x 1/2 | |



2000kg Non Braked Hub Spares

Bolt-On Rotor Type [Current Model]



NB: These Hubs replaced the current version shown on Page 97. They can be identified by the '5 Spigots' located on the rear of the Flange. These Spigots allow the mounting of Disc Brake Rotors, converting the Hubs from Non Braked to Braked. When sold as a Non Braked Hub & Stub Set, the Stub Axles supplied are fitted with a 'Yoke' for the mounting of Brake Calipers. Standard Stubs are also available. These Hubs are not interchangeable with earlier 2000kg versions. These components will also fit current 2200kg Duratorque Suspensions.

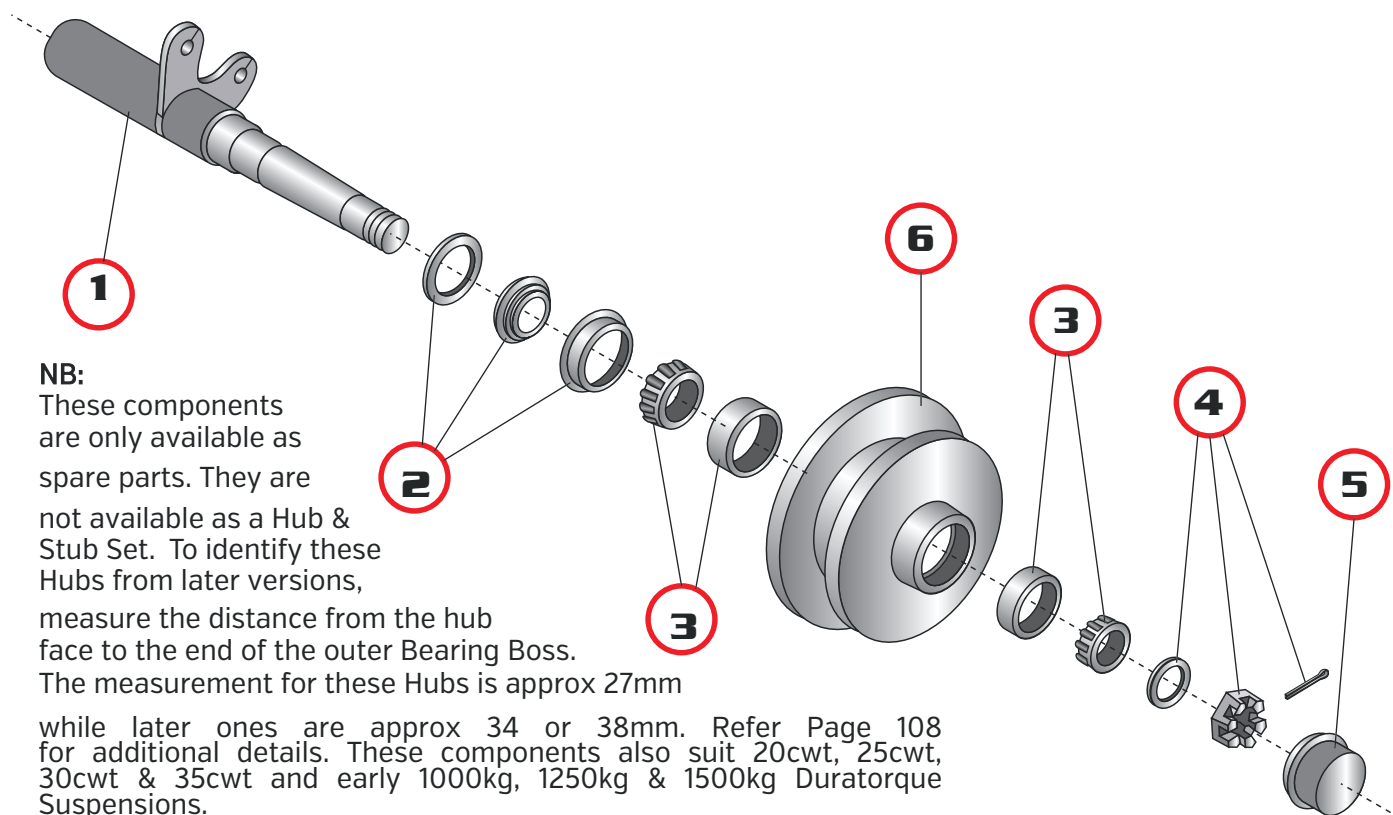
Stub Axle Profiles - Non Braked Type

| Item: | Part No: | Description: | Notes: |
|-------|-------------|--|--|
| 1 | T994297 | Stub Axle & Yoke. | Refer Page 109 for specs |
| | T994097 | Stub Axle - No Yoke. | Refer Page 108 for specs |
| 2 | TPT1014 | Seal Kit - Includes: 2 x Seals, Washers & Wear Rings. | Seal diameter 46mm ID |
| | TPT10141 | Seal Kit - Includes: 1 x Seal, Washer & Wear Ring. | As above |
| 3 | TPT1129 | Bearing Kit - Includes: 1 x LM44610 & LM44649 Outer Cup & Cone. 1 x LM48510 & LM48548 Inner Cup & Cone. | Outer bearing 1.06" ID Inner Bearing 1.375" ID |
| | TPT11291 | Bearing Cone Kit - Includes: 1 x LM44649 Outer Cone & 1 x LM48548 Inner Cone. | Use with New Hub which has fitted cups |
| 4 | TPT10081 | Nut Kit - Includes: 1 x 3/4" Nut, Washer & Split Pin. | Special Large Hex Nut |
| 5 | TPT1140 | Grease Cap Kit - Includes: 2 x 50.2mm dia Caps. | |
| 6 | HUBS | These Hubs have a Flange dia of 190mm and have 5 Spigots cast into the rear of the Flange. Fitted with LM44610 Outer & LM48510 Inner Bearing Cups. | Measurement - Outside to outside of fitted cups is 89mm. Refer Page 110 for specs |
| | T630105 | Hub - Blank | |
| | T630135 | Hub - 5 x 4 1/2 x 1/2 | |
| | T630140 | Hub - 5 x 120 x 7/16 | |
| | T630155 | Hub - 6 x 5 1/2 x 1/2 | |



1500kg Disc Braked Hub Spares

225mm Dia Rotor Integral With Hub [Obsolete Model]



NB:

These components are only available as spare parts. They are not available as a Hub & Stub Set. To identify these Hubs from later versions, measure the distance from the hub face to the end of the outer Bearing Boss. The measurement for these Hubs is approx 27mm

while later ones are approx 34 or 38mm. Refer Page 108 for additional details. These components also suit 20cwt, 25cwt, 30cwt & 35cwt and early 1000kg, 1250kg & 1500kg Duratorque Suspensions.

Stub Axle Profiles - Non Braked Type

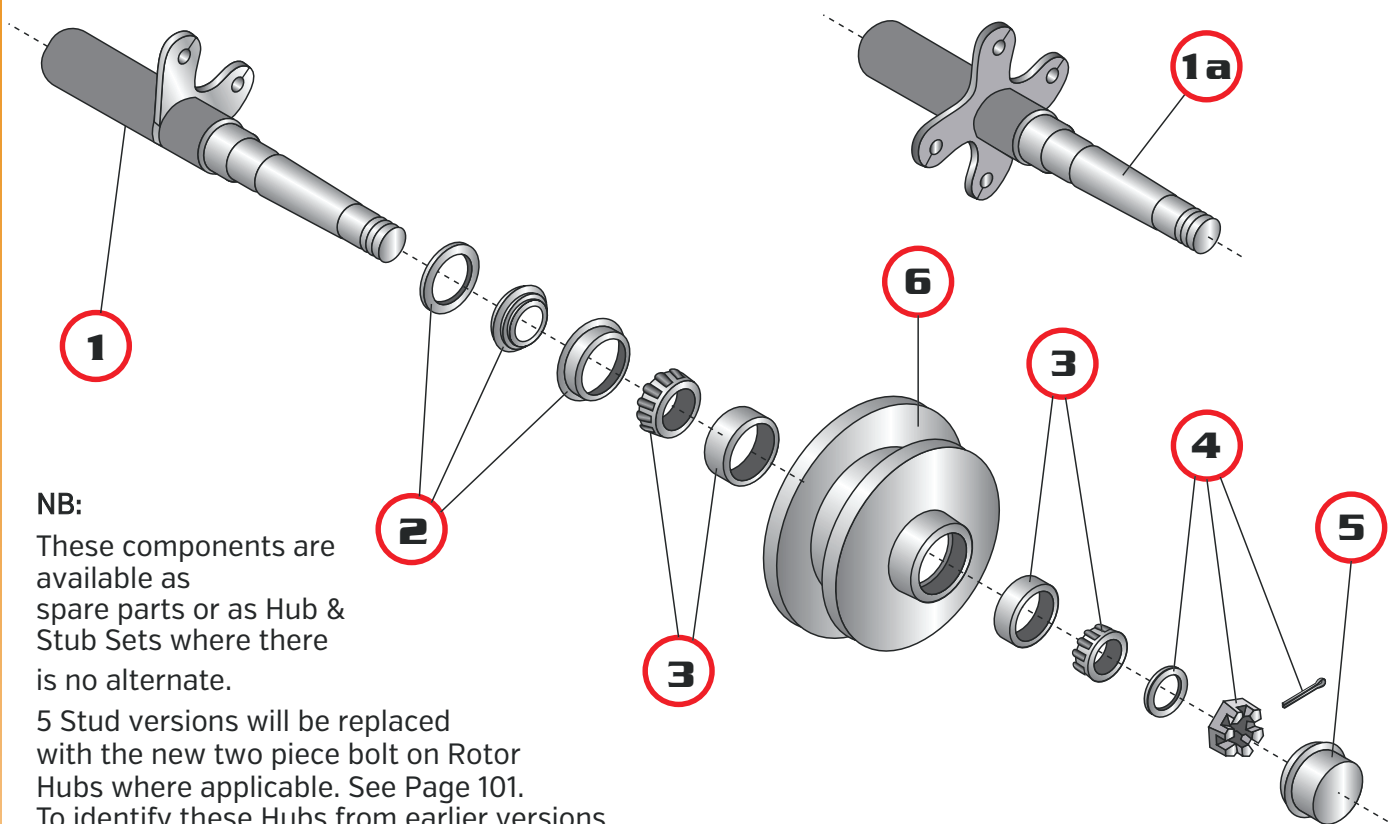
| Item: | Part No: | Description: | Notes: |
|-------|------------------------|---|--|
| 1 | OBSOLETE | Stub Axle & Yoke | Refer Page 109 for specs |
| 2 | GREASE SEALS | Very early versions had the seal integral with the inner bearing. See PT1083. These can be converted to separate seals but the retaining washer cannot be used. | |
| | TPT1013 | Seal Kit - Includes: 2 x Seals, Washers & Wear Rings. Refer: PT1083 bearing kit for integral seal. | Seal - 37mm ID Use with PT1010 Bearing Kit |
| | TPT10131 | Seal Kit - Includes: 1 x Seal, Washer & Wear Ring | As above |
| 3 | BEARINGS | Very early versions had the seal integral with the inner bearing. See PT1083. These can be converted to separate seals but the retaining ring cannot be used. | |
| | TPT1184 | Bearing Kit - Includes: 1 x LM11910 & LM11949 Outer Cup & Cone. 1 x LM67010 & LM67048 Inner Cup & Cone. | Outer bearing 3/4" ID Inner Bearing 1 1/4" ID Use with PT1013 Seal Kit |
| | TPT11841 | Bearing Cone Kit - Includes: 1 x LM11949 Outer Cone & 1 x LM67048 Inner Cone. | Use with new Hub which has fitted Cups |
| | TPT1083 | Bearing Kit - Includes: 1 x LM11910 & LM11949 Outer Cup & Cone. 1 x LM67010 & LM67000L Inner Cup & Cone. | Integral Seal & Bearing. Very Early Models. |
| | TPT10831 | Bearing Cone Kit - Includes: 1 x LM11949 Outer Cone & 1 x LM67000 Integral Inner Cone & Seal. | Use with new Hub which has fitted Cups |
| 4 | TPT1008 | Nut Kit - Includes: 1 x 3/4" Nut, Washer & Split Pin. | |
| 5 | TPT1007 | Grease Cap Kit - Includes: 2 x 45mm Grease Caps. | |
| 6 | HUB & ROTOR | These Hubs measure 27mm from the wheel flange to the end of the outer Bearing Boss. Fitted with LM11910 & LM67010 Bearing Cups. | Refer Page 111 for specs |
| | T994011 | Hub - Blank | |
| | T225DELTA | Hub - 5 x 5 x 7/16 | |
| | T225FORD2 | Hub - 4 x 4 1/4 x 7/16 | |
| | T225JAP | Hub - 4 x 4 1/2 x 7/16 | |
| | T225HT001 | Hub - 5 x 4 1/4 x 7/16 | |
| | T225VJ 1 | Hub - 5 x 4 1/2 x 7/16 | |
| | T225FORD1 | Hub - 5 x 4 1/2 x 1/2 | |
| | T225HQ0 | Hub - 5 x 4 3/4 x 7/16 | |





1500kg Disc Braked Hub Spares

225mm Dia Rotor Integral with Hub [Current Model]



NB:

These components are available as spare parts or as Hub & Stub Sets where there is no alternate.

5 Stud versions will be replaced with the new two piece bolt on Rotor Hubs where applicable. See Page 101. To identify these Hubs from earlier versions, measure the distance from the Hub face to the end of the outer Bearing Boss. This measurement will be approx 34 or 38mm, while early ones are approx 27mm. Refer Page 111 for additional details.

These components also suit 1000kg & 1500kg late model Duratorque Suspensions.

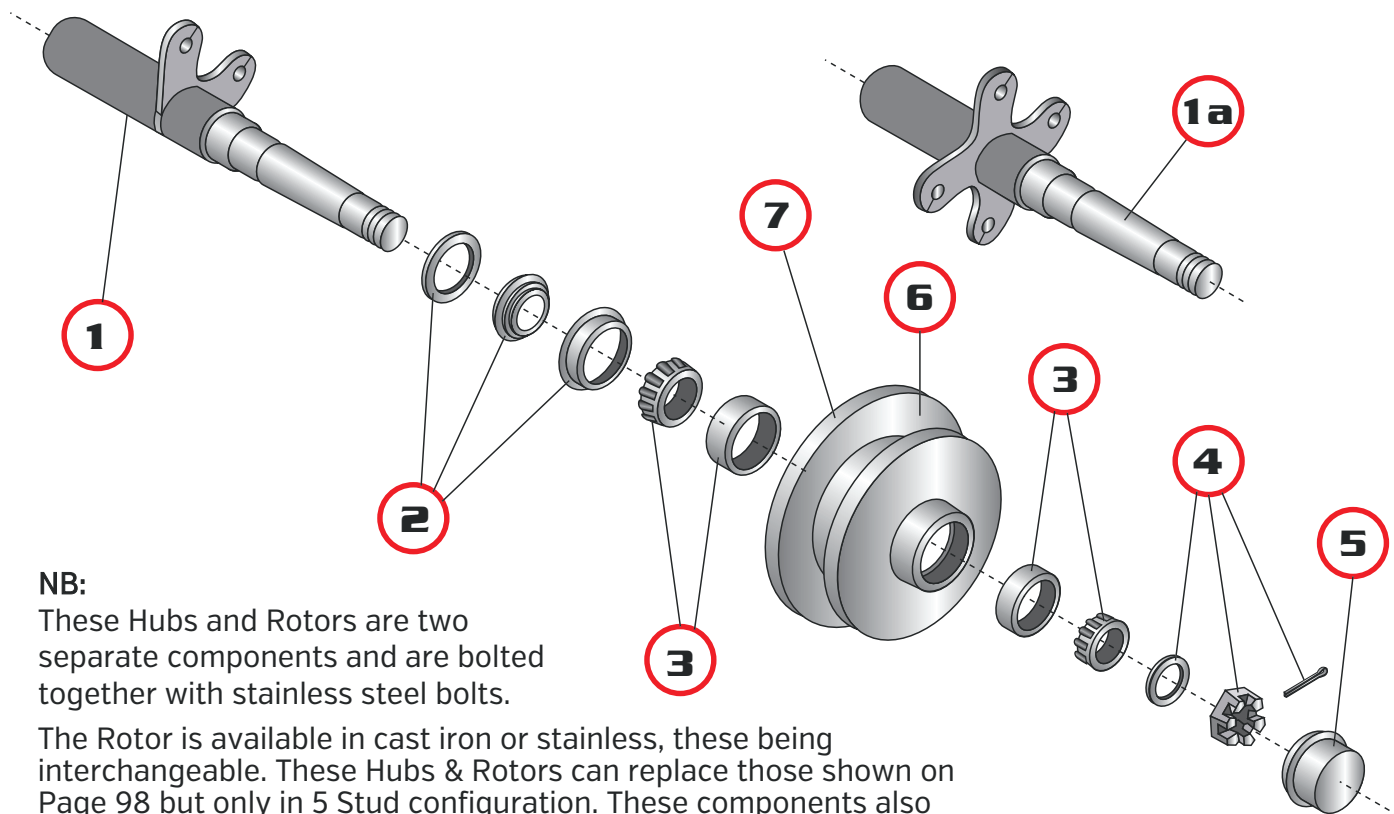
Stub Axle Profiles - Non Braked Type

| Item: | Part No: | Description: | Notes: |
|-------|------------------------|--|--|
| 1 | T993484 | Stub Axle & Yoke | Refer Page 109 for specs |
| 1a | OBSOLETE | Stub Axle & Double Yoke | As above |
| 2 | TPT1013 | Seal Kit - Includes: 2 x Seals, Washers & Wear Rings. | Seal - 37mm ID |
| | TPT10131 | Seal Kit - Includes: 1 x Seals, Washers & Wear Rings. | Seal - 37mm ID |
| 3 | TPT1184 | Bearing Kit - Includes: 1 x LM11910 & LM11949 Outer Cup & Cone. 1 x LM67010 & LM67048 Inner Cup & Cone. | Outer bearing 3/4" ID Inner Bearing 1 1/4" ID |
| | TPT11841 | Bearing Cone Kit - Includes: 1 x LM11949 Outer Cone & 1 x LM67048 Inner Cone. | Use with new Hub which has fitted Cups. |
| 4 | TPT1008 | Nut Kit - Includes: 1 x 3/4" Nut, Washer & Split Pin. | |
| 5 | TPT1007 | Grease Cap Kit - Includes: 2 x 45mm Grease Caps. | |
| 6 | HUB & ROTOR | These Hubs measure 8mm from the wheel flange to the end of the outer Bearing Boss. Fitted with LM11910 & LM67010 Bearing Cups. | Refer Page 111 for specs |
| | T600105 | Hub - Blank | No Alternate |
| | T600115 | Hub - 4 x 4 1/4 x 7/16 | No Alternate |
| | T600120 | Hub - 4 x 4 1/2 x 7/16 | No Alternate |
| | T600125 | Hub - 5 x 4 1/4 x 7/16 | Use T611025 or T612025 |
| | OBSOLETE | Hub - 5 x 4 1/2 x 7/16 | No Alternate |
| | T600135 | Hub - 5 x 4 1/2 x 1/2 | Use T611035 or T612035 |
| | T600140 | Hub - 5 x 120 x 7/16 | Use T611040 or T612040 |
| | OBSOLETE | Hub - 6 x 5 1/2 x 1/2 | |



1500kg Disc Braked Hub Spares

With 225mm Dia Bolt On Rotor
[Current Model]



NB:

These Hubs and Rotors are two separate components and are bolted together with stainless steel bolts.

The Rotor is available in cast iron or stainless, these being interchangeable. These Hubs & Rotors can replace those shown on Page 98 but only in 5 Stud configuration. These components also suit 1000kg & 1500kg late model Duratorque Suspensions.

Stub Axle Profiles - Non Braked Type

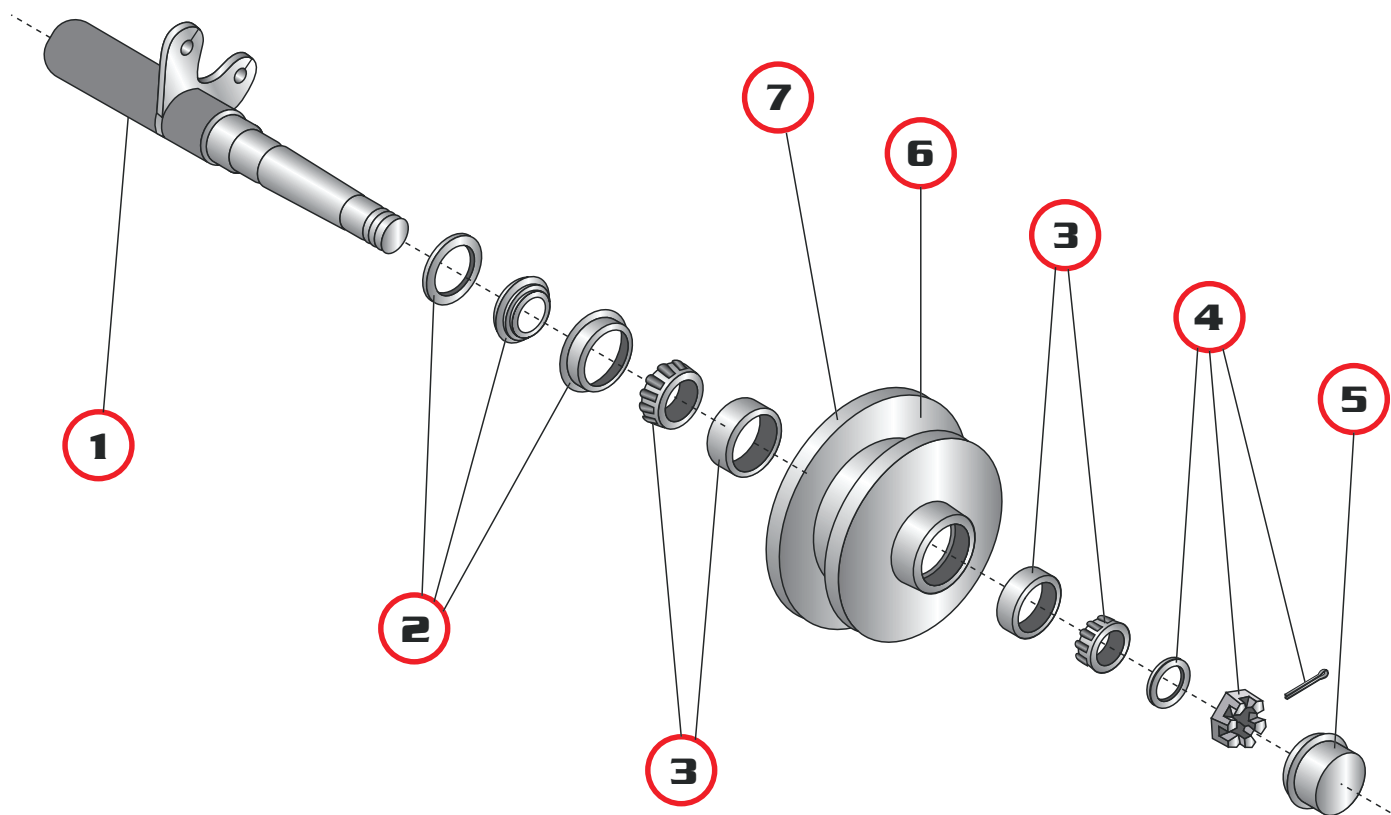
| Item: | Part No: | Description: | Notes: |
|-------|------------------------|--|---|
| 1 | T993484 | Stub Axle | Refer Page 109 for specs |
| 1a | OBSOLETE | Stub Axle & Double Yoke | Refer Page 109 for specs |
| 2 | TPT1013 | Seal Kit - Includes: 2 x Seals, Washers & Wear Rings. | Seal - 37mm ID |
| | TPT10131 | Seal Kit - Includes: 1 x Seal, Washer & Wear Rings | Seal - 37mm ID |
| 3 | TPT1184 | Bearing Kit - Includes: 1 x LM11910 & LM11949 Outer Cup & Cone. 1 x LM67010 & LM67048 Inner Cup & Cone. | Outer bearing 3/4" ID Inner Bearing 1 1/4" ID |
| | TPT11841 | Bearing Cone Kit - Includes: 1 x LM11949 Outer Cone & 1 x LM67048 Inner Cone. | Use with new Hub which has fitted Cups |
| 4 | TPT1008 | Nut Kit - Includes: 1 x 3/4" Nut, Washer & Split Pin. | |
| 5 | TPT1007 | Grease Cap Kit - Includes: 2 x 45mm Grease Caps. | |
| 6 | HUB & ROTOR | These Hubs have 5 Spigots on its rear face. Fitted with LM11910 & LM67010 Bearing Cups. | Refer Page 111 for specs Available with 5 stud drillings only |
| | OBSOLETE | Hub & Cast Iron Rotor - Blank | |
| | OBSOLETE | Hub & Stainless Rotor - Blank | |
| | T611025 | Hub & Cast Iron Rotor - 5 x 4 1/4 x 7/16 | |
| | T612025 | Hub & Stainless Rotor - 5 x 4 1/4 x 7/16 | |
| | OBSOLETE | Hub & Cast Iron Rotor - 5 x 4 1/2 x 7/16 | |
| | OBSOLETE | Hub & Stainless Rotor - 5 x 4 1/2 x 7/16 | |
| | T611035 | Hub & Cast Iron Rotor - 5 x 4 1/2 x 1/2 | |
| | T612035 | Hub & Stainless Rotor - 5 x 4 1/2 x 1/2 | |
| | T611040 | Hub & Cast Iron Rotor - 5 x 120 x 7/16 | |
| | T612040 | Hub & Stainless Rotor - 5 x 120 x 7/16 | |
| | ROTORS | These Rotors suit the above Hubs. Bolts are included in Kit | |
| 7 | TPT3110 | Cast Iron Rotor Kit - Includes: 2 x Rotors 10 x Bolts | |
| | TPT3111 | Alloy Bronze Rotor Kit - Includes: 2 x Rotors 10 x Bolts | |





1500kg Disc Braked Hub Spares

With 260mm Dia Bolt-on Rotor
[Obsolete Model]



NB:

This range of 260mm Bolt On Disc Hubs are now obsolete.

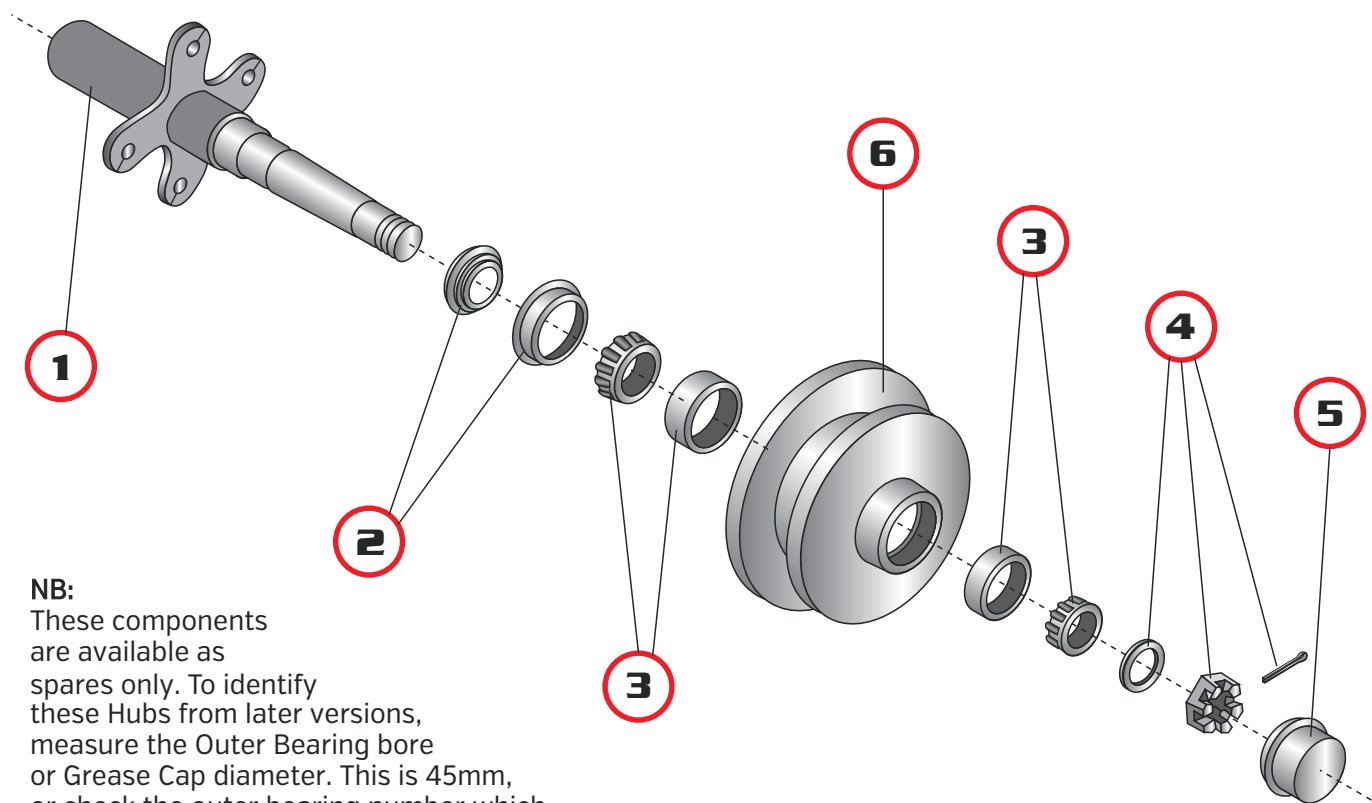
Stub Axle Profiles - Non Braked Type

| Item: | Part No: | Description: | Notes: |
|-------|------------------------|--|--|
| 1 | OBSOLETE | Stub Axle - Right Hand | Refer Page 109 for specs |
| | OBSOLETE | Stub Axle - Left Hand | As above |
| 2 | TPT1013 | Seal Kit - Includes: 2 x Seals, Washers & Wear Rings. | Seal - 37mm ID |
| | TPT10131 | Seal Kit - Includes: 1 x Seal, Washer & Wear Ring | As above |
| 3 | TPT1184 | Bearing Kit - Includes: 1 x LM11910 & LM11949 Outer Cup & Cone. 1 x LM67010 & LM67048 Inner Cup & Cone. | Outer bearing 3/4" ID Inner Bearing 1 1/4" ID |
| | TPT11841 | Bearing Cone Kit - Includes: 1 x LM11949 Outer Cone & 1 x LM67048 Inner Cone. | |
| 4 | TPT1008 | Nut Kit - Includes: 1 x 3/4" Nut, Washer & Split Pin. | |
| 5 | TPT1007 | Grease Cap Kit - Includes: 2 x 45mm Grease Caps. | |
| 6 | HUB & ROTOR | These Hubs have 5 Spigots on its rear face. Fitted with LM11910 & LM67010 Bearing Cups. | Refer Page 111 for specs |
| | OBSOLETE | Hub & Cast Iron Rotor - 5" x 4 1/2" x 7/16" | Rotor 260mm dia |
| | OBSOLETE | Hub & Cast Iron Rotor - 5" x 4 1/2" x 1/2" | Rotor 260mm dia |
| | OBSOLETE | Hub & Alloy Bronze Rotor - 5" x 4 1/2" x 7/16" | Rotor 260mm dia |
| | OBSOLETE | Hub & Alloy Bronze Rotor - 5" x 4 1/2" x 1/2" | Rotor 260mm dia |
| 7 | OBSOLETE | 260mm dia Rotor | Cast Iron |
| | OBSOLETE | 260mm dia Rotor | Alloy Bronze |



2000kg Disc Braked Hub Spares

275mm Dia Rotor Integral with Hub [Obsolete Model]



NB:

These components are available as

spares only. To identify these Hubs from later versions, measure the Outer Bearing bore or Grease Cap diameter. This is 45mm, or check the outer bearing number which is LM11910 Cup and LM11949 Cone.

Later version have a larger Cup and Bearing.

These components also suit early 35cwt, 40cwt and 2000kg Duratorques with 3/4" dia Outer Bearing.

Stub Axle Profiles - Disc Braked Type

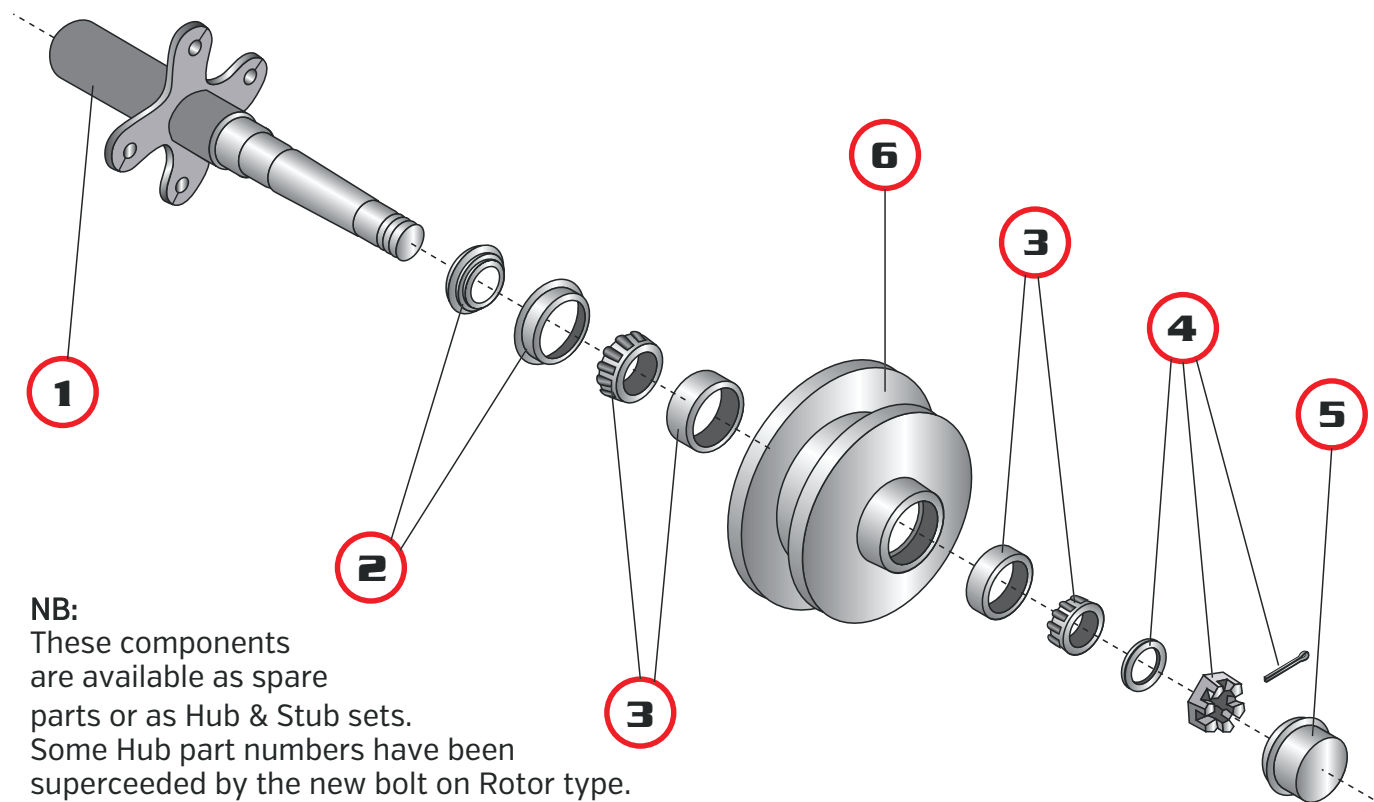
| Item: | Part No: | Description: | Notes: |
|-----------|--------------------|---|--|
| 1 | OBSOLETE | Stub Axle & Yoke | Refer Page 109 for specs |
| 1a | GREASE SEAL | Very early versions had the Seal integral with the Inner Bearing. These can be interchanged with the listed parts. | |
| 2 | TPT1014 | Seal Kit - Includes: 2 x Seals, Washers & Wear Rings. | Seal - 46mm ID |
| | TPT10141 | Seal Kit - Includes: 1 x Seal, Washer & Wear Ring | As above |
| 3 | BEARINGS | Very early versions had the Inner Bearing integral with the Seal. These can be interchanged with the listed parts. | |
| | TPT1011 | Bearing Kit - Includes: 1 x LM11910 & LM11949 Outer Cup & Cone. 1 x LM48510 & LM48548 Inner Cup & Cone. | Outer bearing 3/4" ID Inner Bearing 1 1/4" ID |
| | TPT10111 | Bearing Cone Kit - Includes: 1 x LM11949 Outer Cone & 1 x LM48548 Inner Cone. | |
| 4 | TPT1008 | Nut Kit - Includes: 1 x 3/4" Nut, Washer & Split Pin. | |
| 5 | TPT1007 | Grease Cap Kit - Includes: 2 x 45mm Grease Caps. | |
| 6 | HUBS | These Hubs with Integral Rotors have a Flange dia of 220mm, and a Rotor dia of 275mm. Fitted with LM11910 & LM48510 Bearing Cups. | Refer Page 111 for specs |
| | OBSOLETE | Hub - Blank | |
| | OBSOLETE | Hub - 5 x 4 1/2 x 7/16 | |
| | OBSOLETE | Hub - 5 x 4 1/2 x 7/16 | |
| | OBSOLETE | Hub - 5 x 4 3/4 x 7/16 | |
| | OBSOLETE | Hub - 6 x 5 1/2 x 1/2 | |





2000kg Disc Braked Hub Spares

275mm Dia Rotor Integral with Hub [Current model]



NB:

These components are available as spare parts or as Hub & Stub sets.

Some Hub part numbers have been superceeded by the new bolt on Rotor type.

To identify these Hubs from earlier versions,

measure the Outer Bearing bore or Grease Cap diameter. This is 50.2mm, or check the outer bearing numbers which are LM44610 Cup and LM44649 Cone. These components also suit late model 2200kg Duratorque Suspensions.

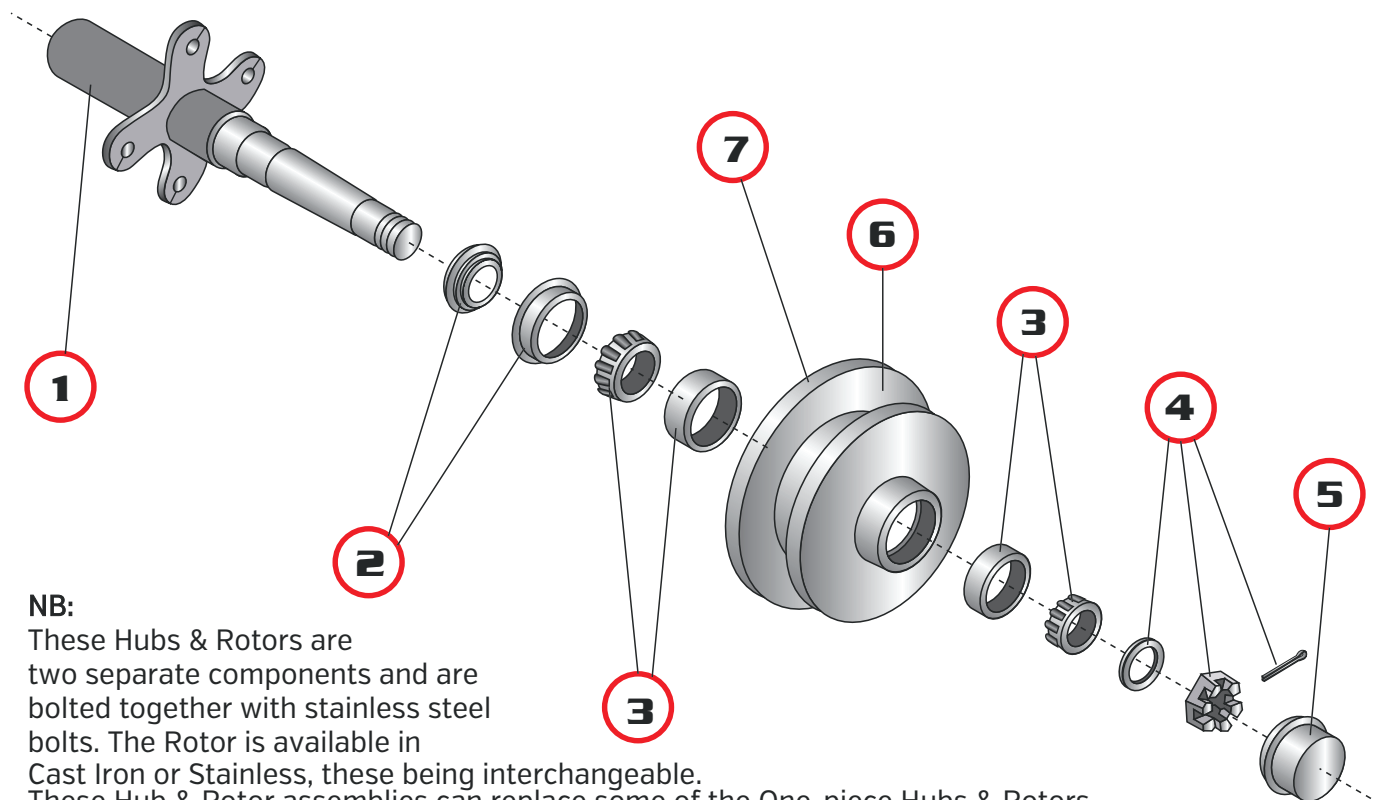
Stub Axle Profiles - Disc Braked Type

| Item: | Part No: | Description: | Notes: |
|-------|-----------------|---|---|
| 1 | T994297 | Stub Axle & Yoke | Refer Page 109 for specs |
| 2 | TPT1014 | Seal Kit - Includes: 2 x Seals, Washers & Wear Rings. | Seal - 37mm ID |
| | TPT10141 | Seal Kit - Includes: 1 x Seal, Washer & Wear Ring | As above |
| 3 | TPT1129 | Bearing Kit - Includes: 1 x LM44610 & LM44649 Outer Cup & Cone. 1 x LM48510 & LM48548 Inner Cup & Cone. | Outer bearing 1.06" ID Inner Bearing 1.375" ID |
| | TPT11291 | Bearing Cone Kit - Includes: 1 x LM44649 Outer Cone & 1 x LM48548 Inner Cone. | |
| 4 | TPT10081 | Nut Kit - Includes: 1 x 3/4" Nut, Washer & Split Pin. | Large Hex Nut |
| 5 | TPT1140 | Grease Cap Kit - Includes: 1 x 50.2mm Grease Cap. | |
| 6 | HUBS | These Integral Hubs have a Flange dia of 220mm, and a Rotor dia of 275mm. Fitted with LM44610 & LM48510 Bearing Cups. These Hubs can be replaced with the latest bolt on Rotor type where shown. See RH column below. | Refer Page 111 for specs |
| | OBSOLETE | Hub - Blank | Can use T631005 or T632005 |
| | OBSOLETE | Hub - 5 x 4 1/2 x 7/16 | No Alternate |
| | T630035 | Hub - 5 x 4 1/2 x 1/2 | Can use T631035 or T632035 |
| | OBSOLETE | Hub - 5 x 4 3/4 x 7/16 | Can use T631040 or T632040 |
| | OBSOLETE | Hub - 5 x 6 1/2 x 1/2 | No Alternate |
| | T630055 | Hub - 6 x 5 1/2 x 1/2 | Can use T631055 or T632055 |



2000kg Disc Braked Hub Spares

260mm & 275mm Dia Bolt-On Rotor [Current Model]


NB:

These Hubs & Rotors are two separate components and are bolted together with stainless steel bolts. The Rotor is available in

Cast Iron or Stainless, these being interchangeable.

These Hub & Rotor assemblies can replace some of the One-piece Hubs & Rotors shown on Page 101. Note that two Rotor diagrams are used.

Stub Axle Profiles - Disc Braked Type

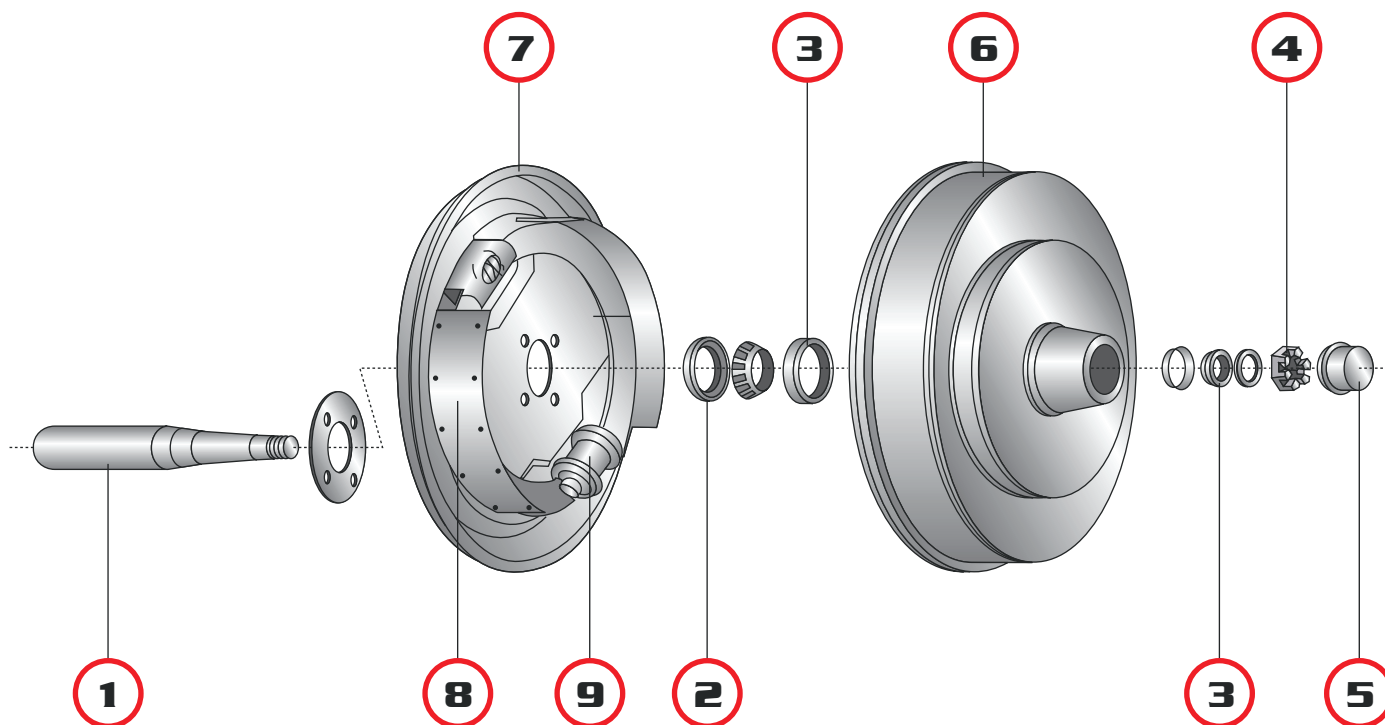
| Item: | Part No: | Description: | Notes: |
|-------|--------------------------|--|---|
| 1 | T994297 | Stub Axle & Yoke - Latest version is single yoke | Refer Page 109 for specs |
| 2 | TPT1014 | Seal Kit - Includes: 2 x Seals, Washers & Wear Rings. | Seal - 37mm ID |
| | TPT10141 | Seal Kit - Includes: 1 x Seal, Washer & Wear Ring | As above |
| 3 | TPT1129 | Bearing Kit - Includes: 1 x LM44610 & LM44649 Outer Cup & Cone. 1 x LM48510 & LM48548 Inner Cup & Cone. | Outer bearing 1.06" ID Inner Bearing 1.375" ID |
| | TPT11291 | Bearing Cone Kit - Includes: 1 x LM44649 Outer Cone & 1 x LM48548 Inner Cone. | Use with new Hub which has fitted Cups |
| 4 | TPT10081 | Nut Kit - Includes: 1 x 3/4" Nut, Washer & Split Pin. | Large Hex Nut |
| 5 | TPT1140 | Grease Cap Kit - Includes: 2 x 50.2mm Grease Caps. | |
| 6 | HUBS & ROTORS | These Hubs are assembled with either Cast Iron or Alloy Bronze Rotors. See below for separate components. Hubs are fitted with LM44610 & LM48548 Bearing Cups. | Refer Page 110 for specs |
| | T631005 | Hub & Cast Iron Rotor - Blank - 275mm dia Rotor | |
| | T632005 | Hub & Stainless Rotor - Blank - 275mm dia Rotor | |
| | T631035 | Hub & Cast Iron Rotor - 5 x 4 1/2 x 1/2 - 275mm dia Rotor | |
| | T632035 | Hub & Stainless Rotor - 5 x 4 1/2 x 1/2 - 275mm dia Rotor | |
| | T631040 | Hub & Cast Iron Rotor - 5 x 120 x 7/16 - 275mm dia Rotor | |
| | T632040 | Hub & Stainless Rotor - 5 x 120 x 7/16 - 275mm dia Rotor | |
| | T631055 | Hub & Cast Iron Rotor - 6 x 5 1/2 x 1/2 - 275mm dia Rotor | |
| | T632055 | Hub & Stainless Rotor - 6 x 5 1/2 x 1/2 - 275mm dia Rotor | |
| | OBSOLETE | Hub & Cast Iron Rotor - 5 x 4 1/2 x 1/2 - 260mm dia Rotor | |
| | OBSOLETE | Hub & Alloy Bronze Rotor - 5 x 4 1/2 x 1/2 - 260mm dia Rotor | |
| | ROTORS | These Rotor Kits include: 2 x Rotors & 10 x Mounting Bolts | |
| 7 | TPT3112 | Cast Iron Rotor Kit - Includes Bolts - 275mm dia Rotor | |
| | TPT3113 | Stainless Rotor Kit - Includes Bolts - 275mm dia Rotor | |
| | OBSOLETE | Cast Iron Rotor - Includes Bolts - 260mm dia Rotor | |
| | OBSOLETE | Stainless Rotor - Includes Bolts - 260mm dia Rotor | |





9" Hydraulic Drum Brake Spares

NB: For Identification, measure the inside diameter of the Drum and the width of the Brake Shoes. The Drum is 9" inside and the Shoes are 1 1/2" wide. The Drum is integral with the Hub. These components also suit 1000kg Duratorque Suspensions.



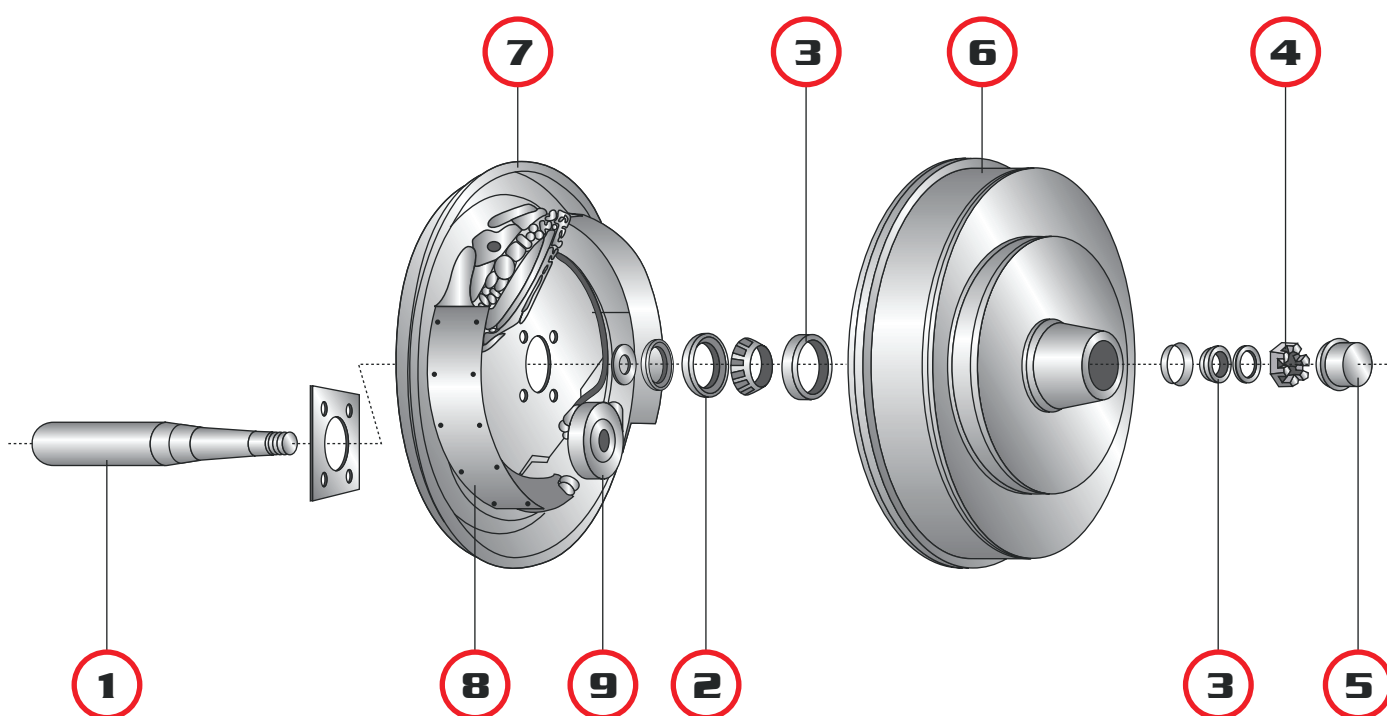
9" Hydraulic Drum Brake Spares

| Item: | Part No: | Description: | Notes: |
|-------|-----------------------|---|--|
| 1 | T593664 | Stub Axle & Flange Assembly. | Refer Page 109 for specs |
| 2 | TPT1013 | Seal Kit - Includes: 2 x Seals, Washers & Wear Rings. | Seal diameter 37mm ID |
| 3 | TPT1184 | Bearing Kit - Includes: 1 x LM11910 & LM11949 Outer Cup & Cone. 1 x LM67010 & LM67048 Inner Cup & Cone. | |
| | TPT11841 | Bearing Cone Kit - Includes: 1x LM11949 Outer Cone & 1 x LM67048 Inner Cone. | Use with New Hub which has fitted cups |
| 4 | TPT1008 | Nut Kit - Includes: 1 x 3/4" Nut, Washer & Split Pin. | |
| 5 | TPT1007 | Grease Cap Kit - Includes: 2 x 45mm dia Caps. | |
| 6 | HUB & DRUM | These Drums are 9" inside dia. Hubs fitted with LM11910 & LM67010 Bearing Cups. | |
| | OBSOLETE | Hub & Drum - Blank | |
| | OBSOLETE | Hub & Drum - 4 x 4 1/2 x 7/16 | |
| | OBSOLETE | Hub & Drum - 5 x 4 1/4 x 7/16 | |
| | OBSOLETE | Hub & Drum - 5 x 4 1/2 x 7/16 | |
| | T995435 | Hub & Drum - 5 x 4 1/2 x 1/2 | |
| | T995440 | Hub & Drum - 5 x 4 3/4 x 7/16 | |
| | OBSOLETE | Hub & Drum - 6 x 5 1/2 x 1/2 | |
| 7 | T593662 | Backing Plate Assembly - Left Hand | |
| | T593663 | Backing Plate Assembly - Right Hand | |
| 8 | TPT5008 | Brake Shoe - Set (1 Pair) | |
| 9 | TPT1045 | Wheel Cylinder Assembly | |



10" Electric Drum Brake Spares

NB: For Identification, measure the inside diameter of the Drum and the width of the Brake Shoes. The Drum is 10" inside and the Brake Shoes 2 1/4" wide. The Drum is integral with the Hub. Also identify the type of magnet. Early versions fitted with a round magnet, while the later version were oval. These components suit 1500kg and 1750kg axles.



10" Electric Drum Brake Spares

| Item: | Part No: | Description: | Notes: |
|-------|-----------------------|---|--|
| 1 | T993465 | Stub Axle & Flange Assembly - 1500kg version | Refer Page 109 for specs |
| 2 | TPT1013 TPT1013 5 | Seal Kit 1500kg - Includes: 2 x Seals, Washers & Wear Rings. Seal Kit 1750kg - Includes: 1 x Seal & Wear Ring. | Seal diameter 37mm ID Seal diameter 43mm ID |
| 3 | TPT1184 | Bearing Kit 1500kg - Includes: 1 x LM11910 & LM11949 Outer Cup & Cone. 1 x LM67010 & LM67048 Inner Cup & Cone. | Outer Bearing 3/4" ID Inner Bearing 1 1/4" ID |
| | TPT118 6 | Bearing Kit 1750kg - Includes: 1 x LM12710 & LM12749 Outer Cup & Cone. 1 x LM68110 & LM68149 Inner Cup & Cone. | |
| 4 | TPT1008 | Nut Kit - Includes: 1 x 3/4" Nut, Washer & Split Pin. | |
| 5 | TPT1007 | Grease Cap Kit - Includes: 2 x 45mm dia Caps. | |
| 6 | HUB & DRUM | These Drums are 10" inside dia. Hubs fitted with LM11910 & LM67010 or LM12710 & LM68110 Bearing Cups. | |
| | OBSOLETE | Hub & Drum 1500kg - Blank | |
| | T995535 | Hub & Drum 1500kg - 5 x 4 1/2 x 1/2 | |
| | T995555 | Hub & Drum 1500kg - 6 x 5 1/2 x 1/2 | |
| | T997435 | Hub & Drum 1750kg - 5 x 4 1/2 x 1/2 | |
| | T997455 | Hub & Drum 1750kg - 6 x 5 1/2 x 1/2 | |
| 7 | T593802 T593803 | Backing Plate Assembly - Left Hand Backing Plate Assembly - Right Hand | |
| 8 | TPT5010 | Brake Shoe Set - (One Side) | |
| 9 | OBSOLETE | Magnet - Round Type | |
| | TPT5002 | Magnet - Oval Type - Current Version | |

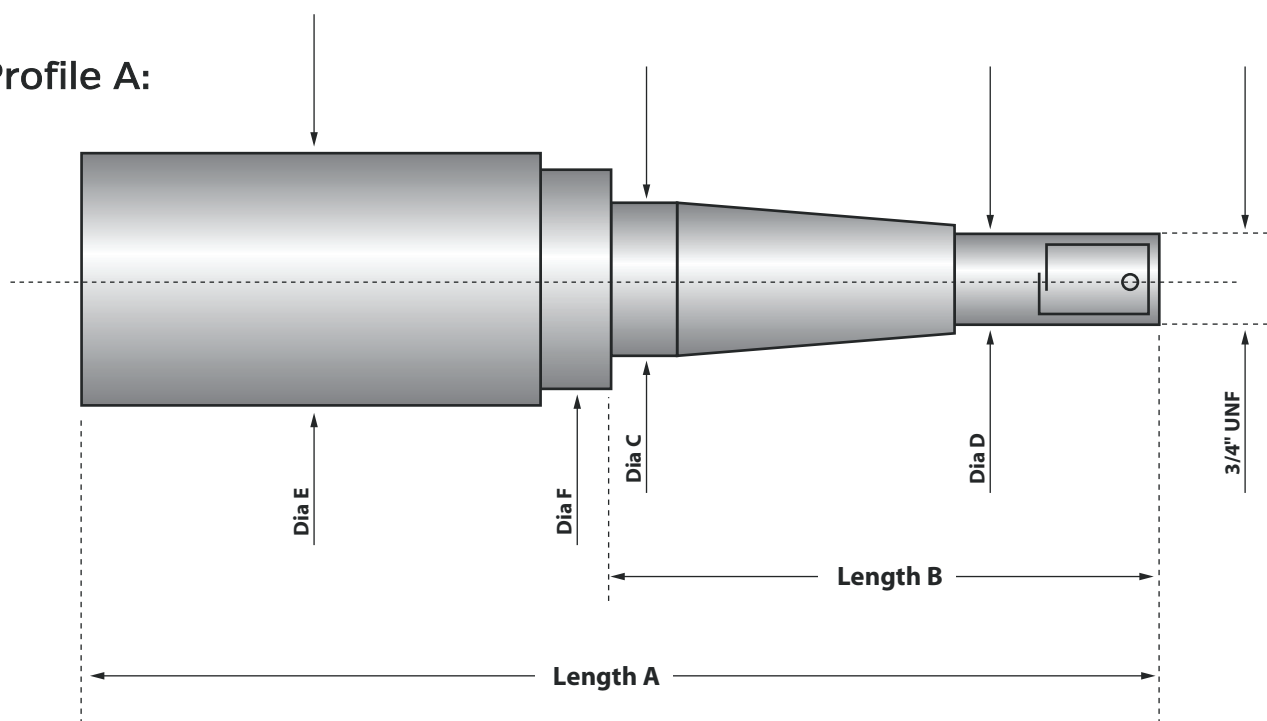




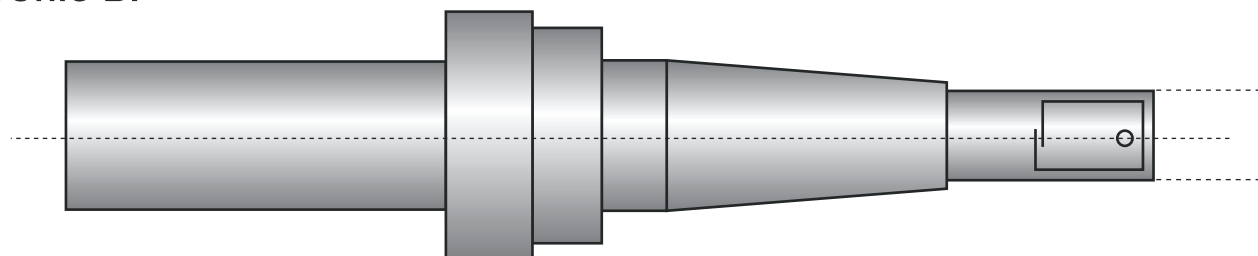
Stub Axle Profiles - Non Braked Type

NB: Some very early Stub Axles are no longer available but in some instances later versions can be modified to suit. This mainly applies to Stub Axles fitted to Duratorque Suspensions where they are shorter in length to the ones listed below.

Profile A:



Profile B:



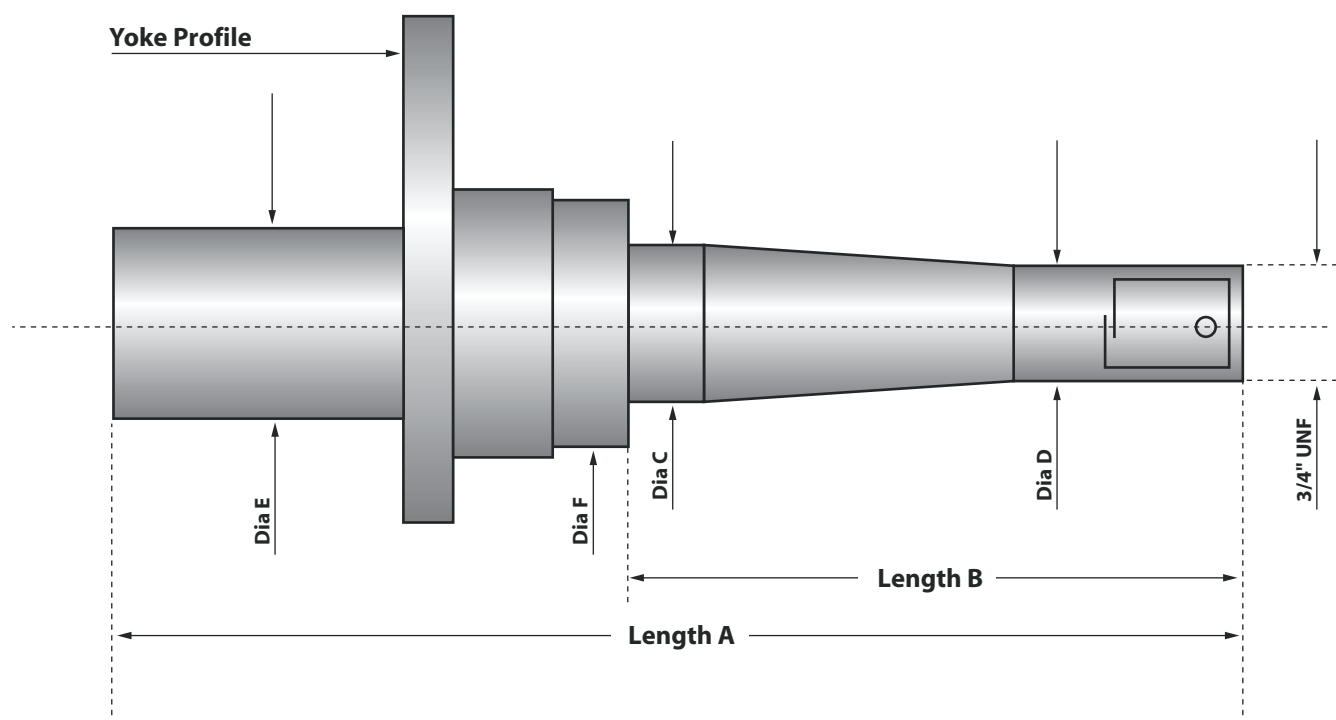
Stub Axle Profiles Non Braked Type

| Part No: | Description: | A | B | C | D | E | F | Profile: |
|-----------------|---------------------------------------|-------|--------|---------|---------|--------|------|----------|
| OBSOLETE | Early 1000kg Non-Braked Hubs | 260mm | 92mm | 25.4mm | 19mm | 32mm | 31mm | A |
| OBSOLETE | Early 1500kg Non-Braked Hubs | 260mm | 94.5mm | 31.75mm | 19mm | 38mm | 37mm | A |
| T995020 | Current 1500kg Non-Braked Hubs | 218mm | 106mm | 31.75mm | 19mm | 38mm | 37mm | A |
| T995022 | Current 1500kg Non-Braked Hubs | 218mm | 106mm | 31.75mm | 19mm | 33.8mm | 37mm | B |
| OBSOLETE | Early 2000kg Non-Braked Hubs | 260mm | 98.4mm | 35mm | 19mm | 38mm | 47mm | B |
| OBSOLETE | Late 2000kg Non-Braked Hubs | 260mm | 98.4mm | 35mm | 26.98mm | 38mm | 47mm | B |
| T994097 | 2000kg Hubs with provision for Rotors | 260mm | 117mm | 35mm | 26.98mm | 38mm | 47mm | B |



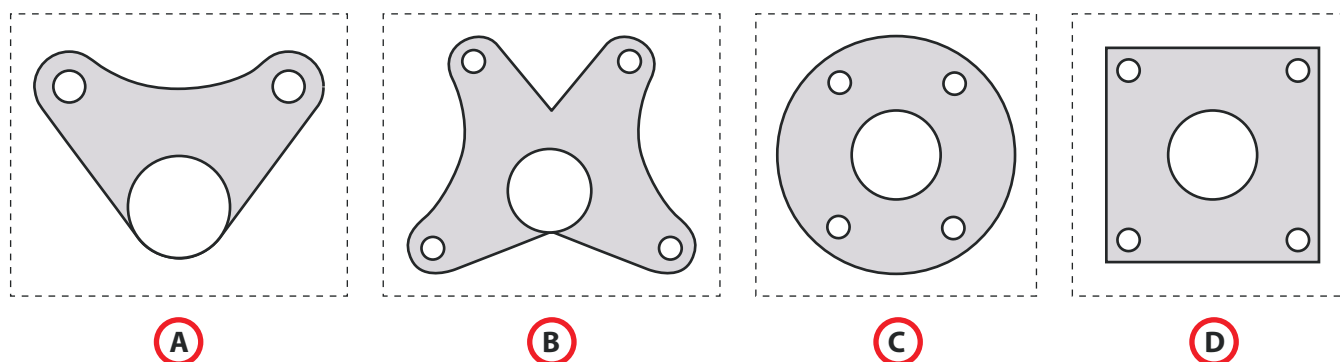
Stub Axle Profiles - Braking Type

NB: Braking Stub Axles are fitted with 'yokes' or 'flanges' for mounting Calipers or Backing Plates. A profile of the different mountings are shown below.



Stub Axle Profiles - Braking Type

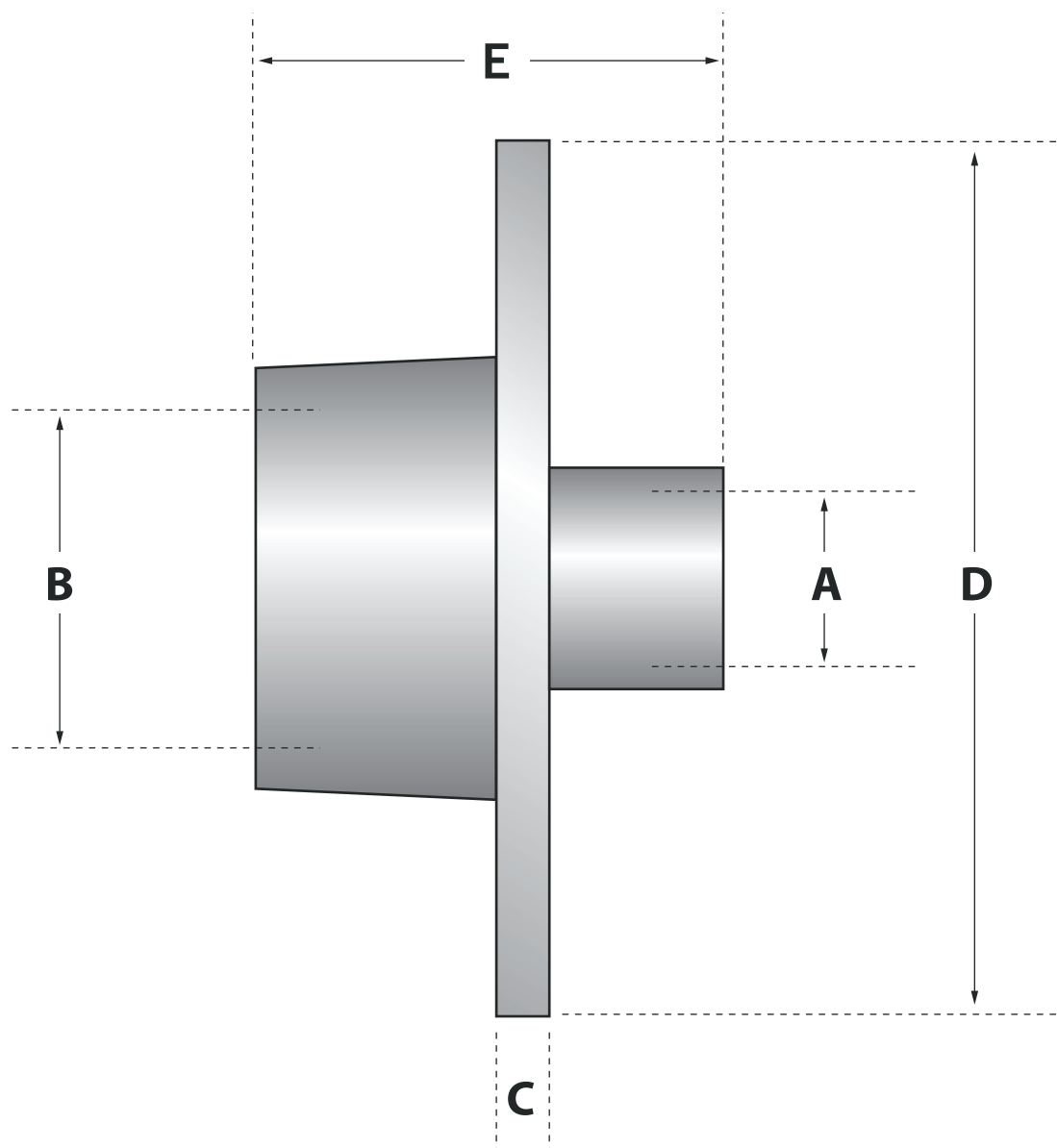
| Part No: | Description: | A | B | C | D | E | F | Flange: |
|-----------------|--|-------|-------|---------|---------|------|------|---------|
| OBSOLETE | Early 225mm dia - 1500kg Disc Brake | 260mm | 110mm | 31.75mm | 19mm | 38mm | 37mm | A |
| T993484 | Current 225mm dia - 1500kg Disc Brake | 260mm | 106mm | 31.75mm | 19mm | 38mm | 37mm | A |
| OBSOLETE | Current 225mm dia - 1500kg Disc Brake | 260mm | 106mm | 31.75mm | 19mm | 38mm | 37mm | B |
| OBSOLETE | Current 260mm dia - 1500kg Disc Brake - RH | 260mm | 106mm | 31.75mm | 19mm | 38mm | 37mm | A |
| OBSOLETE | Current 260mm dia - 1500kg Disc Brake - LH | 260mm | 106mm | 31.75mm | 19mm | 38mm | 37mm | A |
| OBSOLETE | Early 275mm dia - 2000kg Disc Brake | 260mm | 117mm | 35mm | 19mm | 38mm | 47mm | B |
| T994297 | Late 275mm dia - 2000kg Disc brake | 260mm | 117mm | 35mm | 26.98mm | 38mm | 47mm | B |
| T593664 | Current 9" dia Hydraulic Drum Brakes | 260mm | 106mm | 31.75mm | 19mm | 38mm | 37mm | C |
| T993465 | 10" dia Electric Drum Brakes | 260mm | 106mm | 31.75mm | 19mm | 38mm | 37mm | D |





Hub Dimensions: Non Braked

These dimensions are approximate only and are to be used for hub identification purposes only.
NB: They are not to be used as machining dimensions.



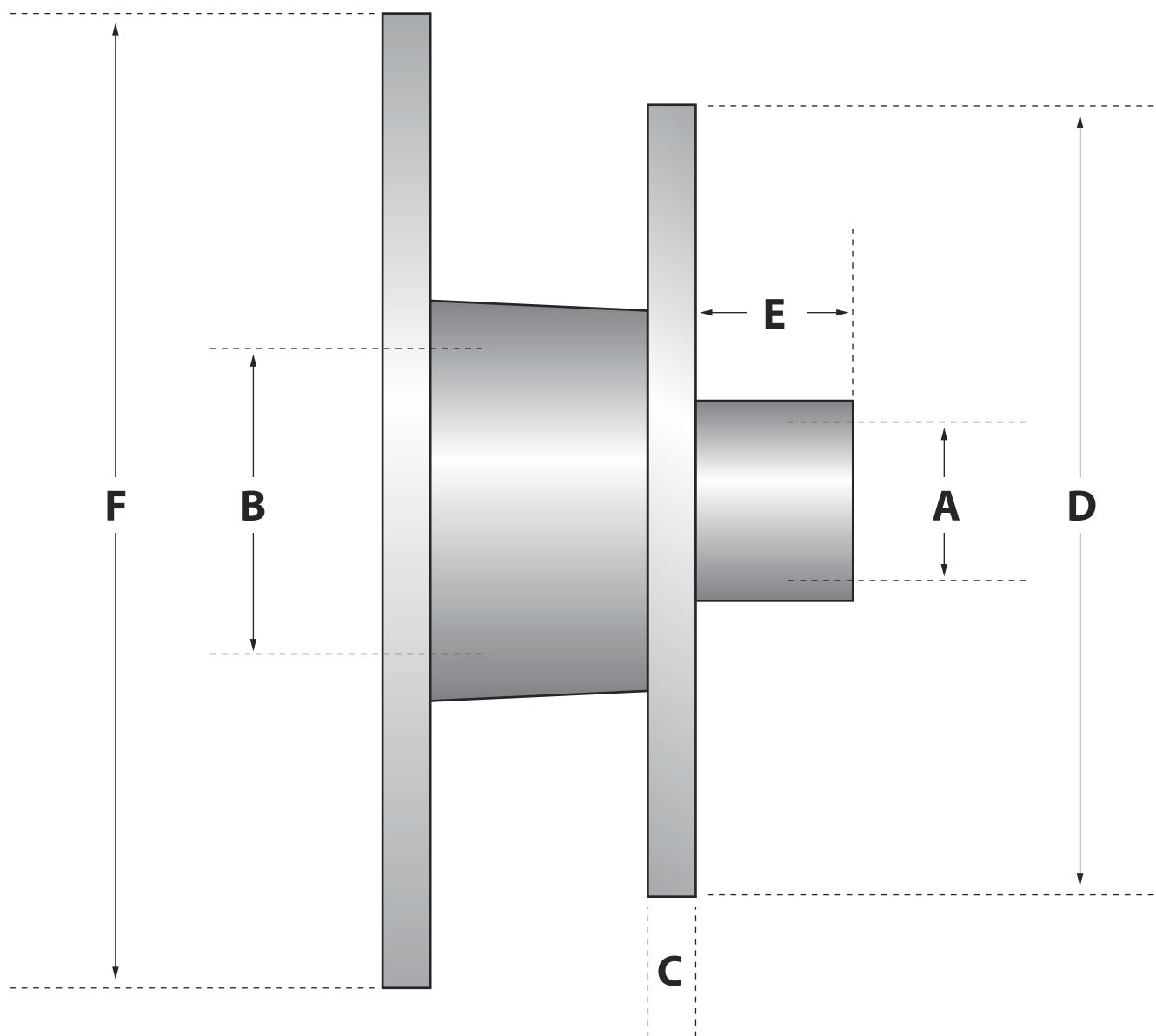
Hub Dimensions: Disc Brakes

| Hub Type: NON BRAKED | Page: | Fig A: OUTER BORE | Fig B: INNER BORE | Fig C: FLANGE THICKNESS | Fig D: FLANGE DIAMETER | Fig E: WIDTH OVERALL |
|-----------------------------------|-------|----------------------|----------------------|----------------------------|---------------------------|-------------------------|
| 1000kg | Pg-92 | 45mm | 50mm | 14mm | 175mm | 85mm |
| 1500kg | Pg-93 | 45mm | 59mm | 18mm | 175mm | 87mm |
| 1500kg (Check Flange Diameter) | Pg-93 | 45mm | 59mm | 11mm | 140mm | 97mm |
| | | | | 11mm | 155mm | 97mm |
| | | | | 14mm | 190mm | 97mm |
| 1500kg (Spigot Type) | Pg-95 | 45mm | 59mm | 11mm | 155mm | 97mm |
| 2000kg | Pg-95 | 45mm | 65mm | 17mm | 220mm | 90mm |
| 2000kg | Pg-97 | 50mm | 65mm | 17mm | 220mm | 90mm |
| 2000kg (Spigot Type) | Pg-98 | 50mm | 65mm | 13mm | 190mm | 110mm |



Hub Dimensions: Disc Braked

These dimensions are approximate only and are to be used for hub identification purposes only.
NB: They are not to be used as machining dimensions.



Hub Dimensions: Disc Brakes

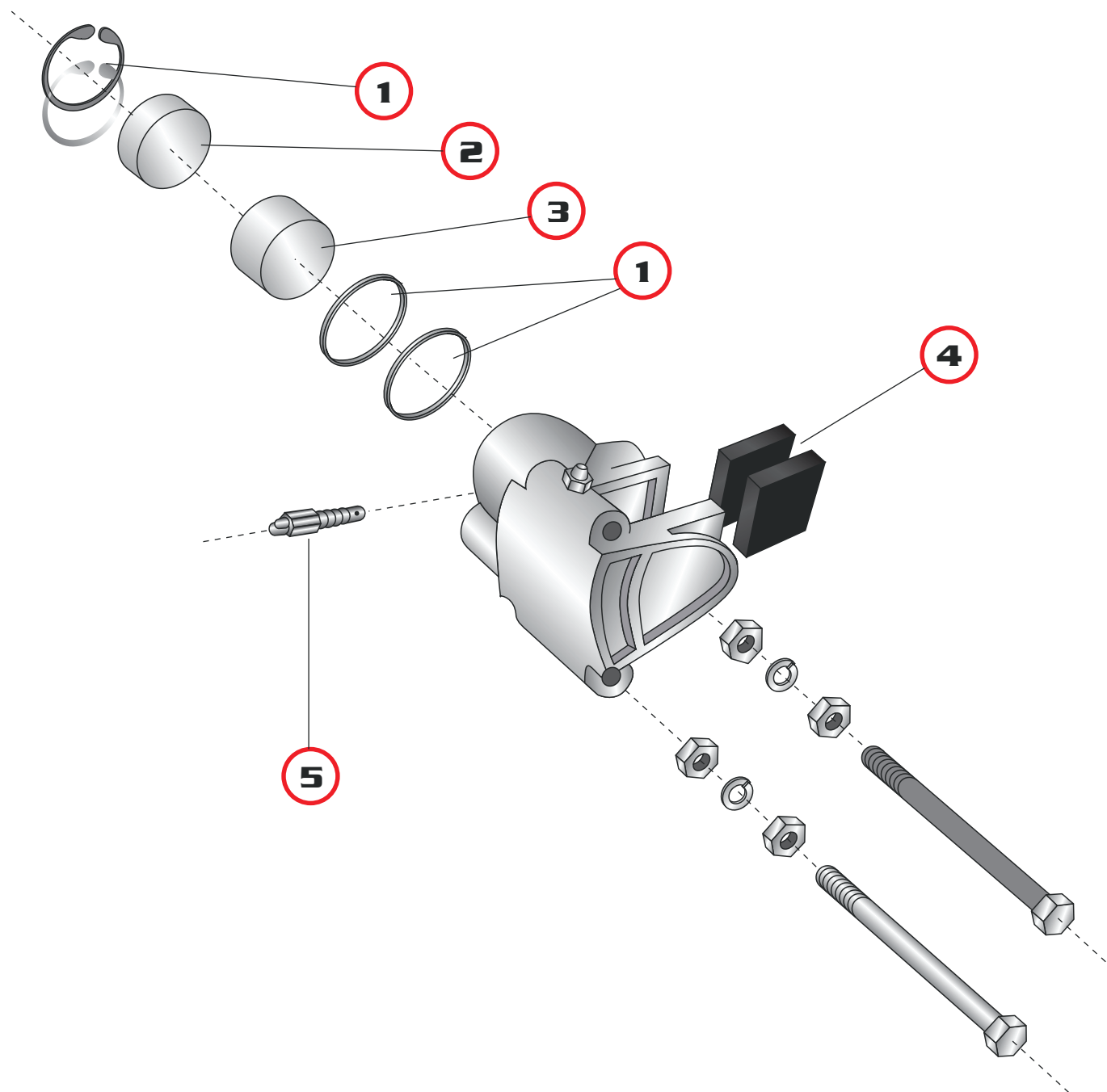
| Hub Type: DISC BRAKED | Page: | Fig A: OUTER BORE | Fig B: INNER BORE | Fig C: FLANGE THICKNESS | Fig D: FLANGE DIAMETER | Fig E: BOSS LENGTH | Fig F: ROTOR DIAMETER |
|--------------------------|--------|----------------------|----------------------|-------------------------------|------------------------------|--------------------------|-----------------------------|
| 1500kg | Pg-99 | 45mm | 59mm | 15mm | 180mm | 27mm | 225mm |
| 1500kg | Pg-100 | 45mm | 59mm | 15mm | 180mm | 34mm | 225mm |
| 1500kg (Spigot Type) | Pg-101 | 45mm | 59mm | 12mm | 155mm | 38mm | 225mm or 260mm |
| 2000kg | Pg-102 | 45mm | 65mm | 15mm | 220mm | 30mm | 275mm |
| 2000kg | Pg-103 | 50mm | 65mm | 15mm | 220mm | 30mm | 275mm |
| 2000kg (Spigot Type) | Pg-104 | 50mm | 65mm | 13mm | 190mm | 30mm | 275mm or 260mm |





Hydraulic Caliper - Mk1

[Obsolete - Some spares available]



Hydraulic Caliper - MK1

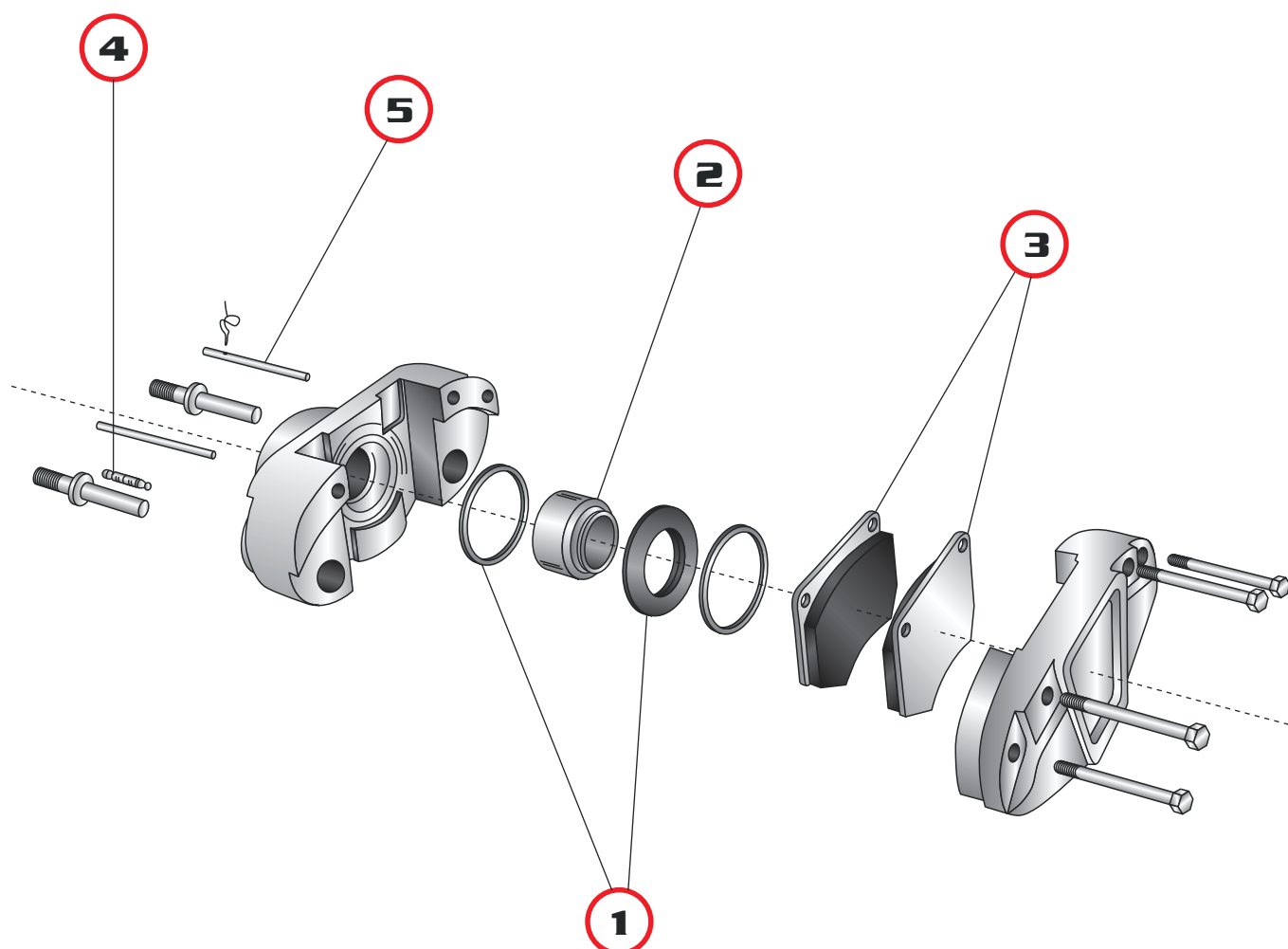
| Item: | Part No: | Description: | Notes: |
|-------|-----------------|---|----------------------|
| 1 | TPT1015 | O Ring Kit - Includes: 2 x O Rings & 1 x Circlip | 1 3/4" x 1/8" |
| | TPT1072 | Kit - Includes: 2 x O Rings, 1 x Circlip, & 2 x Brake Pads | Includes items 1 & 4 |
| 2 | OBSOLETE | Piston | Shorter of the two |
| 3 | OBSOLETE | Piston | Longer of the two |
| 4 | TPT1016 | Brake Pad Kit | 1 3/8" square |
| 5 | TPT1092 | Bleed Screw | 1/4" unc thread |



Hydraulic Disc Brake Caliper - MK2

[Obsolete – Some spares available]

NB: These Calipers are no longer available as complete units. Components that are not numbered are no longer available. If these Calipers require replacement order part numbers TPT1099 for Cast Iron Calipers. These Calipers are a direct replacement and the kits include Pads and Mounting Bolts.



Hydraulic Disc Brake Caliper - Early MK2 Version

| Item: | Part No: | Description: | Notes: |
|-------|-----------------|--|----------------------|
| 1 | TPT1017 | O Ring Kit - Includes: 1 x O Ring & 1 x Boot | |
| | TPT1074 | Kit - Includes: 1 x O Ring, 1 x Boot & 2 x Brake Pads | Includes items 1 & 3 |
| 2 | OBSOLETE | Piston | Now Phenolic |
| 3 | TPT1018 | Brake Pad Kit - Includes 2 x Brake Pads | |
| 4 | TPT1092 | Bleed Screw - Includes 1 x Bleed Screw | 1/4" UNC thread |
| 5 | TPT1093 | Locating Pin Kit - Includes: 2 x Pins & 2 x Clips | |

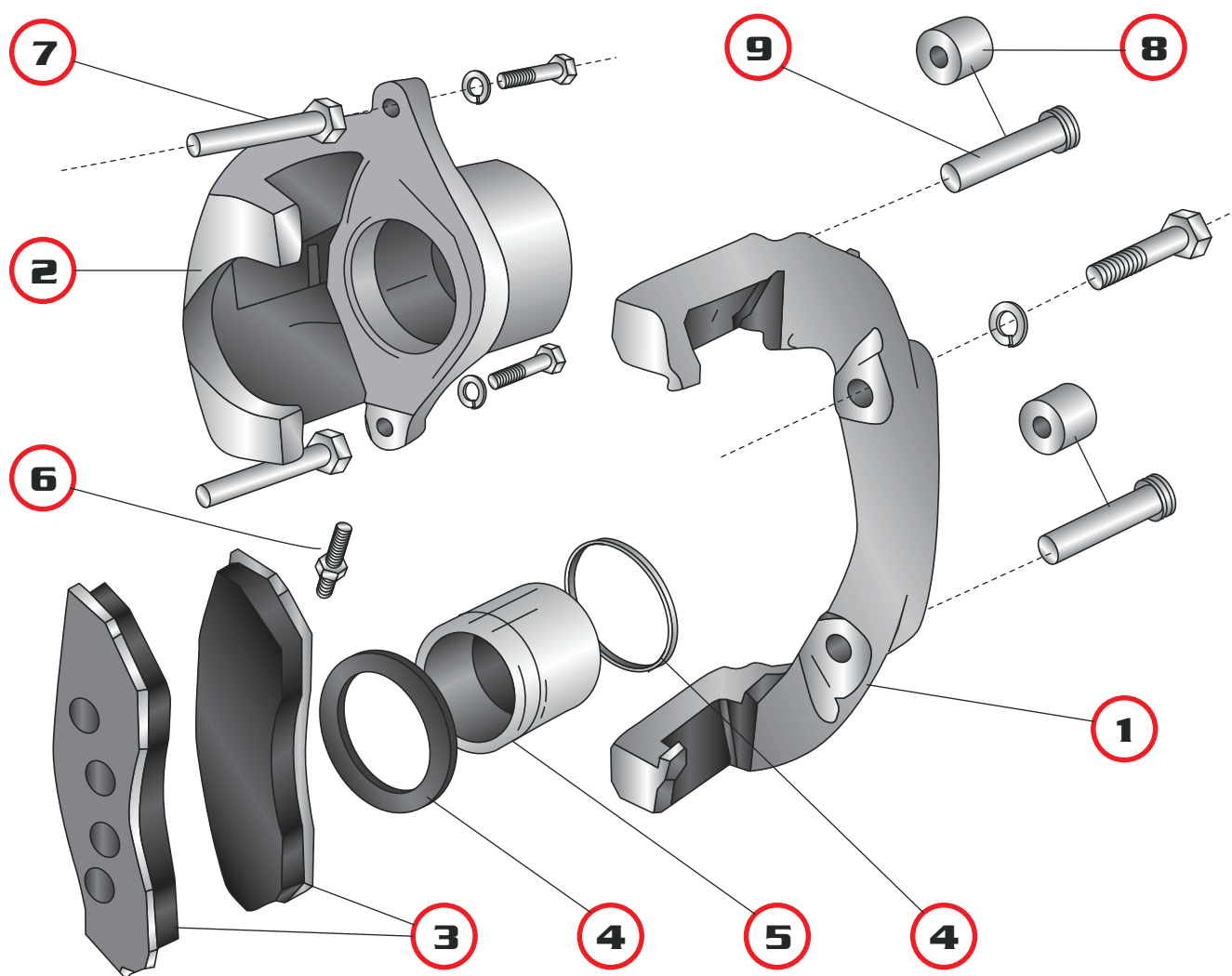




Hydraulic Disc Brake Caliper

Current Model - Cast Iron Version

NB: These Calipers are standard Cast Iron versions and are available as complete units. Where used for replacing earlier MK2 Calipers, the only difference is the Anchor Plate. See under note column below.



Hydraulic Disc Brake Caliper - Current MK5 Model - Cast Iron Version

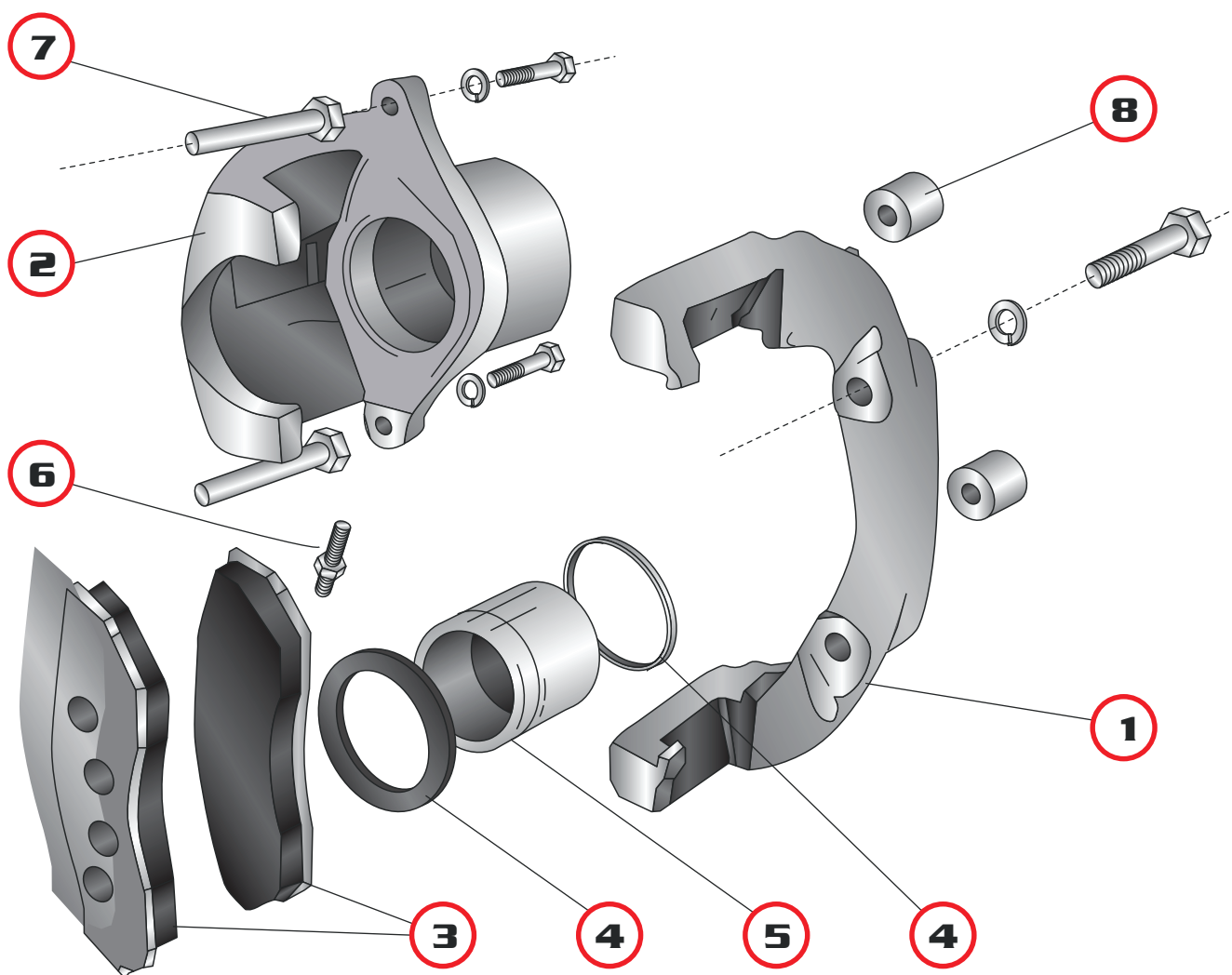
| Item: | Part No: | Description: | Notes: |
|-------|-----------------|--|-------------------------------|
| 1 | T992265 | Anchor Plate - Suits 225mm & 260mm dia Rotors used with 1500kg Hubs and 275mm Rotors with 2000kg Hubs | |
| | OBSOLETE | Anchor Plate - Includes Bushes | For MK2 Conversion |
| 2 | T992808 | Body - No other components included | |
| 3 | TPT10202 | Brake Pad Kit - Includes: 4 x non asbestos Pads | Mild Steel Backing Plate |
| | TPT10203 | Brake Pad Kit - Includes: 4 x non asbestos Pads | Stainless Steel Backing Plate |
| 4 | TPT1019 | Seal Kit - Includes: 1 x Piston Boot, 1 x Piston Seal & 2 x Slide Pin Boots | |
| 5 | TPT1125 | Piston Kit - Includes: 1 x Piston | Phenolic Piston |
| | TPT1076 | Service Kit - Includes: 2 x Brake Pads, 1 x Piston Boot, 1 x Piston Seal & 2 x Slide Pin Boots | |
| | TPT1077 | Service Kit - Includes: 1 x Piston, 1 x Piston Boot, 1 x Piston Seal, 2 x Slide Pin Boots, 1 x Bleed Screw & 2 x Pins, Bolts/Screws & Washers | |
| 6 | TPT1091 | Bleed Screw Kit - Includes: 1 x Bleed Screw | 3/8" UNF thread |
| 7 | TPT1078 | Slide Pin Kit - Includes: 2 x Pins, Bolts/Screws & Washers | |
| 8 | TPT1075 | Slide Pin Boot - Includes: 2 x Boots | |
| 9 | TPT1079 | Slide Pin Bushes - Includes: 2 x Bushes | Not fitted to early Anchors |



Hydraulic Disc Brake Caliper

Current Model - Stainless Steel version

NB: These Calipers are Stainless Steel versions and are available as complete units. Where used for replacing earlier MK2 Calipers, the only difference is the Anchor Plate. Refer to note column below.



Hydraulic Disc Brake Caliper - Current MK6 Model - Stainless Steel Version

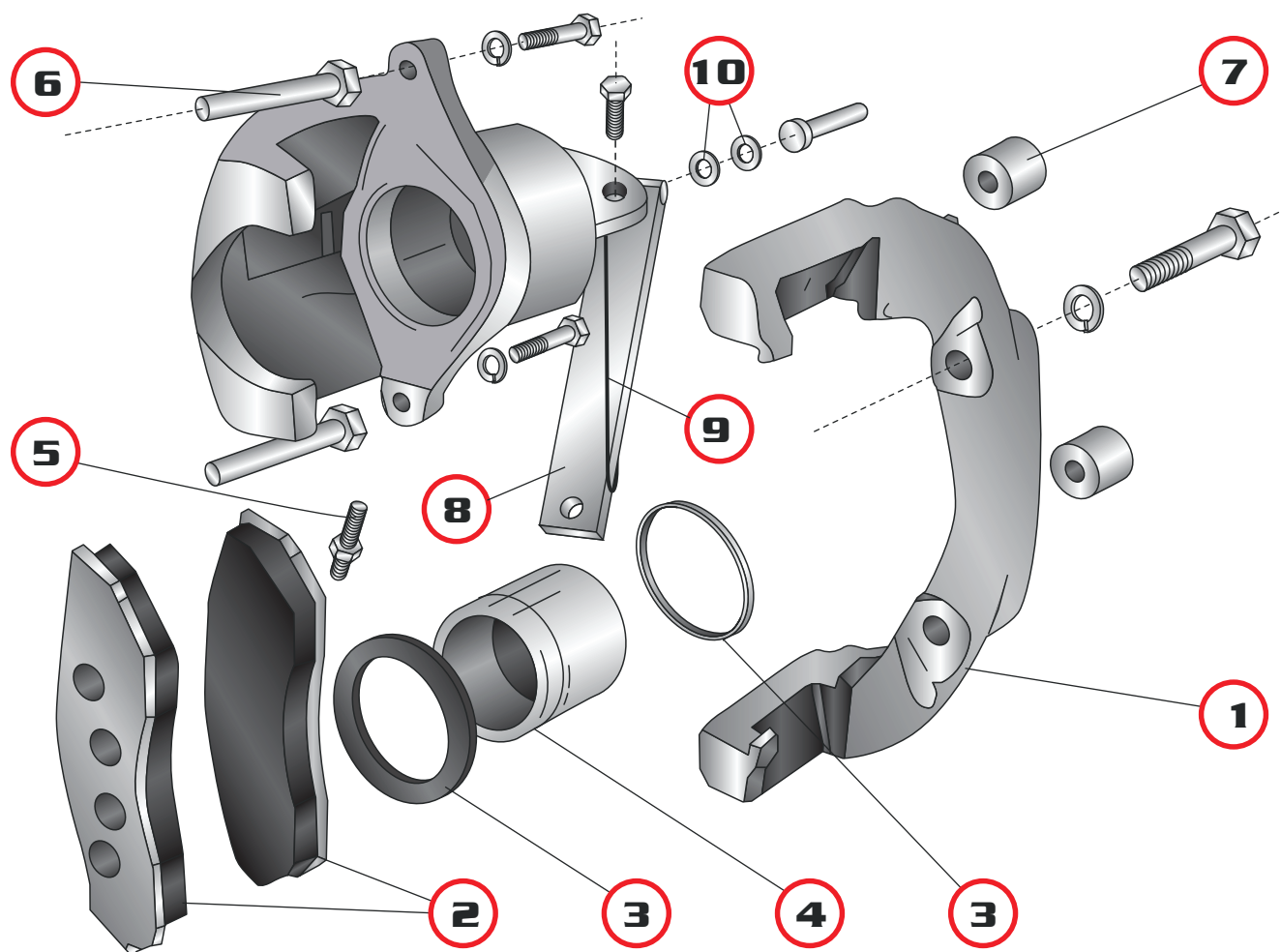
| Item: | Part No: | Description: | Notes: |
|-------|-----------------|--|-------------------------|
| 1 | T992268 | Anchor Plate - Suits 225mm & 260mm dia Rotors used with 1500kg Hubs and 275mm Rotors with 2000kg Hubs | |
| | OBSOLETE | Anchor Plate - Suits 260mm dia Rotors used with 2000kg Hubs only | |
| 2 | OBSOLETE | Body - No other components included | For MK2 Conversion |
| 3 | TPT10203 | Brake Pad Kit - Includes 4 x non asbestos Pads with S/S Backing | Stainless Steel Backing |
| 4 | TPT1019 | Seal Kit - Includes: 1 x Piston Boot, 1 x Piston Seal & 2 x Slide Pin Boots | |
| 5 | TPT1125 | Piston Kit - Includes 1 x Piston | Phenolic Piston |
| | TPT1076 | Service Kit - Includes: 2 x Brake Pads, 1 x Piston Boot, 1 x Piston Seal & 2 x Slide Pin Boots | |
| | TPT1077 | Service Kit - Includes: 1 x Piston, 1 x Piston Boot, 1 x Piston Seal, 2 x Slide Pin Boots, 1 x Bleed Screw & 2 x Pins, Bolts/Screws & Washers | |
| 6 | TPT1091 | Bleed Screw Kit - Includes 1 x Bleed Screw | 3/8" UNF thread |
| 7 | TPT1078 | Slide Pin Kit - Includes: 2 x Pins, Bolts/Screws & Washers | |
| 8 | TPT1075 | Slide Pin Boot Kit - Includes 2 x Boots | |





Hydraulic Mechanical Brake Caliper

[Obsolete Model]



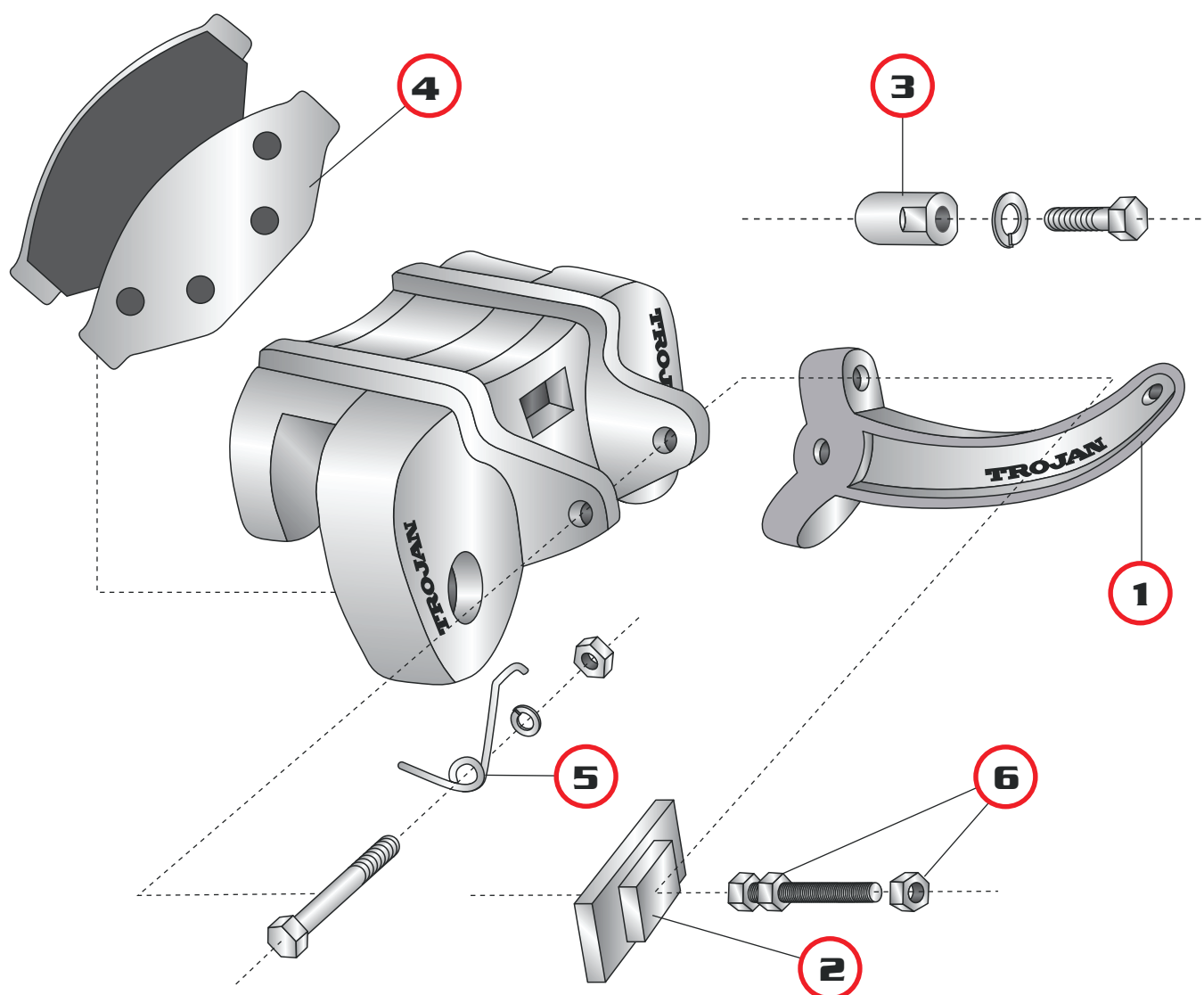
Hydraulic Disc Brake Caliper - MK6 Model - Stainless Steel Version

| Item: | Part No: | Description: | Notes: |
|-------|-----------------|--|-------------------------|
| 1 | T992268 | Anchor Plate - Suits 225mm & 260mm dia Rotors used with 1500kg Hubs and 275mm Rotors with 2000kg Hubs | |
| | OBSOLETE | Anchor Plate - Suits 260mm dia Rotors used with 2000kg Hubs only | |
| 2 | TPT10203 | Brake Pad Kit - Includes: 4 x non asbestos Pads with SS backing | Stainless Steel Backing |
| 3 | TPT1019 | Seal Kit - Includes: 1 x Piston Boot, 1 x Piston Seal & 2 x Slide Pin Boots | |
| 4 | TPT1125 | Piston Kit - Includes: 1 x Piston | Phenolic Piston |
| | TPT1076 | Service Kit - Includes: 2 x Brake Pads, 1 x Piston Boot, 1 x Piston Seal & 2 x Slide Pin Boots | |
| | TPT1077 | Service Kit - Includes: 1 x Piston, 1 x Piston Boot, 1 x Piston Seal, 2 x Slide Pin Boots, 1 x Bleed Screw & 2 x Pins, Bolts/Screws & Washers | |
| 5 | TPT1091 | Bleed Screw Kit - Includes: 1 x 3/8" UNF Bleed Screw | 3/8" UNF thread |
| 6 | TPT1078 | Slide Pin Kit - Includes: 2 x Pins, Nuts & Washers | Replaces Female type |
| 7 | TPT1075 | Slide Pin Boot Kit - Includes: 2 x Boots | |
| 8 | T748240 | Lever - Suits both forward & centre pull applications | |
| | T748230 | Spring for Lever - For centre pull | |
| 9 | OBSOLETE | Spring for Lever - For forward pull | |
| | OBSOLETE | Spring for Lever - For forward pull | |
| 10 | TQ11200 | Seal for Push Rod - 2 required. | |



Mechanical Disc Brake Caliper

[Obsolete Model]



Mechanical Disc Brake Caliper - MK3 Model

| Item: | Part No: | Description: | Notes: |
|-------|-----------------|--|--------------------------|
| 1 | OBSOLETE | Lever - Includes Adjusting Bolt | Forward Pull |
| | OBSOLETE | Lever - Includes Adjusting Bolt | Centre Pull |
| 2 | OBSOLETE | Pressure Pad | |
| 3 | OBSOLETE | Slide Pin Kit - Includes: 1 x Pin, Bush, Screw & Washer | |
| 4 | TPT10202 | Brake Pad Kit - Includes: 4 x Pads | Retaining Clips obsolete |
| 5 | OBSOLETE | Lever Spring | |
| 6 | T748111 | Adjuster Bolt & Nut | Forward Pull |
| | OBSOLETE | Adjuster Bolt & Nut | Centre Pull |

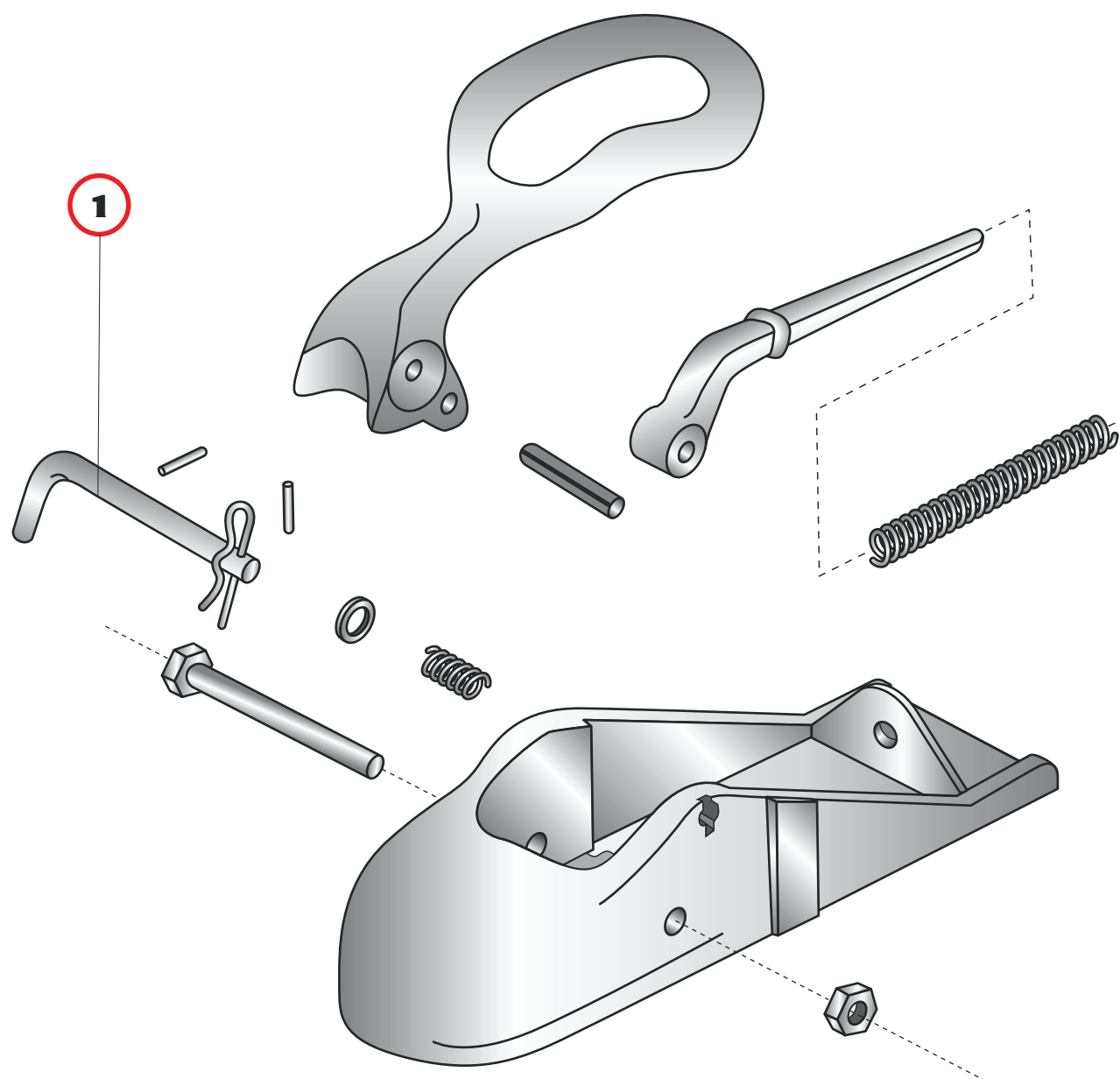




TC30 Coupling

1 7/8" & 50mm Models

NB: Coupling Bodies and Coupling Handles are not available as a spare part as a mis-match may occur. If either of these items are required, a new Coupling will need to be purchased.



TC30 Coupling 1 7/8" & 50mm Models

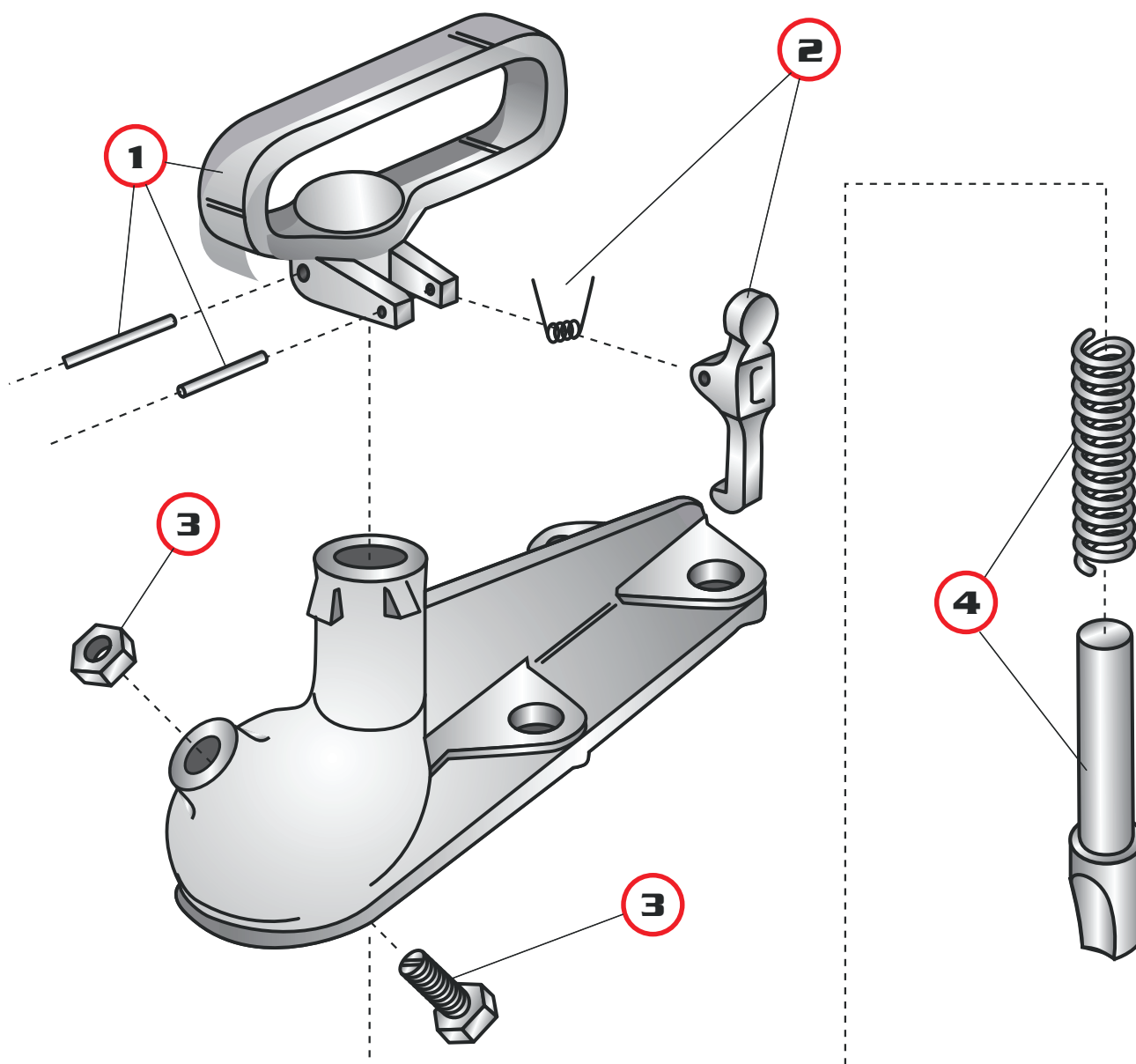
| Item: | Part No: | Description: | Notes: |
|-------|----------|-------------------|--------|
| 1 | TPT1025 | Lock Pin Assembly | |



Non Braked Coupling

2000kg & 2500kg

NB: Both early versions of 1 7/8" and 50mm Couplings have been replaced with the Duo-Fit version. Some components can not be interchanged. These spare parts suit Pre-2013 models.



Non Braked Coupling - 2000kg & 2500kg Version

| Item: | Part No: | Description: | Notes: |
|-------|-----------------|--|--|
| 1 | TPT1305 | Handle Assembly - Includes items 1 & 2 | Suits Duo Fit & Non Duo Fit pre-2013 |
| 2 | TPT1029 | Trigger Assembly - Includes item 2 | Suits all Couplings Pre-2013 |
| 3 | TPT1027 | Anti Rattle Screw & Nut - 1/2" WW | Suits Very Early Couplings. |
| | TPT1028 | Anti Rattle Screw & Nut - 16mm X 1.75 | Suits all Later Couplings Including Duo Fit. |
| 4 | OBSOLETE | Lock Pin & Spring | Suits 1 7/8" - Non Duo Fit. |
| | OBSOLETE | Lock Pin & Spring | Suits 50mm - Non Duo Fit . |
| | PT1306 | Lock Pin & Spring | Suits DuoFit Coupling |

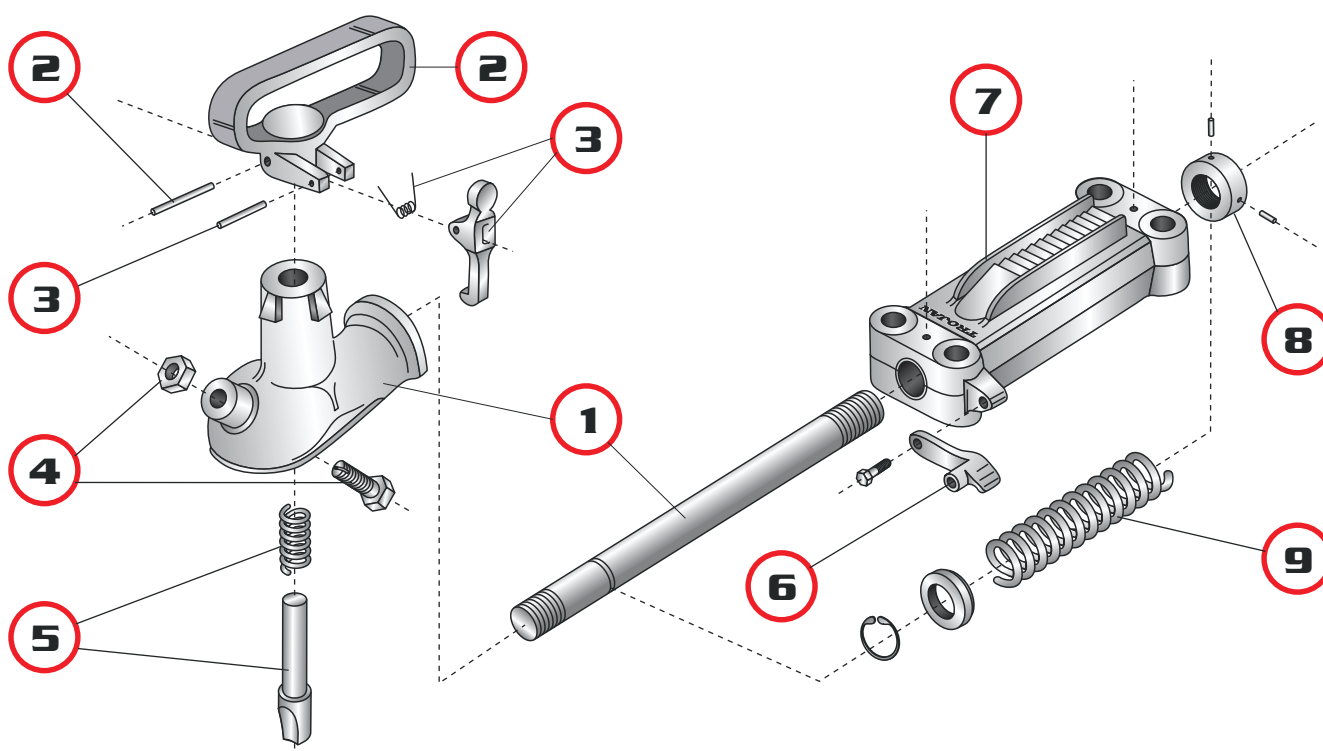




2000kg & 2500kg Spring Dampened Override Coupling

Hydraulic & Mechanical Operation

NB: Heads and Mainshafts are not available as separate components. The Mainshaft on early couplings was 1 1/4" dia over its full length and the Spring was retained with a Washer and Circlip. Later models had a "Stepped Shaft" being 1 1/2" dia where the Shaft meets the Head. Later models have the Head and Shaft cast as one piece. Current model [not shown] is from 2013 on.



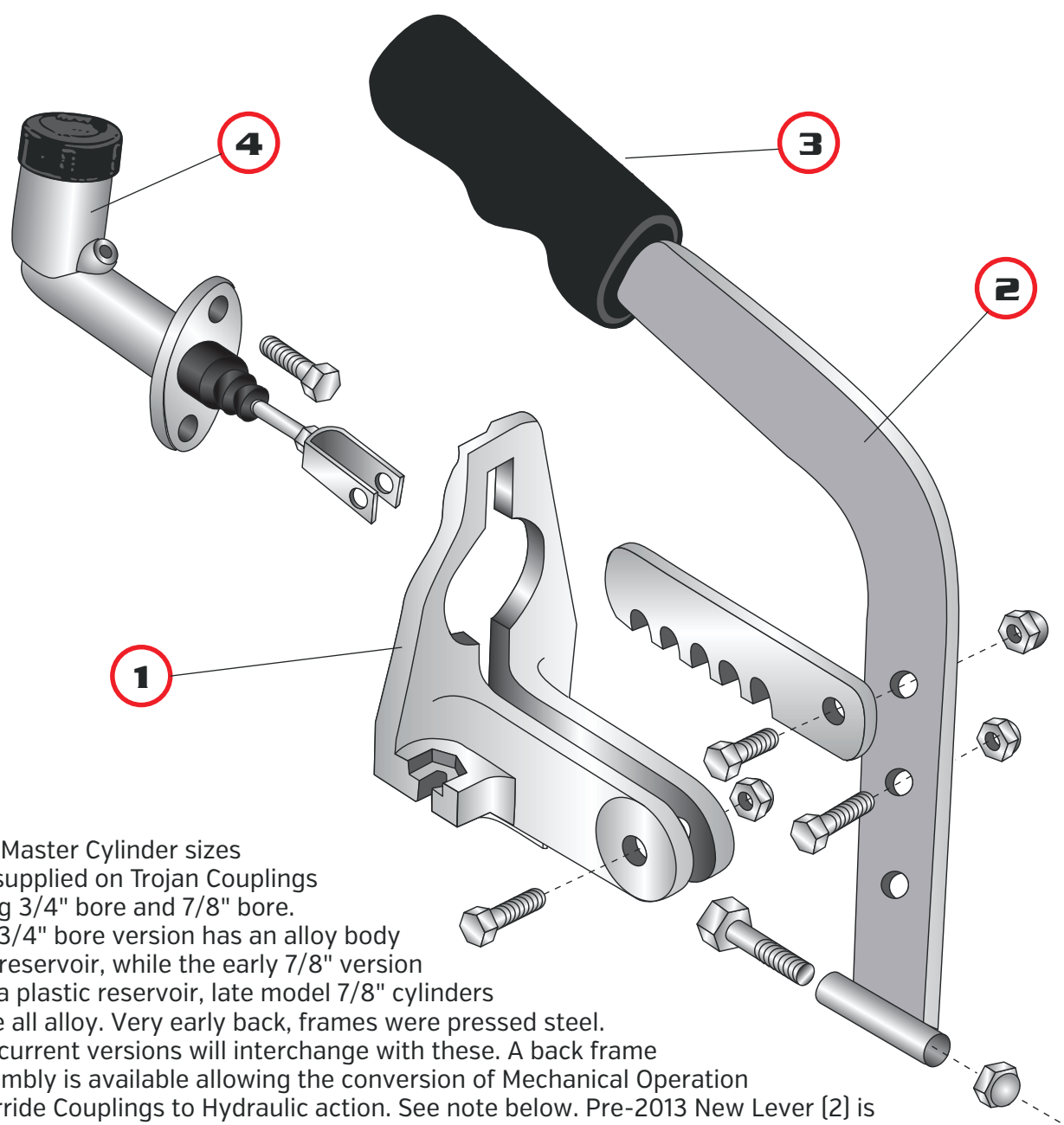
2000kg & 2500kg Spring Dampened Override Coupling- Hydraulic & Mechanical Operation

| Item: | Part No: | Description: | Notes: |
|-------|-----------------|---|--------------------------------|
| 1 | OBSOLETE | Head & Shaft Assembly - Includes items 1 & 4 | Duo Fit -Pre-2013 |
| | OBSOLETE | Head, Shaft & Handle Assembly - Includes items 1,2,3,4,5 | Duo Fit -Pre-2013 |
| 2 | TPT1305 | Handle Assembly Kit - Includes items 2 & 3 | Duo Fit - Pre-2013 |
| 3 | TPT1029 | Trigger Assembly Kit - Includes item 3 | All Models- Pre-2013 |
| 4 | TPT1027 | Anti Rattle Screw & Nut Kit - 1/2" WW | Very Early Models |
| | TPT1028 | Anti Rattle Screw & Nut Kit - 16mm X 1.75 | Late Models |
| 5 | OBSOLETE | Lock Pin & Spring Kit - 1 7/8" Ball | Early non Duo fit |
| | OBSOLETE | Lock Pin & Spring Kit - 50mm Ball | Early non Duo fit |
| | TPT1306 | Lock Pin & Spring Kit | Duo Fit - Pre-2013 |
| 6 | TPT1036 | Reverse Lock Kit | All Models- Pre-2013 |
| 7 | OBSOLETE | Body - No Ratchet Teeth - For Stepped Shaft | All Hydraulic Models Pre-2013 |
| | OBSOLETE | Body - With Ratchet Teeth - For Stepped Shaft | All Mechanical Models Pre-2013 |
| 8 | OBSOLETE | Collar & Screws | All Models- Pre-2013 |
| 9 | TPT1069 | Spring - Standard Duty | All Models- Pre-2013 |
| | OBSOLETE | Spring - Light Duty | All Models- Pre-2013 |



Hydraulic Back Frame Assembly

2000kg & 2500kg Spring Dampened Override Coupling



NB:

Two Master Cylinder sizes are supplied on Trojan Couplings being 3/4" bore and 7/8" bore.

The 3/4" bore version has an alloy body and reservoir, while the early 7/8" version has a plastic reservoir, late model 7/8" cylinders were all alloy. Very early back frames were pressed steel.

The current versions will interchange with these. A back frame assembly is available allowing the conversion of Mechanical Operation Override Couplings to Hydraulic action. See note below. Pre-2013 New Lever [2] is fold-down type and current model lever is always in down position

Hydraulic Back Frame Assembly - 2000kg & 2500kg Spring Dampened Override Coupling

| Item: | Part No: | Description: | Notes: |
|-------|-----------------|--|------------------------------|
| 1 | OBSOLETE | Back Frame Only | All |
| | T993055 | Back Frame Assembly - Includes Lever & Hydraulic Cylinder | 3/4" Cylinder- Current model |
| | T993052 | Back Frame Assembly - Includes Lever & Hydraulic Cylinder | 7/8" Cylinder- Current model |
| 2 | T993082 | Lever Assembly - Includes Pawl (Fold-down type) | Pre-2013 |
| 3 | T511004 | Plastic Grip | Pre-2013 |
| 4 | TPT10391 | Master Cylinder Assembly | 3/4" Cylinder |
| | TPT10392 | Master Cylinder Assembly | 7/8" Cylinder |

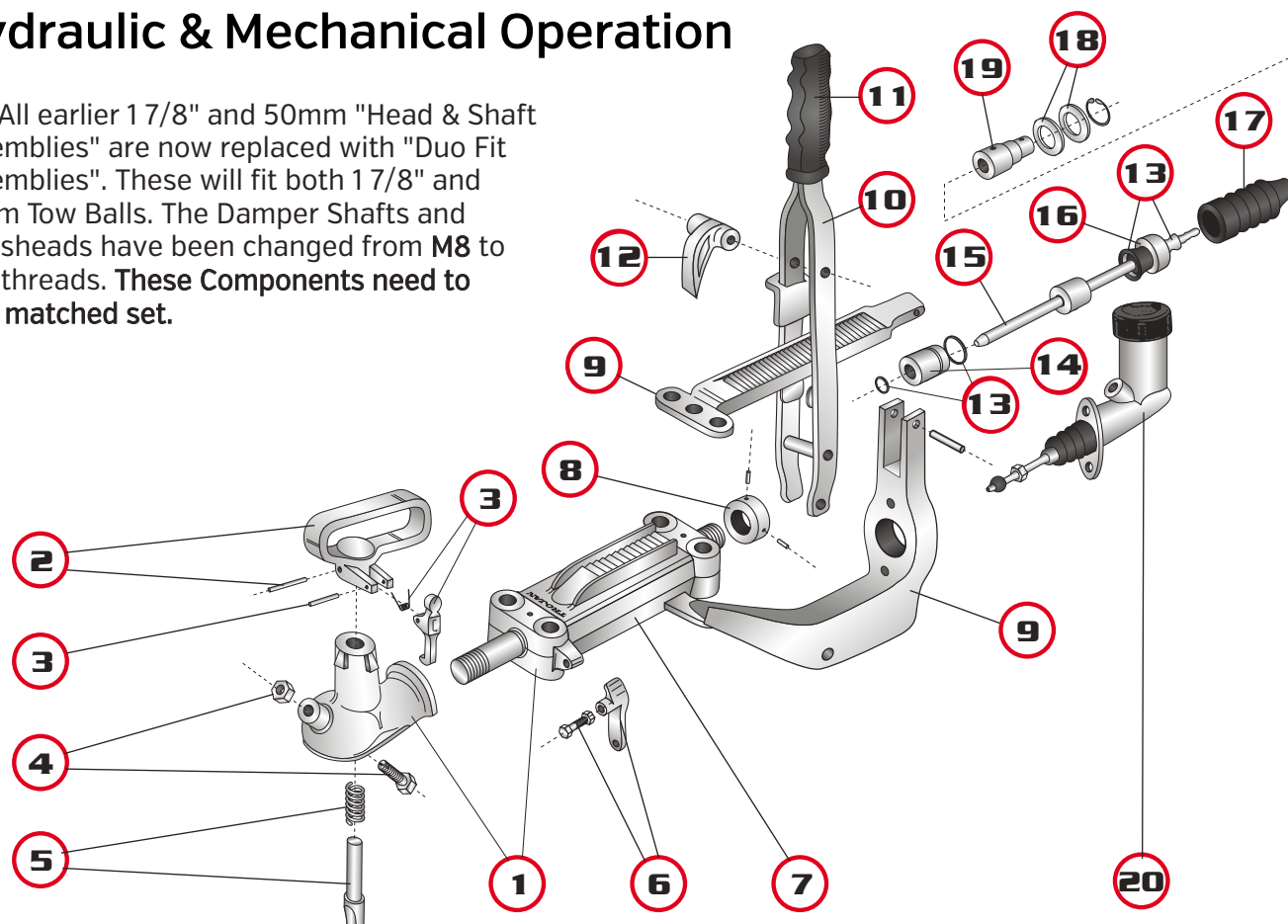




2000kg & 2500kg Hydraulic Dampened Override Coupling

Hydraulic & Mechanical Operation

NB: All earlier 1 7/8" and 50mm "Head & Shaft Assemblies" are now replaced with "Duo Fit Assemblies". These will fit both 1 7/8" and 50mm Tow Balls. The Damper Shafts and Crossheads have been changed from M8 to M10 threads. These Components need to be a matched set.



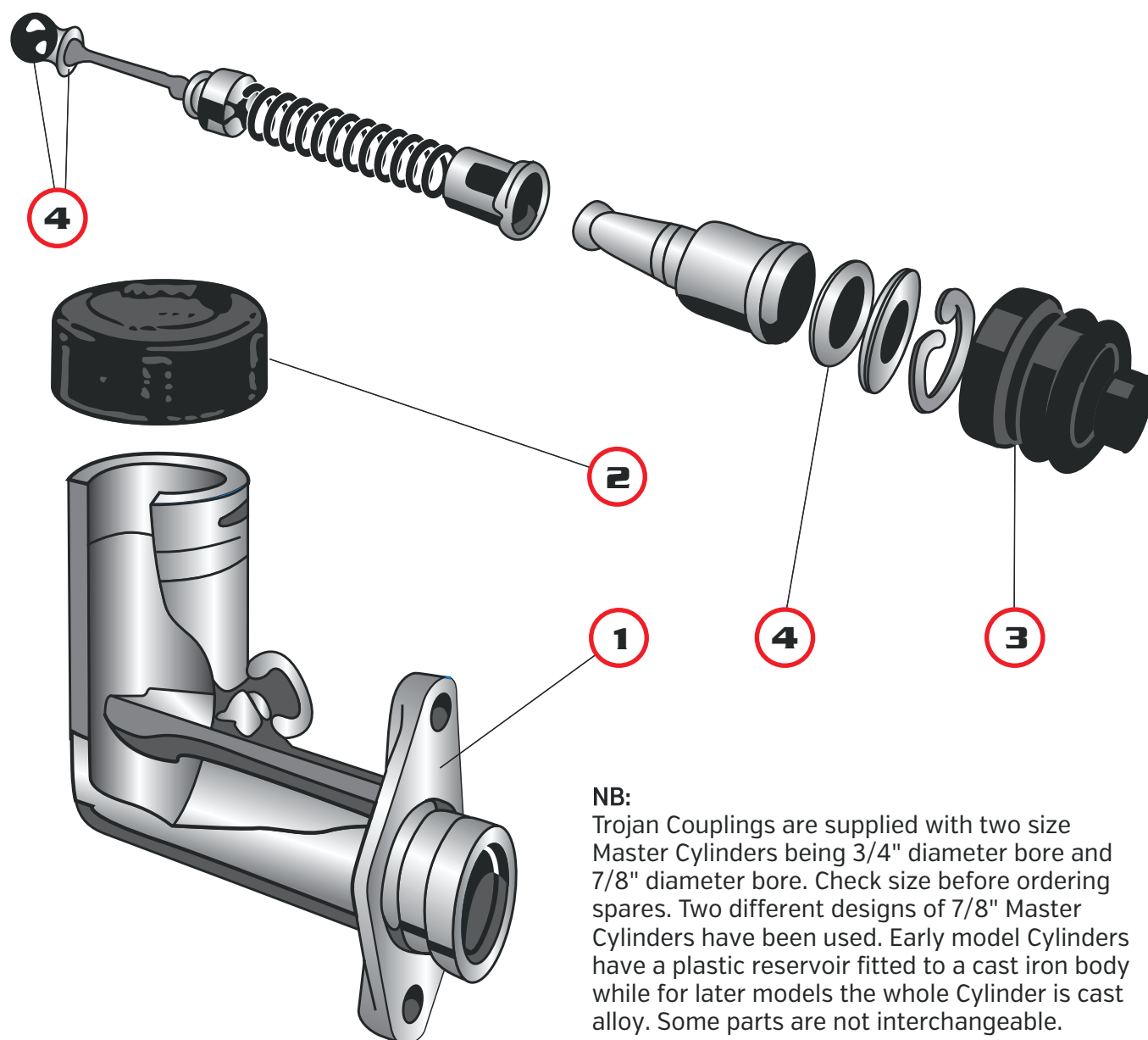
2000kg & 2500kg Hydraulic Dampened Override Coupling

| Item: | Part No: | Description: | Notes: |
|-------|-----------------|--|-----------------|
| 1 | T993121 | Head & Mainshaft Assembly - Includes items: 1 & 4 | Duo Fit |
| | T993123 | Head, Mainshaft & Handle Assembly - Includes items: 1,2,3,4 & 5 | Duo Fit |
| | T993125 | Head, Mainshaft, Handle & Damper Assembly - Includes items: 1,2,3,4,5 & 8 | Duo Fit |
| 2 | TPT1305 | Handle Assembly Kit - Includes items: 2 & 3 | All Models |
| 3 | TPT1029 | Trigger Assembly Kit - Includes item: 3 | All Models |
| 4 | TPT1027 | Anti Rattle Screw & Nut Kit - 1/2" WW Thread | Early Models |
| | TPT1028 | Anti Rattle Screw & Nut Kit - 16mm X 1.75 Thread | All Late Models |
| | | | |
| 5 | OBSOLETE | Lock Pin & Spring Kit - To Suit 1 7/8" Ball - Non Duo Fit | Early Models |
| | OBSOLETE | Lock Pin & Spring Kit - To Suit 50mm Ball - Non Duo Fit | Early Models |
| | TPT1306 | Lock Pin & Spring Kit - To Suit Duo Fit | Late Model |
| 6 | TPT1032 | Reverse Lock Kit | All Models |
| 7 | T993021 | Body Only | All Models |
| 8 | TPT1061 | Collar & Screws | All Models |
| 9 | TR93946 | Rear Frame, Rack & Handle Assembly - Includes items: 9,10,11,12 & 13 | All Models |
| 10 | TPT1034 | Park Brake Assembly - Includes items: 10,11,12 & 13 | All Models |
| 11 | T511004 | Plastic Grip | All Models |
| 12 | TPT1035 | Park Brake Pawl & Bolt | All Models |
| 13 | TPT10571 | Damper Seal Kit - Includes all Seals | All Models |
| 14 | TPT1055 | Gland Inner - Includes Seal | All Models |
| 15 | T993027 | HTC Damper Cartridge - Complete internal replacement | All Models |
| 16 | OBSOLETE | Damper Kit - M10 Thread - Includes items: 14,15,16 & 17 | All Models |
| | | | |
| 16 | TPT1085 | Gland Outer - Includes Seal | All Models |
| 17 | TPT1033 | Damper Boot | All Models |
| 18 | TPT1051 | Cross Head & Circlip Kit | All Models |
| 19 | OBSOLETE | Cross Head Kit - M8 Thread | Early Model |
| 20 | TPT10631 | Cross Head Kit - M10 Thread | Late Model |
| | TPT10391 | Master Cylinder Assembly - Refer Page 123 for parts | All Models |



Trojan Hydraulic Master Cylinders

Fitted To All Trojan Hydraulic Override Couplings



NB:

Trojan Couplings are supplied with two size Master Cylinders being 3/4" diameter bore and 7/8" diameter bore. Check size before ordering spares. Two different designs of 7/8" Master Cylinders have been used. Early model Cylinders have a plastic reservoir fitted to a cast iron body while for later models the whole Cylinder is cast alloy. Some parts are not interchangeable.

Hydraulic Master Cylinders

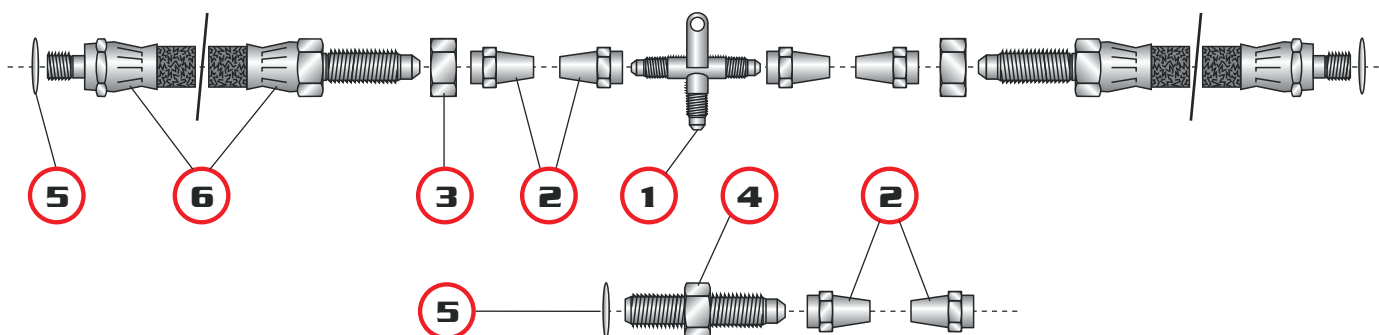
| Item: | Part No: | Description: |
|-----------------|-----------------|--|
| 1 | TPT10391 | 3/4" Bore Master Cylinder assembly |
| | TPT10392 | 7/8" Bore Master Cylinder assembly |
| 2 | TPT1040 | Cap to suit 3/4" Cylinder |
| | TPT10402 | Cap to suit 7/8" Cylinder - Fits both early and late models |
| 3 | TPT1080 | Boot to suit 3/4" Cylinder |
| | TPT1033 | Boot to suit 7/8" Alloy Cylinder |
| 4 | OBSOLETE | Seal Kit to suit 3/4" Cylinder - Piston not included |
| | OBSOLETE | Seal Kit to suit 7/8" Cylinder - Plastic reservoir model - Piston not included |
| | OBSOLETE | Overhaul Kit to suit 7/8" Alloy Cylinder - Includes Piston |
| | | |
| Not Illustrated | TPT1088 | Push Rod to suit 3/4" Cylinder |
| Not Illustrated | TPT1087 | Push Rod to suit HTC Coupling with 3/4" Cylinder |
| Not Illustrated | OBSOLETE | Reservoir to suit all early model 7/8" Cylinder |





Disc Brake Hoses & Fittings

NB: Trojan Brake Hoses are available in standard rubber or sheathed in stainless steel with stainless fittings. These Hoses are interchangeable. The Olive and Tube Nut previously used to connect the Brake Pipe to the Master Cylinder has now been replaced with an adaptor and Flare Nut. Refer to item 4.

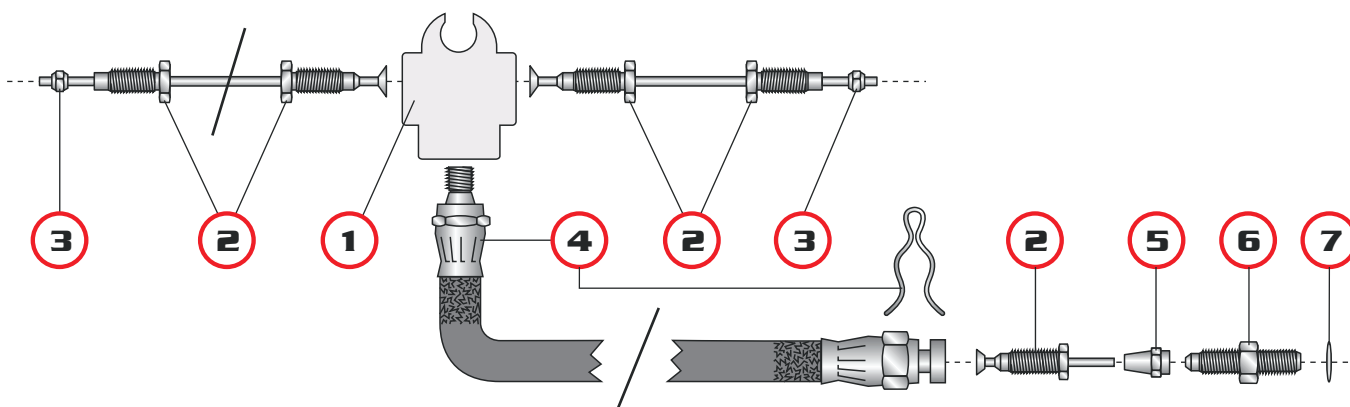


Disc Brake Hoses & Fittings

| Item: | Part No: | Description: | Notes: |
|-------|----------|---|----------------------|
| 1 | T593659 | Brass Tee Fitting | 3/8" UNF |
| 2 | T993065 | Brass Flare Nut | 3/8" UNF |
| 3 | T502564 | Half Nut | 3/8" UNF |
| 4 | TPT1097 | Adaptor Kit - Includes: Adaptor, Flare Unit & Washer | 3/8" UNF |
| 5 | T502465 | Copper Washer | |
| 6 | TPT1037 | Brake Hose - Includes: 1 x Hose, Flare Unit & Washer | Rubber Hose |
| | TPT10371 | Brake Hose - Includes: 1 x Hose, Flare Unit & Washer | Stainless Steel Hose |

Drum Brake Hoses & Fittings

NB: Some early Drum Brakes had metric wheel Cylinder fittings - Refer to item 2. Check type when ordering. The Olive and Tube Nut previously used to connect the Brake Pipe to the Master Cylinder has now been replaced with an Adaptor and Flare Nut - Refer to item 6.



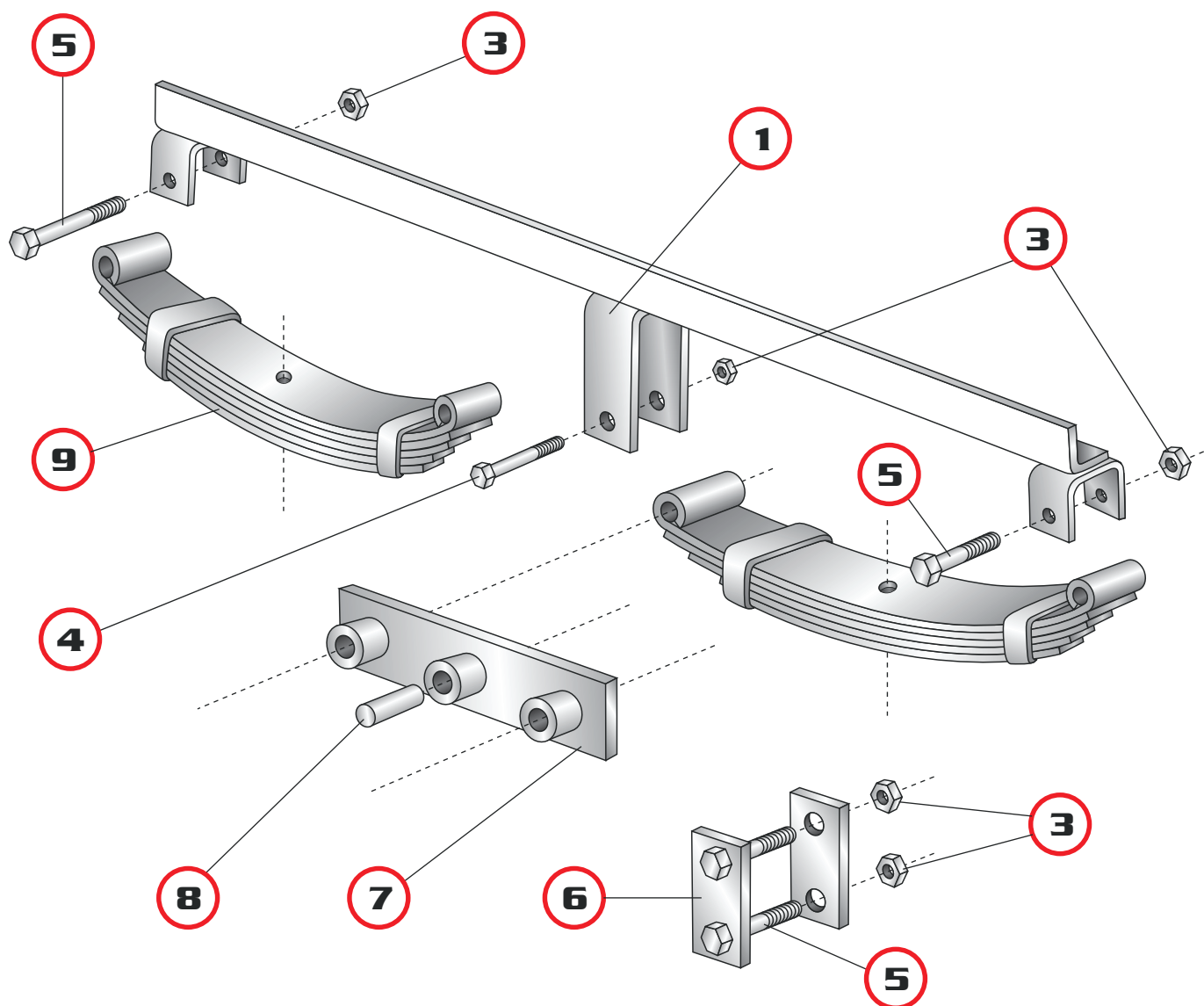
Drum Brake Hoses & Fittings

| Item: | Part No: | Description: | Notes: |
|-------|-----------------|--|-------------|
| 1 | TM70203 | Brass Tee Fitting | 3/8" UNF |
| 2 | TP42850 | Tube Nut - Late Version | 3/8" UNF |
| | OBSOLETE | Tube Nut - Early Version | 10mm Metric |
| 3 | T593658 | Olive | 3/16" |
| 4 | TH55000 | Brake Hose - Male & Female ends | 3/8" UNF |
| 5 | T993065 | Flare Nut | 3/8" UNF |
| 6 | TPT1097 | Adaptor Kit - Includes: Adaptor, Flare Nut & Washer | 3/8" UNF |
| 7 | T502465 | Copper Washer | |



Tandem Spring Suspension

NB: These Suspensions are supplied in two capacities being 2500kg and 3500kg. The only difference is the number of Spring Leaves. Very early versions had a slightly different Spring length, so advise the "Eye to Eye" measurement when ordering.



Tandem Spring Suspension


| Item: | Part No: | Description: | Notes: |
|--------------------|-----------|--|----------------------------|
| 1 | T869700 | Centre Hanger | 1 - per side |
| 2 | TR86050 | Spring Hangers | 2 - per side |
| 3 | TR8608A | Shackle Nut - M16 | 7 - per side |
| 4 | T812711 | Centre Shackle Bolt - M16 x 100mm | 1 - per side |
| 5 | T812713 | Shackle Bolts - M16 x 90mm | 6 - per side |
| 6 | T871400G | Link Plates | 4 - per side |
| 7 | T276010 | Equalizer Bar - Includes Bushes | 1 - per side |
| 8 | T871200 | Bushes - Suit Springs & Equalizer | 7 - per side |
| 9 | T260050D1 | Spring - 5 Leaf - 610mm - Eye to Eye | 2 - per side- Sold as pair |
| | T260060D | Spring - 6 Leaf - 610mm - Eye to Eye | 2 - per side- Sold as Pair |
| Not Illust. | T274009 | Lock Tab Kit - Includes Tabs for both sides | |





Tandem Slipper Suspension

NB: These Suspensions are available in three capacities being 2200kg, 3000kg and 3500kg. All components except the springs are the same.



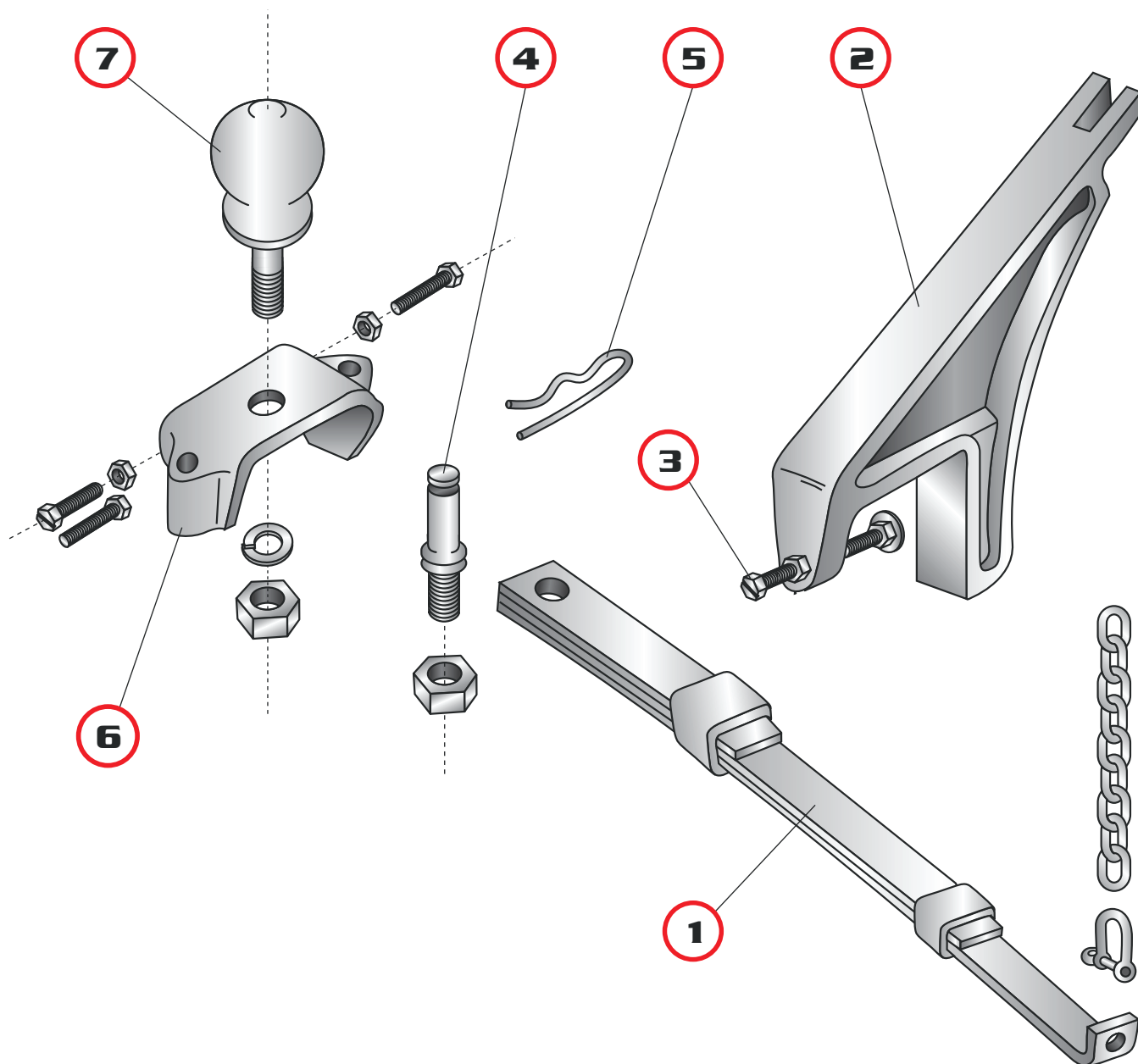
Tandem Slipper Suspension

| Item: | Part No: | Description: | Notes: |
|-------|----------|-------------------------|--|
| 1 | T812760 | Centre Hanger | 1 per side |
| 2 | T812765 | Spring Slipper | 2 per side |
| 3 | T812768 | Rocker Bar | Includes Bushes 1 per side |
| 4 | T812715 | Rocker Bolt | M20 x 120mm HT 1 per side |
| 4a | T812720 | Rocker Bolt Nut | M20 Nylock 1 per side |
| 4b | T812420 | Tab Washer | For Rocker Bolt 1 per side |
| 5 | T812704 | Slipper Bolt | M8 x 70mm 2 per side |
| 5a | T501793 | Slipper Bolt Nut | M8 Nylock 2 per side |
| 6 | TS213M0 | Rocker Bush | 20mm 2 per side |
| 7 | T812711 | Shackle Bolt | M16 x 95mm HT 2 per side |
| 7a | TR8608A | Shackle Bolt Nut | M16 Nylock 2 per side |
| 7b | T812416 | Tab Washer | 2 per side |
| 8 | T260070D | Spring - 3 leaf | Suit 2200kg version 2 per side- <i>Sold as pair</i> |
| | T260073D | Spring - 4 leaf | Suit 3000kg version 2 per side- <i>Sold as Pair</i> |
| | T260075D | Spring - 5 leaf | Suit 3500kg version 2 per side- <i>Sold as Pair</i> |
| 9 | T871900 | Spring Eye Bush | 2 per side |



Load Leveller

NB: Advise Towball diameter and Shank diameter when ordering Tow Ball



Load Leveller

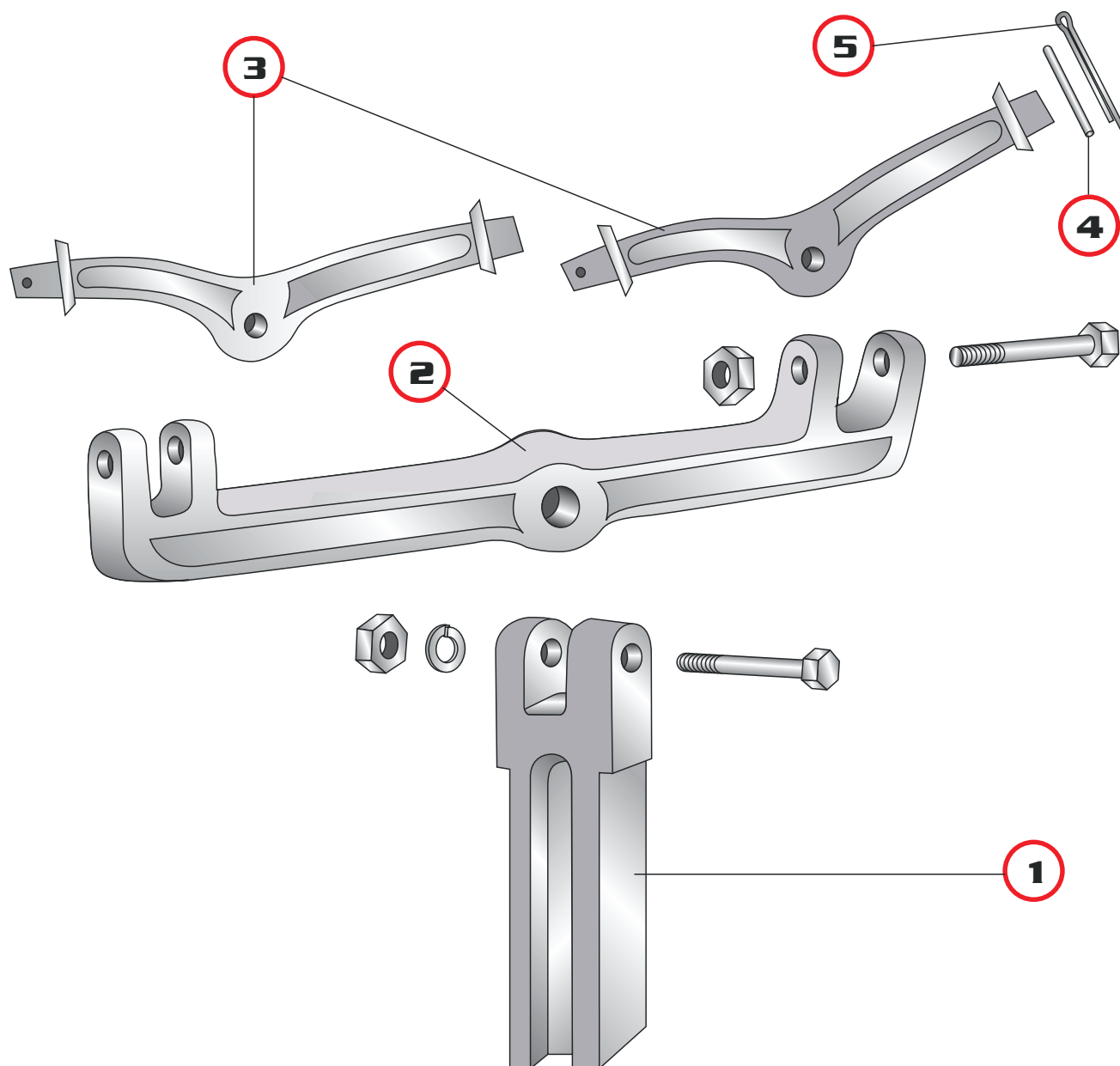
| Item: | Part No: | Description: | Notes: |
|-------|-----------------|---|--------------------------|
| 1 | T593230 | Spring Assembly - Includes: 1 x Spring, Pivot Pin, Clip, Chain & Shackle | Supplied as Assembly |
| 2 | T993093 | Chassis Bracket - Includes: 1 x Bracket, Lock Bolt, Nut & Pad | Supplied as Assembly |
| 3 | OBSOLETE | Locking Bolt Kit - Includes: 1 x Lock Bolt, Nut & Pad | Supplied as Assembly |
| 4 | OBSOLETE | Pivot Pin Kit - Includes: 1 x Pivot Pin & R Clip | |
| 5 | TPT1050 | R Clip Kit - Includes: 4 x R Clips | |
| 6 | T993112 | Tow Bar Bracket - Includes: 1 x Bracket, 2 x Lock Bolts & Nuts | Suit 7/8" dia Shank Ball |
| 7 | T541024 | Tow Ball - 1 7/8" dia Ball, 3/4" dia Shank, 60mm long | |
| | T541026 | Tow Ball - 50mm dia Ball, 7/8" dia Shank, 60mm long | |





Wobble Roller Assembly Spares

For Both Dual & Quad Versions

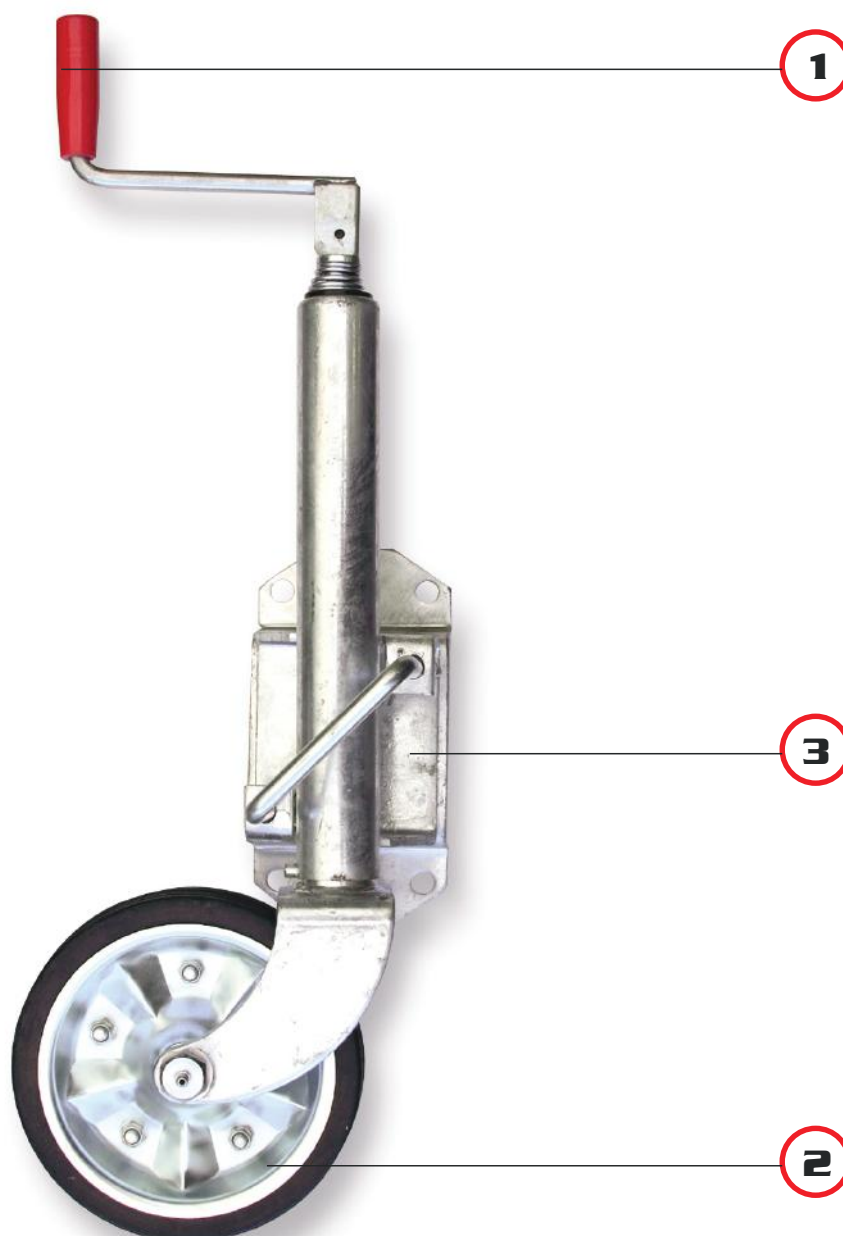


Wobble Roller Assembly Spares - For Both Dual & Quad Versions

| Item: | Part No: | Description: | Notes: |
|-------|----------|---|---------------------|
| 1 | T962010 | Mounting Led - Suits both Dual & Quad models | |
| 2 | T962025 | Connector Arm - For Quad models only | Not used on Dual |
| 3 | T962005 | Roller Arm - For Dual models only | Suits M10 Bolt |
| 4 | T962015 | Roller Arm - For Quad models only | Suits M8 Bolt |
| 5 | T594056 | Washer - Suits both Dual & Quad models | |
| 6 | T748155 | Split Pin - Suits both Dual & Quad models | M4 x 32mm Stainless |



Jockey Wheel Spare Parts



Jockey Wheel Spare Parts

| Item: | Part No: | Description | Notes: |
|-------|-----------------|--|---------------------------------------|
| 1 | T644102 | Handle Assembly | Suits current T303108/118 |
| | T647004 | Handle Assembly - 12mm dia hole | Suits all current T306 Series |
| | T644104 | Handle Assembly | Suits current T303105/107/109/115/120 |
| 2 | T629600 | Wheel 6" dia - Solid rubber | Suits T303 & T306 Series |
| | T644109 | Wheel 250mm x 50mm - Steel Wheel with Solid Tyre | Suits T305107 & T303109 |
| | T644107 | Wheel & Tyre Assembly 350mm x 4mm - Pneumatic | Suits T303115 |
| | T629595 | Wheel & Tyre Assembly 350mm x 4mm - Pneumatic | Suits T306165 Series |
| 3 | T629593 | C-Clamp | Suits T306 Series |
| | OBSOLETE | 4-Hole Chassis Bracket | Suits T303 Series |
| | OBSOLETE | Weld-on Bracket | Suits T303 Series |



Notes



Lined area for taking notes, consisting of multiple horizontal lines.



[illegible]



AUCKLAND

Unit B, 78 Tidal Road
Mangere, Auckland 2022

Phone: [09] 261 0295

ordersauckland@trailcom.co.nz

enquirieschch@trailcom.co.nz

CHRISTCHURCH

19 Tanya Street
Bromley, Christchurch 8062

Phone: [03] 365 5107

orderschch@trailcom.co.nz

enquirieschch@trailcom.co.nz

WWW.TROJAN.CO.NZ

FREE PHONE 0800 TROJAN [876 526]



TRAILER COMPONENT SPECIALISTS