

MAPLEVILLES

PREMIUM RTA INSET CABINETS



2026 | PRODUCT CATALOG

ABOUT MAPLEVILLES

Based in California, Maplevilles Cabinetry is a wholesale supplier of premium RTA inset cabinetry designed for trade professionals who value elevated design, consistent quality, and dependable fulfillment. Our inset cabinetry is built with solid wood construction and precision detailing to deliver a clean, high-end look that performs well in real-world projects.


We support dealers, importers, and distributors with both stocked collections for fast turnaround and custom inset options for more flexibility without complicated ordering requirements. From product selection to shipping and delivery, our goal is to make the process simple, efficient, and reliable, so our partners can confidently meet their customers expectations on every job.

- Premium RTA inset cabinetry
- Stock collections available for quick turnaround
- Custom RTA inset available with no MOQ
- TSCA Title VI compliant and EPA approved
- Nationwide drop shipping with 2-3 day lead times
- Dedicated support and a streamlined ordering process
- Fast online return & warranty claim process



SERVICE & SUPPORT

Maplevilles Cabinetry is committed to empowering our wholesale partners with a suite of comprehensive, reliable, and efficient services. Our goal is to provide you with everything you need to succeed, from rapid delivery times to dedicated support and enhanced e-commerce resources.



FAST 2-3 DAY SHIPPING

2-3 day shipping keeps your projects on schedule.



DEDICATED ACCOUNT MANAGERS

Dedicated account managers providing personalized support to maximize your partnership success.



ASSEMBLY INSTRUCTIONS

Easy-to-follow PDF assembly instructions for confident, hassle-free cabinet installation.



DROP SHIPPING FOR DIRECT DELIVERY

Direct-to-customer drop shipping reduces storage needs and simplifies logistics.



DAILY INVENTORY UPDATES

Daily inventory updates provide real-time availability for confident ordering decisions.



PRODUCT BLUEPRINTS

Detailed blueprints ensure accurate planning and seamless integration.



INTEGRATION WITH 2020 DESIGN SOFTWARE

Our catalog integrates with 2020 Design for seamless project planning.


IN STOCK COLLECTION




D1 - SNOW WHITE



D5 - VINTAGE WHITE



D7 - TUSCAN GREY



D8 - VENETIAN SAGE

D1

SNOW WHITE



Color: D1-Snow White

Door Style: Shaker

Box Color: Standard

Availability: In stock

Wall Height: 30" & 39"

Wall Depth: 14"

Base Cabinets: 9" - 36"

Base Depth: 24"

Base Width: 9" - 36"

Base Height: 34.5"

Vanity Depth: 21"

Vanity Height: 32.5"



D5

VINTAGE WHITE



Color: D5-Vintage White
Door Style: Raised Panel
Box Color: Standard
Availability: In stock
Wall Height: 30" & 39"
Wall Depth: 14"

Base Cabinets: 9"- 36"
Base Depth: 24"
Base Width: 9" - 36"
Base Height: 34.5"
Vanity Depth: 21"
Vanity Height: 32.5"

D7

TUSCAN GREY



Color: D7-Tuscan Grey
Door Style: Shaker
Box Color: Premium
Availability: In stock
Wall Height: 30" & 39"
Wall Depth: 14"

Base Cabinets: 9" - 36"
Base Depth: 24"
Base Width: 9" - 36"
Base Height: 34.5"
Vanity Depth: 21"
Vanity Height: 32.5"



D8

VENETIAN SAGE



Color: D8-Venetian Sage

Door Style: Shaker

Box Color: Premium

Availability: In stock

Vanity Depth: 21"

Vanity Height: 32.5"



Available in limited sizes

BASE CABINETS

B09

B12

B15

B18

B21



H:34.5" | D:24"



B24

B27

B30

B33

B36




H:34.5" | D:24"



BBC36

BBC42



H:34.5" | D:24"



BBC-45-A1



H:34.5" | D:24"



• NOT SOFT CLOSE

BBC-45-A2




H:34.5" | D:24"



• NOT SOFT CLOSE

BLS33

BLS36




H:34.5" | D:24"



• BLS TURN TABLE INCLUDED

BP-18



H:34.5" | D:24"



• NOT SOFT CLOSE

BP-21




H:34.5" | D:24"



• NOT SOFT CLOSE

SR09

SR12




H:34.5" | D:24"




• NOT SOFT CLOSE

BASE CABINETS


DB09 DB24
DB12 DB27
DB15
DB18
DB21




DB30
DB33




DB36




SB33
SB36
SB42



FSB33
FSB36



BMC27



WALL CABINETS


W301214 W361214
 W301514 W361514
 W301814 W361814
 W302114 W362114
 W302414 W362414



W093014 W093914
 W123014 W123914
 W153014 W153914
 W183014 W183914
 W213014 W213914



W243014 W243914
 W273014 W273914
 W303014 W303914
 W333014 W333914
 W363014 W363914



WDC273014
 WDC273914



WAC273014
 WAC273914



W361224
 W361524
 W361824
 W362124
 W362424



WMC2730
 WMC2739



TALL CABINETS

PC1884
PC1893



PC2484
PC3084
PC3684




PC2493
PC3093
PC3693

PDC3693



OC3184
OC3193



• 31.5" WIDE

CABINET ACCESSORIES


FCCM8
FCM 1 5/8



CCM8
CM 1 5/8



BF3
BF6





FDM8



LM8



OCM8



QR8



SM8



TK8



CABINET ACCESSORIES

DWPNL



FD1330

FD1339

FD2330

FD2384

FD2393



ROT-B15

ROT-B18

ROT-B21

ROT-B24

ROT-B27

ROT-B30

ROT-B33

ROT-B36



• NOT SOFT CLOSE

WF96X1.5

WF96X3


WF96X6

WF339

WF330



PNL96X24



PNL14X30


PNL14X39

PNL24X35.4

PNL96X24

PNL96.34.5

PNL96X48




BATHROOM CABINETS


V2421FS
V2721FS
V3021FS
V3621FS



VDB1221FS
VDB1521FS
VDB1821FS



VSD3021LFS/RFS
VSD3621LFS/RFS
VSD4221LFS/RFS



VSD4821FS
VSD6021FS



VCD6021FS



CUSTOM DOOR STYLES

MADE TO ORDER 8-10 WEEKS



BSS-01



FSS-01



SSRP-01



DLS-01



FPS-01



RGS-01



GS-01



DAG-01



SAG-01




FSAG-01




RGS-01 FSAG-01

CUSTOM COLORS


MADE TO ORDER 8-10 WEEKS




G08-7647




G09-9165




G10-2844




G11-7672




G12-9168




G13-0037




G14-7024




G15-2845




G16-6165




G17-7658




G18-9131




G19-7068



G22-6258



G23-2846



CUSTOM COLORS 8-10 WEEKS



G22

DAG1



G18

CUSTOM | WHITE OAK

MADE TO ORDER 8-10 WEEKS



WS-01



WS-02



WS-03



WS-04



WS-05



WS-06



WS-02

LIMITED WARRANTY

EFFECTIVE DATE: 2/5/2026

Maplevilles Cabinetry provides a one (1) year limited warranty beginning on the original invoice date, covering verifiable manufacturing defects in materials and workmanship existing at the time of delivery. This warranty applies only to the original purchaser of record and is non-transferable. All products must be inspected within five (5) business days of delivery. Any visible damage, discrepancies, or cosmetic concerns must be reported in writing within this five-day inspection window and prior to installation. Installation of the cabinetry constitutes acceptance of its visible condition. Once installation has begun, Maplevilles Cabinetry is not responsible for labor, removal, reinstallation, freight, jobsite damage, or issues that could reasonably have been identified during initial inspection.

Warranty claims related to manufacturing defects must be submitted within one (1) year from the original invoice date. Claims received after this period are not eligible for coverage. This warranty does not cover damage caused by improper installation, jobsite conditions, misuse, neglect, accidents, exposure to excessive moisture or heat, harsh cleaning chemicals, water leaks, or normal wear and tear. Variations in wood grain, texture, color, sheen, or finish are natural characteristics of cabinetry materials and are not considered defects.

Maplevilles Cabinetry is also not responsible for issues arising from third-party products installed in conjunction with the cabinetry, including but not limited to appliances, countertops, plumbing fixtures, lighting, or hardware not supplied by Maplevilles. Custom and special-order doors, finishes, and non-standard products are warranted only for manufacturing defects and are otherwise accepted as approved at the time of order, including design, color range, finish, and specifications.

If a valid manufacturing defect is confirmed, Maplevilles Cabinetry's sole and exclusive remedy is replacement of the defective component (door, drawer front, or cabinet part). This warranty does not include reimbursement for labor, removal, reinstallation, freight beyond original delivery, project delays, or any consequential or incidental damages. All warranty claims must include clear photographs, the original Maplevilles invoice number, and a written description of the issue. Replacement parts are issued only after an approved Return Merchandise Authorization (RMA).

Maplevilles Cabinetry reserves the right to inspect products, request additional documentation, or require return of an item before determining coverage. All warranty determinations are made at Maplevilles' discretion and governed by California law.

Full policy available at: <https://maplevillescabinetry.com/returns-claims/warranty-policy/>



MAPLEVILLES

2522 CONTINENTAL AVE

EL MONTE, CA 91733

PH. 626-672-0025