



tala®

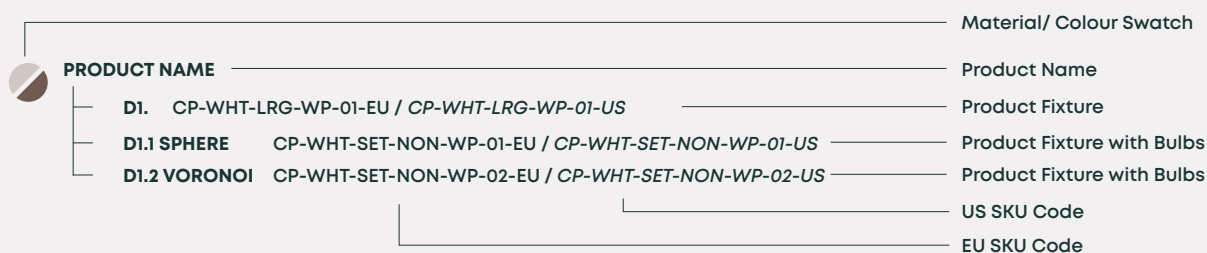
CATALOGUE

2024

Contents

About	3	David Weeks for Tala	85
About Tala		Echo	
LED overview		Reflection	
Tala Professionals			
The Muse	15	Knuckle	97
Solid Brass		Knuckle Table Lamps	
Farrow & Ball		Knuckle Pendants	
The Muse Wall Light			
Accessories		Pendants	105
		Plug-In Pendants	
		Pendants	
Shore	31		
		Triple Pendants	111
Mantle	37		
		Five Pendants	117
Loop	43		
Wall Light		Nine Pendants	123
Table Lamp			
Single Pendant		Light Bulbs	129
		Voronoi Range	
Kilter	53	Sphere Range	
Wall Light		Porcelain Range	
Pendant		Light Bulbs	
		Technical Light Sources	141
Alumina	59		
Alumina Pendants		Inspiration	145
Alumina Lamp			
		Resources	153
Poise	71		
Lochan	75		
Basalt	79		
Single Pendant			
Triple Pendant			
Nine Pendant			

Product SKU Code Guide





LIGHT TO LIVE BY

We create high-quality, sustainable LED lights for homes, offices and every space in between. Lights people can be proud to switch on because they look great, lift the soul and are gentle on the planet.



THE CREATORS OF BEAUTIFUL, SUSTAINABLE LIGHTING.

Tala was founded in 2015 by Josh, Max and William. Three university friends who believed great design was the fastest way to a low-carbon planet. Since then, we've become one of the leading lights in design-led, sustainable lighting.

A team of engineers, designers and low-carbon pioneers, proud to be creating lights that are gentle on the planet, make homes look great and make life feel brighter.



We push the boundaries of design x technology

Our LED bulbs are built with performance and impact in mind.

With every product we design, we're driving our industry closer to a low carbon future.

We draw inspiration from nature

Tapping into 4.5 billion years of research and development as a platform for creativity and innovation.

We build sustainability into every product

Low energy is good. Low carbon and low impact is better. Circularity and repairability are the future.

We collaborate

Working with like-minded folk brings an energy we thrive on. We work with others who believe in the positive power of sustainable lighting. We're the preferred LED light-source supplier for some of the most celebrated lighting brands worldwide.

We choose suppliers with integrity

We choose responsibly sourced, recyclable materials like aluminium and hardwoods. We avoid plastic at all costs.

Certified



Corporation

This company meets high standards of social and environmental impact.

DESIGN-LED LIGHTS FOR A BRIGHTER FUTURE.

We're supporting the move to low-carbon. One light at a time.

- + Tala LED bulbs use 90% less energy than incandescent equivalents
- + Tala LED light sources have a lifespan of between 15,000–30,000 hours, or approx. 5–10 years in a residential environment
- + By using Tala LED bulbs rather than incandescent or halogen equivalents, users can prevent significant amounts of CO₂ from entering the atmosphere. Moreover, the efficiency and longevity of Tala bulbs will help to reduce energy bills and lower the users' carbon footprint
- + Tala fixtures use responsibly sourced and recyclable materials, such as hardwoods and aluminium



AMAZING PRODUCTIONS AND FRAMPTON & BALDING



As designers we naturally want to create the best looking lights on the planet, but that's just half the story.

Through every product we make, we want to use the power of design to show how brilliant low-carbon living can be. The low-energy revolution is happening. We're proud to be leading the charge.



@tala

We encourage our customers to share photos of their Tala lights on Instagram.

PROFESSIONALS

Designed for design professionals.

Tala Professionals is an online resource for our trade customers and design professionals to view the latest product inventory, download exclusive content and place and monitor orders with automatic trade discounts.



Trade pricing

Access our trade prices instantly with discounts increasing with volume.



Downloadable assets

Browse and download 2D and 3D files, our latest photography and video content, plus our brand assets, all via an easy-to-navigate Digital Asset Library.



Quick shipping

Take advantage of our faster shipping options for quick and easy specification, including Express, Premium and Click + Collect.



Speak directly with our team

Speak to our experienced Customer Service team and trained Sales Reps who can advise at every stage of your project.



Visualise tools

Utilise our in-built 3D and Augmented Reality features to see our products in your space, speeding up the specification process.



Certified B Corporation®

We are proud to be certified B CORP™ and sustainability steers everything we do.



SCAN THE CODE TO EXPLORE
OUR DIGITAL ASSET LIBRARY
OR APPLY FOR A TALA PRO
ACCOUNT.







PIEDRA COLLECTION BY L'AVIVA HOME, FEATURING TALA PORCELAIN II BULB

OEM PARTNERSHIPS

We are the preferred LED light source supplier for some of the most celebrated lighting brands worldwide.

Catering for a wide and wonderful variety of fixtures, we tailor technical specifications to match your exacting requirements, guiding you through every step of the design and manufacturing process.



Do you have a project you would like to discuss?

Email us at partnerships@tala.co.uk to begin your journey with Tala.

PROFESSIONALS



HELIOS CORD PENDANT BY WORKSTEAD WITH SPHERE IV BULB



LILO, TUMMA + PÓMOPA LIGHT FIXTURES BY MADE BY AOS WITH SPHERE AND OVAL BULBS



POTTERY COLLECTION BY LUMINAIRE AUTHENTIK WITH SPHERE II AND OBLO BULBS



BLACK LOMM FLOOR LAMP BY STUDIO HARAN WITH OVAL BULB



TALA SHOWROOM, LONDON

RETAIL

Tala products are sold in some of the most desirable retail locations in the world, with stunning displays and Retail Display Units opportunities to make you stand out from the crowd.

HEALS

JOHN LEWIS
& PARTNERS

west elm



ARIA

BURROW

OLIVER BONAS



L⁺ LIGHT PLUS



E|W|F MODERN

S Q M A STUDIO

Galeries Lafayette


BEAM

Euroluce

tala

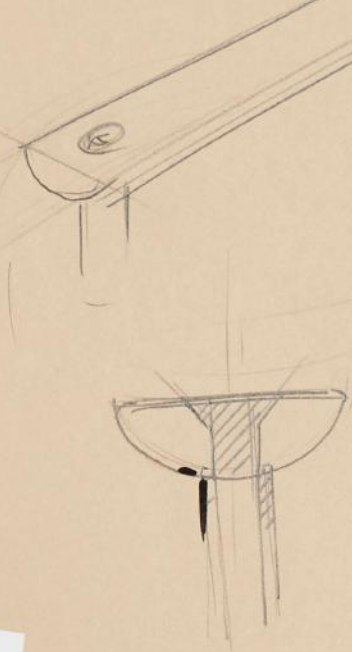
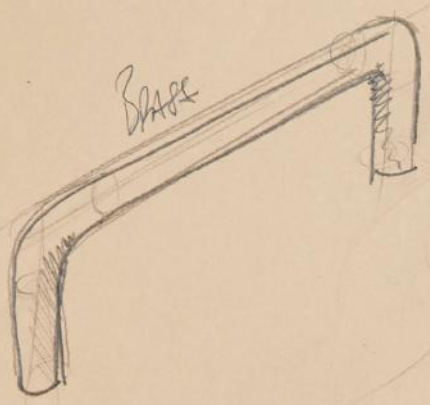


tala



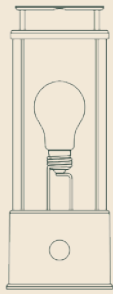


TALA SHOWROOM, LONDON



THE MUSE

Special Edition



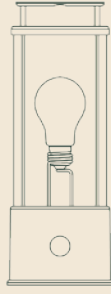
**THE MUSE
PORTABLE LIGHT**

Ø 135mm / 5 3/8"

2500g / 5.51lb



Farrow & Ball



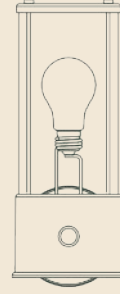
**THE MUSE
PORTABLE LIGHT**

Ø 135mm / 5 3/8"

1800g / 3.97lb



Farrow & Ball



**THE MUSE
WALL LIGHT**

Ø 150mm / 5 7/8"

1700g / 3.75lb





THE MUSE IN SOLID BRASS

The Muse in Solid Brass is a special edition of the original portable lamp design.

Celebrating the beauty of raw materials, the lamp is made from cast solid brass which is hand-polished to achieve the luxury finish. Its considerable weight lends a further air of luxury.

The first version of The Muse to be made without Farrow & Ball's custom colours, this edition references the signature brass finish found in other Tala fixtures, while creating something wholly unique.

● THE MUSE - SOLID BRASS
MUSE-PBL-SB-01



+ Special
edition



TALA x FARROW & BALL

The Muse is a collaboration between two pioneering and sustainable British brands, mixing exclusive Farrow & Ball colours with Tala lighting technology.

The Muse recalls the promise and grandeur of the British pleasure garden to create timeless lighting solutions for the home, outdoors, or on the move.

tala®



“Just like the Muse itself, the colours have been designed to stand the test of time and to feel instantly at home wherever you set them down.”

- CHARLOTTE COSBY, HEAD OF CREATIVE AT FARROW & BALL



THE MUSE

The most advanced portable LED lamp on the market, The Muse has a battery life of up to 24 hours and delivers a warm dimmable light throw no matter the weather.

- + Tala's first truly portable lamp
- + Exclusive Farrow & Ball colourways
- + IP44 rated – built for the British outdoors
- + Classic lantern aesthetic
- + Cordless long-life battery (up to 24hrs)
- + Custom solid brass dimmer with knurled texture
- + Dim to Warm LED light
- + Repairable for longer life and less waste
- + USB-C + Wireless charging
- + IP44 wet-rated for outdoor use
- + Replaceable Tala bulb and battery pack
- + Borosilicate glass, Aluminium shell and solid Brass hardware
- + CRI 97 LED light
- + Selvedge and Setting Plaster colourways exclusive to Tala, online and in-store

- **THE MUSE - PLEASURE GARDEN GREEN**
FB-MUSE-PBL-PG-01
- **THE MUSE - CANDLENUT WHITE**
FB-MUSE-PBL-CW-01
- **THE MUSE - HACKLES BLACK**
FB-MUSE-PBL-HB-01
- **THE MUSE - POMONA RED**
FB-MUSE-PBL-PR-01
- **THE MUSE - SELVEDGE BLUE**
FB-MUSE-PBL-SV-01
- **THE MUSE - SETTING PLASTER PINK**
FB-MUSE-PBL-SP-01






+ IP44
rated

● THE MUSE - PLEASURE GARDEN GREEN
FB-MUSE-PBL-PG-01

“Electronic waste is a huge problem for the planet, so our design is built for repairability and avoids plastic at all costs.”

- JOSHUA WARD, CO-FOUNDER OF TALA



 THE MUSE - POMONA RED
FB-MUSE-PBL-PR-01

Available in six bespoke colours by Farrow & Ball, this exceptional light is designed with sustainability in mind, combining energy-efficient LED technology with premium, repairable materials.

THE MUSE



● THE MUSE - HACKLES BLACK
FB-MUSE-PBL-HB-01




● THE MUSE - SETTING PLASTER PINK
FB-MUSE-PBL-SP-01

● THE MUSE - SELVEDGE BLUE
FB-MUSE-PBL-SV-01

THE MUSE



● THE MUSE - SETTING PLASTER PINK
FB-MUSE-PBL-PR-01



THE MUSE WALL LIGHT

An extension of the portable lamp series, The Muse Wall Light continues the aesthetic theme and recalls the sconce-style light fixtures synonymous with the 18th and 19th Centuries.


The Dim to Warm behaviour of the bulb can be controlled via the rotary dimmer dial on the face of the lamp, or by switching to wall control upon installation.

- + IP44 wet-rated – suitable for outdoors and bathrooms
- + Replaceable custom LED bulb
- + Dim to Warm technology
- + Cast aluminium housing and solid brass detailing
- + Dimmable using the knurled brass dial, or from a centralised system (configurable upon setup)
- + Four custom Farrow & Ball colourways

- **THE MUSE WALL LIGHT - PLEASURE GARDEN GREEN**
FB-MUSE-WL-PG-01-EU / FB-MUSE-WL-PG-01-US
- **THE MUSE WALL LIGHT - CANDLENUT WHITE**
FB-MUSE-WL-CW-01-EU / FB-MUSE-WL-CW-01-US
- **THE MUSE WALL LIGHT - HACKLES BLACK**
FB-MUSE-WL-HB-01-EU / FB-MUSE-WL-HB-01-US
- **THE MUSE WALL LIGHT - POMONA RED**
FB-MUSE-WL-PR-01-EU / FB-MUSE-WL-PR-01-US



ACCESSORIES



- A. THE MUSE CANVAS BAG ACC-BAG-MUSE-01 B. THE MUSE WIRELESS CHARGER ACC-WC-BLK-01
C. THE MUSE REPLACEMENT BULB (PORTABLE) MUSE-A60-6W-2000-2800K-E27-MP-12V
D. THE MUSE REPLACEMENT BULB (WALL LIGHT) ACC-MUSE-BULB-02 E. THE MUSE REPLACEMENT BATTERY REP-MUSE-BTY-01 F. THE MUSE REPLACEMENT GLASS REP-MUSE-GLS-01


THE MUSE



THE MUSE CANVAS BAG
ACC-BAG-MUSE-01



SHORE



SHORE
TABLE LAMP

Ø 95mm / 3 7/8"

700g / 1.54lb





SHORE

The Shore Table Lamp is an elegant and sustainable light fixture from Tala.


Mouth-blown from recycled glass and referencing the form of the light bulb before it is sealed, Shore is paired with a spherical matte white bulb and in-line dimmer, offering unrivalled Dim to Warm technology.

- SHORE TABLE LAMP - SEA GREEN**
 SHR-G95-SEA-TBL-01-EU / SHR-G95-SEA-TBL-01-US
- SHORE TABLE LAMP - BOTTLE BROWN**
 SHR-G95-BTL-TBL-01-EU / SHR-G95-BTL-TBL-01-US
- SHORE TABLE LAMP - SMOKE GREY**
 SHR-G95-SMK-TBL-01-EU / SHR-G95-SMK-TBL-01-US

- + Mouth-blown from recycled glass and virgin glass
- + Available in three colour finishes
- + High-gloss sheen
- + White and grey speckled cable and in-line dimmer
- + Paired with a matte white G95 LED bulb
- + Dim to Warm technology
- + Compact size



**+ Made from
recycled
glass**



SHORE TABLE LAMP - SMOKE GREY
SHR-G95-SMK-TBL-01-EU /
SHR-G95-SMK-TBL-01-US





MANTLE



MANTLE
PORTABLE LAMP

Ø 80mm / 3 1/8"

450g / 0.99lb





**Mimic the magic of
candlelight**






MANTLE

Mantle is a compact, battery-powered portable lamp designed to mimic the magic of candlelight in any dining setting.

The slender size and conical form allow the light to project evenly onto the table surface, while the handle encourages easy interaction.

- + Made from high-grade stainless steel
- + Powder-coated, speckle finish
- + IP44 wet-rated – suitable for outdoors
- + Up to 24-hours battery life based on light output
- + 4 hours charge time
- + Push button dimmer
- + USB-C charging
- + Replaceable LED bulb, battery and interior circuitry
- + LED Bulb is 0% flicker and 95 CRI

-  **MANTLE PORTABLE LAMP - STONE**
MTL-R80-STN-PBL-01-EU / *MTL-R80-STN-PBL-01-US*
-  **MANTLE PORTABLE LAMP - GRANITE**
MTL-R80-GRA-PBL-01-EU / *MTL-R80-GRA-PBL-01-US*
-  **MANTLE PORTABLE LAMP - COBALT**
MTL-R80-COB-PBL-01-EU / *MTL-R80-COB-PBL-01-US*

MANTLE



 **MANTLE PORTABLE LAMP - STONE**
MTL-R80-STN-PBL-01-EU /
MTL-R80-STN-PBL-01-US



 **MANTLE PORTABLE LAMP - GRANITE**
MTL-R80-GRA-PBL-01-EU / MTL-R80-GRA-PBL-01-US

MANTLE



 **MANTLE PORTABLE LAMP - STONE**
MTL-R80-STN-PBL-01-EU /
MTL-R80-STN-PBL-01-US



JOHN TREE FOR TALA

Designed for Tala by London-based product and furniture designer, John Tree, Loop reveals the beauty of economy and celebrates intelligent, responsible manufacturing.

Available in two distinct sizes, the Loop range includes a single pendant, wall light and table lamp.

tala®

John Tree



LOOP

Large



TABLE LAMP

Ø 185mm / 7 3/8"
1100g / 2.43lb



PENDANT

Ø 185mm / 7 3/8"
1400g / 3.09lb



WALL LIGHT

Ø 185mm / 7 3/8"
990g / 2.18lb



Small



TABLE LAMP

Ø 125mm / 4 7/8"
850g / 1.87lb



PENDANT

Ø 125mm / 4 7/8"
1120g / 2.47lb



WALL LIGHT

Ø 125mm / 4 7/8"
700g / 1.54lb





+ Infinite
recycling

LOOP

Loop takes inspiration from the infinite recyclable potential of aluminium and revels in its economic and efficient use of material. Foregoing an applied finish, the aluminium is anodised to create the two distinct tones and showcase the material's natural lustre.

Paired with Tala's Sphere LED bulbs, the Dim to Warm characteristics and moonlike form accentuate the series' ethereal power.

- + Made from high-grade anodised aluminium
- + Available in Gold and Dark Grey finishes
- + Wall editions are IP44 wet-rated for outdoor use
- + Pendants and Table Lamps fitted with dark grey braided cable
- + In-line dimmer on Table Lamp
- + Paired with the Sphere III and Sphere IV LED bulbs
- + Dim to Warm technology





LOOP PENDANT - DARK GREY - SPHERE III
LOOP-SPHR-III-DG-TBL-01-EU /
LOOP-SPHR-III-DG-TBL-01-US

● LOOP TABLE LAMP - GOLD

- SPHERE IV LOOP-SPHR-IV-GD-TBL-01-EU /
LOOP-SPHR-IV-GD-TBL-01-US
- SPHERE III LOOP-SPHR-III-GD-TBL-01-EU /
LOOP-SPHR-III-GD-TBL-01-US

● LOOP TABLE LAMP - DARK GREY

- SPHERE IV LOOP-SPHR-IV-DG-TBL-01-EU /
LOOP-SPHR-IV-DG-TBL-01-US
- SPHERE III LOOP-SPHR-III-DG-TBL-01-EU /
LOOP-SPHR-III-DG-TBL-01-US

● LOOP PENDANT - GOLD

- SPHERE IV LOOP-SPHR-IV-GD-PD-01-EU /
LOOP-SPHR-IV-GD-PD-01-US
- SPHERE III LOOP-SPHR-III-GD-PD-01-EU /
LOOP-SPHR-III-GD-PD-01-US

● LOOP PENDANT - DARK GREY

- SPHERE IV LOOP-SPHR-IV-DG-PD-01-EU /
LOOP-SPHR-IV-DG-PD-01-US
- SPHERE III LOOP-SPHR-III-DG-PD-01-EU /
LOOP-SPHR-III-DG-PD-01-US

● LOOP WALL LIGHT - GOLD

- SPHERE IV LOOP-SPHR-IV-GD-WL-01-EU /
LOOP-SPHR-IV-GD-WL-01-US
- SPHERE III LOOP-SPHR-III-GD-WL-01-EU /
LOOP-SPHR-III-GD-WL-01-US

● LOOP WALL LIGHT - DARK GREY

- SPHERE IV LOOP-SPHR-IV-DG-WL-01-EU /
LOOP-SPHR-IV-DG-WL-01-US
- SPHERE III LOOP-SPHR-III-DG-WL-01-EU /
LOOP-SPHR-III-DG-WL-01-US



“Each tool, process, part, material, and finish has been rationalised and simplified to seek efficiency during the products journey through assembly, disassembly, and recycling.”

- JOHN TREE, DESIGNER



● **LOOP TABLE LAMP - GOLD - SPHERE III**
LOOP-SPHR-III-GD-TBL-01-EU /
LOOP-SPHR-III-GD-TBL-01-US



● **LOOP PENDANT - DARK GREY - SPHERE IV**
LOOP-SPHR-IV-DG-PD-01-EU / LOOP-SPHR-IV-DG-PD-01-US

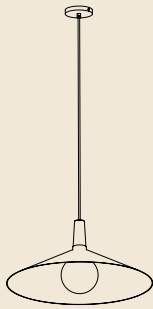
LOOP



● LOOP PENDANT - GOLD - SPHERE III
LOOP-SPHR-III-GD-PD-01-EU /
LOOP-SPHR-III-GD-PD-01-US



BOWER



LARGE

Ø 600mm / 23 5/8"
2900g / 6.4lb



MEDIUM

Ø 350mm / 13 5/8"
1270g / 2.8lb



SMALL

Ø 220mm / 8 5/8"
820g / 1.8lb





BOWER PENDANTS

Expertly spun from steel in Yorkshire, United Kingdom, this debut pendant system is powder coated in distinctive, high-gloss colourways and features an anodised aluminium pendant.

Designed to hang individually or in a uniform row, the Bower embraces the traditional shaded form to offer a crisp, graphic aesthetic that is both fresh and familiar.

- + **Circular + Modular:** The assembly references traditional industrial manufacturing processes, separating the pendant from the shade to ensure longer life and reparability over time
- + **Three sizes, Three colourways:** Available in Small, Medium and Large in Dark Green, Yellow and White
- + **Boasting optimised geometries** to showcase the dim to warm capabilities of the Tala light bulb



BOWER PENDANT - GREEN

SMALL - C220	BWR-C220-GRN-SPHR-III-01-EU/ BWR-C220-GRN-SPHR-III-01-US
MEDIUM - C360	BWR-C360-GRN-SPHR-IV-01-EU/ BWR-C360-GRN-SPHR-IV-01-US
LARGE - C600	BWR-C600-GRN-OVAL-II-01-EU/ BWR-C600-GRN-OVAL-II-01-US



BOWER PENDANT - YELLOW

SMALL - C220	BWR-C220-YEL-SPHR-III-01-EU/ BWR-C220-YEL-SPHR-III-01-US
MEDIUM - C360	BWR-C360-YEL-SPHR-IV-01-EU/ BWR-C360-YEL-SPHR-IV-01-US
LARGE - C600	BWR-C600-YEL-OVAL-II-01-EU/ BWR-C600-YEL-OVAL-II-01-US



BOWER PENDANT - WHITE

SMALL - C220	BWR-C220-WHT-SPHR-III-01-EU/ BWR-C220-WHT-SPHR-III-01-US
MEDIUM - C360	BWR-C360-WHT-SPHR-IV-01-EU/ BWR-C360-WHT-SPHR-IV-01-US
LARGE - C600	BWR-C600-WHT-OVAL-II-01-EU/ BWR-C600-WHT-OVAL-II-01-US





Bower: A pleasant shady place under trees or climbing plants in a garden or wood .



Optimised geometry to work with a wide range of bulbs. Each bulb offers a different look and bulb depth.

Wedge-shaped pendant design offers a simple friction fit for all shade shapes. The hole size on the shade determines how low it sits on the pendant.



VERY SERIOUS COOKBOOK

VERY SERIOUS COOKBOOK

VERY SERIOUS COOKBOOK

KILTER

Wall light Large



2200K

Ø 107mm / 4 3/8"
480g / 1.06lb



2700K

Ø 107mm / 4 3/8"
480g / 1.06lb



Wall light Small



2200K

Ø 107mm / 4 3/8"
480g / 1.06lb

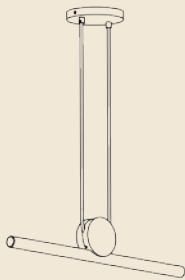


2700K

Ø 107mm / 4 3/8"
480g / 1.06lb

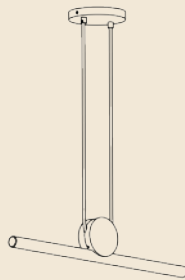


Pendant



2200K

Ø 150mm / 6"
1995g / 4.39lb



2700K

Ø 150mm / 6"
1995g / 4.39lb





KILTER

Named in reference to the careful confluence of light source and fixture, the Kilter range is found at the intersection of decorative and architectural lighting.

Comprised of the Kilter Pendant, Kilter Wall Light and light sources Kilter I and II, this series is our first venture into S14d lighting solutions. This version of the popular form features a light frosted finish to subtly exposes the internal filament when illuminated, while reducing the dark spots often found at the ends of a typical S14d bulb.



KILTER WALL LIGHT - WHITE

SMALL - 2200K	KLT-WL-SET-500-2200K-WT-01-EU / KLT-WL-SET-500-2200K-WT-01-US
SMALL - 2700K	KLT-WL-SET-500-2700K-WT-01-EU / KLT-WL-SET-500-2700K-WT-01-US
LARGE - 2200K	KLT-WL-SET-640-2200K-WT-01-EU / KLT-WL-SET-640-2200K-WT-01-US
LARGE - 2700K	KLT-WL-SET-640-2700K-WT-01-EU / KLT-WL-SET-640-2700K-WT-01-US



KILTER WALL LIGHT - DARK GREY

SMALL - 2200K	KLT-WL-SET-500-2200K-DG-01-EU / KLT-WL-SET-500-2200K-DG-01-US
SMALL - 2700K	KLT-WL-SET-500-2700K-DG-01-EU / KLT-WL-SET-500-2700K-DG-01-US
LARGE - 2200K	KLT-WL-SET-640-2200K-DG-01-EU / KLT-WL-SET-640-2200K-DG-01-US
LARGE - 2700K	KLT-WL-SET-640-2700K-DG-01-EU / KLT-WL-SET-640-2700K-DG-01-US



KILTER WALL LIGHT - BRASS

SMALL - 2200K	KLT-WL-SET-500-2200K-SB-01-EU / KLT-WL-SET-500-2200K-SB-01-US
SMALL - 2700K	KLT-WL-SET-500-2700K-SB-01-EU / KLT-WL-SET-500-2700K-SB-01-US
LARGE - 2200K	KLT-WL-SET-640-2200K-SB-01-EU / KLT-WL-SET-640-2200K-SB-01-US
LARGE - 2700K	KLT-WL-SET-640-2700K-SB-01-EU / KLT-WL-SET-640-2700K-SB-01-US



KILTER PENDANT - BRASS

2200K	KLT-640-2200K-SB-PD-01-EU / KLT-640-2200K-SB-PD-01-US
2700K	KLT-640-2700K-SB-PD-01-EU / KLT-640-2700K-SB-PD-01-US





**+ Bring balance to
your interior**



Pendant Light

- + Circular pendant fixture
- + Polished Solid Brass finish
- + Parallel 3 metre/9.8ft cable length
- + Dimmable LED filaments
- + Available in 2200K and 2700K
- + 15,000-hour lifespan

Wall Light

- + Enamel powder-coated Dark Grey and White, or Solid Brass
- + Subtle Tala logo detailing
- + S14d light source
- + Two bulb lengths: 640mm/25" and 500mm/20"
- + Both bulb lengths available in 2200K and 2700K colour temperature
- + 15,000-hour lifespan



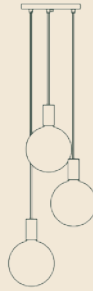
ALUMINA

Pendants



SINGLE PENDANT

Ø 80mm / 5 1/8"
550g / 1.21lb



TRIPLE PENDANT

Ø 250mm / 9 7/8"
2200g / 4.85lb

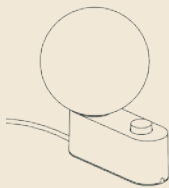


NINE PENDANT

Ø 508mm / 20"
10400g / 22.93lb



Table/ Wall



ALUMINA LAMP

Ø 220mm / 8 5/8"
766g / 1.69lb





ALUMINA PENDANTS

An extension of the Alumina Lamp series released in November 2020, the Alumina Pendants also draw inspiration from the White City in Tel Aviv.

For the pendant edition, the five colourways of the Lamp series were narrowed down to the popular and versatile 'Chalk' finish, referencing most closely the classic curved design and white surface finish of the architecture.

- + Built from lightweight aluminium
- + Complete with textured chalk white powder-coat finish
- + Grey and white speckled braided cable
- + Designed with a concealed neck to sit flush to the custom Sphere V bulb
- + Available in Single, Triple and Nine Pendant configurations
- + Also available as standalone fixtures
- + Ideal in minimal or bold interior settings



ALUMINA SINGLE PENDANT - CHALK
SPHR-V-SET-ALM-01-EU / SPHR-V-SET-ALM-01-US



ALUMINA TRIPLE PENDANT - CHALK
CP-CHK-SET-TRI-ALM-01-EU / CP-CHK-SET-TRI-ALM-01-US



ALUMINA NINE PENDANT - CHALK
CP-CHK-SET-NON-ALM-01-EU / CP-CHK-SET-NON-ALM-01-US





“We combined a soft chalky texture with clean geometry to highlight the delicate relationship between bulb and pendant.”

- DANIEL CARPENTER, SENIOR DESIGNER



Shaped from a solid cylinder of aluminium, the bold form is balanced by the modest, chalk-white finish, enabling it to be displayed in minimal spaces or with striking colour schemes.

Designed with a concealed neck to showcase the form of the new Sphere V bulb and its in-built Dim to Warm technology.



○ **ALUMINA SINGLE PENDANT - CHALK**
SPHR-V-SET-ALM-01-EU /
SPHR-V-SET-ALM-01-US



○ **ALUMINA TRIPLE PENDANT - CHALK**
CP-CHK-SET-TRI-ALM-01-EU / CP-CHK-SET-TRI-ALM-01-US

ALUMINA



○ ALUMINA NINE PENDANT - CHALK
CP-CHK-SET-NON-ALM-01-EU /
CP-CHK-SET-NON-ALM-01-US



ALUMINA LAMP

This modern and multifunctional lamp offers certainty for uncertain spaces. Suitable for use as a table or wall light, the Dim to Warm characteristics of the bulb and the tactile nature of the lamp gives this the edge in any interior.


- + Plug-in and portable
- + Made from lightweight aluminium
- + Five colour options
- + Functional as a table or wall light
- + Bauhaus-inspired aesthetic
- + Lamps come pre-packed with Sphere IV bulb
- + Integrated full range dimmer
- + 3m/9.8ft cable length

- **ALUMINA LAMP - CHARCOAL**
ALM-SPHR-IV-CHR-TBL-01-EU / ALM-SPHR-IV-CHR-TBL-01-US
- **ALUMINA LAMP - CHALK**
ALM-SPHR-IV-CHK-TBL-01-EU / ALM-SPHR-IV-CHK-TBL-01-US
- **ALUMINA LAMP - SAGE**
ALM-SPHR-IV-SGE-TBL-01-EU / ALM-SPHR-IV-SGE-TBL-01-US
- **ALUMINA LAMP - BLOSSOM**
ALM-SPHR-IV-BLS-TBL-01-EU / ALM-SPHR-IV-BLS-TBL-01-US
- **ALUMINA LAMP - SAPPHIRE**
ALM-SPHR-IV-SAP-TBL-01-EU / ALM-SPHR-IV-SAP-TBL-01-US

ALUMINA



+ Wall mountable



ALUMINA LAMP - SAGE
ALM-SPHR-IV-SGE-TBL-01-EU /
ALM-SPHR-IV-SGE-TBL-01-US

Alumina is made from lightweight aluminium, which has excellent recyclability potential and is one of earth's most abundant metals.



Catering for the modern dweller, we adapted the design to allow users to fix their lamp to the wall.

In doing so, it offers a multitude of uses and the ability to display Alumina throughout an interior space.



PHOTO CREDIT CHRIS WHARTON



POISE ADJUSTABLE FLOOR LAMP
GRAP-FL-01-EU / GRAP-FL-01-US

POISE

Floor Lamp



POISE

Ø 234mm / 9 3/8"

5000g / 11.02lb



POISE




POISE

Featuring an integrated full range dimmer to extract the maximum performance from the mouth-blown Sphere V LED bulb, custom-made for this light feature.

- + Adjustable, telescopic column with central tightening clutch
- + Minimum height of 1.25m / 4.1ft to maximum height of 1.7m/5.6ft
- + Base and stem made from black powder coated steel
- + Available with Brass or Graphite detailing on neck, clutch and base
- + Integrated, full-range dimmer on stem
- + Includes the new Sphere V LED bulb – our largest Dim to Warm bulb to date
- + High performance Dim to Warm technology
- + 3m/9.8ft of black braided cable and EU-UK plug adapter

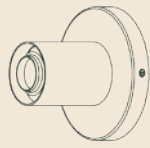
- **POISE ADJUSTABLE FLOOR LAMP - BRASS**
BRAS-SPHR-V-FL-01-EU / BRAS-SPHR-V-FL-01-US
- **POISE ADJUSTABLE FLOOR LAMP - GRAPHITE**
GRAP-SPHR-V-FL-01-EU / GRAP-SPHR-V-FL-01-US





LOCHAN

Wall Light



LOCHAN

Ø 110mm / 4 3/8"

325g / 0.72lb





LOCHAN

An inviting, omni-directional light fixture, Lochan has been carefully constructed for an IP44 rating, making it suitable for installation in wet rooms and the outdoors.

The understated design is intended to celebrate the form of the light bulb, while the material choice and rugged finish guarantees visual consistency over many years of use.

- + Suitable for mounting on walls and ceilings
- + IP44 wet-rated for indoor and outdoor use
- + Ideal for illuminating bathroom vanity mirrors
- + Made from moisture-resistant anodized Aluminium
- + Available in brushed Brass and Graphite finishes
- + Recommended bulb pairing with Sphere III and Oval
- + Simple installation

- **LOCHAN WALL LIGHT - BRASS**
LOCH-BRAS-WL-01-EU / LOCH-BRAS-WL-01-US
- **LOCHAN WALL LIGHT - GRAPHITE**
LOCH-GRAP-WL-01-EU / LOCH-GRAP-WL-01-US






BASALT

Pendants



SINGLE PENDANT

Ø 130mm / 5 1/8"
988g 958g
/ 2.18lb / 2.11lb



TRIPLE PENDANT

Ø 250mm / 9 7/8"
1921g 1891g
/ 4.24lb / 4.17lb



NINE PENDANT

Ø 508mm / 20"
11751g 10940g
/ 25.91lb / 24.12lb





**Designed to evoke nature's
magnitude**


BASALT

Drawing from millions of years of organic construction, the Basalt range references the shape found in the thousands of extruded basalt columns that make up the Giant's Causeway in Northern Ireland.

Through expertly crafted Brass and Stainless Steel, together with mouth-blown borosilicate glass, Basalt achieves a truly unique aesthetic to accompany its arcane origin story.

- + Crafted from sand casted Brass and lost-wax casted Stainless Steel
- + Translucent mouth-blown borosilicate glass
- + Consistent colour rendering of more than CRI 90
- + Black and grey braided cable
- + Subtle Tala logo detail on the pendant

- **BASALT SINGLE PENDANT - BRASS**
BSALT-I-SET-SGL-PD-01-EU / BSALT-I-SET-SGL-PD-01-US
- **BASALT TRIPLE PENDANT - BRASS**
BSALT-I-SET-TRI-PD-01-EU / BSALT-I-SET-TRI-PD-01-US
- **BASALT NINE PENDANT - BRASS**
CP-BLK-LRG-BS-01-EU / CP-BLK-LRG-BS-01-US
- **BASALT SINGLE PENDANT - STAINLESS STEEL**
BSALT-I-SET-SGL-PD-02-EU / BSALT-I-SET-SGL-PD-02-US
- **BASALT TRIPLE PENDANT - STAINLESS STEEL**
BSALT-I-SET-TRI-PD-02-EU / BSALT-I-SET-TRI-PD-02-US
- **BASALT NINE PENDANT - STAINLESS STEEL**
CP-BLK-LRG-BS-02-EU / CP-BLK-LRG-BS-02-US





● **BASALT TRIPLE PENDANT - BRASS**
BSALT-I-SET-TRI-PD-01-EU /
BSALT-I-SET-TRI-PD-01-US



● **BASALT NINE PENDANT - BRASS**
CP-BLK-LRG-BS-01-EU / CP-BLK-LRG-BS-01-US

● **BASALT TRIPLE PENDANT - STAINLESS STEEL**
BSALT-I-SET-TRI-PD-02-EU / BSALT-I-SET-TRI-PD-02-US

BASALT



● **BASALT TRIPLE PENDANT - STAINLESS STEEL**
BSALT-I-SET-TRI-PD-02-EU /
BSALT-I-SET-TRI-PD-02-US



PHOTO CREDIT RACHEL LEINER

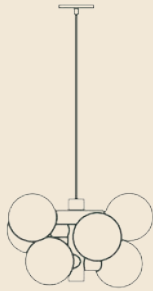
DAVID WEEKS FOR TALA

For our seminal international design collaboration, we conjured a series of lighting concepts with legendary New York designer, David Weeks.

Known as the 'godfather of New York lighting design', David Weeks's minimalist visual language articulates an ongoing, and open-ended, dialogue between material and form. Together with our London-based design team, this collaboration marries New York modernism with British ingenuity, casting our most celebrated bulbs in a whole new light.

ECHO

Chandelier



ECHO

Ø 490mm / 19 3/8"

4200g / 9.26lb



Floor Lamp



ECHO

Ø 470mm / 18.5"

13000g / 28.66lb



Table Lamp



ECHO

Ø 340mm / 13 3/8"

3250g / 7.17lb



REFLECTION

Table Lamp



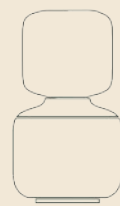
ENNO

Ø 150mm / 5 7/8"
2000g / 4.41lb



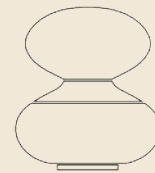
NOMA

Ø 160mm / 6 3/8"
2000g / 4.41lb



OBLO

Ø 160mm / 6 3/8"
2000g / 4.41lb



OVAL

Ø 190mm / 7 1/2"
2500g / 5.51lb





ECHO

Echo is all about structure and form. Inspired by our Sphere IV bulbs, the Echo range is notable for its strong, angular steel framing. Featuring a Table and Floor lamp, plus a dramatic and elegant Chandelier, this range will soon sit amongst the world's very best lighting designs.

- + Refined tubular steel structure
- + Custom rotary dimmer
- + Dim to Warm technology
- + Echo products come pre-packed with Sphere IV bulbs

- **ECHO TABLE LAMP**
DWS-ECHO-TBL-01-EU / DWS-ECHO-TBL-01-US
- **ECHO FLOOR LAMP**
DWS-ECHO-FL-01-EU / DWS-ECHO-FL-01-US
- **ECHO CHANDELIER**
DWS-ECHO-CDL-01-EU / DWS-ECHO-CDL-01-US



○ ECHO CHANDELIER
DWS-ECHO-CDL-01-EU / DWS-ECHO-CDL-01-US

“Asymmetry is achieved by working backward, starting at the end. We decide where we want the bulbs to go and then solve the problem of getting them there.”

– DAVID WEEKS, DESIGNER



ECHO FLOOR LAMP
DWS-ECHO-FL-01-EU / DWS-ECHO-FL-01-US

ECHO



ECHO TABLE LAMP

DWS-ECHO-TBL-01-EU / DWS-ECHO-TBL-01-US

**Individually crafted by hand,
portraying time-honoured skills
and natural materials.**



**+ Hand
crafted**

REFLECTION

Offering a playful take on some of Tala's most recognised bulbs, the Reflection range promotes premium materials and thoughtful design to spark new life into established forms.

- + Sourced from the world's premium porcelain materials
- + Slip cast and twice fired to achieve the reflective glaze
- + Lamps pre-packed with bulb
- + 3m/9.8ft white braided cable with in-line dimmer switch



- **REFLECTION ENNO TABLE LAMP**
DWS-ENNO-TBL-01-EU / *DWS-ENNO-TBL-01-US*
- **REFLECTION NOMA TABLE LAMP**
DWS-NOMA-TBL-01-EU / *DWS-NOMA-TBL-01-US*
- **REFLECTION OBLO TABLE LAMP**
DWS-OBLO-TBL-01-EU / *DWS-OBLO-TBL-01-US*
- **REFLECTION OVAL TABLE LAMP**
DWS-OVAL-TBL-01-EU / *DWS-OVAL-TBL-01-US*



REFLECTION NOMA TABLE LAMP
DWS-NOMA-TBL-01-EU / DWS-NOMA-TBL-01-US



REFLECTION OVAL TABLE LAMP
DWS-OVAL-TBL-01-EU / DWS-OVAL-TBL-01-US

REFLECTION



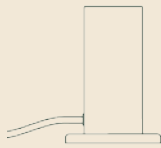
REFLECTION OBLO TABLE LAMP

DWS-OBLO-TBL-01-EU / DWS-OBLO-TBL-01-US



KNUCKLE

Table Lamp



KNUCKLE

Ø 85mm / 3 3/8"
from 635g / 1.40lb



Pendants



KNUCKLE

Ø 50mm / 2"
350g / 0.77lb



See page 95 for
Triple Oak and
Walnut Pendants

See page 102 for
Nine Oak and
Walnut Pendants

KNUCKLE



KNUCKLE TABLE LAMPS

Designed to achieve instant atmosphere through their custom dimmers, the Knuckle Table Lamps come paired with the Voronoi I and Sphere IV bulbs, or as individual portables.

Accented by brass and gun metal bases, they can suit a variety of situations and spaces.

- + Crafted by hand from pure hardwoods
- + Plug-in nature and a dimming range of <5-100%
- + Available in Oak, Walnut and Blackened Oak finishes
- + Lamps available pre-packed with Voronoi I and Sphere IV bulbs, or as individual fixtures
- + 3m/9.8ft black braided cable with in-line dimmer switch



KNUCKLE TABLE LAMP - OAK
OAK-KT-01-EU / OAK-KT-01-US

SPHERE IV	OAK-SPHR-IV-KT-01-EU / OAK-SPHR-IV-KT-01-US
VORONOI I	OAK-VORN-I-KT-01-EU / OAK-VORN-I-KT-01-US



KNUCKLE TABLE LAMP - WALNUT
WALT-KT-01-EU / WALT-KT-01-US

SPHERE IV	WALT-SPHR-IV-KT-01-EU / WALT-SPHR-IV-KT-01-US
VORONOI I	WALT-VORN-I-KT-01-EU / WALT-VORN-I-KT-01-US



KNUCKLE TABLE LAMP - BLACKENED OAK
BLOAK-KT-01-EU / BLOAK-KT-01-US

SPHERE IV	BLOAK-SPHR-IV-KT-01-EU / BLOAK-SPHR-IV-KT-01-US
VORONOI I	BLOAK-VORN-I-KT-01-EU / BLOAK-VORN-I-KT-01-US



● **KNUCKLE TABLE LAMP WITH VORONOI I**
- BLACKENED OAK
BLOAK-VORN-I-KT-01-EU /
BLOAK-VORN-I-KT-01-US



● **KNUCKLE TABLE LAMP - OAK**
OAK-KT-01-EU / OAK-KT-01-US
—
OVAL LED BULB
OVAL-6W-2700K-E27-MP /
OVAL-6W-2000-2800K-E26-MP-120V



**KNUCKLE TABLE LAMP WITH
VORONOI I - OAK**
OAK-VORN-I-KT-01-EU /
OAK-VORN-I-KT-01-US



KNUCKLE PENDANTS

The elegant hardwood Knuckle Pendants are brimming with character and durability. Designed to celebrate their constituent materials with a unique, elegant form, they complements a variety of bulb types and interiors.

Accented by brass and gun metal bases, they can suit a variety of situations and spaces.

- + E27/E26 base cap fitting
- + 3m/9.8ft cable length
- + Available in Oak and Walnut finishes
- + Brass detailing on cap and ceiling rose


- KNUCKLE PENDANT - OAK**
OAK-KP-02 / OAK-KP-02-US
- KNUCKLE PENDANT - WALNUT**
WALT-KP-02 / WALT-KP-02-US

KNUCKLE



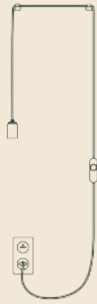
KNUCKLE PENDANT - WALNUT

WALT-KP-02 / WALT-KP-02-US




PENDANTS

Plug-In



PENDANT

Ø 40mm / 1 5/8"
690g / 1.52lb 550g / 1.21lb



Pendant



PENDANT

Ø 40mm / 1 5/8"
410g / 0.90lb 300g / 0.66lb



See page 106 for
Triple Pendants

See page 112 for
Nine Pendants



PLUG-IN PENDANTS

Designed to suit a range of spaces and needs, the Plug-In Pendant requires no hard-wiring or drastic design alterations – simply plug-in and play.

Available in Brass and Graphite finishes, the accompanying wall brackets allow users to curate and control the cable to create their desired light display.

- + E27/E26 base cap fitting
- + In-line dimmer and UK or US plug fitted to cable
- + 6m/19.7 ft cable length
- + Complete with two custom wall/ceiling nodes
- + Available in Brass and Graphite finishes

- **PLUG-IN PENDANT - BRASS**
BRAS-PAP-01-EU / BRAS-PAP-01-US
- **PLUG-IN PENDANT - GRAPHITE**
GRAP-PAP-01-EU / GRAP-PAP-01-US







PENDANTS

Our signature pendants are defined by their minimalist aesthetic and uncomplicated form, designed specifically to showcase and celebrate the light bulb.

Made from turned brass and anodised aluminium, each pendant is fitted with black braided cable and a subtle ceiling rose, detailed with brass and graphite cord grips to adjust the cable length to suit.

- + E27/E26 base cap fitting
- + CE and UL certified
- + 3m/9.8ft black braided cable
- + Available in Brass and Graphite finishes

- **BRASS PENDANT**
BRAS-PD-02 / BRAS-PD-02-US
- **GRAPHITE PENDANT**
GRAP-PD-01 / GRAP-PD-01-US



TRIPLE PENDANTS

Canopies



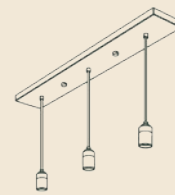
BLACK

Ø 250mm / 9 7/8"
from 1387g / 3.06lb



WHITE

Ø 250mm / 9 7/8"
from 1387g / 3.06lb



LINEAR

Ø 800mm / 31 1/2"
from 3000g / 6.61lb





TRIPLE PENDANTS

From the high-end to the mid-range, our Triple Pendants cater for specifiers and homeowners of all backgrounds, budgets and expectations.

The simple installation, adjustable cable length and multiple canopy options make this an ideal lighting solution for the modern interior.

- + Pre-assembled with Brass, Graphite, Oak and Walnut pendants
- + Complete with 3m/9.8ft black braided cable, adjustable to suit any space
- + Available in circular and linear formations
- + Fine material finish and detailing
- + Perfectly suited for kitchen islands and dining tables
- + Available as standalone fixtures or pre-paired with Voronoi II or Sphere IV LED bulbs

**+ Easy
Installation**



TRIPLE PENDANT

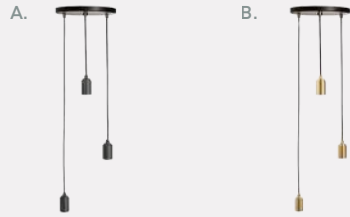
Black

White

Canopy Style



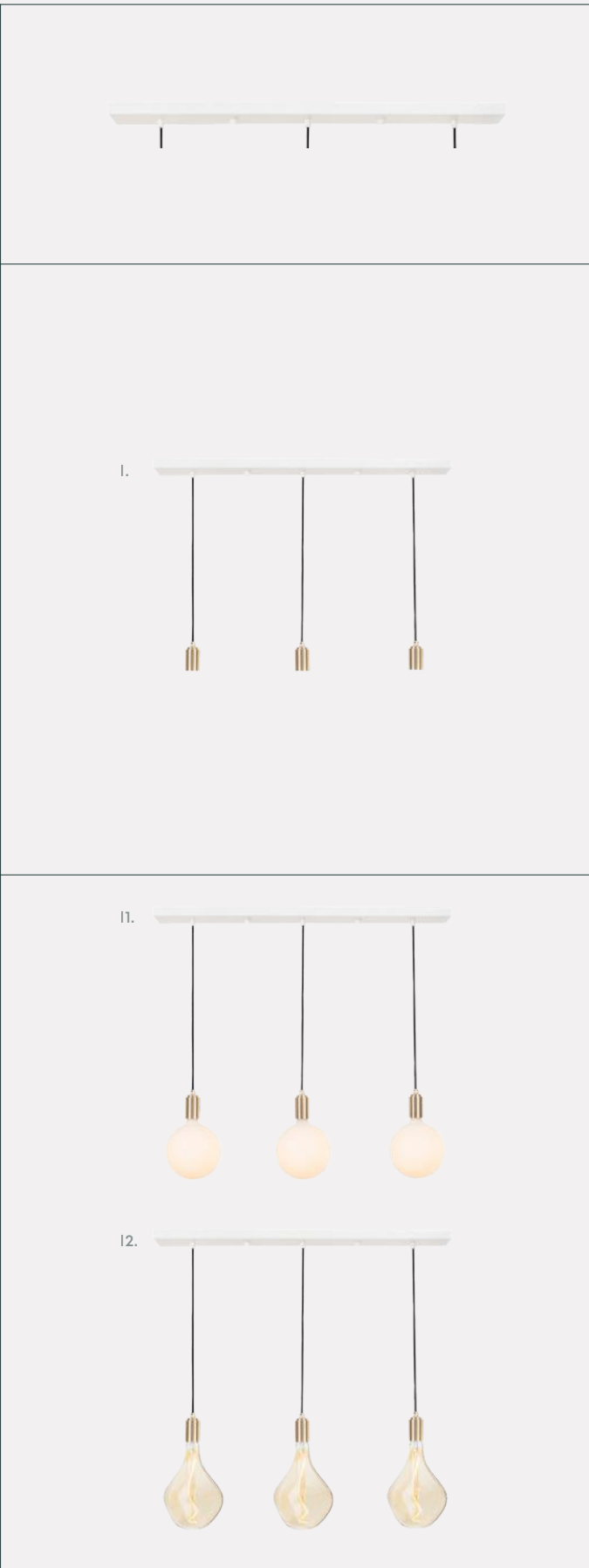
Canopy Fixture



Canopy Set



Linear



Black Canopy

- A. GRAPHITE TRIPLE PENDANT**
 - A1. SPHERE** CP-BLK-SET-TRI-GP-01-EU / CP-BLK-SET-TRI-GP-01-US
 - A2. VORONOI** CP-BLK-SET-TRI-GP-02-US / CP-BLK-SET-TRI-GP-02-US
- B. BRASS TRIPLE PENDANT**
 - B1. SPHERE** CP-BLK-SET-TRI-BP-01-EU / CP-BLK-SET-TRI-BP-01-US
 - B2. VORONOI** CP-BLK-SET-TRI-BP-02-US / CP-BLK-SET-TRI-BP-02-US
- C. OAK TRIPLE PENDANT**
 - C1. SPHERE** CP-BLK-SET-TRI-OP-01-EU / CP-BLK-SET-TRI-OP-01-US
 - C2. VORONOI** CP-BLK-SET-TRI-OP-02-US / CP-BLK-SET-TRI-OP-02-US
- D. WALNUT TRIPLE PENDANT**
 - D1. SPHERE** CP-BLK-SET-TRI-WP-01-EU / CP-BLK-SET-TRI-WP-01-US
 - D2. VORONOI** CP-BLK-SET-TRI-WP-02-US / CP-BLK-SET-TRI-WP-02-US

White Canopy

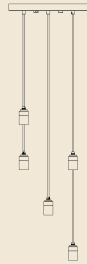
- E. GRAPHITE TRIPLE PENDANT**
 - E1. SPHERE** CP-WHT-SET-TRI-GP-01-EU / CP-WHT-SET-TRI-GP-01-US
 - E2. VORONOI** CP-WHT-SET-TRI-GP-02-US / CP-WHT-SET-TRI-GP-02-US
- F. BRASS TRIPLE PENDANT**
 - F1. SPHERE** CP-WHT-SET-TRI-BP-01-EU / CP-WHT-SET-TRI-BP-01-US
 - F2. VORONOI** CP-WHT-SET-TRI-BP-02-US / CP-WHT-SET-TRI-BP-02-US
- G. OAK TRIPLE PENDANT**
 - G1. SPHERE** CP-WHT-SET-TRI-OP-01-EU / CP-WHT-SET-TRI-OP-01-US
 - G2. VORONOI** CP-WHT-SET-TRI-OP-02-US / CP-WHT-SET-TRI-OP-02-US
- H. WALNUT TRIPLE PENDANT**
 - H1. SPHERE** CP-WHT-SET-TRI-WP-01-EU / CP-WHT-SET-TRI-WP-01-US
 - H2. VORONOI** CP-WHT-SET-TRI-WP-02-US / CP-WHT-SET-TRI-WP-02-US

Linear Canopy

- I. WHITE**
 - I1. SPHERE** LP-WHT-SET-BP-01-EU / LP-WHT-SET-BP-01-US
 - I2. VORONOI** LP-WHT-SET-BP-02-EU / LP-WHT-SET-BP-02-US

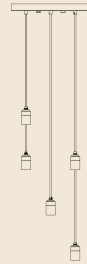


FIVE PENDANTS



GRAPHITE

Ø 350mm / 13 5/8"
from 3750g / 8.27lb



BRASS

Ø 350mm / 13 5/8"
from 3750g / 8.27lb





FIVE PENDANTS

The Five Pendant is a decorative lighting system designed to transform spaces.

The irregular arrangement allows for a multitude of display options, while the flush mounted steel canopy boasts a clean profile and easy installation features.

- + Pre-assembled with Brass and Graphite pendants
- + Complete with 5m/16.4ft black braided cable, adjustable to suit any space
- + Large Canopy plate is available in White and Black Ash finishes
- + Available as standalone fixtures or pre-paired with Voronoi II, Oval II or Sphere V LED bulbs

**+ Online
Exclusive**



FIVE PENDANTS

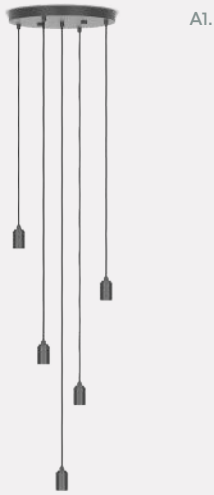
Black

White

Canopy Style



Canopy Fixture



Canopy Set



FIVE PENDANTS



A. GRAPHITE FIVE PENDANT

- A1. CP-BLK-FIV-GP-01-EU / CP-BLK-FIV-GP-01-US
- A1.1 VORONOI II CP-WHT-SET-FIV-BP-04-EU / CP-WHT-SET-FIV-BP-04-US
- A1.2 OVAL II OVAL-II-8W-2000-2800K-E27-MP / OVAL-II-8W-2000-2800K-E26-MP-120V
- A1.3 SPHERE V SPHR-G200-8W-2000/2800K-E27-MP / SPHR-G200-8W-2000/2800K-E26-MP-120V
- A1.4 VORONOI III VORN-III-5W-2200K-E27-T-02 / VORN-III-5W-2200K-E26-T-120V-02

B. BRASS FIVE PENDANT

- B1. CP-WHT-FIV-BP-01-EU / CP-WHT-FIV-BP-01-US
- B1.1 VORONOI II CP-WHT-SET-FIV-BP-04-EU / CP-WHT-SET-FIV-BP-04-US
- B1.2 OVAL II OVAL-II-8W-2000-2800K-E27-MP / OVAL-II-8W-2000-2800K-E26-MP-120V
- B1.3 SPHERE V SPHR-G200-8W-2000/2800K-E27-MP / SPHR-G200-8W-2000/2800K-E26-MP-120V
- B1.4 VORONOI III VORN-III-5W-2200K-E27-T-02 / VORN-III-5W-2200K-E26-T-120V-02

*For pricing and bundle options, please refer to your Sales Rep or view online.



NINE PENDANTS



GRAPHITE

Ø 508mm / 20"
from 1387g / 3.06lb



BRASS

Ø 508mm / 20"
from 1387g / 3.06lb



OAK

Ø 508mm / 20"
from 1387g / 3.06lb



WALNUT

Ø 508mm / 20"
from 1387g / 3.06lb





NINE PENDANTS

This dramatic and decorative light fixture combines nine signature Tala pendants and bulbs, all housed in a large ceiling canopy.

Designed to create maximum impact with minimum fuss, the Nine Pendant is ideally suited to illuminate stairwells, hallways and entrance spaces.

- + Pre-assembled with Brass, Graphite, Oak and Walnut pendants
- + Complete with 5m/16.4ft black braided cable, adjustable to suit any space
- + Large Canopy plate is available in Oak, Walnut, Brass and Black Ash finishes
- + Available as standalone fixtures or pre-paired with Voronoi II or Sphere IV LED bulbs

**+ Easy
Installation**



White Canopy

*Reverse Oak and Walnut plates for an alternative White painted finish (pictured)

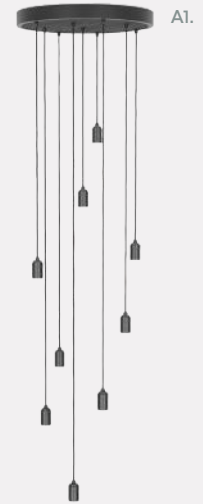


Black

Canopy Style



Canopy Fixture



Canopy Set



A. GRAPHITE NINE PENDANT

- **A1.** CP-BLK-LRG-GP-01-EU / CP-BLK-LRG-GP-01-US
- **A1.1 SPHERE** CP-BLK-SET-NON-GP-01-EU / CP-BLK-SET-NON-GP-01-US
- **A1.2 VORONOI** CP-BLK-SET-NON-GP-02-EU / CP-BLK-SET-NON-GP-02-US



B. BRASS NINE PENDANT

- **B1.** CP-WHT-LRG-BP-01-EU / CP-WHT-LRG-BP-01-US
- **B1.1 SPHERE** CP-WHT-SET-NON-BP-01-EU / CP-WHT-SET-NON-BP-01-US
- **B1.2 VORONOI** CP-WHT-SET-NON-BP-02-EU / CP-WHT-SET-NON-BP-02-US



C. OAK NINE PENDANT

- **C1.** CP-WHT-LRG-OP-01-EU / CP-WHT-LRG-OP-01-US
- **C1.1 SPHERE** CP-WHT-SET-NON-OP-01-EU / CP-WHT-SET-NON-OP-01-US
- **C1.2 VORONOI** CP-WHT-SET-NON-OP-02-EU / CP-WHT-SET-NON-OP-02-US



D. WALNUT NINE PENDANT


- **D1.** CP-WHT-LRG-WP-01-EU / CP-WHT-LRG-WP-01-US
- **D1.1 SPHERE** CP-WHT-SET-NON-WP-01-EU / CP-WHT-SET-NON-WP-01-US
- **D1.2 VORONOI** CP-WHT-SET-NON-WP-02-EU / CP-WHT-SET-NON-WP-02-US

NINE PENDANTS

Brass

Oak*

Walnut*





**The light bulb is
the protagonist.**



THE LIGHT BULB

Light is a kind of energy. As part of the electromagnetic spectrum, it is a primary tool for perceiving the world and communicating within it.

We see every product and every story through the prism of the light bulb. It is the first consideration and the last.

Save money and time

Use less energy and spend less time replacing bulbs

Experience smooth dimming to <5%

We are pursuing perfection in Dim to Warm technology

Unique shapes and stories

Our most popular bulbs are hand-assembled and use mouth-blown glass

Prevent carbon emissions

Each Tala bulb can prevent the emission of 0.3 metric tonnes of carbon

Achieve true colour representation

We consistently achieve CRI 95

LIGHT BULBS

Voronoi



I

Ø 126 mm / 5"
160g / 0.35lb



II

Ø 171 mm / 6 7/8"
250g / 0.55lb



III

Ø 195 mm / 7 7/8"
355g / 0.78lb

Sphere



I

Ø 50mm / 2"
from 18g / 0.04lb



II

Ø 75mm / 3"
59g / 0.13lb



III

Ø 100mm / 3 7/8"
122g / 0.27lb



IV

Ø 150mm / 5 7/8"
196g / 0.43lb



V

Ø 200mm / 7 7/8"
250g / 0.55lb

Porcelain



I

Ø 45mm / 1 7/8"
15g / 0.03lb



II

Ø 80mm / 3 1/8"
45g / 0.1lb



III

Ø 125mm / 4 7/8"
89g / 0.2lb

LIGHT BULBS

Named Porcelain



ENNO

Ø 133 mm / 5 3/8"
155g / 0.34lb



NOMA

Ø 142 mm / 5 5/8"
170g / 0.37lb



OBLO

Ø 125 mm / 4 7/8"
170g / 0.37lb



OVAL

Ø 160 mm / 6 3/8"
165g / 0.36lb

Other Bulbs



GAIA

Ø 125mm / 4 7/8"
90g / 0.2lb



ELVA

Ø 96mm / 3 5/8"
70g / 0.15lb



PLUTO

Ø 45mm / 1 7/8"
16g / 0.04lb



**PORCELAIN III
MIRRORED**

Ø 80mm / 3 1/8"
120g / 0.26lb



CANDLE

Ø 35mm / 1 3/8"
15g / 0.03lb



**CANDLE -
MATTE WHITE**

Ø 35mm / 1 3/8"
15g / 0.03lb



GLOBE

Ø 60mm / 2 3/8"
31g / 0.07lb



GLOBE - MATTE WHITE

Ø 60mm / 2 3/8"
31g / 0.07lb



PYGMY

Ø 28mm / 1 1/8"
12g / 0.03lb



SQUIRREL CAGE

Ø 62mm / 2 3/8"
52g / 0.11lb



LURA

Ø 38mm / 1 1/2"
30g / 0.07lb



TOTEM

Ø 26mm / 1"
14g / 0.03lb



VORONOI

Designed to push the design of the light bulb to its limits, the Voronoi range is Tala's most recognisable and celebrated light source family.

Taking inspiration from the intricate mathematical patterns found in nature - the forest canopy, a giraffe's coat, the veins of a leaf - the three Voronoi bulbs are an iconic feature of our lighting collection.

- + Made from mouth-blown borosilicate glass
- + Hand-assembled LED filaments
- + No two bulbs the same
- + Original patented design

- VORONOI I**
 VORN-I-2W-2200K-E27-T / VORN-I-2W-2200K-E26-T-120V
- VORONOI II**
 VORN-II-3W-2200K-E27-T / VORN-II-3W-2200K-E26-T-120V
- VORONOI III**
 VORN-III-5W-2200K-E27-T-02 / VORN-III-5W-2200K-E26-T-120V-02







SPHERE

Available in five distinct sizes the Sphere family of bulbs will provide a perfect lighting solution for almost any fixture.

Ranging between 4.6 and 8 Watts, and achieving 250-720 lumens, the Sphere bulbs combine a strong and smooth light output with limited energy use.



SPHERE I

*SPHR-G50-4W-2000/2800K-E14-MP / SPHR-G50-4W-2000/2800K-E12-MP-120V
SPHR-G50-4W-2000/2800K-E27-MP / SPHR-G50-4W-2000/2800K-E26-MP-120V*



SPHERE II

SPHR-G75-6W-2000/2800K-E27-MP / SPHR-G75-6W-2000/2800K-E26-MP-120V



SPHERE III

SPHR-G150-8W-2000/2800K-E27-MP / SPHR-G150-8W-2000/2800K-E26-MP-120V



SPHERE IV

SPHR-G150-8W-2000/2800K-E27-MP / SPHR-G150-8W-2000/2800K-E26-MP-120V



SPHERE V

SPHR-G200-8W-2000/2800K-E27-MP / SPHR-G200-8W-2000/2800K-E26-MP-120V



PORCELAIN

The Porcelain range is centred around four distinct shapes based on primary geometries.

Individually mouth-blown from borosilicate glass, each matte white bulb creates a striking silhouette when turned off, and a soft and serene light when turned on.

- + Mouth-blown borosilicate glass
- + Distinctive shapes
- + Matte white finish
- + High lumen output

- **PORCELAIN I**
PORC-I-3W-2700K-E14-MP / PORC-I-3W-2700K-E12-MP-120V
- **PORCELAIN II**
PORC-II-6W-2700K-E27-MP / PORC-II-6W-2700K-E26-MP-120V
- **PORCELAIN III**
PORC-III-6W-2700K-E27-MP / PORC-III-6W-2700K-E26-MP-120V

- **ENNO**
ENNO-6W-2700K-E27-MP / ENNO-6W-2700K-E26-MP-120V
- **NOMA**
NOMA-6W-2700K-E27-MP / NOMA-6W-2700K-E26-MP-120V
- **OBLO**
OBLO-6W-2700K-E27-MP / OBLO-6W-2700K-E26-MP-120V
- **OVAL**
OVAL-6W-2700K-E27-MP / OVAL-6W-2700K-E26-MP-120V

PORCELAIN



LIGHT BULBS



GAIA 6 WATT
GAIA 6 WATT GAIA-6W-2200K-E27-T / GAIA-6W-2200K-E26-T-120V

LIGHT BULBS



A. GAIA 6 WATT GAIA-6W-2200K-E27-T / GAIA-6W-2200K-E26-T-120V B. ELVA 6 WATT ELVA-6W-2200K-E27-NT / ELVA-6W-2200K-E26-NT-120V C. PLUTO 3 WATT GLOB-6W-2500K-E27-NT / ELVA-6W-2200K-E26-NT-120V
 D. PORCELAIN III MIRRORED PORC-7W-2700K-E27-MM E. CANDLE 4 WATT - MATTE WHITE CAND-4W-2700K-E14-MP F. CANDLE 4 WATT CAND-4W-2500K-E14-NT/ CAND-4W-2500K-E12-NT-120V G. GLOBE 6 WATT GLOB-6W-2500K-E27-NT / GLOB-6W-2500K-E26-NT-120V H. GLOBE 6 WATT - MATTE WHITE GLOB-6W-2700K-E27-MP
 I. PYGMY 2 WATT PYGM-2W-2200K-E14-T J. SQUIRREL CAGE 3 WATT SQCG-3W-2200K-E27-T / SQCG-3W-2200K-E26-T-120V K. LURRA 3 WATT LURA-3W-2200K-E27-T / LURA-3W-2200K-E26-T-120V L. TOTEM I 3 WATT TOTM-I-3W-2200K-E14-T / TOTM-I-3W-2200K-E12-T-120V



TECHNICAL



LIGHT ENGINE I

Ø 30mm / 1 1/8"
62g / 0.14lb



LIGHT ENGINE II

Ø 44mm / 1 3/8"
181g / 0.40lb



LIGHT ENGINE III

Ø 44mm / 1 3/8"
259.00g / 0.57lb



GU10

Ø 18mm / 3/8"
18g / 0.04lb



G9

Ø 50mm / 2"
63g / 0.14lb



+ Engineered for perfection

TECHNICAL LIGHT SOURCES

Drawing on the engineering excellence that defines Tala's core offering, the Light Engine range, as well as the GU10 and G9 light sources, represent the pinnacle of technical LED light sources.

- + Light Engines offer high power Dim to Warm light at CRI 95
- + G9 and GU10 provide gallery grade lighting at CRI 97, R9 90-97
- + GU10 offers Dim to Warm light at 2200-2800K
- + All dimmable and exhibit <5% flicker
- + Suitable for enclosed fixtures

● **LIGHT ENGINE I**
T30-11W-2200/2700K-E14-SMD

● **LIGHT ENGINE II**
T45-22W-2200/2700K-E27-SMD

● **LIGHT ENGINE III**
T45-32W-2200/2700K-E27-SMD

● **G9**
G9-4W-2700K-RA97-230V / G9-4W-2700K-RA97-120V

● **GU10**
GU10-7W-2000-2800K-38DEG-RA97





INSPIRATION

With over three million customers worldwide, there are a myriad of ways our lights have been displayed: from dramatic hallways and dining rooms to designer stores, bedrooms, breweries and barn conversions.

▼ CUSTOM LIGHT DISPLAY AT SCOTCH MALT WHISKY SOCIETY, EDINBURGH
VORN-II-3W-2200K-E27-T / VORN-II-3W-2200K-E26-T-120V



PHOTO CREDIT MIKE WILKINSON



INSPIRATION



▲ THE BANK PROJECT BY FRAMPTON & BALDING IN CORNWALL, UK
CP-WHT-SET-NON-WP-02-EU /
CP-WHT-SET-NON-WP-02-US



ZAH1 AL HAMRA MALL IN AL JAZIRAH AL HAMRA, BY BABNIMNIM DESIGN STUDIO IN KUWAIT

▼ OBLO-6W-2700K-E27-MP / OBLO-6W-2000-2800K-E26-MP-120V



▼ **DEUS LODGE IN BOSCOMBE, UK.**
LOOP-SPHR-IV-DG-PD-01-EU /
LOOP-SPHR-IV-DG-PD-01-US



▼ **QUEERCIRCLE HEADQUARTERS IN LONDON, UK.**
DWS-NOMA-TBL-01-EU / DWS-ENNO-TBL-01-US
DWS-ENNO-TBL-01-EU / DWS-NOMA-TBL-01-US





▲ **WIPER AND TRUE BREWERY AND TAPROOM IN BRISTOL, UK**
 VORN-I-2W-2200K-E27-T / VORN-I-2W-2200K-E26-T-120V
 VORN-II-3W-2200K-E27-T / VORN-II-3W-2200K-E26-T-120V
 VORN-III-5W-2200K-E27-T-02 / VORN-III-5W-2200K-E26-T-120V-02
 GAIA-6W-2200K-E27-T / GAIA-6W-2200K-E26-T-120V

▶ **THE HIDE BRIDAL CABIN AT CHALK IN WILTSHIRE, UK.**

CP-WHT-SET-TRI-BP-02-EU / CP-WHT-SET-TRI-BP-02-US



PHOTO CREDIT STUART DUDLESTON



PHOTO CREDIT CHRIS SNOOK

▲ RIDGEWAY HOUSE RENOVATION BY AMY REBECCA INTERIORS AND SCOTT & SAMPSON ARCHITECTS.

CP-BLK-SET-NON-GP-02-EU / CP-BLK-SET-NON-GP-02-US

DOWNTOWN PENTHOUSE PROJECT
BY THESIS STUDIO ARCHITECTURE. ►
PHOTO BY CHRISTOPHER DIBBLE.

BSALT-I-SET-SGL-PD-02-EU /
BSALT-I-SET-SGL-PD-02-US





PHOTO CREDIT MARIELL LIND HANSEN

◀ **PROPERTY RENOVATION BY EMIL EVE ARCHITECTS IN LONDON, UK.**

PORC-III-6W-2700K-E27-MP /
PORC-III-6W-2700K-E26-MP-120V
GRAP-PD-01 / GRAP-PD-01-US

PROPERTY RENOVATION IN DENVER, COLORADO.

▼ VORN-III-5W-2200K-E27-T-02 / VORN-III-5W-2200K-E26-T-120V-02
WALT-KP-02 / WALT-KP-02-US





RESOURCES

Please scan the code below to access/download price lists and product documents.





Tala Studios
25B Vyner Street
London E2 9DG
United Kingdom

Tala Europe B.V.
Bertus Aafjeshove 40
Nieuwegein 3437 JN
Netherlands

Tala North America, Inc.
909 Rose Avenue, Suite 660
North Bethesda, MD 20852

Company Number: 08362941
VAT Registration Number: GB182754681
Tax ID: 82-3934031

+44 7700 170343
hello@tala.co.uk
tala.co.uk

Instagram: @tala
Facebook: talaHQ
Pinterest: TalaLED



WE ARE A MEMBER OF THE UK LIGHTING
INDUSTRY ASSOCIATION



tala®

us.tala.co.uk

