

OFFICE ESSENTIALS

ELEVATE YOUR WORK EXPERIENCE

PRODUCT
CATALOGUE
JUNE 2026



vaseat[®]

 SWAN CARPET

MEET&CO



PLATINUM MEMBER OF



OFFICE CHAIRS

Certified Quality & Fire Safety Assurance

EN-1335



Sedex

BS5852

CARPET FLOORING

Received eco-label certifications





Office Essentials is a trusted local provider of modern office furniture solutions for more than 15 years. Offering a broad selection of products—ergonomically designed for human wellness—made with high-quality materials. Focusing on the balance of design, functionality and efficiency to elevate experience in today's dynamic work environment.

Our diverse product line includes every essential furniture you would need in an office that enhances

comfort + productivity while giving space for individual focused task and team collaboration.

In Office Essentials, we believe that furniture plays a vital role to inspire performance and positive workplace. Our team is dedicated to deliver the right solutions for your needs and vision, made easy through our manufacturing plant in Cavite and partnership with the well-established brands in Asia.

OUR COMMITMENT



Ergonomic
Design Products



High-Quality




Cost-Efficient



Consistent &
Reliable

Our Products



7
Modular Partitions System

- 7 Modular Partitions
- 10 Screen Panels & Dividers

12
Tables & Worktops

- 14 Height Adjustable Table
- 15 Pantry Tables
- 16 Executive Tables
- 17 Conference Tables
- 18 Training Tables

20
Privacy Series

- 20 Privacy Pods
- 26 Privacy Booths

32
Office Chairs & Seating System

- 33 Ergonomic Chairs
- 41 Leather Chairs
- 52 High Chairs
- 53 Visitor's Chairs
- 54 Training + Pantry Chairs
- 57 Active Chairs
- 58 Accent Chairs
- 67 Ottoman
- 70 Modern Sofa + Lounge
- 76 Modular Sofa

Services


Committed to provide high-quality products and exceptional service.



Consultation on Applicable Furniture Layout & Designs



Manufacturing of Office Furniture



80

Carpet & LVT Flooring

- 81 Tile Carpet
- 87 Plank Carpet
- 88 Roll Carpet
- 96 Luxury Vinyl Tile



97

Reception Counters


- 97 Reception Counters



100

Storage & Joineries

- 102 Metal Cabinets
- 103 Pantry Cabinet
- 104 Mobile Pedestals
- 105 Lockers



106

Window Shades & Blinds

- 106 Window Shades & Blinds



Customized Workstations and Partitions



Reupholstering & Resizing of Modular Panels



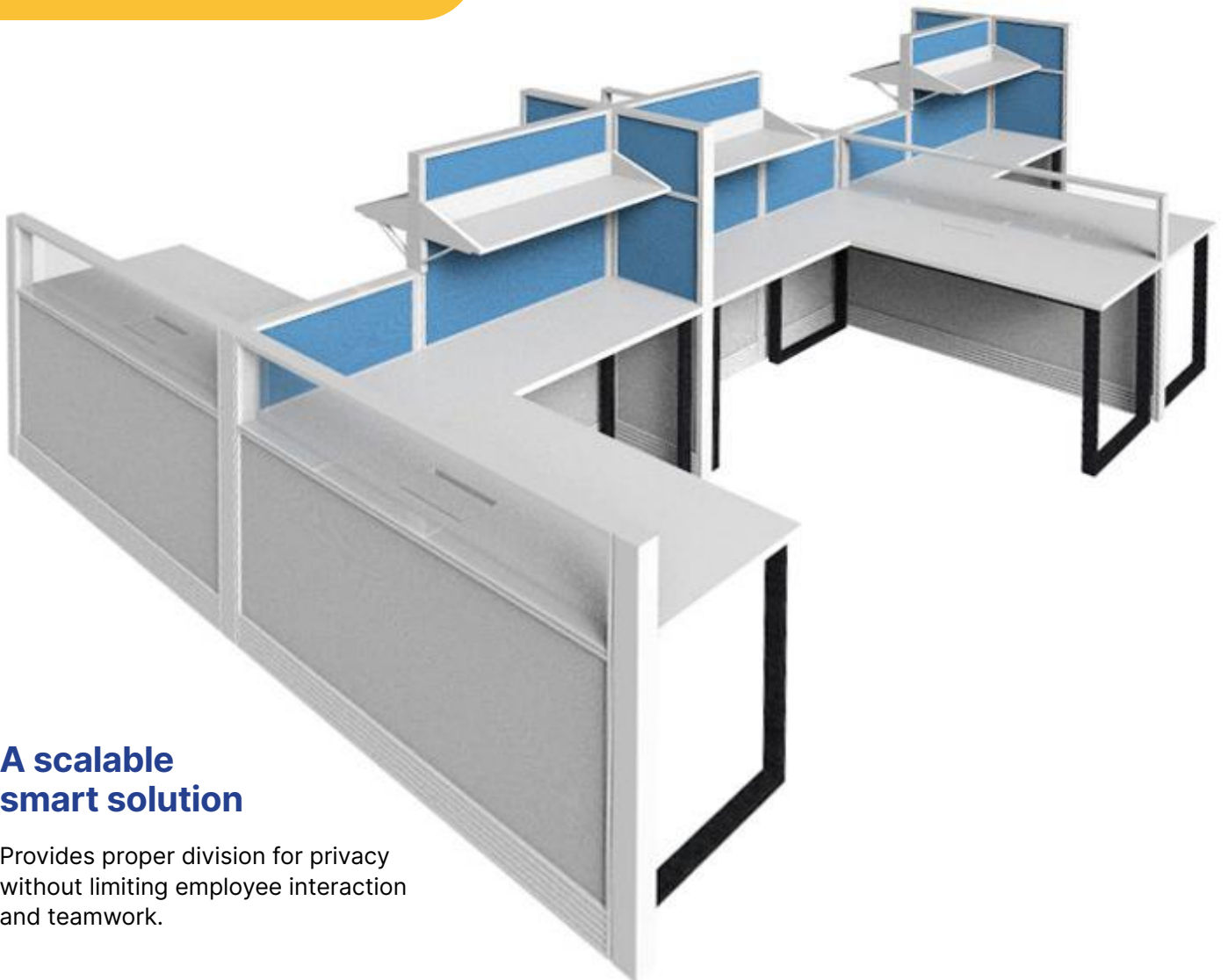

Installation and After-Sales Services

ELEVATE YOUR WORK EXPERIENCE




Modular Partition System

Designed for flexibility, modular office partitions are customizable to define zones and adapt on different work areas whether it's for collaborative hubs or to enhance personal spaces for individual tasks.



A scalable smart solution

Provides proper division for privacy without limiting employee interaction and teamwork.




Partition Finishes

Partitions can be made from laminated wood, fabric, metal, glass or a combination of these materials from 2 to 3 tones.

Sample combinations:

- | | |
|----------------|-----------------------|
| Glass-Laminate | Fabric-Metal |
| Glass-Fabric | Fabric-Laminate |
| Glass-Metal | Fabric-Glass-Laminate |
| Laminate-Metal | |



**Sample partition finishes*



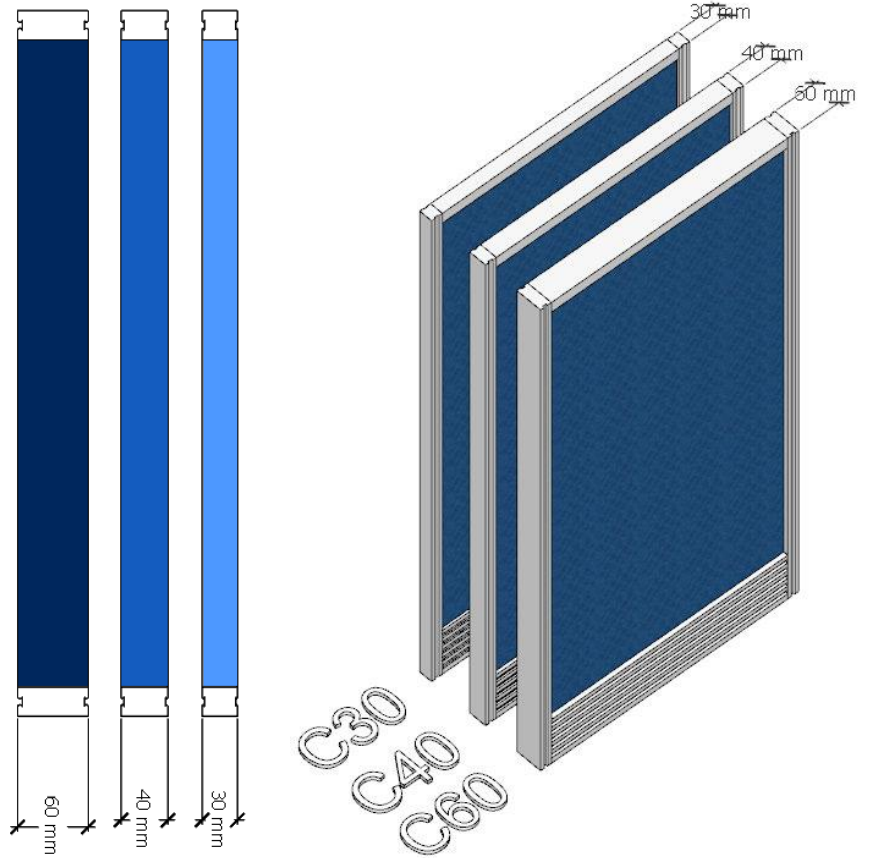
**Office partitions project in NHMFC, Makati City*



Thickness of partitions can vary from 30, 40 and 60mm with a height that can be customized from 1200mm up to 2400mm.

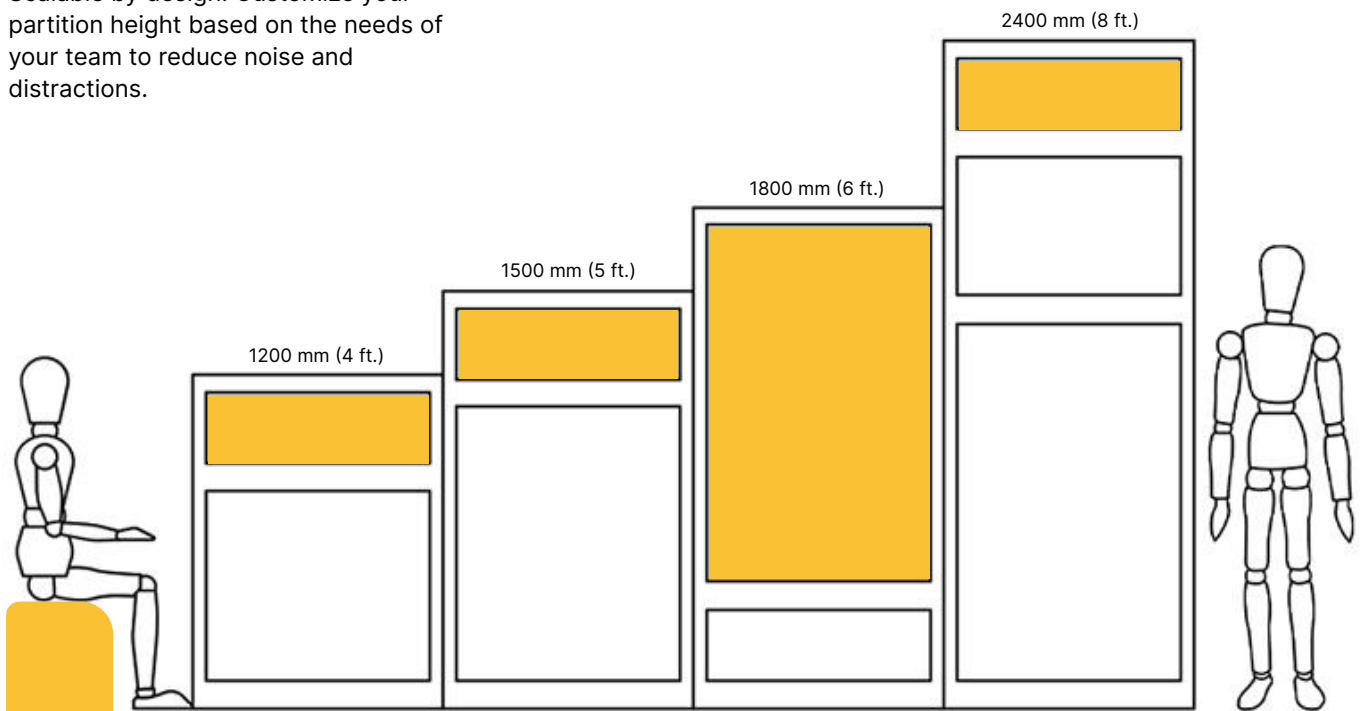
*CS30 + CS60 can be joint together.


**Sample comparison of partition thickness*



Partition Height

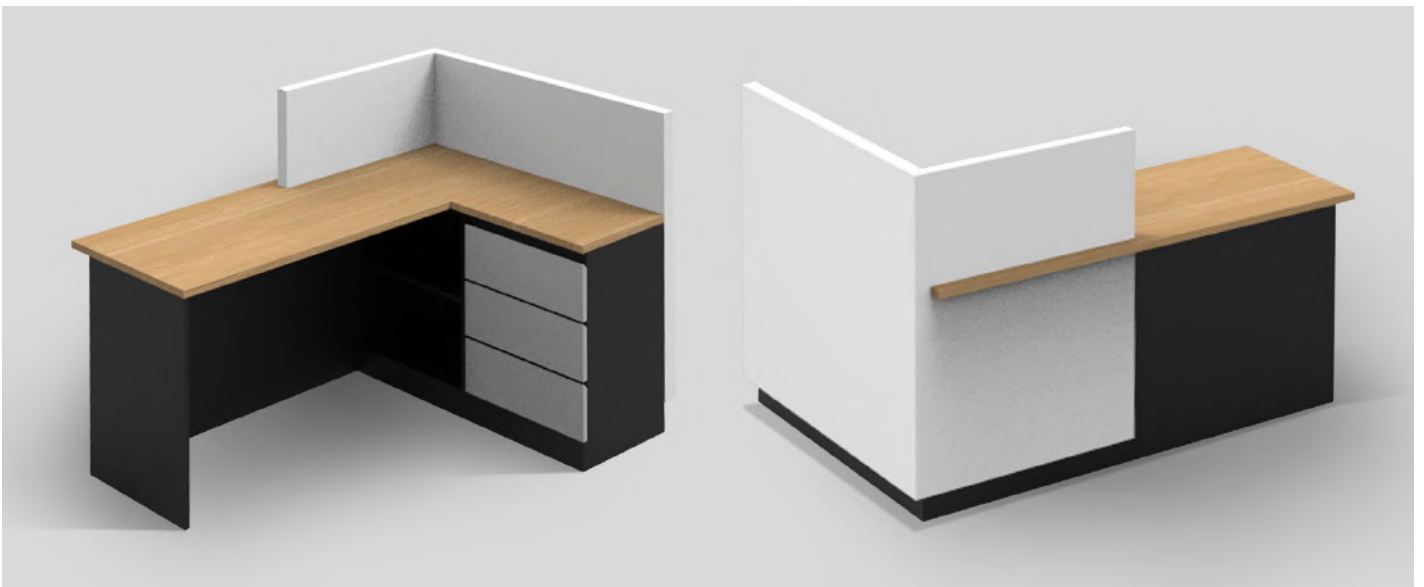

Scalable by design. Customize your partition height based on the needs of your team to reduce noise and distractions.





Screen Panels & Dividers

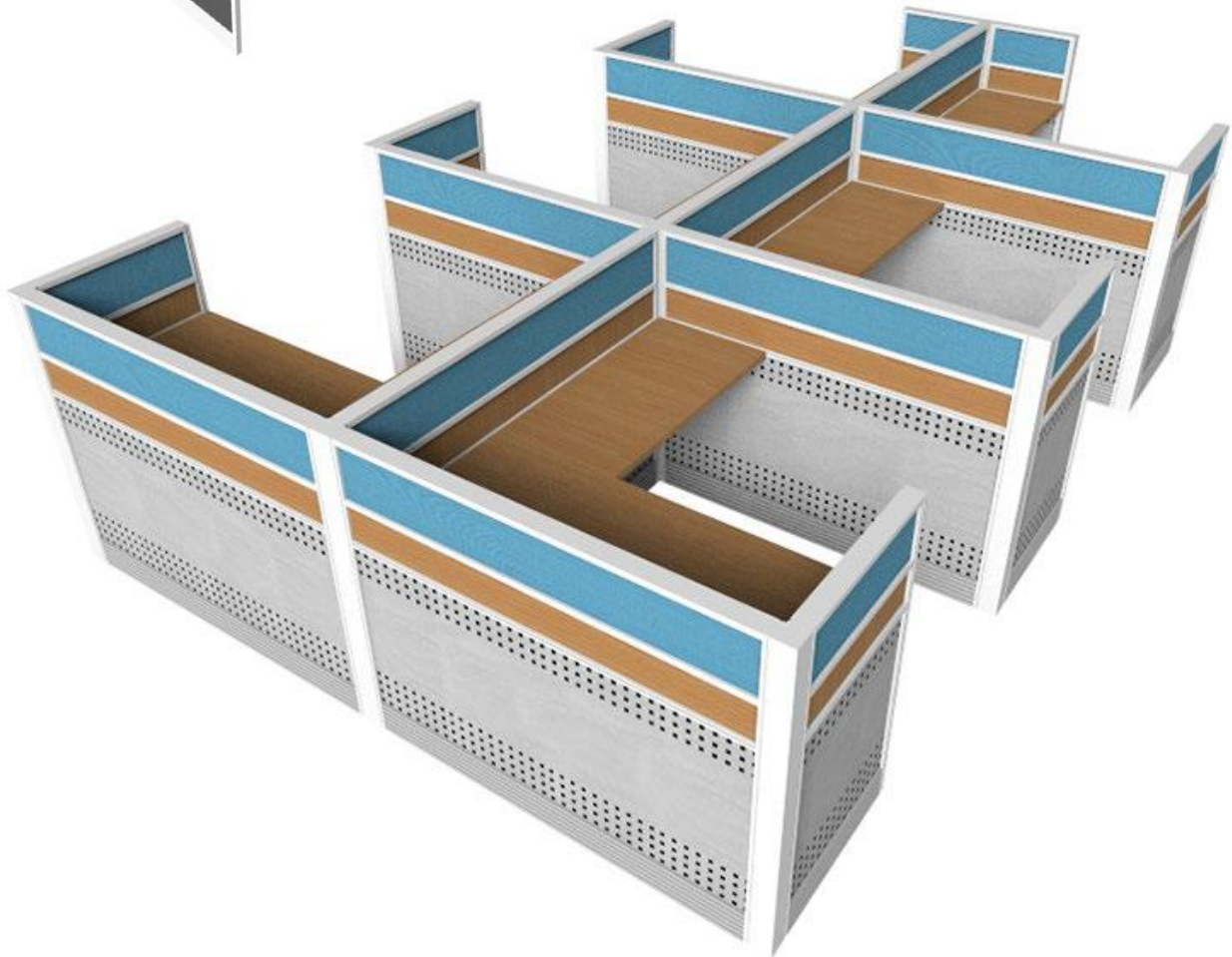
Subtle boundaries made with sound absorbing materials. This greatly improves organization and workflow in shared tables, promoting conducive environment.





Make your vision happen

Customization made easy, flexibility in delivery and installation from our manufacturing facility in Bacoor, Cavite with thorough site evaluation, measurement and client consultation.



Tables & Worktops

From free standing tables to executive desks and conference tables, Office Essentials has a wide variety of designs that are built to suit your space.



Shape up your desk

If you need a little shape up on you office desk, we are committed to provide designs in every possible way. Combining different materials, shapes and including storage spaces.

What shapes are available?








- Rectangular
- Square
- Round
- Boat-shape
- P-shape



WORKSURFACE



BOARD Swatches



Height Adjustable Table



Height adjustable table—an innovative ergonomic furniture with silent mechanism—prioritizes the health and well-being, encouraging users to switch between sitting and standing working positions.

It promotes better postures, improving blood circulation and reduces sedentary time which increases motivation that affects one's concentration.

Product Specification

Flip Two Single Motor

Length 960 - 1350mm
 Depth 475mm
 Height 720 - 1200mm

Materials Steel frame materials
 Cold rolled steel
 Silent sound mechanism

Formal 3-Section Double Motor

Length 1015 - 1700mm
 Depth 575mm
 Height 600 - 1250mm

Materials Steel frame materials
 Cold rolled steel
 Silent sound mechanism

Base Colors




PANTRY TABLES



EXECUTIVE TABLES



CONFERENCE TABLES



TRAINING TABLES





EXECUTIVE SET


Executive set is a ready made furniture for your office. The set includes an executive table with a cabinet that matches the design.



Privacy Pods


Work better in private pods with flexible functions, mobility and excellent sound reduction that can hold around 30dB. Suitable for almost any profession and location.

Basic Features




Honeycomb Aluminum Panels

Built with lightweight panels made with durable honeycomb core resisting chemical exposure and reducing noise transmission.




Sound Insulated Glass

Options for pod's glass: (a) *Tempered glass* reduces noise in the pod and (b) *Laminated glass* for additional sound reduction.




Ventilation System

Equipped with an ultra-silent ventilation system that draws air from the room into the pod.



Carpet

Pod's carpet contributes to sound insulation. It is nylon anti-static and gives more convenience for its good stain resistance.



Illumination System

Power: 19~50W
Illumination: 3000~5000LM
Natural light color temperature: 4000K~65000K



Standard Electronic

12V USB Power Supply
Power rated for 100~200V/50Hz





Custom Features



Smart Glass System

Avoid getting distracted by onlookers through the smart glass system that turns from clear to translucent, which also helps in minimizing light transmission.



Trolley System

Time won't be wasted in reassembling the pods. Quickly move the pod or change its positions through adding durable trolley beneath.



Code Lock



Fingerprint



Face ID

Digital Door Lock

These locks offers a more secure access in your pods while giving you an opportunity to also monitor or record its active users.



Frame & Exterior Colors

Customize colors that perfectly fits in the overall design of your office. Get creative, mix and match colors and patterns.

Custom Features



AC System

Add a mini AC system, placed on top of the pod, for outside use or in places without air condition.



Disabled Accessibility

Convenience for people with disabilities accessing the pod through an embedded foldable ramp which can be operated manual or auto.



Double Glazed System

For better sound insulation, use double layers of tempered glass with vacuum layer in between.

- Tempered Glass: 5mm x 2
- Vacuum Layer: 12mm



Display Wall

Add a supporting pillar for your display devices and multi-functional sockets with ports for LAN, HDMI, and more.



Upholster Acoustic Panel

An effective choice for increasing the NRC rating and optimizing the reverberation time inside the pod.



Motion Sensor Light

The sensor has passive and active detection. It detects the user inside the pod to control the lights.

Fire Fighting Equipments

Pods are made with safety equipments just like the traditional rooms. It includes smoke detector, fire alarm, sprinkler and hammer, etc.



Pod Doors

Pod doors are also customizable:

- Swing or slide door
- Aluminum frame for safety
- Door closer for gentle closing and can be fixed at 90° position.
- Door lock and handles



Add Furniture Right Away!

Pre-order custom furniture for a ready to use privacy pods upon installation.



Wall & Ceiling



Silver Grey

Light Grey

Dark Grey

Sesami Black

Black







A sound damping matt that helps in noise reduction. Made of eco-friendly material with recycled acoustic felt, 100% polyester fiber acoustic panel, harmless to users.

Note: Furniture shown above (e.g. tables, chairs and carpet) are exclusively for Privacy Pods. Cannot be purchased separately.

Privacy Series



Privacy Pod Specification

Model & Dimensions	Oval Series	Edge Series	Classic Series		
Code	S-Pod-O	S-Pod-E	S-Pod-C		
Outer: D×W×H mm (Inner: D×W×H mm)	1010×988×2288 (900×856×2156)	1010×972×2272 (900×840×2140)	1010×988×2288 (900×856×2156)		
Depth×Width×Height	M-Pod-O	M-Pod-E	M-Pod-C		
S Pod for:	1250×1488×2288 (1140×1356×2156)	1250×1472×2272 (1140×1340×2140)	1250×1488×2288 (1140×1356×2156)		
 M/ML Pod for:	ML-Pod-O	ML-Pod-E	ML-Pod-C		
 L Pod for:	1200×2188×2288 (1090×2056×2156)	1910×1472×2272 (1800×1340×2140)	1910×1488×2288 (1800×1356×2156)		
 XL Pod for:	L-Pod-O	L-Pod-E	L-Pod-C		
 XL Pod for:	1610×2188×2288 (1500×2056×2156)	1610×2172×2272 (1500×2040×2140)	1610×2188×2288 (1500×2056×2156)		
	XL-Pod-O	XL-Pod-E	XL-Pod-C		
	2210×2188×2288 (2100×2056×2156)	2210×2172×2272 (2100×2040×2140)	2210×2188×2288 (2100×2056×2156)		
Frame Structure	Aluminum Alloy (Reinforced)		Aluminum Alloy (Basic)		
Panel Structure	38mm double-layer aluminum honeycomb sandwith modular		Carbon fiber panel		
Glass	10mm tempered glass	10mm laminated glass	Double glazed (5+12A+5)		
Application	Indoor / Outdoor		Indoor		
Power Supply	100-240V/50-60HZ power supply system (Standard configuration)				
Lighting	S 7W	M 14W	ML 14W	L 14W	XL 14W
Ventilation	Fan Air Volume (Adjustable) 188CFM (Max) Fan Rotation Speed (Adjustable) 1500RPM (Max, ±10%)		Fan Air Volume 121CFM Fan Rotation Speed 750RPM (±10%)		
Acoustic Performance	Tempered Glass NR=24dB, NIC=32		Laminated Glass NR=27dB, NIC=34	Double Glazed NR=32dB, NIC=38	
NRC Rating	S RT=0.09	M RT=0.11	ML RT=0.14	L RT=0.19	XL RT=0.31
Fire Rating	Class A		Class B1		
Environmental Friendly	Formaldehyde-free				
Customization	Dimension / Color		Dimension / Color		
Dimensions	Yes		Yes		No larger than XL
Colors	 Standard or Pantone colors				

Go Further with Privacy Pods

Brainstorming

Phone Calls

Meeting

Music Training

Rest / Medical



Privacy Booth

The perfect spot for focus and solace. Privacy booth reduces noise transmission, suitable for deep work sessions and enjoy leisure moments through its sofa-like seats.



WRK WORKING POD

MEET&CO.

Product Code OE-WWP-A1

Seat Dimensions

Height 410mm
Width 600mm
Depth 600mm

Frame Dimensions

Height 770mm
Width 700mm
Depth 640mm

Materials

Iron frame internal structure
High density sponge
High quality cloth surface
Iron spray bracket
Blister white writing board with pen slot
Backrest with pillow

Colors



A versatile furniture that follows the trends in dynamic workspace. Turn every task feel like it's light as a feather.



COCO Series

MEET&CO.


Stool



COCO-SF-A01-1S
H400 x W700 x D700mm
Single stool



COCO-SF-A01-2S
H400 x W1400 x D700mm
Two-seater stool



COCO-SF-A01-3S
H400 x W1700 x D700mm
Three-seater stool

Booth Set



COCO-SF-C01-1S
H800 x W750 x D725mm
Single seater low side



H800 x W1450 x D725mm
Two-seater low side



COCO-SF-B01-2S
H800 x W1425 x D725mm
Two-seater low side



COCO-SF-C01-3S
H800 x W1750 x D725mm
Three-seater low side



COCO-SF-B01-3S
H800 x W1725 x D725mm
Three-seater low side



H800 x W1425 x D725mm
Single seater high side



COCO-SF-C02-2S
H1200 x W1450 x D725mm
Two-seater high side



COCO-SF-B02-2S
H1200 x W1425 x D725mm
Two-seater high side



COCO-SF-C02-3S
H1200 x W1750 x D725mm
Three-seater high side

Booth Set



COCO-SF-B02-3S

H1200 x W1725 x D725mm
Three-seater high side



COCO-SF-D02-2

H1200 x D1450 x W2350mm
Two-seater high side face to face



COCO-SF-D02-1

H1200 x D1750 x W2350mm
Three-seater high side face to face



COCO-SF-D02-3

H1200 x D1450 x W2350mm
Two-seater high side face to face



COCO-SF-D02-4


H1200 x D1750 x W2350mm
Three- & two-seater high side face to face

Product Specification

COCO Series

Iron sprayed steel leg
High density sponge
High quality wear resistant fabric
Cable grooves cloth surface
Back made of steel pipe

COCO SERIES Colors





Work environments are constantly evolving, offices become fast-paced and bustling. Privacy booths can be your modern get away spot for casual interactions or a space for quick team huddle.

These meeting booths have stylish but functional design that blends with open-plan office layout that may need a private space for a more focused works.



KATE Series

MEET&CO.

Lounge



KATE-SF-004-3S

H820 x W1800 x D600mm
Three-seater



KATE-SF-005-2S

H820 x W1780 x D700mm
Two-seater



H820 x W1860 x D700mm
Two-seater

Booth Set



KATE-SF-007-1S

H1100 x W1050 x D700mm
Single-seater



KATE-SF-008-2S

H1100 x W1860 x D700mm
Two-seater
With integrated socket



KATE-SF-009-2S

H1300 x W1860 x D700mm
Two-seater
With integrated socket



KATE-SF-010-2S

H1600 x W1860 x D700mm
Two-seater
With integrated socket



Stool/ Lounge



OE-KSF-001
H470 x W450 x D450mm
Single stool



OE-SF-002-1S
H820 x W800 x D700mm
Single seater



OE-SF-003-3S
H450 x W1800 x D600mm
Three-seater stool

Product Specification

KATE Series

High density sponge
High quality tensile
Wear resistant fabric
Iron tripod (transfer wood grain)
Solid wood inner frame
Melamine board for countertop

KATE SERIES Colors



Office Chairs

Seating System

Made with durable materials that enable to seat over long stretches of time in a comfortable seating position.



Ergonomic Chairs



vaseat®
NORD Series
 OE-EM-001
 H1060-1160 x W630 x D495mm
 Highback mesh with headrest
 Molded foam seat
 Pneumatic height adjustment
 Soft PU lumbar suport
 Height adjustable arms
 Tilting mechanism
 150kg Capacity
 Nylon base



vaseat®
NORD Series
 OE-EM-001-A
 H1060-1160 x W630 x D495mm
 Highback mesh with headrest
 Molded foam seat
 Pneumatic height adjustment
 Soft PU lumbar suport
 Height adjustable arms
 Tilting mechanism
 150kg Capacity
 Aluminum base



vaseat®
NORD Series
 OE-EM-001-MB
 H945-1045 x W630 x D495mm
 Midback mesh
 Molded foam seat
 Pneumatic height adjustment
 Soft PU lumbar suport
 Height adjustable arms
 Tilting mechanism
 150kg Capacity
 Nylon base



vaseat®
NORD Series
 OE-EM-001-A-MB
 H945-1045 x W630 x D495mm
 Midback mesh
 Molded foam seat
 Pneumatic height adjustment
 Soft PU lumbar suport
 Height adjustable arms
 Tilting mechanism
 150kg Capacity
 Aluminum base

NORD SERIES Colors 
 Base Colors   Frame Colors 



vaseat®
SHILOH Series
 OE-EM-003
 H1010-1120 x W640 x D650mm
 Highback mesh with headrest
 Pneumatic height adjustment
 Soft PU lumbar suport
 Height adjustable arms
 Tilting mechanism
 150kg Capacity
 Metal base, painted grey



vaseat®
SHILOH Series
 OE-MM-0003-GY
 H950-1060 x W620 x D500mm
 Midback mesh
 Pneumatic height adjustment
 Soft PU lumbar suport
 Fixed armrest
 Tilting mechanism
 100kg Capacity
 Metal base, painted grey



vaseat®
SHILOH Series
 OE-EM-0003B
 H950-1060 x W620 x D500mm
 Midback mesh
 Molded foam seat
 Height adjustable
 Spring loaded lumbar suport
 Adjustable arms & seat depth
 Backrest lock mechanism
 Fabric Grade 5 water & oil proof
 100kg Capacity
 Metal base, painted grey



vaseat®
SHILOH Series
 OE-MM-0003-BK
 H950-1060 x W620 x D500mm
 Midback mesh
 Molded foam seat
 Height adjustable
 Fixed armrest
 Basic mechanism
 100kg Capacity
 Metal base, painted black

SHILOH SERIES Colors        
 Frame & Base Colors  

Ergonomic Chairs



vaseat®
BUTTERFLY BLK Series
OE-K5-BLKN-A1
 H1100-1170 x W630 x D500mm
 Highback mesh with headrest
 Molded foam seat
 Pneumatic height adjustment
 Adjustable soft PU lumbar support
 Height adjustable arms
 Soft PU arms
 Tilting mechanism
 150kg Capacity
 Nylon base



vaseat®
BUTTERFLY BLK Series
OE-K5-BLKA
 H1100-1170 x W630 x D500mm
 Highback mesh with headrest
 Molded foam seat
 Pneumatic height adjustment
 Adjustable soft PU lumbar support
 Height adjustable arms
 Soft PU arms
 Tilting mechanism
 150kg Capacity
 Aluminum base



vaseat®
BUTTERFLY BLK Series
OE-K5-BLKN-MB
 H985-1055 x W630 x D500mm
 Midback mesh
 Molded foam seat
 Pneumatic height adjustment
 Adjustable soft PU lumbar support
 Height adjustable arms
 Soft PU arms
 Tilting mechanism
 150kg Capacity
 Nylon base



vaseat®
BUTTERFLY BLK Series
OE-K5-BLKA-MB
 H985-1055 x W630 x D500mm
 Midback mesh
 Molded foam seat
 Pneumatic height adjustment
 Adjustable soft PU lumbar support
 Height adjustable arms
 Soft PU arms
 Tilting mechanism
 150kg Capacity
 Aluminum base

BUTTERFLY BLKN SERIES Colors

Base Colors   Frame Colors 



vaseat®
BUTTERFLY GRY Series
OE-K5-GRYA
 H1100-1170 x W630 x D500mm
 Highback mesh with headrest
 Molded foam seat
 Pneumatic height adjustment
 Adjustable soft PU lumbar support
 Height adjustable arms
 Soft PU arms
 Tilting mechanism
 150kg Capacity
 Aluminum base, grey powder coat



vaseat®
BUTTERFLY GRY Series
OE-K5-GRYS
 H1100-1170 x W630 x D500mm
 Highback mesh with headrest
 Molded foam seat
 Pneumatic height adjustment
 Adjustable soft PU lumbar support
 Height adjustable arms
 Soft PU arms
 Tilting mechanism
 150kg Capacity
 Steel base, grey powder coat





vaseat®
BUTTERFLY GRY Series
OE-K5-GRYA-MB
 H985-1055 x W630 x D500mm
 Midback mesh
 Molded foam seat
 Pneumatic height adjustment
 Adjustable soft PU lumbar support
 Height adjustable arms
 Soft PU arms
 Tilting mechanism
 150kg Capacity
 Aluminum base, grey powder coat



vaseat®
BUTTERFLY GRY Series
OE-K5-GRYS-MB
 H985-1055 x W630 x D500mm
 Midback mesh
 Molded foam seat
 Pneumatic height adjustment
 Adjustable soft PU lumbar support
 Height adjustable arms
 Soft PU arms
 Tilting mechanism
 150kg Capacity
 Steel base, grey powder coat

BUTTERFLY GRY SERIES Colors

Frame & Base Colors  

Ergonomic Chairs



vaseat®
JETT Series
 OE-EM-002
 H1050-1160 x W635 x D510mm
 Highback mesh with headrest
 Molded foam seat
 Pneumatic height adjustment
 Lumbar suport
 Adjustable armrest
 Tilting mechanism
 150kg Capacity
 Metal base, painted black





vaseat®
JETT Series
 OE-EM-002-MB
 H935-1045 x W635 x D510mm
 Midback mesh
 Molded foam seat
 Pneumatic height adjustment
 Lumbar suport
 Adjustable armrest
 Tilting mechanism
 150kg Capacity
 Metal base, painted black









vaseat®
PANTHER Series
 OE-EM-023
 H1180-1240 x W575 x D470mm
 Highback mesh with headrest
 Molded foam seat
 Pneumatic height adjustment
 Adjustable lumbar suport
 Fixed armrest
 Tilting mechanism
 Waterproof fabric & plastic seat
 Nylon base



vaseat®
PANTHER Series
 OE-EM-023W
 H1180-1240 x W575 x D470mm
 Highback mesh with headrest
 Molded foam seat
 Pneumatic height adjustment
 Adjustable lumbar suport
 Fixed armrest
 Tilting mechanism
 Tension adjustment system
 Waterproof fabric & plastic seat
 White nylon base

JETT SERIES Colors 
 Frame & Base Colors 

PANTHER SERIES Colors    
 Frame & Base Colors  



vaseat®
PANTHER Series
 OE-MM-022
 H1065-1125 x W575 x D470mm
 Midback
 Molded foam seat
 Pneumatic height adjustment
 Adjustable lumbar suport
 Fixed armrest
 Tilting mechanism
 Waterproof fabric & plastic seat
 Black nylon base



vaseat®
PANTHER Series
 OE-MM-022W
 H1065-1125 x W575 x D470mm
 Midback mesh
 Molded foam seat
 Pneumatic height adjustment
 Adjustable lumbar suport
 Fixed armrest
 Tilting mechanism
 Tension adjustment system
 Waterproof fabric & plastic seat
 White nylon base



MEET&CO.
CATERPILLAR Series
 XY-EC-001-A1
 H1185 x W530 x D587mm
 Highback mesh with headrest
 Height adjustable
 PP fiberglass frame
 Fixed PU arms
 3-level tilt chassis
 100% polyester wear resistant
 Sand release mesh



MEET&CO.
CATERPILLAR Series
 XY-EC-001-A2
 H1070 x W530 x D587mm
 Midback mesh
 Height adjustable
 PP fiberglass frame
 Fixed PU arms
 3-level tilt chassis
 100% polyester wear resistant
 Sand release mesh

PANTHER SERIES Colors    
 Frame & Base Colors  

CATERPILLAR SERIES Colors      
 Frame & Base Colors 

Ergonomic Chairs



MEET&CO.
ROVER Series
 MG-WB-026-A1-BK
 H1145-1215 x W645 x D610mm
 Highback mesh with headrest
 High density styling sponge
 Seat height adjustable
 PP mixed with fiber frame
 Fixed armrest
 Seat plastic shell + 1.2 thick wood
 Black frame & base



MEET&CO.
ROVER Series
 MG-WB-026-A1-GY
 H1145-1215 x W645 x D610mm
 Highback mesh with headrest
 High density styling sponge
 Seat height adjustable
 PP mixed with fiber frame
 Fixed armrest
 Seat plastic shell + 1.2 thick wood
 Gray frame & base



MEET&CO.
ROVER Series
 MG-WB-026-A1-WH
 H1145-1215 x W645 x D610mm
 Highback mesh with headrest
 High density styling sponge
 Seat height adjustable
 PP mixed with fiber frame
 Fixed armrest
 Seat plastic shell + 1.2 thick wood
 White frame & base



MEET&CO.
ROVER Series
 MG-WB-026-B1-BK
 H990-1060 x W645 x D610mm
 Midback mesh
 High density styling sponge
 Seat height adjustable
 PP mixed with fiber frame
 Fixed armrest
 Seat plastic shell + 1.2 thick wood
 Black frame & base



MEET&CO.
ROVER Series
 MG-WB-026-B1-GY
 H990-1060 x W645 x D610mm
 Midback mesh
 High density styling sponge
 Seat height adjustable
 PP mixed with fiber frame
 Fixed armrest
 Seat plastic shell + 1.2 thick wood
 Gray frame & base




MEET&CO.
ROVER Series
 MG-WB-026-B1-WH
 H990-1060 x W645 x D610mm
 Midback mesh
 High density styling sponge
 Seat height adjustable
 PP mixed with fiber frame
 Fixed armrest
 Seat plastic shell + 1.2 thick wood
 White frame & base



vaseat®
ICEBERG Series
 OE-EHB-001
 H1200-1320 x W750 x D600mm
 Highback mesh with headrest
 Molded foam seat
 Pneumatic height adjustment
 Soft PU lumbar suport
 Height adjustable arms
 Tilting mechanism
 150kg Capacity
 Aluminum base



vaseat®
ICEBERG Series
 OE-EHB-001-MB
 H1085-1205 x W750 x D600mm
 Midback mesh
 Molded foam seat
 Pneumatic height adjustment
 Soft PU lumbar suport
 Height adjustable arms
 Tilting mechanism
 150kg Capacity
 Aluminum base



Ergonomic Chairs



MEET&CO.
WAYNE Series
MG-WB-024-A1
 H1050-1115 x W500 x D450mm
 Highback mesh with headrest
 Fixed headrest
 High density seaweed seat wrap
 Seat height adjustable
 Lumbar support
 Fixed armrest
 Black coated frame





MEET&CO.
WAYNE Series
OE-MG-024
 H935-1000 x W500 x D450mm
 Midback mesh
 High density seaweed seat wrap
 Seat height adjustable
 Lumbar support
 Fixed armrest
 Black coated frame





MEET&CO.
VELVET BLACK Series
MG-WB-008-A2-BK
 H1190-1250 x W620 x D650mm
 Highback with large headrest
 Molded foam seat
 Mesh backrest
 Pneumatic height adjustment
 Height adjustable soft PU arms
 Tilting mechanism
 150kg Capacity
 Black frame & base



MEET&CO.
VELVET BLACK Series
MG-WB-008-B2-BK
 H1020-1080 x W620 x D650mm
 Midback
 Molded foam seat
 Mesh backrest
 Pneumatic height adjustment
 Height adjustable soft PU arms
 Tilting mechanism
 150kg Capacity
 Black frame & base

WAYNE SERIES Colors 
 Frame & Base Colors 

VELVET BLACK SERIES Colors 
 Frame & Base Colors 



MEET&CO.
VELVET LIGHT Series
MG-WB-008-A3-GY
 H1190-1250 x W620 x D650mm
 Highback with large headrest
 Molded foam seat
 Full fabric
 Pneumatic height adjustment
 Height adjustable soft PU arms
 Tilting mechanism
 150kg Capacity
 Gray frame & base







MEET&CO.
VELVET LIGHT Series
MG-WB-008-A3-WH
 H1190-1250 x W620 x D650mm
 Highback with large headrest
 Molded foam seat
 Full fabric
 Pneumatic height adjustment
 Height adjustable soft PU arms
 Tilting mechanism
 150kg Capacity
 White frame & base



MEET&CO.
VELVET LIGHT Series
MG-WB-008-B2-GY
 H1020-1080 x W620 x D650mm
 Midback
 Molded foam seat
 Full fabric
 Pneumatic height adjustment
 Height adjustable soft PU arms
 Tilting mechanism
 150kg Capacity
 Gray frame & base



MEET&CO.
VELVET LIGHT Series
MG-WB-008-B2-WH
 H1020-1080 x W620 x D650mm
 Midback
 Molded foam seat
 Full fabric
 Pneumatic height adjustment
 Height adjustable soft PU arms
 Tilting mechanism
 150kg Capacity
 White frame & base

VELVET LIGHT SERIES Colors  
 Frame & Base Colors  

Ergonomic Chairs



vaseat®
MOONLIGHT Series
 OE-EM-026
 H1100-1210 x W620 x D485mm
 Highback mesh with headrest
 Molded foam seat
 Seat height adjustable
 Adjustable lumbar support
 3D adjustable armrest
 Tilting mechanism



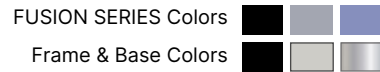
vaseat®
MOONLIGHT Series
 OE-EM-026-MB
 H985-1095 x W620 x D485mm
 Midback mesh
 Molded foam seat
 Seat height adjustable
 Adjustable lumbar support
 3D adjustable armrest
 Tilting mechanism



vaseat®
FUSION Series
 OE-K2-BN-01
 H1210-1350 x W520 x D520mm
 Highback mesh with headrest
 Molded foam seat
 Seat height adjustable
 Adjustable lumbar support
 3D adjustable soft PU arms
 Tilt locking mechanism
 Tension adjustment system
 Fabric Grade 5 waterproof
 Black nylon base



vaseat®
FUSION Series
 OE-K2-GN-01
 H1210-1350 x W520 x D520mm
 Highback mesh with headrest
 Molded foam seat
 Seat height adjustable
 Adjustable lumbar support
 3D adjustable soft PU arms
 Tilt locking mechanism
 Tension adjustment system
 Fabric Grade 5 waterproof
 Gray nylon base



vaseat®
FUSION Series
 OE-K2-AL-01
 H1210-1350 x W520 x D520mm
 Highback mesh with headrest
 Molded foam seat
 Seat height adjustable
 Adjustable lumbar support
 3D adjustable soft PU arms
 Tilt locking mechanism
 Tension adjustment system
 Fabric Grade 5 waterproof
 Aluminum base



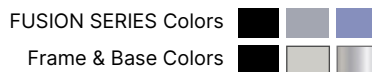
vaseat®
FUSION Series
 OE-K2-BN-02
 H1095-1235 x W520 x D520mm
 Midback mesh
 Molded foam seat
 Seat height adjustable
 Adjustable lumbar support
 3D adjustable soft PU arms
 Tilt locking mechanism
 Tension adjustment system
 Fabric Grade 5 waterproof
 Black nylon base



vaseat®
FUSION Series
 OE-K2-GN-02
 H1095-1235 x W520 x D520mm
 Midback mesh
 Molded foam seat
 Seat height adjustable
 Adjustable lumbar support
 3D adjustable soft PU arms
 Tilt locking mechanism
 Tension adjustment system
 Fabric Grade 5 waterproof
 Gray nylon base



vaseat®
FUSION Series
 OE-K2-AL-02
 H1095-1235 x W520 x D520mm
 Midback mesh
 Molded foam seat
 Seat height adjustable
 Adjustable lumbar support
 3D adjustable soft PU arms
 Tilt locking mechanism
 Tension adjustment system
 Fabric Grade 5 waterproof
 Aluminum base



Ergonomic Chairs



vaseat®
TRINITY Series
 OE-V5-BH-02
 H1160-1260 x W670 x D510mm
 Highback full mesh
 U-shaped headrest
 Elasticity enhance based on use
 Seat height adjustable
 Large depth back frame
 3D adjustable armrest
 Tilting mechanism
 Black nylon base



vaseat®
TRINITY Series
 OE-V5-GH-02
 H1160-1260 x W670 x D510mm
 Highback full mesh
 U-shaped headrest
 Elasticity enhance based on use
 Seat height adjustable
 Large depth back frame
 3D adjustable armrest
 Tilting mechanism
 Gray nylon base



vaseat®
TRINITY Series **NEW**
 OE-V5-AL-02
 H1160-1260 x W670 x D510mm
 Highback full mesh
 U-shaped headrest
 Elasticity enhance based on use
 Seat height adjustable
 Large depth back frame
 3D adjustable armrest
 Tilting mechanism
 Aluminum base



vaseat®
VICTORIA
 OE-MM-004
 H870-975 x W645 x D485mm
 Midback mesh
 Molded foam seat
 Seat height adjustable
 Fixed PP arms
 100kg Capacity
 Nylon base

TRINITY SERIES Colors

Frame & Base Colors

VICTORIA Colors

Base Colors



vaseat®
AMARY Series
 OE-MM-003B
 H910-1000 x W570 x D490mm
 Midback mesh
 Fabric or leatherette seat
 Nylon mesh back suport
 High-density foam
 Seat height adjustable
 Fixed armrest
 Fire resistant + Eco-friendly
 100kg Capacity
 Nylon base



vaseat®
AMARY Series
 OE-MM-003W
 H910-1000 x W570 x D490mm
 Midback mesh
 Fabric or leatherette seat
 Nylon mesh back suport
 High-density foam
 Seat height adjustable
 Fixed armrest
 Fire resistant + Eco-friendly
 100kg Capacity
 Nylon base

AMARY SERIES Colors

Frame & Base Colors



CECILIA
 OE-MM-007
 H940 x W500 x D450mm
 Midback mesh
 Foam seat
 Pneumatic height adjustment
 100kg Capacity

CECILIA Back Colors

Seat & Base Colors



DOTTIE
 OE-MM-009
 H960-1040 x W590 x D515mm
 Midback mesh
 Foam seat
 Pneumatic height adjustment
 100kg Capacity

DOTTIE Back Colors

Seat & Base Colors

Ergonomic Chairs



vaseat®
EASY Series
Easy Chair
 H830-930 x W660 x D640mm
 Midback
 Molded foam seat
 Seat height adjustable
 Fixed PU pad armrest
 Automatic backrest recline
 Fabric Grade 5 waterproof
 Fabric Grade 6 oil resistance
 Nylon base



vaseat®
EASY Series
Easy Chair-H
 H830-930 x W660 x D640mm
 Midback
 Molded foam seat
 Seat height adjustable
 Fixed PU pad armrest
 Automatic backrest recline
 Fabric Grade 5 waterproof
 Fabric Grade 6 oil resistance
 Nylon base with steel ring



vaseat®
RIVER Series
River Chair
 H910-1010 x W495 x D490mm
 Midback
 Molded foam seat
 Seat height adjustable
 Fixed TPU armrest
 Anti-bacterial material backrest
 Automatic glide with the user
 Fabric Grade 5 waterproof
 Fabric Grade 6 oil resistance
 Nylon base



vaseat®
RIVER Series
River Chair-H
 H910-1010 x W495 x D490mm
 Midback
 Molded foam seat
 Seat height adjustable
 Fixed TPU armrest
 Anti-bacterial material backrest
 Automatic glide with the user
 Fabric Grade 5 waterproof
 Fabric Grade 6 oil resistance
 Nylon base with steel ring



vaseat®
LOLLI Series **NEW**
OE-F5-G01
 H915-1015 x W620 x D615mm
 Midback
 4-sided elastic mesh
 Seat height adjustable
 Fixed PU armrest
 Tilting mechanism
 Nylon frame
 Aluminum base



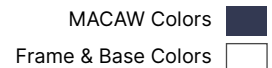
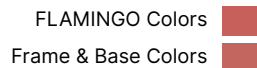
vaseat®
LOLLI Series **NEW**
OE-F5-G02
 H915-1015 x W620 x D615mm
 Midback
 4-sided elastic mesh
 Seat height adjustable
 Fixed PU armrest
 Tilting mechanism
 Colored nylon frame
 Aluminum alloy base, painted



MEET&CO.
FLAMINGO
MG-WB-028-B1
 H965-1030 x W640 x D610mm
 Midback
 High-density sponge
 Seat height adjustable
 Adjustable armrest
 3-level locking chassis
 Nylon mesh frame
 Nylon base



MEET&CO.
MACAW
MG-WB-028-B2
 H965-1030 x W640 x D610mm
 Midback
 High-density sponge
 Seat height adjustable
 Adjustable armrest
 3-level locking chassis
 Nylon mesh frame
 Nylon base



Leather Chairs



CLAYTONE Series
OE-EL-006
 H1190-1290 x W620 x D540mm
 Highback
 PU leather
 Pneumatic height adjustment
 Fixed armrest
 Plastic parts covered with foam
 150kg Capacity
 Powder coated base





CLAYTONE Series
OE-ML-013
 H1050-1150 x W620 x D540mm
 Midback
 PU leather
 Pneumatic height adjustment
 Fixed armrest
 Plastic parts covered with foam
 150kg Capacity
 Powder coated base





ARCTIC Series
OE-EL-007
 H1150 x W560 x D530mm
 Highback
 Leatherette
 Pneumatic height adjustment
 Fixed armrest
 150kg Capacity
 Chrome base



ARCTIC Series
OE-ML-014
 H1000 x W560 x D530mm
 Highback
 Leatherette
 Pneumatic height adjustment
 Fixed armrest
 150kg Capacity
 Chrome base

CLAYTONE SERIES Colors 
 Frame & Base Colors 

ARCTIC SERIES Colors 
 Base Colors 



MEET&CO.
EMERSON Series
MG-PY-015-A1
 H1210 x W600 x D635mm
 Highback
 PU or Genuine leather
 Height adjustment
 High density sponge
 Metal armrest with leather
 Chrome base



MEET&CO.
EMERSON Series
MG-PY-015-B1
 H995 x W600 x D655mm
 Midback
 PU or Genuine leather
 Height adjustment
 High density sponge
 Metal armrest with leather
 Chrome base



MEET&CO.
EMERSON Series
MG-PY-015-C1
 H1060 x W585 x D645mm
 Visitor's chair
 PU or Genuine leather
 High density sponge
 Metal armrest with leather
 Powder coated steel base



MEET&CO.
LATTE Series
MG-APY-051-2
 Midback
 PU or Genuine leather
 High density sponge
 5 level locking chassis
 Aluminum alloy base

LEATHER Chair Colors



Leather Chairs



MEET&CO.
ESTELLA Series NEW
 MG-PY-033-A1
 H1280-1340 x W790 x D800mm
 Highback with headrest
 PU or Genuine leather
 High density molded sponge
 3 level locking chassis
 Aluminum alloy base



MEET&CO.
ESTELLA Series NEW
 MG-PY-033-B1
 H990-1050 x W790 x D800mm
 Midback
 PU or Genuine leather
 High density molded sponge
 3 level locking chassis
 Aluminum alloy base



MEET&CO.
MUNDO Series NEW
 MG-PY-039-A1
 H1190-1260 x W650 x D640mm
 Highback
 PU or Genuine leather
 High density sponge
 4 level locking chassis
 Aluminum alloy base



MEET&CO.
MUNDO Series NEW
 MG-PY-039-B1
 H1050-1120 x W650 x D640mm
 Midback
 PU or Genuine leather
 High density sponge
 4 level locking chassis
 Aluminum alloy base



MEET&CO.
GRAVITY Series
 MG-PY-012-A1
 H1155 x W655 x D670mm
 Highback
 PU or Genuine leather
 High density sponge
 Chrome armrest with leather
 Chrome base



MEET&CO.
GRAVITY Series
 MG-PY-012-C1
 H1010 x W580 x D645mm
 Visitor's chair
 PU or Genuine leather
 High density sponge
 Chrome armrest with leather
 Powder coated steel base



MEET&CO.
CERISE Series
 MG-PY-022-A2
 Highback
 PU or Genuine leather
 High density sponge
 4 level locking chassis
 Aluminum alloy base



MEET&CO.
CERISE Series
 MG-PY-002-A1
 Midback
 PU or Genuine leather
 High density sponge
 5 level locking chassis
 Aluminum alloy base

LEATHER Chair Colors



Leather Chairs



MEET&CO.
MONA Series
 MG-PY-014-A1
 H1140 x W635 x D680mm
 Highback
 PU or Genuine leather
 High density sponge
 Nylon armrest
 Chrome base



MEET&CO.
MONA Series
 MG-PY-014-C1
 H1045 x W585 x D685mm
 Visitor's chair
 PU or Genuine leather
 High density sponge
 Armrest with leather
 Powder coated steel base



MEET&CO.
MONA Series
 MG-PY-014-C2
 H1045 x W585 x D685mm
 Visitor's chair
 PU or Genuine leather
 High density sponge
 Armrest with leather
 Chrome base



MEET&CO.
GIDEON Series
 MG-PY-001-A1
 H1220-1300 x W660 x D670mm
 Highback
 PU or Genuine leather
 High density sponge
 5 level locking chassis
 Aluminum alloy base



MEET&CO.
GIDEON Series
 MG-PY-001-B1
 H860-940 x W660 x D670mm
 Midback
 PU or Genuine leather
 High density sponge
 5 level locking chassis
 Aluminum alloy base



MEET&CO.
GIDEON Series
 MG-PY-001-D1
 H860-940 x W660 x D670mm
 Visitor midback chair
 PU or Genuine leather
 High density sponge
 Aluminum alloy base



MEET&CO.
TROOPER Series **NEW**
 MG-PY-044-A1
 Highback
 PU or Genuine leather
 Plastic back seat rubber shell
 High density sponge
 5 level locking chassis
 4D nylon lifting armrest
 Chrome base



MEET&CO.
TROOPER Series **NEW**
 MG-PY-044-C1
 Visitor's chair
 PU or Genuine leather
 Plastic back seat rubber shell
 High density sponge
 Armrest with leather
 Chrome base

LEATHER Chair Colors



Leather Chairs



MEET&CO.
OBSIDIAN Series
MG-PY-003-A1
 H1230-1300 x W650 x D660mm
 Highback
 PU or Genuine leather
 High density sponge
 5 level locking chassis
 Aluminum alloy base



MEET&CO.
OBSIDIAN Series
MG-PY-003-B1
 H1030-1150 x W650 x D660mm
 Midback
 PU or Genuine leather
 High density sponge
 5 level locking chassis
 Aluminum alloy base



MEET&CO.
OBSIDIAN Series
MG-PY-003-C1
 H1030-1050 x W650 x D660mm
 Visitor midback chair
 PU or Genuine leather
 High density sponge
 Aluminum alloy base



MEET&CO.
ODETTE Series
MG-PY-029-A1
 H1190-1270 x W630 x D690mm
 Highback
 PU or Genuine leather
 High density sponge
 4 level locking chassis
 Aluminum armrest with leather
 Aluminum base



MEET&CO.
ODETTE Series
MG-PY-029-B1
 H1040-1130 x W630 x D690mm
 Midback
 PU or Genuine leather
 High density sponge
 4 level locking chassis
 Aluminum armrest with leather
 Aluminum base



MEET&CO.
ODETTE Series
MG-PY-029-C1
 H1070 x W630 x D580mm
 Visitor midback chair
 PU or Genuine leather
 High density sponge
 Aluminum armrest with leather
 Chrome base



MEET&CO.
TAMARIND Series
MG-APY-048
 H1190 x W680 x D620mm
 Highback
 PU or Genuine leather
 High density sponge
 Aluminum alloy armrest
 Aluminum alloy base



MEET&CO.
TAMARIND Series
MG-HYY-055
 H1020 x W600 x D600mm
 Visitor's chair
 PU or Genuine leather
 High density sponge
 Armrest with leather
 Chrome base

LEATHER Chair Colors



Leather Chairs



MEET&CO.
LUDWIG Series
M-006-A3
 Highback
 PU or Genuine leather
 High density sponge
 Aluminum alloy base



MEET&CO.
LUDWIG Series
M-006-B3
 H850 x W620 x D680mm
 Midback
 PU or Genuine leather
 High density sponge
 Aluminum alloy base



MEET&CO.
LUDWIG Series
M-006-D3
 Visitor midback chair
 PU or Genuine leather
 High density sponge
 Aluminum alloy base



MEET&CO.
LUDWIG Series
M-006A-WH
 Highback
 PU or Genuine leather
 High density sponge
 White painted back
 Aluminum alloy base



MEET&CO.
LUDWIG Series
M-006B-WH
 H850 x W620 x D680mm
 Midback
 PU or Genuine leather
 High density sponge
 White painted back
 Aluminum alloy base



MEET&CO.
LUDWIG Series
M-006-D1-WH
 Visitor midback chair
 PU or Genuine leather
 High density sponge
 White painted back
 Aluminum alloy base



MEET&CO.
PAPRIKA Series
MG-PY-002-B1
 Midback
 PU or Genuine leather
 High density sponge
 5 level locking chassis
 Aluminum alloy base



MEET&CO.
PAPRIKA Series
MG-PY-002-D1
 H980-1040 x W620 x D660mm
 Midback
 PU or Genuine leather
 High density sponge
 Lifting chassis
 Aluminum alloy base

LEATHER Chair Colors



Leather Chairs



MEET&CO.
SIERRA
MG-HYY-013
 H940 x W570 x D670mm
 Visitor's chair
 PU or Genuine leather
 High density sponge
 Armrest with leather
 Chrome base



MEET&CO.
BUTTER Series
MG-PY-030-A1
 H1190-1310 x W620 x D610mm
 Highback
 PU or Genuine leather
 High density sponge
 4 level locking chassis
 Aluminum armrest with leather
 Aluminum base



MEET&CO.
BUTTER Series
MG-PY-030-B1
 H970-1090 x W620 x D610mm
 Midback
 PU or Genuine leather
 High density sponge
 4 level locking chassis
 Aluminum armrest with leather
 Aluminum base



MEET&CO.
BUTTER Series
MG-PY-030-C1
 H980 x W690 x D610mm
 Visitor midback chair
 PU or Genuine leather
 High density sponge
 Aluminum armrest with leather
 Chrome base



MEET&CO.
LETTER Series
MG-PY-009-E1
 Highback
 PU or Genuine leather
 High density sponge
 Aluminum base



MEET&CO.
LETTER Series
MG-PY-009-B2
 Midback
 PU or Genuine leather
 High density sponge
 Chrome base



MEET&CO.
LETTER Series
MG-PY-009-C1
 Visitor midback chair
 PU or Genuine leather
 High density sponge
 Chrome base



MEET&CO.
LETTER Series
MG-PY-009-A2
 H1130 x W730 x D640mm
 Visitor's chair
 PU or Genuine leather
 High density sponge
 Chrome base

LEATHER Chair Colors



Leather Chairs



MEET&CO.
TAWNY Series NEW
 MG-PY-043-A1
 H1090-1150 x W640 x D630mm
 Highback
 PU or Genuine leather
 High density sponge
 3 level locking chassis
 Aluminum alloy base



MEET&CO.
TAWNY Series NEW
 MG-PY-043-B1
 H1020-1090 x W640 x D630mm
 Midback
 PU or Genuine leather
 High density sponge
 3 level locking chassis
 Aluminum alloy base



MEET&CO.
TAWNY Series NEW
 MG-PY-043-C1
 H1020 x W640 x D630mm
 Highback
 PU or Genuine leather
 High density sponge
 Chrome base



MEET&CO.
JEAN Series NEW
 MG-PY-036-A1
 H1150-1320 x W700 x 450mm
 Highback
 PU or Genuine leather
 High density sponge
 4 level locking chassis
 3D armrest



MEET&CO.
JEAN Series NEW
 MG-PY-036-B1
 H965-1035 x W700 x 450mm
 Midback
 PU or Genuine leather
 High density sponge
 4 level locking chassis
 3D armrest



MEET&CO.
JEAN Series NEW
 MG-PY-036-C1
 H975 x W700 x 450mm
 Visitor's chair
 PU or Genuine leather
 High density sponge
 4 level locking chassis
 3D armrest



MEET&CO.
CANYON Series NEW
 MG-PY-037-A1
 H1240 x W670 x 720mm
 Highback
 PU or Genuine leather
 High density sponge
 3 level locking chassis
 Aluminum alloy base



MEET&CO.
CANYON Series NEW
 MG-PY-037-B1
 H1020 x W670 x 710mm
 Midback
 PU or Genuine leather
 High density sponge
 3 level locking chassis
 Aluminum alloy base

LEATHER Chair Colors



Leather Chairs



MEET&CO.
CANYON Series **NEW**
 MG-PY-037-C1
 H1035 x W670 x 700mm
 Visitor's chair
 PU or Genuine leather
 High density sponge
 Chrome base



MEET&CO.
PERRY Series **NEW**
 MG-PY-038-A1
 H1180-1260 x W740 x D660mm
 Highback
 PU or Genuine leather
 High density sponge
 5 level locking chassis
 Aluminum alloy base



MEET&CO.
PERRY Series **NEW**
 MG-PY-038-B1
 H1060-1140 x W740 x D660mm
 Midback
 PU or Genuine leather
 High density sponge
 5 level locking chassis
 Aluminum alloy base



MEET&CO.
PERRY Series **NEW**
 MG-PY-038-B2
 H970-1040 x W740 x D660mm
 Midback
 PU or Genuine leather
 High density sponge
 Lifting chassis
 Aluminum alloy base



MEET&CO.
MILLER Series **NEW**
 MG-PY-040-A1
 H1200-1280 x W670 x 650mm
 Highback
 PU or Genuine leather
 High density sponge
 5 level locking chassis
 Aluminum alloy base



MEET&CO.
MILLER Series **NEW**
 MG-PY-040-B1
 H1030-1110 x W670 x 650mm
 Midback
 PU or Genuine leather
 High density sponge
 5 level locking chassis
 Aluminum alloy base



MEET&CO.
MILLER Series **NEW**
 MG-PY-040-C1
 H1060 x W590 x 600mm
 Visitor's chair
 PU or Genuine leather
 High density sponge
 Chrome base



MEET&CO.
CRANE Series **NEW**
 MG-PY-041-A1
 H1230 x W610 x 540mm
 Highback
 PU or Genuine leather
 High density sponge
 5 level locking chassis
 Chrome armrest
 Aluminum alloy legs

LEATHER Chair Colors



Leather Chairs



MEET&CO.
CRANE Series NEW
MG-PY-041-B1
 H1130 x W610 x 540mm
 Midback
 PU or Genuine leather
 High density sponge
 5 level locking chasis
 Chrome armrest
 Aluminum alloy legs



MEET&CO.
CRANE Series NEW
MG-PY-041-C1
 H1030 x W600 x 540mm
 Visitor's chair
 PU or Genuine leather
 High density sponge
 Chrome base



MEET&CO.
HEDWIG Series NEW
MG-PY-034-A1
 H1190-1250 x W480 x D700mm
 Highback
 PU or Genuine leather
 High density sponge
 Tilting mechanism
 Square cone electroplate legs



MEET&CO.
HEDWIG Series NEW
MG-PY-034-B1
 H970-1030 x W480 x D700mm
 Midback
 PU or Genuine leather
 High density sponge
 Tilting mechanism
 Square cone electroplate legs



MEET&CO.
HEDWIG Series NEW
MG-PY-034-C1
 H970 x W480 x D700mm
 Highback
 PU or Genuine leather
 High density sponge
 Chrome base



MEET&CO.
ILANA Series NEW
MG-APY-056-A1
 H1220-1300 x W720 x 470mm
 Highback
 PU or Genuine leather
 High density sponge
 Aircraft chasis
 Chrome base



MEET&CO.
ILANA Series NEW
MG-APY-056-B1
 H1000-1080 x W700 x 470mm
 Midback
 PU or Genuine leather
 High density sponge
 Aircraft chasis
 Chrome base



MEET&CO.
ILANA Series NEW
MG-APY-056-C1
 H1030-1080 x W700 x 470mm
 Visitor's chair
 PU or Genuine leather
 High density sponge
 Chrome base

LEATHER Chair Colors



Leather Chairs



MEET&CO.
ATLAS Series NEW
 MG-PY-042-A1
 H1190 x W620 x 600mm
 Highback
 PU or Genuine leather
 High density sponge
 5 level locking chassis
 Adjustable armrest
 Aluminum alloy base



MEET&CO.
ATLAS Series NEW
 MG-PY-042-B1
 H1030 x W620 x 600mm
 Midback
 PU or Genuine leather
 High density sponge
 5 level locking chassis
 Adjustable armrest
 Aluminum alloy base



MEET&CO.
ATLAS Series NEW
 MG-PY-042-C1
 H1020 x W600 x 600mm
 Visitor's chair
 PU or Genuine leather
 High density sponge
 Chrome base



MEET&CO.
BRICK Series
 MG-ZYY-033
 H1090 x W570 x D530mm
 Highback
 PU leather
 Height adjustment
 High density sponge
 Aluminum alloy armrest
 Aluminum alloy base



MEET&CO.
BRICK Series
 MG-ZYY-033-1
 H900 x W670 x D580mm
 Midback
 PU leather
 High quality sponge
 Flat chassis
 Electroplated aluminum alloy arms
 Electroplated aluminum alloy base



MEET&CO.
BRICK Series
 MG-ZYY-033-1-FK
 Visitor's chair
 PU leather
 Aluminum armrest
 Chrome steel base



MEET&CO.
CLOUDSCAPE Series NEW
 MG-PY-045-B1
 H1010 x W680 x 770mm
 PU or Genuine leather
 High density sponge
 Aircraft chassis
 Chrome armrest with leather



MEET&CO.
CLOUDSCAPE Series NEW
 MG-PY-045-C1
 H890 x W630 x 670mm
 Visitor's chair
 PU or Genuine leather
 High density sponge
 Chrome armrest with leather
 Chrome base

LEATHER Chair Colors



Leather Chairs



MEET&CO.

AMBROSE NEW

ROSE-XXY-004-1S

H900 x W760 x D800mm

PU leather or Tech fabric

High-density & resilience foam

With layer of silk cotton

Steel structure frame

LEATHER Chair Colors



High Chairs



MEET&CO.
POPPLE Series
OE-MG-XXY-035B
 H1090 x W530 x D570mm
 High quality cotton
 Linen fabric
 High density sponge
 Electroplated legs



MEET&CO.
SPROUT **NEW**
OE-MG-BY-026
 H1100 x W460 x D525mm
 PP material
 35% fiberglass
 Carbon steel pipe
 Gray-white outdoor coated base



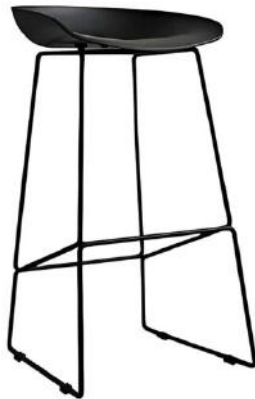
MEET&CO.
FRESCO **NEW**
OE-MG-BY-027
 H1070 x W500 x D530mm
 PU leather
 Steel structure frame
 Foam molding shaped cotton
 High resilience & anti-piling
 Pure color & colorfast
 Black coated iron base



MEET&CO.
PAIGE **NEW**
OE-MG-XXY-056-1
 H1150 x W480 x D550mm
 PU or Genuine leather
 Molded shaped foam
 High abrasion resistance
 Deformation resistance
 Iron spray-coated foot frame



MEET&CO.
MISHA Series **NEW**
OE-MG-BY-020
 H800 x W490 x D460mm
 PP injection molded seat
 Beech wood-colored legs



MEET&CO.
MISHA Series **NEW**
OE-MG-BY-020-2
 H830 x W440 x D460mm
 PP injection molded seat
 Coated solid iron legs

Product Swatches

POPPL & SPROUT Colors



FRESCO & PAIGE Colors





MISHA SERIES Colors



Visitor's Chair



SAWYER
 OE-VM-023
 H950 x W500 x D580mm
 Midback visitor's chair
 Bow shaped base
 Sled type
 Mesh backrest
 Molded foam seat
 100kg Capacity

SAWYER Back Colors 
 Frame & Seat Colors 




WANDER
 OE-VM-025
 H1010 x W520 x D600mm
 Midback visitor's chair
 Sled type
 Mesh backrest
 Armrest with cover

WANDER Colors 



MEET&CO.
WAYNE
 OE-MG-WB-024-C1
 H920 x W520 x D480mm
 Midback visitor's chair
 Mesh backrest
 Bow frame

WAYNE Colors 



PHAM
 OE-VM-K1
 Midback visitor's chair
 Mesh backrest
 Adjustable lumbar support
 Fixed PP armrest
 Molded foam seat
 Fabric Grade 5 waterproof
 Powder coated base

PHAM Colors 



MEET&CO.
SIDNEY
 OE-MG-PXY-010
 Midback visitor's chair
 PU leather
 High density foam
 Chrome steel frame

SIDNEY Colors 



MEET&CO.
PICO
 OE-MG-XXY-012
 H780 x W500 x D390mm
 Midback visitor's chair
 Microfiber leather
 Plywood inner frame
 High density sponge
 Electroplated steel legs

PICO Colors 

Training + Pantry Chairs



PHOEBE
 OE-TC-001
 H830 x W590 x D600mm
 Training chair
 Mesh back
 Fabric foam seat
 Nylon frame
 PP fixed armrest

PHOEBE Colors



BODHIN
 OE-TC-002
 H820 x W575 x D520mm
 Training chair
 Mesh back
 Fabric foam seat
 Nylon frame
 PP fixed armrest
 Stacked horizontally

BODHIN Colors



MEET&CO.
DEWEY
 OE-MG-SLY-014
 H790 x W450 x D585mm
 PP fiberglass seat
 High temperature resistance
 Integrated back seat

DEWEY Colors



MEET&CO.
LOTUS Series
 OE-MG-SLY-009
 H800 x W410 x D550mm
 Black or white frame
 High quality sponge
 PP fiberglass seat

LOTUS SERIES
 Seat Colors
 Frame Colors



MEET&CO.
LOTUS Series
 OE-MG-SLY-010
 H800 x W410 x D550mm
 Black or white frame
 High quality sponge
 PP fiberglass seat
 Surface spraying of 12-
 solid steel pipes

LOTUS SERIES
 Frame Colors



MEET&CO.
RIPPLE Series
 OE-MG-PXY-037-C2
 PP materials
 Molding back
 Shock absorbing
 Non-slip foot pads
 Seat cushion cover

RIPPLE SERIES
 Seat Colors
 Frame Colors



MEET&CO.
RIPPLE Series
 OE-MG-PXY-037-C1
 PP materials
 Molding back
 Shock absorbing
 Non-slip foot pads

RIPPLE SERIES
 Frame Colors



MEET&CO.
DALLAS
 OE-MG-SLY-003-1
 H815 x W455 x D525mm
 Iron electroplated tripod
 Plastic seat
 Rubber shell

DALLAS Colors

Training + Pantry Chairs



MEET&CO.
UNWIND
OE-PTC-008
H750 x W410 x D400mm
Quality PP materials



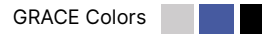
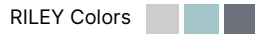
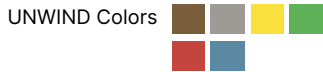
MEET&CO.
RILEY
OE-MG-PXY-041-B1
Quality PP materials
With armrest
Stackable



MEET&CO.
GRACE
OE-MG-PXY-042-C1
H850 x W520 x D520mm
Electroplated tripod
PP plastic seat shell
With book pocket



MEET&CO.
SIRIUS
OE-MG-SLY-011-A1
H860 x W560 x D530mm
Nylon material
Movable foot pads
Iron electroplated tripod



MEET&CO.
CONAN
OE-MG-PXY-006-1
H720 x W440 x D460mm
Elastic cloth
Adjustable writing pad
Multi-layer inner frame
Solid wood board
Steel frame




MEET&CO.
PANDORA Series
OE-MG-PXY-014
H815 x W440 x D520mm
Quality PP materials
Iron spray 1.0 thick tripod
Foldable chair



MEET&CO.
LUCY Series
OE-MG-PXY-015
H720 x W440 x D460mm
Leather material surface
High quality sponge
Foldable chair



MEET&CO.
WRK KITE Series
OE-WRKK-CHAIR-E1
H820 x W600 x D530mm
PP fiber
Reinforced plastic sheet
Beech wood feet



Training + Pantry Chairs



MEET&CO.
WRK KITE Series
OE-WRKK-CHAIR-E2
 H820 x W600 x D530mm
 PP fiber
 Reinforced plastic sheet
 Beech wood feet
 With soft bag



MEET&CO.
WRK KITE Series
OE-WRKK-CHAIR-C1
 H820 x W600 x D440mm
 PP fiber
 Reinforced plastic sheet
 Iron spray-painted tripod



MEET&CO.
WRK KITE Series
OE-WRKK-CHAIR-C2
 H820 x W600 x D440mm
 PP fiber
 Reinforced plastic sheet
 Iron spray-painted tripod
 With soft bag



MEET&CO.
WRK KITE Series
OE-WRKK-CHAIR-A1
 H420 x W460 x D530mm
 PP fiber
 Reinforced plastic sheet
 Iron spray-coated feet
 4PP silent wheel



MEET&CO.
WRK KITE Series
OE-WRKK-CHAIR-A2
 H420 x W460 x D530mm
 PP fiber
 Reinforced plastic sheet
 Iron spray-coated feet
 4PP silent wheel
 With soft bag



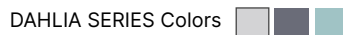
MEET&CO.
DAHLIA Series
OE-MG-PXY-046-B1
 PP + glass fiber materials
 Carbon steel pipe
 White/Grey spray coated feet
 Nylon PU wheel



MEET&CO.
DAHLIA Series
OE-MG-PXY-046-C1
 PP + glass fiber materials
 Carbon steel pipe
 White/Grey spray coated feet
 With handrail



MEET&CO.
HARPER Series
OE-MG-PXY-047-A1-WH
 PP + glass fiber materials
 Level 3 explosion proof
 Nylon wheel
 With writing board
 Board can be rotated



Active Chairs




MEET&CO.
ROCKING STOOL Series
OE-RS-001
 Upper Dia.: 320 × 420mm
 Lower Dia.: 390 × 420mm
 PP fiber
 Reinforced plastic sheet



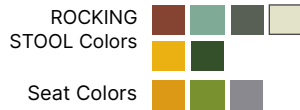
MEET&CO.
ROCKING STOOL Series
OE-RS-002
 Upper Dia.: 320 × 440mm
 Lower Dia.: 390 × 440mm
 PP fiber
 Reinforced plastic sheet
 With soft bag



MEET&CO.
MUSHROOM WIGGLE CHAIR **NEW**
OE-F1-01
 Top: 320mm
 Body: 490-690mm
 Base: 405mm
 Foam seat
 Height adjustable
 Waterproof fabric
 Fire retardant materials
 High-strength molded



MEET&CO.
MUSHROOM WIGGLE CHAIR **NEW**
OE-F1-02
 Top: 320mm
 Body: 490-690mm
 Base: 405mm
 Foam seat
 Height adjustable
 Waterproof fabric
 Fire retardant materials
 High-strength molded



Active Chairs

Active chairs are designed to encourage movement throughout the workday, helping prevent the strain of prolonged desk work. They offer both physical and mental health benefits, including improved blood circulation and reduced body discomfort.

These chairs also enhance mental alertness by requiring a constant balance response, which helps improve cognitive function at work.

Accent Chairs



MEET&CO.
SUNKIN' DIP
 OE-DZ-XXY-008-PU
 H740 x W720 x D890mm
 SH380mm
 PU leather
 Quality seat cushion
 Curved wood panel
 Wood legs



MEET&CO.
WOODIE
 OE-DZ-XXY-010
 H770 x W630 x D550mm
 Solid wood frame
 Leather seatrest



MEET&CO.
DIANA
 OE-MG-XXY-042
 H730 x W740 x D800mm
 SH460mm
 PU leather
 Internal iron frame + 9in. wood
 High density styling sponge



MEET&CO.
TERRA
 OE-MMG-XXY-045-PU
 H1040 x W850 x D870mm
 PU leather
 Black matte paint chassis
 Anti-rust treated body
 High quality metal frame
 High density + elastic sponge



MEET&CO.
ENIGMA
 OE-MG-XXY-010-1
 H1040 x W850 x D780mm
 Imitation leather
 360 degree rotation
 ABS plastic inner shell
 Lightweight & flexible
 Non-height adjustable
 Alloy base



MEET&CO.
CHANDLER Series
 OE-MG-XXY-007-PU
 Synthetic leather
 Inner frame wooden board
 High quality elastic sponge
 Height adjustment
 Electroplated disc



MEET&CO.
CHANDLER Series
 OE-MG-XXY-007-1-PU
 Synthetic leather
 Inner frame wooden board
 High quality elastic sponge
 Height adjustment



MEET&CO.
YOSHKA
 OE-MG-XXY-039A
 H1121 x W720 x D800mm
 Soft leather
 Internal iron frame
 High density styling sponge

AVAILABLE Chair Colors



Accent Chairs



MEET&CO.
MUSE Series
OE-MG-XXY-043A
 H760 x W540 x D540mm
 PU leather
 Internal iron frame + 9in. wood
 High density styling sponge



MEET&CO.
MUSE Series
OE-MG-XXY-043B
 H800 x W540 x D540mm
 PU leather
 Internal iron frame + 9in. wood
 High density styling sponge



MEET&CO.
BRODY
OE-MG-XXY-A02
 H440 x W460 x D460mm
 PU leather
 High density elastic sponge
 High quality resistant base
 Powdered coated base



MEET&CO.
LEATHER CRAB
OE-MG-XXY-048-PU
 H670 x W910 x D780mm
 PU leather
 Wide chair
 High density sponge
 Natural curved wood structure

AVAILABLE Chair Colors



Accent Chairs



MEET&CO.
LA CLAIRE
 OE-DZ-XXY-060
 H860 x W660 x D630mm
 Bent board frame
 High density sponge
 Wood sprayed legs
 Plastic foot pad
 Matted finish



MEET&CO.
TWITTEN
 OE-MG-XXY-028C
 H730 x W580 x D400mm
 High quality styling cotton
 Fabric inner frame
 Iron frame
 Iron feet heat transfer
 Woodgrain



MEET&CO.
MEANDER Series
 OE-MG-SLY-006-1BF
 Fabric + wood legs
 Solid wood color beech legs
 High density sponge
 High quality tensile fabric
 Matted finish



MEET&CO.
MEANDER Series
 OE-MG-SLY-006-1BPP
 Bottom shell (PP material)
 Solid wood beech legs
 Plastic shell



MEET&CO.
MEANDER Series
 OE-MG-SLY-006-1BFP
 Bottom shell (PP material)
 Solid wood beech legs
 Plastic shell
 With velvet fabric seater



MEET&CO.
ROCCO
 OE-DZ-XXY-059
 Fabric + wood legs
 High density + styling cotton
 Wood colored tripod polished
 With varnish
 Matted finish



MEET&CO.
MAGNUS Series
 OE-MG-XXY-026B
 H760 x W780 x D830mm
 SH430mm
 High quality styling cotton
 Fabric inner frame
 Iron frame
 Iron feet heat transfer
 Wood grain



MEET&CO.
MAGNUS Series
 OE-MG-XXY-026A
 H1100 x W780 x D830mm
 SH430mm
 High quality styling cotton
 Fabric inner frame
 Iron frame
 Iron feet heat transfer
 Wood grain

AVAILABLE Chair Colors



Accent Chairs



MEET&CO.
HYGGE
 OE-MG-XXY-041
 H1170 x W850 x D880mm
 Wear resistant
 High density styling sponge
 Steel spraying frame



MEET&CO.
CAROLINE
 OE-MG-XXY-046
 H1170 x W850 x D880mm
 High quality styling cotton
 High density sponge
 Steel spraying frame



MEET&CO.
MONICA Series
 OE-MG-XXY-024C
 H820 x W650 x D660mm
 SH500mm
 Fabric seat
 Steel legs
 High quality styling cotton
 Iron spray-coated iron feet
 Matted finish



MEET&CO.
ORSON
 OE-MG-XXY-029
 H700 x W640 x D620mm
 SH470mm
 High quality cotton
 Fabric inner, iron frame
 High density sponge
 Stainless steel
 Hollow round legs



MEET&CO.
KNOX
 OE-MG-XXY-037
 H740 x W850 x D700mm
 High quality cotton
 Linen fabric
 High quality sponge
 Steel spraying frame



MEET&CO.
HORIZON
 OE-MG-XXY-001-2
 H810 x W620 x D570mm
 High density fully shaped sponge
 Inner frame fabric
 Iron frame and solid wood
 Electroplated legs



MEET&CO.
DOME Series
 OE-MG-XXY-025A
 H740 x W750 x D790mm
 SH460mm
 High quality styling cotton
 Fabric inner frame
 Iron frame
 Stainless steel legs



MEET&CO.
DOME Series
 OE-MG-XXY-031A
 H790 x W820 x D730mm
 SH470mm
 High quality styling cotton
 Fabric inner frame
 Iron frame
 High density sponge
 Stainless steel legs

AVAILABLE Chair Colors



Accent Chairs



MEET&CO.
DOME Series
 OE-MG-XXY-031B
 H1020 x W820 x D730mm
 SH460mm
 Ordinary cotton fabric
 Iron frame
 Hollow round pins
 Matted finish
 Stainless steel legs



MEET&CO.
STRATUS Series
 OE-MG-XXY-021-B3
 H430 x W570 x D480mm
 Ordinary cotton
 Inner frame wooden board
 High density sponge
 Spray painted iron legs



MEET&CO.
POPPL E Series
 OE-MG-XXY-035A
 H750 x W550 x D570mm
 High quality resistant fabric
 High density styling sponge
 Steel sprayed frame



MEET&CO.
SOLEIL Series
 OE-MG-XXY-033A
 H770 x W770 x D650mm
 PU disposable styling sponge
 Inner iron frame + plywood
 High density sponge



MEET&CO.
JULES
 OE-MG-XXY-032
 H810 x W680 x D740mm
 SH450mm
 Iron frame
 High density sponge
 Matted finish cotton
 Spray painted iron legs



MEET&CO.
COVE
 OE-MG-XXY-021-B1
 H840 x W810 x D870mm
 Styling cotton
 Fabric
 Iron frame
 Spray coated iron legs



MEET&CO.
PIPER Series
 OE-MG-XXY-030B
 H740 x W510 x D580mm
 SH410mm
 High quality styling cotton
 Fabric inner frame
 Iron frame
 High density sponge
 Spray coated iron legs



MEET&CO.
VALLEY
 OE-MG-XXY-013
 H780 x W550 x D500mm
 High quality cotton
 Laminate cloth
 High density sponge
 Electroplated legs

AVAILABLE Chair Colors



Accent Chairs



MEET&CO.
OVERSEER
 OE-MG-XXY-015
 Painted tripod
 Backrest doll sponge
 Seat cushion, pure white cotton



MEET&CO.
CRUSH
 OE-MG-XXY-040
 H800 x W720 x D750mm
 Fabric seat
 Steel legs
 Matted finish
 High density sponge



MEET&CO.
LAGOM
 OE-MG-XXY-038
 H900 x W850 x D750mm
 High quality cotton
 Linen fabric
 High density styling sponge
 Steel sprayed frame



MEET&CO.
HARKIN Series
 OE-MG-XXY-005-1
 H740 x W610 x D660mm
 SH430mm
 Fabric seat
 Steel legs
 Inner iron frame
 High density shaped sponge
 Electroplated feet



MEET&CO.
HARKIN Series
 OE-MG-XXY-005-2
 H740 x W1200 x D660mm
 SH430mm
 Two seater
 Fabric seat
 Steel legs
 Inner iron frame
 High density shaped sponge
 Electroplated feet



MEET&CO.
ROSS LOUNGE NEW
 OE-ROSE-XXY-003-1S
 H920 x W800 x D900mm
 Soft fabric or PU leather
 Steel structure internal frame
 Molded foam
 High density
 High resilience & anti-piling
 Pure color & colorfast
 Black carbon steel foot frame

AVAILABLE Chair Colors



Accent Chairs



MEET&CO.
POPPL Series
OE-MG-XXY-035C
 H780 x W560 x D560mm
 Cotton + linen fabric
 High quality sponge
 Aluminum alloy tripod base



MEET&CO.
TWITTEN Series
OE-MG-XXY-028A
 H820 x W560 x D550mm
 SH440mm
 High quality styling cotton
 Fabric inner frame
 Iron frame
 Aluminum alloy chassis
 Aluminum alloy feet




MEET&CO.
MILES NEW
OE-MG-XXY-063-B
 H710 x W610 x D620mm
 Soft fabric
 Steel structure frame
 High resilience & anti-piling
 Pure color & colorfast
 Black coated iron legs



MEET&CO.
STRATUS Series
OE-MG-XXY-021-A3
 H430 x W570 x D480mm
 Ordinary cotton
 Wooden inner frame
 High density sponge
 Aluminum alloy bottom
 Aluminum alloy feet



MEET&CO.
SOLEIL Series
OE-MG-XXY-033B
 H850 x W650 x D650mm
 High quality styling cotton
 Inner iron frame + plywood
 High density sponge
 High quality alloy tripod base



MEET&CO.
DUNE Series
OE-MG-XXY-034A
 H780 x W520 x D580mm
 High quality styling cotton
 Inner iron frame + plywood
 High density sponge
 High quality alloy tripod base



MEET&CO.
DUNE Series
OE-MG-XXY-034B
 H740 x W410 x D480mm
 Cotton + linen fabric
 Bent plate
 Aluminum alloy spray
 High quality sponge
 Alloy tripod base



MEET&CO.
BLANC
OE-MG-XXY-014-2
 H1030 x W750 x D790mm
 Fabric seat
 Steel legs
 Laminate cloth
 Electroplated legs
 Alloy tripod feet

AVAILABLE Chair Colors



Accent Chairs



MEET&CO.
MYCROFT
OE-MG-XXY-023
 H1340 x W780 x D700mm
 SH460mm
 High density styling cotton
 Fabric inner frame
 Iron frame
 Aluminum alloy chassis
 Aluminum alloy feet



MEET&CO.
SHELBY
OE-MG-XXY-021-A1
 H840 x W810 x D870mm
 Fabric seat
 Steel legs
 High density sponge
 Electroplated legs
 Aluminum alloy feet



MEET&CO.
DOME Series
OE-MG-XXY-025B
 H840 x W550 x D730mm
 SH460mm
 High quality styling cotton
 Fabric inner frame
 Iron frame
 Aluminum alloy chassis
 Aluminum alloy feet



MEET&CO.
TWITTEN Series
OE-MG-XXY-028B
 H820 x W560 x D550mm
 SH440mm
 High quality styling cotton
 Fabric inner frame
 Iron frame
 Aluminum alloy chassis
 Aluminum alloy feet



MEET&CO.
PHILO
OE-MG-XXY-047
 H780 x W800 x D800mm
 High quality styling cotton
 High density sponge
 Polish aluminum alloy feet



MEET&CO.
PELE
OE-MG-XXY-009-RB
 H790 x W730 x D690mm
 SH470mm
 Fabric seat
 Steel legs
 Matted finish
 Fixed aluminum 4-star feet
 High density sponge
 Styling cotton lining fabric



MEET&CO.
PIPER Series
OE-MG-XXY-030A
 H710 x W510 x D550mm
 SH360mm
 High quality styling cotton
 Fabric inner frame
 Iron frame
 Spray coated iron legs



MEET&CO.
MONICA Series
OE-MG-XXY-024B
 H820 x W560 x D550mm
 Shaped cotton seat cushion
 High density sponge
 Matted finish
 Aluminum alloy chassis
 Aluminum alloy feet



Accent Chairs



MEET&CO.
MONICA Series
OE-MG-XXY-024A
 H1150 x W660 x D700mm
 Shaped cotton seat cushion
 High density sponge
 Matted finish
 Aluminum alloy chassis
 Aluminum alloy feet



MEET&CO.
MONICA Series
OE-MG-XXY-024D
 H740 x W780 x D720mm
 SH460mm
 High quality styling cotton
 Fabric inner frame
 Iron frame
 With foot nails



MEET&CO.
ENOLA
OE-MG-XXY-036
 H720 x W850 x D700mm
 Quality cotton
 Linen fabric
 High density sponge
 High elastic fabric
 Solid wood frame



MEET&CO.
MELON DRIFT
OE-MG-XXY-044
 H430 x Dia. 420mm
 High quality fabric
 High density styling sponge
 Solid wood frame

AVAILABLE Chair Colors



Showcase your style and add a pop of personality that will elevate your space. Make your room more interesting, unique and colorful. Accent chairs create comforting corners that makes all the difference.


























Ottoman Chairs

MEET&CO.

TEDDY Series

Solid wood frame
High density sponge
High quality tensile
Fabric seat

OTTOMAN Colors

				
D. Green 45B-444R	Pink 45B-441R	A. Pink 45B-448R	L. Blue 45B-461R	Purple 45B-459R
				
K. Green 45B-446R	A. Green 45B-451R	D. Green 45B-460R	Coffee 45B-452R	L. Brown 45B-458R
				
L. Green 45B-442R	LS Green 45B-443R	B. Gray 45B-457R	L. Gray 45B-453R	Red 45B-447R
				
G. Beige 45B-465R	L. Khaki 45B-464R	M. Gray 45B-454R	D. Gray 45B-455R	Blue 45B-445R
				
Yellow 45B-450R	Brown 45B-449R	C. Brown 45B-463R	T. Black 45B-462R	Black 45B-456R



OE-TSF-A01-1S
H400 x W900 x D600mm



OE-TSF-A01-2S
H400 x W1200 x D600mm



OE-TSF-B01-1S
H400 x W900 x D900mm



OE-TSF-B01-2S
H440 x W1200 x D900mm



OE-TSF-C01-1S
H400 x W1200 x D900mm



OE-TSF-C01-2S
H400 x W1600 x D900mm



OE-TSF-D01
H470 x W900 x D900mm



OE-TSF-E01
H470 x W900 x D480mm



OE-TSF-E02
H470 x W900 x D480mm



OE-TSF-F01-1S
H680 x W900 x D300mm



OE-TSF-F01-2S
H680 x W1200 x D300mm



OE-TSF-G01
H250 x W1200 x D300mm



OE-TSF-H01-1
H450 x W480 x D480mm



OE-TSF-H02-2
H450 x W570 x D570mm



OE-TSF-H02-1
H400 x W800 x D800mm

Ottoman Chairs

MEET&CO.

TEDDY Series

Solid wood frame
High density sponge
High quality tensile
Fabric seat



OE-TSF-H02-2
H450 x W800 x D800mm



OE-TSF-H03-1
H360 x W1300 x D1300mm



OE-TSF-H03-2
H450 x W1300 x D1300mm

MEET&CO.

PRISM BLOOM Series

Solid wood frame
High density shaping sponge
High quality tensile
Fabric seat
Wear resistant



OE-MG-LS-016-80-40
H440 x W800 x D400mm



OE-MG-LS-016-120-60
H440 x W1200 x D600mm



OE-MG-LS-016-80-80
H440 x W800 x D800mm

OTTOMAN Colors

D. Green 45B-444R	Pink 45B-441R	A. Pink 45B-448R	L. Blue 45B-461R	Purple 45B-459R
K. Green 45B-446R	A. Green 45B-451R	D. Green 45B-460R	Coffee 45B-452R	L. Brown 45B-458R
L. Green 45B-442R	LS Green 45B-443R	B. Gray 45B-457R	L. Gray 45B-453R	Red 45B-447R
G. Beige 45B-465R	L. Khaki 45B-464R	M. Gray 45B-454R	D. Gray 45B-455R	Blue 45B-445R
Yellow 45B-450R	Brown 45B-449R	C. Brown 45B-463R	T. Black 45B-462R	Black 45B-456R



OE-MG-LS-016-130-130
H360 x W1300 x D1300mm



OE-MG-LS-016-45-45
H450 x W450 x D450mm



OE-MG-LS-016-57-57
H450 x W570 x D570mm



OE-MG-LS-016-120-60
H440 x W1200 x D600mm

Ottoman Chairs

MEET&CO.

OTTO TOWER Series

Solid wood frame
High density elastic sponge
Resistant fabric seat



OE-MG-LS-016-46
H440 x Dia. 460mm



OE-MG-LS-016-60
H300 x Dia. 600mm

MEET&CO.

PEAR POUF Series

High density shaping sponge
High quality tensile
Fabric seat
Wear resistant



OE-MG-LS-053A
H400 x Dia. 650mm



OE-MG-LS-053B
H400 x Dia. 550mm

MEET&CO.

ASHORE Series

Solid wood frame
High density elastic sponge
High quality tensile
Resistant fabric seat



OE-MG-LS-045-66
H450 x W660 x D500mm



OE-MG-LS-045-120
H450 x W1200 x D600mm



OE-MG-LS-045-195
H450 x W1950 x D860mm

MEET&CO.

MARIO



OE-MG-LS-017-46-46
H440 x W460 x D460mm

OTTOMAN Colors

D. Green 45B-444R	Pink 45B-441R	A. Pink 45B-448R	L. Blue 45B-461R	Purple 45B-459R	L. Green 45B-442R	LS Green 45B-443R	B. Gray 45B-457R	L. Gray 45B-453R	Red 45B-447R	Yellow 45B-450R
Brown 45B-449R	C. Brown 45B-463R	K. Green 45B-446R	A. Green 45B-451R	D. Green 45B-460R	Coffee 45B-452R	L. Brown 45B-458R	G. Beige 45B-465R	L. Khaki 45B-464R	M. Gray 45B-454R	D. Gray 45B-455R
Blue 45B-445R	T. Black 45B-462R	Black 45B-456R								

Modern Sofa + Lounge



MEET&CO.
MONROE Series

PU leather cover
Solid wood inner frame
High density foam
Stainless steel leg

Single seat
OE-MG-MS-066-1S-PU
H700 x W880 x D730mm

Two seater
OE-MG-MS-066-2S-PU
H700 x W1450 x D730mm

Three seater
OE-MG-MS-066-3S-PU
H700 x W1990 x D730mm



MEET&CO.
HAZEL Series

PU leather cover
Solid wood inner frame
High density foam
Stainless steel leg

Single seat
OE-MG-MS-006-1S-PU
H780 x W780 x D760mm

Two seater
OE-MG-MS-006-2S-PU
H780 x W1360 x D760mm

Three seater
OE-MG-MS-006-3S-PU
H780 x W1860 x D760mm



MEET&CO.
DEXTER Series

PU leather cover
Solid wood inner frame
High density foam
Stainless steel leg

Single seat
OE-MG-MS-065-1S-PU
H830 x W830 x D840mm

Two seater
OE-MG-MS-065-2S-PU
H830 x W1380 x D840mm

Three seater
OE-MG-MS-065-3S-PU
H830 x W1830 x D840mm



MEET&CO.
OLIVER Series

PU leather cover
Solid wood inner frame
High density foam
Stainless steel leg

Single corner seat
OE-MG-MS-012-LR-PU
H700 x W720 x D720mm

Single middle seat
OE-MG-MS-012-M-PU
H700 x W720 x D720mm

Footrest seat
OE-MG-MS-012-JT-PU
H450 x W700 x D700mm

AVAILABLE Chair Colors



Modern Sofa + Lounge



MEET&CO.
DANTE Series

PU leather cover
Solid wood inner frame
High density foam
Stainless steel leg

Single seat
OE-MG-MS-054-1S-PU
H850 x W1080 x D830mm

Two seater
OE-MG-MS-054-2S-PU
H1620 x W1080 x D830mm

Three seater
OE-MG-MS-054-3S-PU
H2060 x W1080 x D830mm



MEET&CO.
SERENITY Series

PU leather cover
Solid wood inner frame
High density foam
Stainless steel leg
With pillow

Single seat
OE-MG-MS-069-1S-PU
H750 x W960 x D890mm

Two seater
OE-MG-MS-069-2S-PU
Standard

Three seater
OE-MG-MS-069-3S-PU
H750 x W2120 x D890mm



MEET&CO.
AUDREY Series

PU leather cover
Solid wood inner frame
High density foam
Metal black power coated frame

Single seat
OE-MG-MS-013-1S-PU
H830 x W780 x D800mm

Three seater
OE-MG-MS-013-3S-PU
H830 x W1760 x D800mm



MEET&CO.
PRUDENCE Series

PU leather cover
Solid wood inner frame
High density foam
Metal black power coated frame

Single seat
OE-MG-MS-059-1S-PU
H830 x W780 x D800mm

Three seater
OE-MG-MS-059-3S-PU
H830 x W1760 x D800mm

AVAILABLE Chair Colors



Modern Sofa + Lounge



MEET&CO.
ALBERTO Series

PU leather cover
Solid wood inner frame
High density foam
Metal black power coated frame

Single seat
OE-MG-MS-011-1S-PU
H880 x W980 x D800mm

Three seater
OE-MG-MS-011-3S-PU
H880 x W1980 x D800mm




MEET&CO.
HARRIET Series

PU leather cover
Solid wood inner frame
High density foam
Metal black power coated frame

Single seat
OE-MG-MS-077-1S-PU
H800 x W940 x D760mm

Three seater
OE-MG-MS-077-3S-PU
H800 x W1940 x D760mm



MEET&CO.
COLIN Series

PU leather cover
Solid wood inner frame
High density foam
Metal black power coated frame

Single seat
OE-MG-MS-052-1S-FZP
H810 x W850 x D790mm

Two seater
OE-MG-MS-052-2S-PU
H790 x W1500 x D800mm

Three seater
OE-MG-MS-052-3S-FZP
H810 x W1930 x D790mm



MEET&CO.
PENELOPE Series

PU leather cover
Solid wood inner frame
High density foam
Metal black power coated frame

Single seat
OE-MG-MS-060-1
H1030 x W860 x D800mm

Footrest seat
OE-MG-MS-060-JT
H410 x W590 x D490mm

AVAILABLE Chair Colors



Modern Sofa + Lounge



MEET&CO.

GATSBY Series

PU leather cover
Solid wood inner frame
High density foam
Metal black power coated frame

Single seat

OE-MG-MS-071-1S-PU
H750 x W960 x D890mm

Two seater

OE-MG-MS-071-2S-PU
H750 x W1530 x D830mm

Three seater

OE-MG-MS-071-3S-PU
H750 x W2120 x D890mm



MEET&CO.

SOLARIS Series

PU leather cover
Solid wood inner frame
High density foam
Metal black power coated frame

Single seat

OE-MG-MS-068-1S-PU
H770 x W820 x D830mm

Two seater

OE-MG-MS-068-2S-PU
H770 x W1420 x D830mm

Three seater

OE-MG-MS-068-3S-PU
H770 x W2080 x D830mm

MEET&CO.

ROSE Series

PU leather cover
Solid wood inner frame
High density & rebound sponge
With a layer of silk cotton



Footrest seat

OE-RSF-012-P-FZP
H420 x W750 x D880mm



Single seat

OE-RSF-012-1S-FZP
H760 x W1160 x D880mm



Right corner seat

OE-RSF-012-R-FZP
H420 x W750 x D880mm

Left corner seat

OE-RSF-012-L-FZP
H420 x W750 x D880mm

Middle seat

OE-RSF-012-M-FZP
H740 x W950 x D880mm

AVAILABLE Chair Colors



Modern Sofa + Lounge

MEET&CO.

DAISY Series

PU leather cover
Black sand painted rack
High density elastic sponge
Solid wood inner frame
Moveable seat & backrest bag



Single seat
OE-RSF-003-1S-PU
H810 x W690 x D810mm



Two seater
OE-RSF-003-2S-PU
H810 x W1260 x D810mm

Three seater
OE-RSF-003-3S-PU
H810 x W1820 x D810mm

MEET&CO.

IRIS Series

PU leather cover
Black sand painted rack
High density elastic sponge
Solid wood inner frame
Moveable seat & backrest bag



Single seat
OE-RSF-004-1S-PU
H860 x W730 x D880mm



Two seater
OE-RSF-004-2S-PU
H860 x W1390 x D880mm

Three seater
OE-RSF-004-3S-PU
H860 x W2050 x D880mm

MEET&CO.

AMARA Series

PU leather cover
Black painted feet
High elastic seat
High density sponge
Solid wood inner frame



Single seat
OE-RSF-008-1S-PU
H770 x W1010 x D860mm



Two seater
OE-RSF-008-2S-PU
H770 x W1550 x D850mm

Three seater
OE-RSF-008-3S-PU
H770 x W2180 x D850mm

AVAILABLE Chair Colors



Modern Sofa + Lounge

MEET&CO.

EIDER Series



Sofa stool

OE-ESF-B01

H400 x W600 x D600mm



Sofa stool

OE-ESF-C01

H420 x W600 x D600mm



Three seater

OE-ESF-C02

H900 x W1800 x D800mm



Single seat

OE-ESF-E01

H790 x W990 x D830mm



Double seat

OE-ESF-E02

H790 x W1540 x D830mm



Three seater

OE-ESF-E03

H790 x W2060 x D830mm



Single seat

OE-ESF-D01

H870 x W980 x D850mm



Double seat

OE-ESF-D02

H870 x W1400 x D850mm



Three seater

OE-ESF-D03

H870 x W2100 x D850mm



Three seater

OE-ESF-B02

H700 x W1800 x D770mm



Three seater

OE-ESF-A01

H1000 x W3600 x D1800mm



Sofa with chaise lounge

OE-ESF-F01

Sofa: H820 x W1600 x D940mm

Chaise: H820 x W1650 x D930mm

Modular Sofa

MEET&CO.

BONNY Series



Single seat
OE-BSF-A01-1S
H400 x W700 x D620mm



Two seater
OE-BSF-A01-2S
H400 x W1400 x D620mm



Three seater
OE-BSF-A01-3S
H400 x W1800 x D640mm



Single curve seat
OE-BSF-E01-A
H400 x W1000 x D620mm



Single seat
OE-BSF-B01-1S
H700 x W900 x D780mm



Single seat
OE-BSF-D01-1S
H700 x W700 x D780mm



Two seater
OE-BSF-D01-2S
H700 x W1350 x D780mm



Three seater
OE-BSF-D01-3S
H700 x W1800 x D780mm



Single corner seat
OE-BSF-C01-1S-R
H700 x W800 x D780mm



Two seater
OE-BSF-C01-2S-R
H700 x W1500 x D780mm



Single seat
OE-BSF-C01-1S-L
H700 x W800 x D780mm



Single curve seat
OE-BSF-E01-B
H700 x W1100 x D780mm



Two seater
OE-BSF-C01-2S-L
H700 x W1500 x D780mm



Two seater
OE-BSF-B01-2S
H700 x W1600 x D780mm



Three seater
OE-BSF-B01-3S
H700 x W2100 x D780mm

Modular Sofa

MEET&CO.

MANDIS Series



Single seat

OE-MSF-A01-1S-FZP

H420 x W700 x D700mm



Two seater

OE-MSF-A01-2S-FZP

H420 x W1400 x D700mm



Three seater

OE-MSF-A01-3S-FZP

H420 x W2100 x D700mm



Single seat

MSF-B01-1S-FZP

H700 x W1150 x D880mm



Two seater

OE-MSF-B01-2S-FZP

H700 x W1500 x D880mm



Three seater

OE-MSF-B01-3S-FZP

H700 x W2200 x D880mm



Single corner seat

OE-MSF-C01-1S-R -FZP

H700 x W750 x D880mm



Single corner seat

OE-MSF-C01-1S-L-FZP

H700 x W750 x D880mm



Two seater corner

OE-MSF-C01-2S-R-FZP


H700 x W1450 x D880mm



Two seater corner

OE-MSF-C01-2S-L-FZP

H700 x W1450 x D880mm



Three seater corner

OE-MSF-C03-3S-R-FZP

H700 x W2150 x D880mm



Three seater corner

OE-MSF-C03-3S-L-FZP

H700 x W2150 x D880mm

Modular Sofa

MEET&CO.

MANDIS Series



Two seater corner
OE-MSF-D01-2S-R-FZP
H700 x W750 x D1600mm



Two seater corner
OE-MSF-D01-2S-L-FZP
H700 x W750 x D1600mm



Three seater corner
OE-MSF-D01-3S-R-FZP
H700 x W750 x D2300mm



Three seater corner
OE-MSF-D01-3S-L-FZP
H700 x W750 x D2300mm

Product Specification

BONNY Series

Solid wood frame
High density shaping sponge
Fabric cover
Powder coating metal base

EIDER Series

Solid wood frame
High density sponge
Fabric cover
Wooden feet

MANDIS Series

Faux leather
High density, ultra soft sponge
Ultra-high resilience sponge
Iron sprayed tripod

BONNY & EIDER SERIES Colors



MANDIS SERIES Colors



Modular Sofa

MEET&CO.



MANDIS Series



BONNY Series



TEDDY Series

Refresh your office fast and easy through modular sofa with endless configurations, challenging your creativity to transform your space piece by piece.

A fun sofa collection that can optimize the space efficiently and offers longevity for it does not require complete replacement when needed.



EIDER Series

Carpet & LVT Flooring


Office Essentials offers a wide range of flooring patterns designed to refresh and elevate any office space. Whether you're aiming for a bold statement or a clean, professional look, we provide carpet and LVT that transform your office into a more inviting and inspiring environment.




GALLERY Series



GL 904



GL 905



GL 910



GL 913




GL 914




GL 915




GL 920



GL 921



GL 922




GL 923




GL 925



GL 926



GL 932




GL 933



GL 934




GL 935




GL 936




GL 937




GL 941




GL 942




GL 943



GL 944




GL 945



GL 946



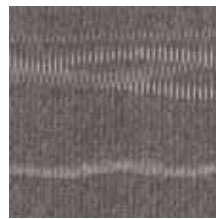
GL 947



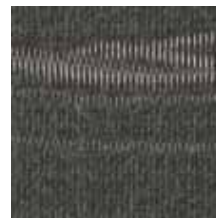
GL 948



GL 949



GL 951



GL 952



GL 953



GL 954



GL 955



GL 956



GL 957



GL 971




GL 972


GALLERY Series




GL 973



GL 974



GL 975



GL 976

MAXIMA SIGNATURE Series



MX 095



MX 816



MX 834



MX 849



MX 853



MX 854




MX 855




MX 871

SPACE Series




SP 505




SP 507



SP 508



SP 522



SP 526




SP 601




SP 603




SP 604



SP 605




SP 701




SP 702


SPACE-Q Series




SQ 206




SQ 208



SQ 212




SQ 222



SQ 226


TRENDY Series



TR 101



TR 103



TR 104



TR 107



TR 108



TR 109




TR 110



TR 112




TR 121




TR 122

MONO Series NEW




MN 251



MN 252



MN 253



MN 254



MN 255




MN 256

SKETCH Series NEW



SK 751



SK 752



SK 753



SK 754


Tile Carpet | Polypropylene



BASIC Series



BA 102



BA 103



BA 104



BA 146



BA 151



BA 201



BA 202



BA 203

BUILDERS Series




BS 301



BS 303



BS 305



BS 309



BS 312



BS 315



BS 333



BS 335




BS 337



BS 340



BS 341



BS 346



BS 951



BS 952



BS 953



BS 956



BS 957



BS 958

CITY Series




CT 711



CT 712



CT 713



CT 715



CT 716



CT 717

FASHION Series



FS 301




FS 303




FS 304




FS 309



FS 314



FS 325




FS 326



FS 328



FS 329



FS 330




FS 331



FS 332




FS 334



FS 335



FS 339



FS 340




FS 341




FS 342



FS 343



FS 344



FS 373



FS 374



FS 375




FS 376

Tile Carpet | Polypropylene



FASHION Series




FS 377



FS 382



FS 383



FS 391



FS 392



FS 393



FS 394



FS 395



FS 396



FS 397



FS 398

MAJOR Series



MJ 801



MJ 803



MJ 804



MJ 809



MJ 810



MJ 811



MJ 816




MJ 817

Plank Carpet


GALLERY PLANK Series



GP 671



GP 672




GP 673

FASHION PLANK Series



FP 401



FP 402



FP 403



FP 411



FP 412



FP 413



FP 414



FP 415



FP 416



FP 441



FP 442



GALLERY
GP 671 | GP 672 | GP 673

H-FRIEZE Series



HF 025



HF 026



HF 032



HF 077

MEMPHIS Series



ME 1305



ME 1615



ME 1616



ME 1621



ME 1622



ME 1623



ME 1624




ME 1625

ROYAL FRIEZE Series



RF 050



RF 054



RF 055



RF 062



RF 253

ROYAL-Q SIGNATURE Series




RQ 005




RQ 014



RQ 016



RQ 026



RQ 027



RQ 032

ROYAL-Q SIGNATURE Series




RQ 034



RQ 049



RQ 054



RQ 055



RQ 068



RQ 071




RQ 075




RQ 077



RQ 079



RQ 252



RQ 308



RQ 309



RQ 310


TOPAZ Series



TP 1102



TP 1142



TP 1162



TP 1505



TP 1531



TP 1541



TP 1542



TP 1543



TP 1544

Roll Carpet | Polypropylene



ARES Series



AR 501




AR 502



AR 503



AR 508



AR 511



AR 515



AR 516



AR 540



AR 551



AR 581



AR 553




AR 601


FOCUS Series



FO 3305



FO 3333




FO 3340




FO 3346



FO 3351



FO 3802



FO 3803



FO 3804




FO 3806



FO 3807



FO 3808



FO 3815



FO 3816



FO 3817

Roll Carpet | Polypropylene

FRIEZE-C Series



FC 201



FC 202



FC 203



FC 204



FC 205




FC 206




FC 207




FC 208



FC 209



FC 210




FC 211



FC 212

GEMINI Series




GM 101



GM 102



GM 104



GM 105



GM 555

PICASSO Series



PS 3701



PS 3703



PS 3705



PS 3711



PS 3713



PS 3715



PS 3716



PS H01

Roll Carpet | Polypropylene



MAGIC LOOP Series



ML 2703



ML 2704



ML 2705



ML 2706



ML 2716



ML 2901




ML 3004



ML 3005




ML 3010



ML 3011



ML 3012




ML 3013



ML 3014




ML 3222




ML 3330



ML 3871



ML 3872



ML 3873



MAGIC LOOP
ML 3330


Carpet Flooring




SKETCH
SK 753 | SK 754



FASHION
FS 304



MEMPHIS
ME 1305



TOPAZ
TP 1542

Tile & Plank Carpet Specification

		TILE CARPET: NYLON							
	Test Method	TRENDY	SPACE	SPACE-Q	GALLERY	SKETCH	MONO	MAXIMA SIG.	
Face Fiber		Nylon BCF Square Hollow Type 100%							Nylon BCF (Kayan-T) 100%
Construction & Type		Textured Loop	Multi-Level Loop	Level Loop	Pattern Loop	Pattern Loop	Level Loop	Frieze Cut	
Dye Method		Solution Dyed							
Thickness		7.0mm (± 0.5mm)	7.0mm (± 0.5mm)	6.3mm (± 0.5mm)	7.0mm (± 0.5mm)	6.5mm (± 0.5mm)	6.3mm (± 0.5mm)	8.0mm (± 0.5mm)	
Size		500mm x 500mm							
Backing Structure		PVC + Glass Fiber + PVC							
Flammability	ASTM D 2859	PASS							
	KS K 2618	Carbonization length ≤ 10cm. After flame time ≤ 20 sec.							
Smoke Density	ASTM E 662	≤ 400Ds							
Colorfastness to Light	KS K 2618	Rating 4 or Higher							
Colorfastness to Crocking	KS K 2618	Rating 4 or Higher							
Electrostatic Propensity	KS K 2618	≤ 2.0kV							
Dimensional Stability	KS K 2618	≤ 0.1%							

		TILE CARPET: POLYPROPYLENE					PLANK CARPET	
	Test Method	FASHION	MAJOR	BUILDERS	BASIC	CITY	GALLERY	FASHION
Face Fiber		Polypropylene BCF (Proyan) 100%					Nylon BCF Square Hollow Type 100%	Polypropylene BCF (Proyan) 100%
Construction & Type		Pattern Loop	Textured Loop	Level Loop	Level Loop	Pattern Loop	Pattern Loop	Pattern Loop
Dye Method		Solution Dyed						
Thickness		7.0mm (± 0.5mm)	6.5mm (± 0.5mm)	6.0mm (± 0.5mm)	5.7mm (± 0.5mm)	6.0mm (± 0.5mm)	7.0mm (± 0.5mm)	6.5mm (± 0.5mm)
Size		500mm x 500mm					250mm x 1000mm	
Backing Structure		PVC + Glass Fiber + PVC						
Flammability	ASTM D 2859	PASS						
	KS K 2618	Carbonization length ≤ 10cm. After flame time ≤ 20 sec.						
Smoke Density	ASTM E 662	≤ 400Ds						
Colorfastness to Light	KS K 2618	Rating 4 or Higher						
Colorfastness to Crocking	KS K 2618	Rating 4 or Higher						
Electrostatic Propensity	KS K 2618	≤ 2.0kV						
Dimensional Stability	KS K 2618	≤ 0.1%						



Roll Carpet Specification

		ROLL CARPET: NYLON				
	Test Method	TOPAZ	MEMPHIS	ROYAL-Q SIGNATURE	ROYAL FRIEZE	H-FRIEZE
Face Fiber		Nylon BCF (Kayan-T) 100%				
Construction & Type		Pattern Loop	Pattern Cut / Loop	Cut	Frieze Cut	Frieze Cut
Dye Method		Solution Dyed				
Thickness		8.5~9.0mm (± 0.5mm)	8.5~9.0mm (± 0.5mm)	9.0mm (± 0.5mm)	9.0mm (± 0.5mm)	14.0mm (± 0.5mm)
Gauge		1 / 10				
Primary Backing		Woven Polypropylene				
Secondary Backing		Jute or Action Bac				
Flammability	ASTM D 2859	PASS				
	KS K 2621	Carbonization length ≤ 10cm. After flame time ≤ 20 sec.				
Smoke Density	ASTM E 662	≤ 400Ds				
Colorfastness to Light	AATCC 16 Option E	Rating 4 or Higher				
Colorfastness to Crocking	AATC 165	Rating 4 or Higher				
Electrostatic Propensity	AATC 134	≤ 3.5kV				
	KSK ISO 6356	≤ 2.0kV				

		ROLL CARPET: POLYPROPYLENE					
	Test Method	FOCUS	GEMINI	ARES	PICASSO	MAGIC LOOP	FRIEZE-C
Face Fiber		Nylon BCF (Kayan-T) 100%					
Construction & Type		Level Loop	Pattern Loop	3-Color Mixed Cut	Pattern Cut	Pattern Loop (Cut & Loop)	Frieze Cut
Dye Method		Solution Dyed					
Thickness		6.0mm (± 0.5mm)	6.5mm (± 0.5mm)	8.0mm (± 0.5mm)	8.0mm (± 0.5mm)	7.0~8.5mm (± 0.5mm)	10.0mm (± 0.5mm)
Gauge		1 / 10					
Primary Backing		Woven Polypropylene					
Secondary Backing		Jute or Action Bac					
Flammability	ASTM D 2859	PASS					
	KS K 2621	Carbonization length ≤ 10cm. After flame time ≤ 20 sec.					
Smoke Density	ASTM E 662	≤ 400Ds					
Colorfastness to Light	AATCC 16 Option E	Rating 4 or Higher					
Colorfastness to Crocking	AATC 165	Rating 4 or Higher					
Electrostatic Propensity	AATC 134	≤ 3.5kV					
	KSK ISO 6356	≤ 2.0kV					



Luxury Vinyl Tile


WOOD PLANK Series



FWM 8013




FWM 8002



FWM 8304



FWM 8003



FWM 8303



FWM 8302



FWM 8312



FWM 8501



FWM 8311



FWM 8701

LVT Specification

Size	W180 x L920mm
Thickness	3.0

- ✓ 100% Virgin compound core layer with no heavy metals that maintains the quality.
- ✓ Eco-friendly made from green plasticizer.
- ✓ Resistance to pet scratches and pollution caused by excrement.
- ✓ Easy to maintain and clean with water.
- ✓ Excellent realistic surface emboss design.
- ✓ Non-slip safety.



Reception Counters

Reception Counters reflect your company's identity. We can customize yours to make it more impressive, professional, and most of all, unique.



Reception counter marks the first impression. It reflects the brand representation and optimizes the space in the reception area being the information hub in the office.







Enhancing its functionality includes integrated storage solutions, built-in sockets, cable management and privacy panel.

Customize a reception counter that can have powerful impact to visitors, considering its unique design, shape and materials.

A well-designed reception counter will reinforce a positive feedback.






Storage & Joineries

Storing made easy at work with OFFICE ESSENTIALS' storage units that provides security and has ability to be organized.





Cluttered workspaces can lead to a cluttered mind. Messy desk can cause anxiety, increased stress level and difficulty in concentration.

Storage and filing cabinets create a visually pleasing and organized environment that stimulates motivation, gives calm state of mind and presents a professional look.




Cabinets



Vertical File Cabinet

Regular Handle

H1080 x W462 x D620mm
2-4 Drawers



Vertical File Cabinet

S-Type Handle

H1080 x W462 x D620mm
2-4 Drawers



Card Filing Cabinet

H880 x W1180 x D400mm
28 Drawers



Shoes Rack

H1125 x W1085 x D317mm
24 Rooms



Lateral File Cabinet

Regular Handle

H1062 x W900 x D450mm
2-4 Drawers



Lateral File Cabinet

S-Type Handle

H1062 x W900 x D450mm
2-4 Drawers



Lateral File Cabinet

Swing Door Cabinet



Lateral File Cabinet

Sliding Door

H1062 x W900 x D450mm



Lateral File Cabinet

Glass Sliding

H1062 x W900 x D450mm



Lateral File Cabinet

Open Shelves

H1062 x W900 x D450mm



Document Storage

Glass sliding doors



Document Storage

Drawers + Shelves

Pantry Cabinet



Mobile Pedestals




Lockers



Window Shades and Blinds

Window Shades serves as decoration to your workplace and it also manages sunlight, provides additional weather proofing and endures privacy.





WOODEN BLINDS



DUO SHADES



VENETIAN BLINDS



VERTICAL BLINDS



ROLLER BLINDS



MOTORIZED BLINDS



Ultimind Corporation
Mandaluyong

 **OFFICE
ESSENTIALS** **Projects**

Our strong history of executed and successful installations has proven our commitment to be of service to our clients, providing quality and thoughtful furniture solutions.

ULTIMIND CORP.


Mandaluyong City




**Workstations & partitions, Executive tables, Conference table, Cabinets, Mobile peds*

TUV RHEINLAND

Makati City



**Carpet flooring*



**Workstations & partitions, Conference tables, Office chairs, Theater seats, Carpet flooring, Cabinets*

ALTERNERGY & AMICASSA

Makati City




**Privacy pods*

HOLCIM



Taguig City



**Office chairs, Carpet flooring*



*Meeting booth, Storage unit, Tables, Bar stools, Reception counter



**Carpet flooring, Office chairs, Ottoman, Bar stools*

TELKHA


Taguig City



**Executive table, Workstations & screen panels*

FOUNDEVER


Cebu City



**Meeting booth, Office chair, Sofa, Carpet flooring, Luxury vinyl tile*

AMTRADE

Alabang



**Workstations & partitions, Pantry cabinets, Tables, Mobile peds*

NHMFC

Makati City



**Workstations & partitions*



**Workstations & partitions, Reception counter, Executive tables, Office chairs, Storage units*

PICPA



Mandaluyong City



**Conference table, Office chairs*

YOURMEMBERSHIP

Cebu City



**Accent chairs, Leather sofa, Office chairs, Carpet flooring*

OCEANAGOLD

Makati City



**Height adjustable tables, Office chairs, Carpet flooring, Accent chairs, Meeting booth*

MANULIFE

Makati City



**Carpet flooring*

BIR OFFICE


Mandaluyong City



**Executive tables, Conference table*

TAGUIG CITY HALL

Taguig City



**Executive tables, Conference tables, Workstations, Leather chairs, Accent chairs, Theater chairs, Visitor's chairs, Pantry tables, Training tables, Cabinets*

Manufacturing Plant

Our own manufacturing plant in Bacoor, Cavite gives us great advantage in customization and flexible lead time. We examine the materials and specifications, ensuring the quality and any possible damages.



Delivery & Installation

We ensure a safe, fast and on-time delivery including seamless installation with our skilled team who have an adept knowledge in furniture installation.






Visit our showroom

Get an exclusive experience of our latest products, check out swatches, and discuss furniture solutions for your upcoming office project.

Open for walk-in and by appointment

- 📅 Mondays to Fridays
- 🕒 8:00am to 6:00pm
- 📍 G/F Prince Bldg. 117 Rada St., Legaspi Village, Makati City
- 📍 30F Makati Commerce Tower Gil Puyat Ave., Makati City



Prince Building



Makati Commerce Tower

Clientele



NHMFC
National Home Mortgage
Finance Corporation



BJMP
Bureau of Jail Management
and Penology



HLURB
Housing and Land Use
Regulatory Board



NBI
National Bureau of
Investigation



Taguig City Hall



**Dynamic Builders and
Construction Co. Inc.**



**BACOLOD-SILAY
INTERNATIONAL AIRPORT**



**Philippine
Red Cross**



MAERSK



AMTRADE



HEAD OFFICE + SHOWROOM

📍 G/F Prince Bldg. 117 Rada St.
Legaspi Village, Makati City

NEW SHOWROOM

📍 30F Makati Commerce Tower,
Gil Puyat Ave., Makati City

CONTACT US

✉ info@oefurniture.ph
☎ +63 917-129-7558

STAY UPDATED

🌐 officeessentials.ph

📘 Office Essentials

📷 @officeessentialsph

🌐 @officeessentialsph

🎵 @officeessentials_ph

