

moving the hobby forward

# MidlandBus *Kits*



# Magazine

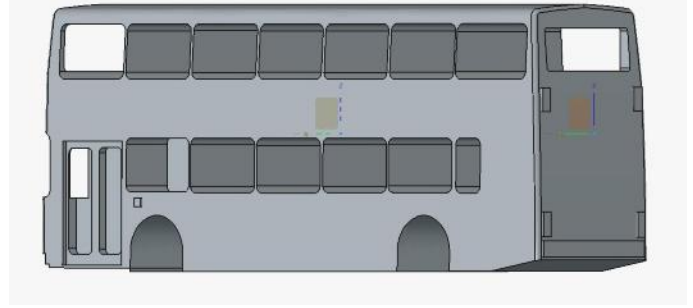
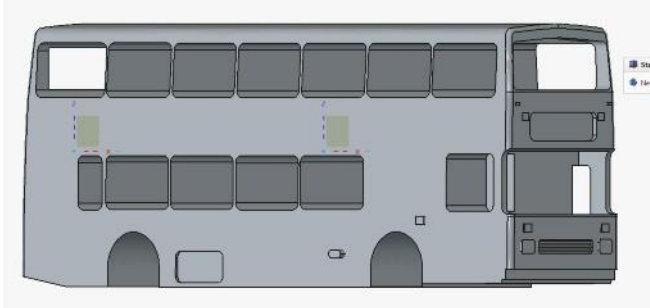
**JUNE 2026**

# The Miniature Bus Modellers' NEWSLETTER 55

## MOVING THE HOBBY FORWARD

**JUNE 2026**

June is here, let's hope we have longer warmer days, May wasn't the best. Anyway, I'm not here to talk about the weather. How was your modelling month? I hope it was productive? Me? I have been playing with my 3D printer and CAD. With the help of good friend Richard Hoults, I have got as far as cutting windows Out of the body shell. That man has the patience of a saint and I am grateful for his tutoring. So what have done? Well see for yourself.



I thought I would have a go at something easy, so I went for the Nottingham Scania N113, with East Lancs body. It's took a long time to get to this stage with lots of failed attempts by me. It was very frustrating at times, but I stuck at it and with Richards help and guidance, I am now at this stage. The next stage will be detailing.

All this was done in the free software called FreeCAD. I can't wait to get to the stage of actually printing my first model.

Currently in the printer at the moment is one half of the Nottingham Council house for my layout. I enjoyed scratchbuilding my original one, but I wanted more detail. So watch this space.



Here's the Nottingham Council House and dome. This was created just from 2 photos Which were tweaked in Chat GPT then uploaded into Tripo3DAi and Turned into a 3D printable model. It was to wide to print In one go, so it was cut in half in the software and printed in 2 parts. I am just printing the lions as I write this. It is 80 cm in height and 26 cm Wide. After the lions have been printed, I shall print the sides and roof.

Right I must crack on, this Newsletter won't produce itself. Enjoy. And so from the Friendly Bus Modellers. Daryl, Leon & David, ENJOY!

# 'ONE TEN BUS'

MODEL BUS KITS IN MINATURE



## NEW Optare Excel L1150 KIT

New to the 1/110 model kit range, is the MKI Optare Excel L1150. It has a 3d printed resin body shell, interior and road wheels, and the glazing is Printed. This scale of kit is ideal for those with limited space for a full size layout.

Nottingham's Enviro 400 MMC City is also Available in our kit range along with other Modeller's favourites. Single deckers are £30, double £35 and Postage is £5



Also new to the 1/110 model kit range, and displayed for the first time at the Midland Bus Kits Show was the Duple Dominant bus and coach version & Volvo City bus.

For more information, please visit our [website](#).



## Sunrise Models and Transfers

[Click here for Sunrise Catalogue](#)



### N Gauge - N'TASTIC



New releases for February 2026 are 2 buses. All new 1963-65 Bedford VAL / Duple Vega Major body (without roof quarter lights), other options may follow in years to come.

Alternative destination blinds option 1946-65 Bristol K Type High Roof (1/2 cab DD) - Triple Destination Boards

[VISIT OUR WEBSITE](#)



## Iwans Bus Bits

'Another model fixed by Iwan's Bus Bits'



3D Printed Spares  
We have found in our stock some 3D printed spares from many years ago. We only have one of each of these items. Mercedes Citaro mk1 bumper £3 Prices plus £2.10 standard or £3.10 tracked posting

Second Hand Spares For Sale



'Another model fixed by Iwan's Bus Bits'

Find us on Facebook

We have a wide range of spare parts for model buses and coaches, both brand new and second hand. Here is just a small selection. We have partnered with some of the best model bus producers to supply the very best parts to keep your model buses looking good as new. Visit my [website](#) [Facebook](#)




Here we have another selection of second hand spares, with more coming very soon.  
ALX400 engine £1, Plaxton President engine £1, Dart MPD engine cover £2, Enviro 400 rear bumper (painted) £3, ALX400 rear bumper £4  
MB Citaro side destination 50p, Enviro 400 engine cover £2, Plaxton President front bumper £4, Dart MPD OS mirror £2  
Prices are plus posting. £2.10 standard or £3.10 tracked

Please keep following our Facebook page and see our full spares range on our website [www.iwansbusbits.co.uk](http://www.iwansbusbits.co.uk) Thank you for your support. Iwan



## Barton Leyland Lion LT5 scale model bus - Preorder - Shipping from 01/07/26



We are pleased to announce that our Barton Leyland Lion LT5 bus model is now available to preorder, with orders being shipped from 1st July 2026.

We have two versions available: an early/open door version and a later closed door version. Alongside the door position, the two versions have a slight difference in the bonnet detailing, the front chassis details and the later version has a rear destination box on the roof that the early version does not.

The kit will include glazing, static wheels and for the first time extra detail on the underside of the interior piece showing the spare wheel, and chassis.

Transfers are not included in the kit, but we do have them available to purchase alongside the kit.

Both versions of the kit and all the transfers are available in O (1:43) 1:50, OO (1:76) and N (1:148). Kit prices N - £15, OO - £38, 1:50 £60, O - £70.

Three Peaks Models

Link to the bus kit: <https://threepeaksmodels.co.uk/products/leyland-lion-lt5-model-bus>

Link to the transfers: <https://threepeaksmodels.co.uk/products/waterslide-transfers-for-barton-leyland-lt5-model-bus>



# In Every Detail- Mark Budd



**EFE ECW Fleetline Conversion**  
Set of 12 opening windows  
and cab slider, £4.75

EW1



14mm Alexander sliders and hoppers for earlier Glasgow Atlanteans but fit many other buses including half cabs.  
Nearside and offside versions of sliders (6 of each)  
Set of 12, £3.50



EW2



EC1

ECW Olympian - sold individually to make up required set  
Single hopper, 35p Cab window, 90p

**OOC MCW Metrobus Mk1/2 (Glasgow spec)**  
set of 10 opening windows, door and cab slider, £5.75



MW1

MW2

Mk2 Metrobus front grilles. £2.50  
Sold as a pair - choose different upper design



MG2



MG4



MG3



MG5

A range of exquisite 1:76 scale model bus parts etched in Nickel Silver, designed to enhance existing models or add some fine detail to your builds. These parts are produced in small numbers so some orders may take a little while to deliver or be placed on pre-order. Many of these parts are extremely fine and you will require some skill to work with them. Many thanks for taking the time to look.



RW1

**Mirror Image / Sunrise**


Alexander R-Type



RW2

Window openers

Set of 10, £4. 12, £4.50



RW3



RW5

CMH Bowle Olympian (10)



RW4

Cab windows, 90p



RC1

RC2

RC3



PC

£1.10 Alexander PS



RG1

Early front grille, £1.75



RG2

Rear dome grille, 80p



RG3

80p/pair (Also suits AV Ailsa etc)



RG4

Large side intake, £1.75  
Also suits late Atlantean



L1



L2

**BMAC lights and signs**

Paint the lenses with coloured varnish for realistic finish

Big rear lights, 80p / pair



L3



L4



L5

Smaller lights,  
40p / pair



L7



L8




L9

PAYE sign/blank, 40p



L6



L10


Mirrors, 60p pair



M1



M2



M3



M4

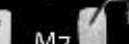
3.0mm



M5



M6



M7



M8

3.2mm



M9



M10



M11



M12

3.5mm



M13



M14

**EFE Alexander Y Type**

Front grilles, £1

Later lower conversion, £1.30  
(requires filing down the casting)



YG5

Side grille, 80p



YG6

Set of 6 window  
hoppers



YW1

also fits Atlantean/Fleetline, £1.75

Full width 4-leaf door, £2



YG1



YG2



YG3



YG4

**ABC Alexander Ailsa**

Set of 11 SBC style opening  
windows and 2 cab sliders, £3.75




AV1

Pair of side grilles for  
Glasgow AV1-3, £1.75



AG6

B10, 60p



with grille

**EFE Alexander Atlantean Conversion**

Set of 8 panoramic  
hoppers, £4



AW1

Set of 8 short panoramic sliders, £2

Also suits ABC Ailsa conversion



AW2

Cab windows 90p



AC1



AC2

Grilles 80p



AG1



AG2

(pair)

AG3



AG4



AG5

Fleetline bus

Abantean bonnet



B1, 60p

Nearside 2. Olympian front



B6, 60p



B2, 40p



B5, 40p



B3, 40p




B4, 60p



B7, 40p



B8, 40p



B9, 40p



B11, 40p



FG1, £1

Leyland  
low body pair



T1, 80p

Screenwash flap



F3, 20p

Rug light  
blank pair



F4, 50p

Rug light  
£1g pair



F5, 50p

Straight wiper, 35p each      Pantograph wipers, £1 / pair  
*fold the blade around behind the arm for cut and glide for SW effect.*

W1, W2R, W2L, W3, W4, W5, W6, W7, F2, 80p, F1, 80p

Please contact Mark directly [markbudd1276@gmail.com](mailto:markbudd1276@gmail.com)

# MARK HUGHES MODELS

23 Orchard Rise, Tibberton, GLOUCESTER GL19 3AT      [hmark.hughes@gmail.com](mailto:hmark.hughes@gmail.com)      CATALOGUE

# CITIBUS Models

**CITIBUS Models**

07788 106064  
[citibusmodelskits@outlook.com](mailto:citibusmodelskits@outlook.com)  
[www.citibusmodels.co.uk](http://www.citibusmodels.co.uk)

Models to treat yourself with



We also stock your modelling bits and pieces

**CITIBUS Models**

[www.facebook.com/citibusmodels](http://www.facebook.com/citibusmodels)

# Terry Blois Bus Drawings

Scaled bus drawings for the modeller  
 Terry Blois 4mm scale Bus and Coach Plans

For those who like to scratch build their own model buses, Terry Blois's website is a great addition to help with your model building. Each drawing is priced at £3.00 or 4 for £10 and postage is £2 per order. Payment options are cheque's you can use the ORDER CONTACT PAGE to get in touch with me to arrange a bank transfer or to pay via Paypal. [www.terrybloisbusdrawings.co.uk](http://www.terrybloisbusdrawings.co.uk)



## LITTLE BUS COMPANY

For all enquiries and pre-orders, please contact [karl@little-bus.com](mailto:karl@little-bus.com) Please send postal enquiries and kit orders to Little Bus Company 2 Brookside Cottages, Barlow, Dronfield, Derbyshire S18 7TB Tel. 01246 230468.

PARAGONKITS ETCHED DETAILING FRETS  
 Stainless steel except where stated.

PD 01: 1980-81 set and others. Includes 1980-81 set and others. Includes CTC VOW Adapter.

PD 02: Full set of 1981-82. Silver and black. Includes CTC VOW Adapter.

PD 03: Designed for CTC MCV. Includes CTC VOW Adapter.

PD 04: For CTC MCV. Includes CTC VOW Adapter.

PD 05: 2000-01 set and 2001-02 set. Includes CTC VOW Adapter.

PD 06: Assorted red and black. Includes CTC VOW Adapter.

PD 12: Includes CTC VOW Adapter.

PD 13: Includes CTC VOW Adapter.

PD 20: Includes CTC VOW Adapter.

PD 21: Includes CTC VOW Adapter.

Just a reminder that most of the etched detailing sets are still available and can be very useful for both kits and scratchbuilds, regardless of what they were designed for. enquiries to: [agoodwin206@mail.com](mailto:agoodwin206@mail.com) please



Models Kits & Accessories in 1:76 scale  
 A N Goodwin  
 206 St James' Park Road  
 NORTHAMPTON NN5 5EU

[agoodwin206@mail.com](mailto:agoodwin206@mail.com)  
 FIND US ON FACEBOOK



LK 10

Picture courtesy Dick Lindsay



### KIT REMINDER

Kit LK 10, the ex Lancer Dennis Javelin Paramount 3, has been re-issued twice in 'normal' resin. After a few enquiries I have been persuaded to ask if there is any interest in another re-run. Let me know on: [agoodwin206@mail.com](mailto:agoodwin206@mail.com) please. Pictures of a built kit courtesy of Dick Lindsay..

## T i N Y Bus & Coach Kits



T I N Y are pleased to announce the re-issue of kit TK53, the MK1 Seddon Midibus and the introduction of a new kit TK63, the MK2 version. The kits are £44 each plus £5 for up to three kits to UK postal addresses.


The pre-production samples of re-issued kit TK52B, the Bristol SC bus in upgraded CAD/3D form, replacing the obsolete multi part old fashioned white metal version, are due with the Ribble Marshall bodied Bristol RESL.

- 1 - TK53 Lothian    2 - TK53 Strathclyde    3 - TK53 Eastbourne    4 - TK53 South Yorkshire Transport ex Doncaster    5 - TK63



For more information, please email [tinybuskits@gmail.com](mailto:tinybuskits@gmail.com)



1, Almex A and Setright ticket machines. Ticket machines (pack of 5) - £2.00 plus, £1.50 p&p Fare vaults (pack of 5) - £3.50 plus £1.50 p&p

Engine cover upgrade for EFE Leyland Nationals. Detailed resin printed part including panel lines, slanted number plate recess and lamp. As shown in photo this is only the engine cover and the original EFE lights are retained. Priced - £2.00 plus £1.50 P&P please **CONTACT ME**

## Scratch building services & kit sales



FOR A £25 NON-REFUNDABLE DEPOSIT AND FINAL PAYMENT ON COMPLETION, I AM OFFERING A SCRATCHBUILDING SERVICE. SO IF YOU HAVE A BUS OR COACH YOU WOULD LIKE ME TO SCRATCHBUILD FOR YOU, PLEASE GET IN TOUCH - [paul.g13@outlook.com](mailto:paul.g13@outlook.com)

New kit release details VAM/1 Bedford VAM Duple Viceroy C45F. Available July. E/1 Volvo B11R Plaxton Elite I C59Ft. Available August C/6b Volvo B11R Jonckheere JHV2 12.6m C53Ft = this kit is a completely new master. Available September. [paul.g13@outlook.com](mailto:paul.g13@outlook.com) [www.psgmodels.com](http://www.psgmodels.com)

ALSO POP OVER TO MY [WEBSITE](#) AND BROWSE ALL THE KITS FOR SALE AS WELL AS WATCH MY TUTORIAL VIDEOS AND SUBSCRIBE TO MY NEWSLETTER AND RECEIVE 10% OFF YOUR FIRST ORDER

## Paul Ellender kits



For information, available for pre-order are kits NK18 and NK19. MCV / Volvo BZL single deckers. NK18 being the 10.8 metre and NK19 the 12.1 metre version. Enquiries to my e mail address only. [pellender90@gmail.com](mailto:pellender90@gmail.com). (Sorry, orders by Facebook not accepted). Thank you.



For information : my next kit is the 10.8 metre ADL E200MMC. The kit is single door but all kits will be provided with a centre door option for those wishing to change it. Moulded front and a new moulded rear screen provided. Cast in high quality cream resin with white metal wheels, printed glazing, etched brass wipers and etched brass mirrors. Cast camera mirrors included in the kit for those who want those. Free driver with every kit. Enquiries etc. to [pellender90@gmail.com](mailto:pellender90@gmail.com). (No orders by Facebook - thanks).

## Painting figures service

If anyone actually builds from kits or dismantles existing models for rebuild, you might like a driver in the cab. If so and need them painted to a specific uniform colour then please contact [Sue Matthews](#). Here are some of her available figures.

They are all available as follows:- Male/Female with or with out caps, different driver positions and one in situ in a model in production. You'd be surprised at price as well. Great addition to your collection or a selling point!



Simply purchase from [Modelu](#)

And when you add to your basket, in the comments section add send to Sue Matthews then contact her with your requirements.

## Saltire Buses & Model Bus Scotland



Volvo 9700 sample. Pre orders are now still available for the Volvo 9700 coach. Similar to flixbus and Park's of Hamilton style. Painted sample will follow soon. Email saltire at [saltirebuses@gmail.com](mailto:saltirebuses@gmail.com)

Yutong E10 and E12 Electric buses Pre orders are available.  
Email [saltirebuses@gmail.com](mailto:saltirebuses@gmail.com)

Another fourth coming kit will be the Volvo B9TL/Wright Eclipse Gemini Pre orders are available. Email [saltirebuses@gmail.com](mailto:saltirebuses@gmail.com)




SG25, Leyland Olympian. Northern Counties Palatine Pre orders are still available for this kit Email [saltirebuses@gmail.com](mailto:saltirebuses@gmail.com)

Volvo B11RT Plaxton Elite will be available shortly. I'm hoping to have samples to show shortly, pre orders are still available  
Email [modelbusscotland@gmail.com](mailto:modelbusscotland@gmail.com)



Welcome to Michael's Models, We've included a selection of buses / vans & lorries previously completed to demonstrate what can be achieved in such a small scale. You'll see working LED screen installs on buses alongside accurate representations of vehicles that use emergency beacons.  
<https://www.michaelsmodels.co.uk/>



For more information and see their products, please visit their website at <https://www.johndaymodels.co.uk/> They also have a shop on [ebay](https://www.ebay.com)

## RayRimes Designs



Detailed Miniature Resin Models:  
 Unique designs in 1/144, N gauge (1/152) &  
 1/200 scales...  
 ...and now 1/76 & 1/72 scale

[Shop Now](#)

## N-Gauge 1980s Mercedes O-608D Bus (Alexander Conversion)



N-Gauge 1954 Strachan Bodied Trojan DT Bus £6.95 visit our [website](#)

our most interesting group of products has been the Coach and Bus models that started as simple bespoke orders, and grown into an interesting and curious range of models!

We also continue to design new vehicles and models for the range, the most recent being vintage caravans and a classic horse trailer among many others.



N-Gauge Bristol LH Based Recovery Vehicle £9.50



N-Gauge Bristol LHS Bus £9.50. Both model wills compliment any 60s/70s/80s era layout, or even giving a retro feel to a modern day display.

## Carl's engraving



My name is Carl, and a few months ago I decided to start engraving, as you can see, I have sent a few of non-bus items as a idea of what can be done.

I have done a few of buses and am able to also make colour pictures of buses and make into coasters, if anyone wants something done, please send me the image and I will do what I can, it doesn't have to be bus related it can be anything practical. Prices are £6.00 gbp inc p/p, all come fully varnished and glossed coat, can be used as coaster or just decorative plates, please do not hesitate to contact me on my email address. Many thanks for your help  
 Key rings are £4.00 inc p/p

Contact details, Email. [1072dc@gmail.com](mailto:1072dc@gmail.com)  
 Phone. 07594170862





## E400 City and E400 EV announcement Model Buses Creations Tooling Announcement

Earlier in the year when we announced our 2026 range, we teased a new tooling announcement and now the time has come to reveal what this tooling is.

We have been working hard with our production partner 80m in Hong Kong, factories in China, vehicle manufacturers and UK bus operators.

We thought long and hard about which would be the right vehicle to invest in, which was represented around the UK, which would also be popular with enthusiasts and collectors alike. In the end it was just too hard to choose just one vehicle to sit alongside our current Enviro 200 and Scania OmniCity DD tooling, so we chose two vehicles...

We have decided that the two new models joining the MBC range will be....

The Alexander Dennis Enviro 400 City BYD EV and the Alexander Dennis Enviro 400 EV (New generation)

These will be two brand new exclusive tooling sets which will allow us to develop a range of vehicles from around the UK including a London and provincial specifications. The tooling will also allow as many different variants as possible including staircase windows, roof skylights and different wheel bases.

Once again we have been working with some of the UK's biggest bus operators and we have listened to their feedback on a new model bus tooling.

Electric vehicles are now becoming common place on the streets of the UK and now most bus fleets contain at least one version of an electric bus.

We have also spoken to a large number of enthusiasts and collectors who are looking for more modern vehicles to add to collections and fleets.

We would like to thank Alexander Dennis for support with these projects, along with all the bus operators we are currently working with. More details will be coming over the coming weeks and months but we wanted to leave you with something really exciting for the bank holiday weekend. Full announcement and detail including pricing and Pre Ordering [online here](#).

Please keep watching our social media for more news!

Our full product update on our E200 Long release, Corgi Superloop release and our Diplomat arrival date will be updated this weekend.

Many Thanks

Mark, Iwan and Alex



# JMH Engineering




## New Product Announcement BK-006 – Cardiff Bus Leyland Olympian



### Cardiff Leyland Olympian Production Update

The first finished model has been completed as 514 with pretty good results, so hopefully production kits will start being produced from the beginning of May as planned. The earlier batch 501 to 510 is also well underway and we hope to be able to share a picture of the test print for that in due course. Last will come the later 551 to 567 batch with coach seats and a lower height, there is obviously a bit more work to do to get them modelled correctly!

1:76 Scale  **Buckie Model Centre** *These models are due 4th quarter and note photos are pre-production*



All Holland Oto models now available from Buckie Model Centre (see website or scan the QR code)  
[www.buckiemodelcentre.com](http://www.buckiemodelcentre.com) or by calling 07487 899943



### P & D Marsh Models



All our products are manufactured in our own workshop in the UK. Most are made from whitmetal (a tin/lead alloy).

Our range has more than 750 models in N and OO including kits for you to make and paint yourself and a growing number that are hand painted and ready for immediate use. [WEBSITE](#)



Latest Additions to our Range



Bus Rooftop AC Unit



Bus Side Advert Boards



Optare Wipers



Special offer for Midland Bus members



5% OFF all products

Code: BUS5

Valid until 30<sup>th</sup> Jun



[www.3dprintingcorner.co.uk](http://www.3dprintingcorner.co.uk)

[info@3dprintingcorner.co.uk](mailto:info@3dprintingcorner.co.uk)

UK based ~ Designed & produced in-house



## Model Buses Creations Enviro 200 Update - May 2026

Earlier this year we announced the next four Enviro 200 models to come to the MBC range. After the success of the first three Enviro 200 short wheel base models, released last year and sold out on pre order, the next four will be long wheel base models. We have just received images of the first two samples, which have come from the team in Hong Kong. These samples are for MBC 1004 and 1005, details of which can be found below.

Bus - MBC Enviro 200 long wheel base dual door - Code - MBC 1004, Pcs- 500, Operator - Arriva London, Livery - TfL Red, Fleet number - ENX22  
Registration - GN09 AVX, Route - B15 to Horn Park.

Bus - MBC Enviro 200 long wheel base single door - Facelift, Code - MBC 1005, Pcs- 500, Operator - Go North West, Livery - TfGM Bee Network  
Fleet number - 4024, Registration - YX61 BWU, Route - 635 Appley Bridge

So far we are very pleased with the samples and the realistic bus stops. Once again these models will feature printed moquette seating and a first for enviro 200 models, MBC 1005 features tinted window glazing. Please be aware these are pre production samples and some details may not be correct. They are currently under review by the MBC team, TfL and TfGM. All issues will be reported back and updated for the production models.

We are pleased to say that pre orders will open on Friday 15th May at 12:00 pm With production costs and large price increases on Shipping we have worked hard to keep the retail price as low as possible, Our Special Value saving twin pack will offer both models for £110. Limited to 100 packs. These packs are strictly Limited to one per customer/household.

Each individual model will be priced at £59.99 no order restrictions, Delivery is expected in July, as usual we will keep you informed on delivery and shipping/air freight.

Please keep following our social media for more updates on all our 2026 releases, with more news on the Enviro 400 City & Enviro 400 EV coming soon!

Iwan, Mark and Alex  
Model Buses Creations



## RayRimes Designs



The D9 existed in Midland Red Livery as well as West Midlands Livery. They were used all over the Midlands and some are preserved. Others were converted to open top for London Transport sight seeing ones. If we find a decent drawing of the open top version we might ask the supplier to do that as well. The models will be produced as unpainted 3D models. Please visit our [website](#) for more info.

**Quentin's Minibus Garage**

Specialists on  
**TT scale bus**  
-New or used  
-modified Code 3  
-Order to made

Follow us on  
 **Quentin's Minibus Garage**  
for latest release  
T: 07311 899 517



## Buckie Model Centre



These models are due late June [WEBSITE](#)



## Kernow bus kits !! UP COMING KIT !!



We have an upcoming kit that of the very unique SWB Reeve Burgess Mercedes 609D (large service door) These were designed originally for hertz car rental group for the London airport links quite a few made their way north when decommissioning to Scotland & most went to Ireland with the likes of Ulsterbus & fFlexibus.

Price will be £30 + postage and come as a full kit in the normal cream resin with printed glazing wheels printed window screen and 3D printed mirrors etc if you would like to reserve one or more info , please drop me a email at [kernowbuskit@gmail.com](mailto:kernowbuskit@gmail.com)

### Events



MBF Yorkshire Area Show - Aldwarke - South Yorkshire Bus Museum, 9 Waddington Way, Aldwarke, Rotherham, S65 3SH - 14/06/2026

MBF Lancashire Area Show - Nelson - Cornerstone Church, Netherfield Road, Nelson, Lancs BB9 9AW - 11/07/2026

Worksop Model Transport Exhibition - The Crossing Church and Centre, Newcastle Street, Worksop S80 2AT - 05/09/2026

MBF Chester Model Bus Show - St Columba's Church Hall, Plas Newton Lane, Chester, CH2 1PL - 03/10/2026

MBF Scotland Area Show - Bishopton Community Centre, Greenock Road, Bishopton PA7 5AU - 01/11/2026

**CHRISTMAS CRACKER 19TH DECEMBER 2026**  
The Post Mill House Centre  
Market St, Alfreton DE55 2EJ

**ANNUAL MODEL BUS SHOW**  
**SATURDAY 27TH MARCH 2027**  
The Post Mill House Centre  
Market St, Alfreton DE55 2EJ

**PLEASE NOTE THE NEW VENUE LOCATION AND DATE**



North West Area

# Model Bus & Transport Show

**Saturday 11 July 2026** 10am to 3.30pm

**Adults £3**  
**Accompanied children £1.50**


Cornerstone Church  
Netherfield Road  
Nelson, Lancashire BB9 9AW

**Model Displays**  
**Working Layouts**  
**Sales Stands**  
**Working Demonstrations**  
**Refreshments**



Organised by the  
North West Area  
of the Model Bus Federation

Model Bus Federation Ltd is a company registered in England and Wales  
Registered Number: 8907595  
Registered office: 7 Seaton Close, Burbage, Hinkley, Leicestershire LE0 2BW



# MBF Scotland ANNUAL MODEL BUS SHOW

## Sunday 1st November 2026



we are **only** a few minutes walk from Bishopton Railway Station and for those travelling by car simply enter the **postcode** into your cars satnav!  
**free parking available**  
**SO PLEASE COME ALONG** there's so much to see at our show  
 If you require any further details please contact our Area Secretary on **01505 862937**

**Bishopton Community Centre  
 Greenock Road,  
 PA7 5AU**

adults  
**£2**  
 admission

kids enter **FREE**  
 if accompanied  
 by a paying adult



we extend a warm welcome to everyone attending our  
**ANNUAL MODEL BUS SHOW**  
 come along - there's plenty to see!

**PLEASE REMEMBER**  
 Our annual show is open to both the public as well as to MBF members.  
 So please come along, everyone is welcome




**motorised model bus display**  
**transport related book sales**  
**model bus sales**  
**MBF raffle**  
**MBF cafe**  
**static model bus displays**  
**MBF members competition**  
*and so much more!*  
**doors open from 8am - 4pm**



for further details regarding the MBF Scotland Show (including MBF members who wish to book a table) please contact our Area Secretary

Mick Claisse 01505 862937



**Browse or Buy event**  
**Sunday 21st June (1130-1500hrs), Pollokshields Burgh Hall, Glasgow, G41 4LL)**

## Your Models - Paul Warren



Luton and District Hoppanstopper

As I'm from Luton I based my models on buses from the Luton area, I have previously done a couple of code 3's on diecast model such as the Bristol VR and Leyland National I decided to do something different. After seeing on face book, David Love was selling these freight rover sherpa's I had to take up the challenge to do my first resin bus, a Luton & District 'Hoppanstopper' livery.

The kit came as a 2 piece set, the body shell and chassis with the seating attached, wheels and glazing apart from the windscreen. I start to file down the edges, fill a few holes in and rub down, wash through for priming. Sprayed with white primer and then a topcoat of white, painted the blue roof by hand, then did the black highlight round the windows and bumper. Hand painted the interior, tires black with yellow wheels.

Started to design the rolling green hill and the 'hoppanstopper' logo on the laptop, measure to size and print onto decal paper, as with the headlight, indicator lights, fleet number and registration numbers. As well as printing the destination and of course the bunny rabbit. Finally give the bus a coat of varnish to protect all the transfers. Finally add the glazing by gluing it all in place and making something up for the windscreen.

## Your Models - Derek Farrelly



DUTC Leyland Titan TD5 - R Class

The Dublin United Tramways Company (DUTC) placed into Service 184 Leyland Titan TD5's between 1938 & 1940. All Constructed at Spa Rd, Inchicore. Modelled here in the DUTC livery is R184 (ZC 6697) Allocated to Ringsend Garage on Route 49A - Bohernabreena. Handpainted Model & Completed With Decals from Sunrise Models.

## Your Models - David Coveney



This was a model a London transport Trolleybus ubiquitous in the London area during the 1950s early 60s, I made this model in memory of the frequent trips I used to take to Bexleyheath and Woolwich in my youth.

starting at the roof this was constructed of wood with the Trolley pickups using small springs from electrical components and brass rod The body mainly thin sheet plastic lined with clear plastic windows and a wooden chassis with wheels borrowed from a EFE model.

The stairs were again complete started constructed from sheet plastic as were the interior seating.

Hand rails and other small components were made from pins found in the haberdashery box. I used car spray for the paint finish. And created the transfer ads in Photoshop.

All good fun that felt like wasted effort when EFE brought out the very same model a few years later.



## Your Models - Scott Anderson



This did exist in real life. Strathclyde's Buses former GGPTe Leyland National mobile sales / information bus 'Strathclyde Superguide'. The model I used was a Tower Models kit with home made decals and home made 'face'. I think there was a similarly adapted Leyland Olympian....

## Your Models - Barrie J Kilkey







This was designed as a 8 stud wide similar to the lego speed champion series 36 stud long. Lego enthusiast will know this meaning. With detailed exterior and interior fittings.

## Your Models - Craig Fraser



The fusion is corgi I acquired it in a play worn condition decided to paint it in a what if the national EFE yet to be finished wheel's put on reg number made to represent the first acquired national to be refurbished by GMS and was shown to managers with number plate GMS 1 bus the MCW my first resin I bought which when finished will be GMS 1601 D601MDB

These 2 are EFE stripped and painted Stagecoach Ribble. They all hand painted



The Routemaster is Dinky toys done as GMT what if



These two are EFE's, the National is model of the 2nd production model chassis 102 WFM801K modelled as Stagecoach Manchester. the RM is based on only Routemaster to receive the stagecoach beach ball



The minibus is EFE not an easy livery to do being Gold stripes, again Stagecoach Ribble the wrecker is Oxford repainted as Stagecoach Western



This a Corgi Metrobus, my first time being adventurous cutting a roof off. It's based on the stagecoach open top Skegness bus

## Sending buses with love - John Finney

A slight departure from the usual rubbish I write and which I'm sure doesn't apply to any members of Midlands model buses. However if you do send buses out by carrier, be it Royal Mail, Evri, DHL or whoever then please make sure you are as careful as you can be to make sure they are well packed and secure. Your delivery men, like those that come to me are great. They don't just throw things over the gate and run, and I know most of them well. But somewhere in between your parcels may not get treated with such respect. I recently successfully bid for and paid for 7 metal model bus kits on eBay. The photographs on ebay of the buses showed the all built up, but did say they were in need of some slight repairs, which was fair enough. I didn't pay a lot for them and there was some interesting vehicles in the 7, including an AEC Regent 1 with Park Royal body, and a similar bodied Daimler COG 5 of the same vintage along with some elderly bonneted saloons.

Unfortunately when they arrived they had been very poorly packed. The small amount of bubble wrap used had obviously seen better days, the bubbles all being flat and looking as though it had been used a lot more than once. All the models were badly damaged, all requiring a substantial amount of rebuilding with one of the deckers requiring a full rebuild. It was like receiving a big metal jigsaw without any picture to follow. Most were in the same livery so that made it even more interesting! However 7 plastic boxes later and a good bit of sorting resulted in what I think are the right parts for each bus.

About the same time I came across somebody else on Facebook suffering from a similar problem having purchased amongst other things, some pre war Dinkys which included a bus, hence I feel I can include it here. These apparently arrived all together in a plastic bag. Now I appreciate 'Dinky Toys' are far more robust than metal bus kits but I would imagine being sent out like that would do the paintwork no good at all.

So please make sure whatever and however your sending your buses out that they are well packed and secure.

To be fair to the sellers I have not named them as I negotiated a discount, but I was disappointed 12 in the way they were packed and the condition they arrived in.



Surprise, surprise.




More bits.



Sorting



An OWB looking like the Germans caught it!



That doesn't fit.



The 'Dammaged Daimler'



One wheel on my bus.



Bubbleless bubble wrap.



The careful packaging of the Dinky Toys someone else received.



Did somebody sell the seats?

## Mike Pickin tells of not quite finishing models and not worrying about. P&R

I am by no means a 'completer finisher', having had a career in capital projects my personal traits of being an ideas man and getting things organised and started is pretty incompatible with actually finishing off models. The time for me to complete models is measured in months but more likely years. I am constantly astonished by those posting on the internet the start of a model, painting and completion measured in days.

My personal very real, but fictional fleet is P&R established in 1967 whilst at junior school in Hanley. My co-founder, still a close friend, and I copiously recorded details of the company in school exercise books. It was regrettable that these important historical documents were destroyed in an act of wanton vandalism by the co-founder's younger sister. Fleet numbers quoted below are taken from the recently re-constructed history and may be subject to error.

P&R was structured as an association with two separate companies 'P' and 'R' providing vehicles to the head company. Based in Hanley, the commercial centre of Stoke-on-Trent it brought together a number of independents. P&R had a comprehensive range of services typical of those provided in an industrial area urban services, particularly to public housing to the east, some inter-urban, works and schools, excursion and tours and a number of long distance express services to London, the Midlands and holiday destinations of North Wales and Blackpool. All these were planned in ignorance of the Traffic Act, 1930 and the role of Traffic Commissioners. The livery of Oxford and Cambridge blue was the work of my co-founder "Pick, you can't have red that's what PMT have got", since the best crayons we had in our pencil case were these colours that was it. By 1971 we had generally lost interest in the project being distracted by homework and football.



I bought my first bus kit at the end of the seventies an Anbrico Leyland Titan PD2, still the best representation of its type. I painted it in an inauthentic representation of the P&R livery with the addition of white. It deserves to be restored but having been assembled using original Araldite I chose easier tasks. My fourth kit was the Westward AEC Reliance, not a true P&R vehicle having a Devon General chrome waist band. This also has some white in the livery. And there it stopped for some years.



During the Resin Revolution I purchased two non-descript coaches for the contract hire fleet, both Fanfare kits. Of course these went into a drawer, the Royal Tiger requires just a few details to finish and the Plaxton SB needs a curved screens.

My models progress until some aspect causes progress to get hung up, it is then put away and forgotten about and virtually all my P&R models have been subject to this syndrome. The most recent hiatus was 'builders', follow-up decorating and moving modelling rooms twice.



My latest just about finished model is Sunrise kit 88, Daimler CVG6-30 with Willowbrook bodywork. No.10 was a stalwart of the P&R fleet picked from BBF – Scottish Municipals and Independents. I did not know that there were only two of these ever built, Walsall and Daimler/McGills. P&R had the third. It benefited from being a completely straight build, but even then, hung around for several months as some Esso tankers took precedence.



The other finished model is Sunrise kit 41, Daimler Fleetline 38, low height Alexander built as a batch with PMT and Procters versions.



Almost hidden away in a box is Leyland Olympic 26, a LBC/Fanfare kit modelled as ex Yorkshire Woollen commemorating a ride to the baths in the one by then owned by Berresford's. Typical of the 'P' contract fleet.



Other models can be expected shortly, Oxford Diecast AEC Reliance Fanfare 48, Paragon Ford R192 Strachans coach 67 and Marsden Leyland Leopard L2 Plaxton 11, ex Michelin. These formed part of the 'P' hire and contract section generally comprised of acquired vehicles although the Ford was new. Not being a big coach fan I did not have a great interest in that side of the business. There was some conflict with 'R' about the quality of vehicles 'P' put out on some of the big club hires.



I found bus operation more interesting and this is reflected in the double deck work in progress. Left to right Leyland PD3 / Burlingham 3, modified Tiny kit; short AEC Regent V / Willowbook 69, LBC; AEC Regent V / Park Royal 56, LBC; Leyland PD2/12 2 and full front AEC Regent V / Park Royal 1, LBC/Fanfare. AECs 56 and 69 were new vehicles purchased as part of the formation investment programme. The other three were vehicles from constituents. All these models are hung up on either glazing or final completion, I have to be absolutely in the right mood for glazing and inspiration is currently lacking.



As you can see there is plenty to do including acquired vehicles. On an opportunistic basis I have collected second hand kits over the years that could fit in the 'P' fleet of P&R. P&R purchased new and good quality used vehicles with the AEC Reliance as a standard type. In addition to these, hidden away are a number of 36ft BET types, a P&R new vehicle standard.

I do not think I am particularly alone in not finishing models or taking a long to finish them, this is a hobby for relaxation and enjoyment so do not worry about it!

## CAD - Alan Norbury

Bus modelling and the source of our models has changed beyond recognition over the last 60-70 years.

At one time the source of models was assorted buses produced in tinsplate, wood, plastic and die-cast in various scales, ranging from reasonably accurate renditions of a recognizable prototype down to 'free' expressions of reality. The matter was further complicated by the two main scales used, 1.76 in the UK and 1.87 in most other countries. The use of OO in the UK can be traced back to Hornby-Dublo model trains but that story belongs elsewhere.

The Dinky 29C double decker first appeared in 1938 and by the early 1950's, Hornby and other odd toy manufacturers gave us basically 4mm buses with such offerings as the Dinky Observation Coach, BOAC Harrington coach and the Duple Roadmaster (why, one wonders!) . The venerable 29C double decker, based loosely London STL based was produced in AEC and Leyland versions, in green and red liveries, with and without an LT style roof number box became the backbone of many model fleets for many years, with the Morestone double-deck providing a bit more variety, re-painting often being the order of the day to achieve the livery desired. This was later helped by the introduction of basically 4mm scale fleetnames plus fictitious destinations and registrations by Mabex.

A giant leap forward came with the Dinky Metro-Cammell bodied Atlantean. Oh and of course we must not forget the Dinky Routemaster.

Manna from Heaven for many bus modellers came in 1989 was the introduction of the EFE range, the first offering being what else than an RT. Fully finished to an excellent quality, the range prospered and expanded until going into Administration in 2016, perhaps not helped by negative 'nit-picking' criticism from within the hobby. The range eventually passed to Bachman who have since produced oddments, excellent as they are, have not really added much to the hobby. A further selection of die-cast models arrived in 1995 when Corgi announced their Original Omnibus range. An interesting range but with some rather strange choices did make one wonder if they had done their homework. Along with their 1/50th offerings, the OOC range slowly began to fade away

The duplication virus which has affected the kit side of the hobby from time to time also broke out in the ready to run market. EFE and OOC both produced MCW Orions, OOC duplicated the MTS plastic kit offerings with their Bristol FS and East Lancs forward entrance double deck, resulting in MTS going to the wall with considerable financial losses

In 1993, a product which became the backbone of the hobby until recently, cast resin kits produced from handmade masters, became available. First on the scene was the Little Bus Company, produced by Tony Asquith with a steadily growing range of interesting prototypes, often with a Yorkshire 'flavour'. Still with us today under the captainship of Karl Kingston, there must be few folk in the hobby who have not built an LBC kit

Before long, various other producers including Paragon, Jim Poots, Alan Johnson, Paul Gallier, Sunrise and T I N Y, also introduced resin kit ranges. Easier, often simpler and faster to build with most using the excellent wheel range produced by LBC, resin cast kits kept the hobby supplied with kits for many years..

Accompanying all this were a number of white metal kit ranges, first introduced by Anbrico in 1968 with its rather nice Y type and ending its days in the ABS stable. Pirate Models and Brian Brown with his extensive 'Westward' range satisfied the demand for kits over a large period of time but slowly and surely these products also ended up with ABS.