



# IMPACT REPORT 2024-2025



# CONTENTS

<b>The Transformative Power of Music</b> .....	<b>1</b>
<b>It All Begins with Access</b> .....	<b>2</b>
<b>2024-2025 At a Glance</b> .....	<b>3</b>
<b>YMU 2024-2025 Countywide Footprint Across Miami-Dade</b> .....	<b>4</b>
<b>When Growth Becomes Visible</b> .....	<b>5</b>
<b>Student Development Insights From the YMU 360 Survey</b> .....	<b>6</b>
<b>Positive Youth Development</b> .....	<b>8</b>
<b>Academic Highlights at a Glance</b> .....	<b>10</b>
<b>Guided by Teachers, Driven by Purpose</b> .....	<b>12</b>
<b>From Training to Impact: Improvements in Classroom Quality</b> ..	<b>14</b>
<b>Teacher Feedback Insights</b> .....	<b>15</b>
<b>Performances and Events: Sharing the Sound of Growth</b> .....	<b>16</b>
<b>The YMU Studio: Capturing the Journey</b> .....	<b>17</b>
<b>Sustaining the Cycle Through Financial Responsibility</b> .....	<b>18</b>



# THE TRANSFORMATIVE POWER OF MUSIC

Young Musicians Unite was founded on the belief that every young person deserves access to high-quality music education, regardless of their socioeconomic background. In YMU classrooms, learning an instrument becomes a pathway for students to build confidence, strengthen peer relationships, and stay engaged in school.

Through consistent mentorship from trained teaching artists and a supportive, in-school environment, students develop musical skills alongside social-emotional growth, improved academic behaviors, and a stronger sense of belonging. Performances, rehearsals, and daily collaboration help students discover their voice and understand their potential. This Impact Report shares the story of that growth during the 2024-2025 school year, reflecting YMU's commitment to continuous, in-school music education across Miami-Dade's Title I schools.





## IT ALL BEGINS WITH ACCESS

Every journey begins with access, the moment a student enters a space where music becomes a pathway to growth, connection, and belonging.

Across Miami-Dade, YMU classrooms provide consistent, in-school music education where students discover their potential, build meaningful relationships, and develop skills that support them academically and personally.

In 2024–25, Young Musicians Unite expanded access to high-quality music instruction, reaching thousands of students across 61 schools. This reach represents far more than numbers. It reflects classrooms filled with creativity, more than 35,000 hours of learning, and countless moments of mentorship and community built through the power of music.

# 2024-2025 AT A GLANCE

SCHOOLS

 61

STUDENTS SERVED

 9,062

CLASSROOM HOURS

 35,657

INTERACTIONS

 24,403

CLASSROOMS

 340

COURSE OFFERINGS

 12

GENDER

Male 51%  
Female 49%

ETHNICITY

Black 54%  
Hispanic 42%  
White 3%  
Other 1%

# YMU 2024-2025 Countywide Footprint Across Miami-Dade



## North

2,246

Students

20

Schools

83

Classrooms



## Central

5,729

Students

25

Schools

132

Classrooms



## South Dade

1,086

Students

16

Schools

125

Classrooms



# WHEN GROWTH BECOMES VISIBLE

## YMU SURVEYS


The YMU 360 Survey provided a comprehensive picture of each program's experience and effectiveness. It brought together feedback from students, music teachers, core subject teachers, administrators, and families. This collective insight helped us understand classroom climate, engagement, and how students responded to instruction across different schools.

## POSITIVE YOUTH DEVELOPMENT (PYD)

Through our partnership with Hello Insight, YMU received independently verified data on students' social and emotional development. National benchmarks allowed us to compare YMU students to peers across the country and identify areas of strength and opportunities for growth. These findings guided our instructional approach and supported the ongoing development of teachers and coaches.

## M-DCPS Data

An external evaluation conducted by MMH Consulting used official Miami-Dade County Public Schools records to analyze academic outcomes for more than 20,000 students. The analysis compared arts participants, including students enrolled in YMU's in-school music programs, with their peers. The study examined key district indicators such as FAST ELA performance, i-Ready Reading and Math results, GPA, and attendance.



# STUDENT DEVELOPMENT INSIGHTS FROM THE YMU 360 SURVEY

Music education does more than teach students how to play an instrument. It supports students' personal, social, and emotional development in meaningful and measurable ways. These findings provide a clear picture of how participation in music contributes to students becoming more engaged learners and more resilient individuals.

Transformation isn't just about what students learn – it's about who they become. YMU students grow in confidence, collaboration, and purpose through music.

## YMU Student Growth in Purpose and Motivation



88%

Students reported feeling better at setting and achieving personal goals



84%

Students reported increased motivation to do well academically



84%

Students reported feeling more hopeful and positive about the future

## YMU Student Growth in Collaboration and Relationships




75%

Students reported improved ability to resist negative peer pressure



81%

Students reported more positive interactions with peers



86%

Students reported improved ability to work well in groups

# STUDENT ACHIEVEMENT

Through the YMU 360 Survey, we gather consistent student feedback that helps us understand how young people are growing in confidence, motivation, creativity, and connection.



92%

Students reported improving their musical skills

84%

Students reported increased creativity

84%

Students reported feeling more confident stepping outside their comfort zone

*"Being in a band feels like it teaches me more than just music, it teaches me about life. You build connections with people you never expected to talk to and meet so many amazing individuals. "*

Mikkel Richardson  
Homestead Senior High School

# POSITIVE YOUTH DEVELOPMENT

Through our partnership with Hello Insight, YMU measures how students grow across key Positive Youth Development (PYD) capacities – the foundational skills that empower young people to thrive both in and beyond the classroom.

Points Above the National Average

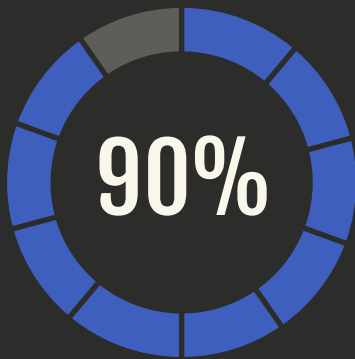
20

Students reported greater creativity, motivation, and resilience, with measurable gains across PYD capacities above the national average

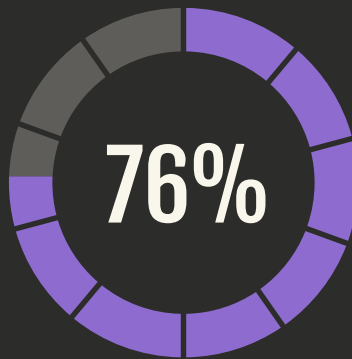
Data provided by Hello Insight

# TRANSFORMATION FROM THE INSIDE OUT

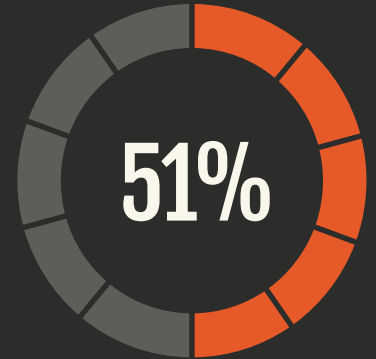
Students are not only learning to play music — they are building resilience, confidence, and social awareness that help them succeed in school, relationships, and life.



Of students developed at least one PYD capacity



Of students developed two or more PYD capacities



Of students developed three or more PYD capacities

Together, these areas reflect how YMU students develop resilience, confidence, and empathy through music — turning each rehearsal and performance into opportunities for social-emotional learning.

## Self-Management

The ability to set goals, stay focused, and persevere through challenges.

## Contribution

The desire and confidence to make a positive impact within one's community.

## Positive Identity

A strong sense of self and purpose developed through musical expression.

## Social Skills

The capacity to communicate, collaborate, and build healthy relationships.

## Academic Self-Efficacy

Belief in one's ability to learn, perform, and achieve success.

# ACADEMIC HIGHLIGHTS AT A GLANCE



Nathaniel Lewis  
Alto Saxophone



Juan Romero  
Guitar

An external evaluation conducted by MMH Consulting used official Miami-Dade County Public Schools records to examine academic outcomes for more than 20,000 students. The analysis compared arts participants, including students enrolled in Young Musicians Unite programs, with their non-arts peers across key district indicators such as FAST ELA, i-Ready Reading and Math, GPA, and attendance. The findings show that students engaged in music and arts programs consistently achieve higher academic results and demonstrate stronger levels of school engagement.



## Stronger ELA Outcomes

Students who participated in YMU were **30-60%** more likely to reach advanced levels in English Language Arts compared to their peers.



## Better attendance across grade levels

Students participating in YMU reported stronger attendance, **missing 1.6-3.5 fewer days per year.**



Alice Mocci  
Voice



Jeenah Dessir  
Guitar



### Higher Math Achievement

Students participating in YMU demonstrated 25–45% stronger performance in mathematics on district benchmarks.



### Higher Reading Proficiency

YMU students were 17–47% more likely to meet or exceed grade-level expectations in foundational literacy skills.



### Greater High School Success

High school students maintain higher weighted GPAs, indicating elevated academic engagement.

# GUIDED BY TEACHERS, DRIVEN BY PURPOSE

WHEN TEACHERS GROW, STUDENTS THRIVE.

## Teacher Professional Development

**38**  
Teachers

**27**  
Hours of Training per Teacher


YMU expanded teacher training by 83%, deepening classroom consistency and engagement.

2023-2024



575 Hours

2024-2025



1,050 Hours



Frantzy De Silva  
Drums



Alicia Arenas  
Trumpet

# TEACHER EMPOWERMENT PROFESSIONAL DEVELOPMENT

YMU trained 38 teachers with over 1,050 hours of professional development. Evaluations show improvement across engagement, instruction, and consistency with +18 to +27 point gains year over year.



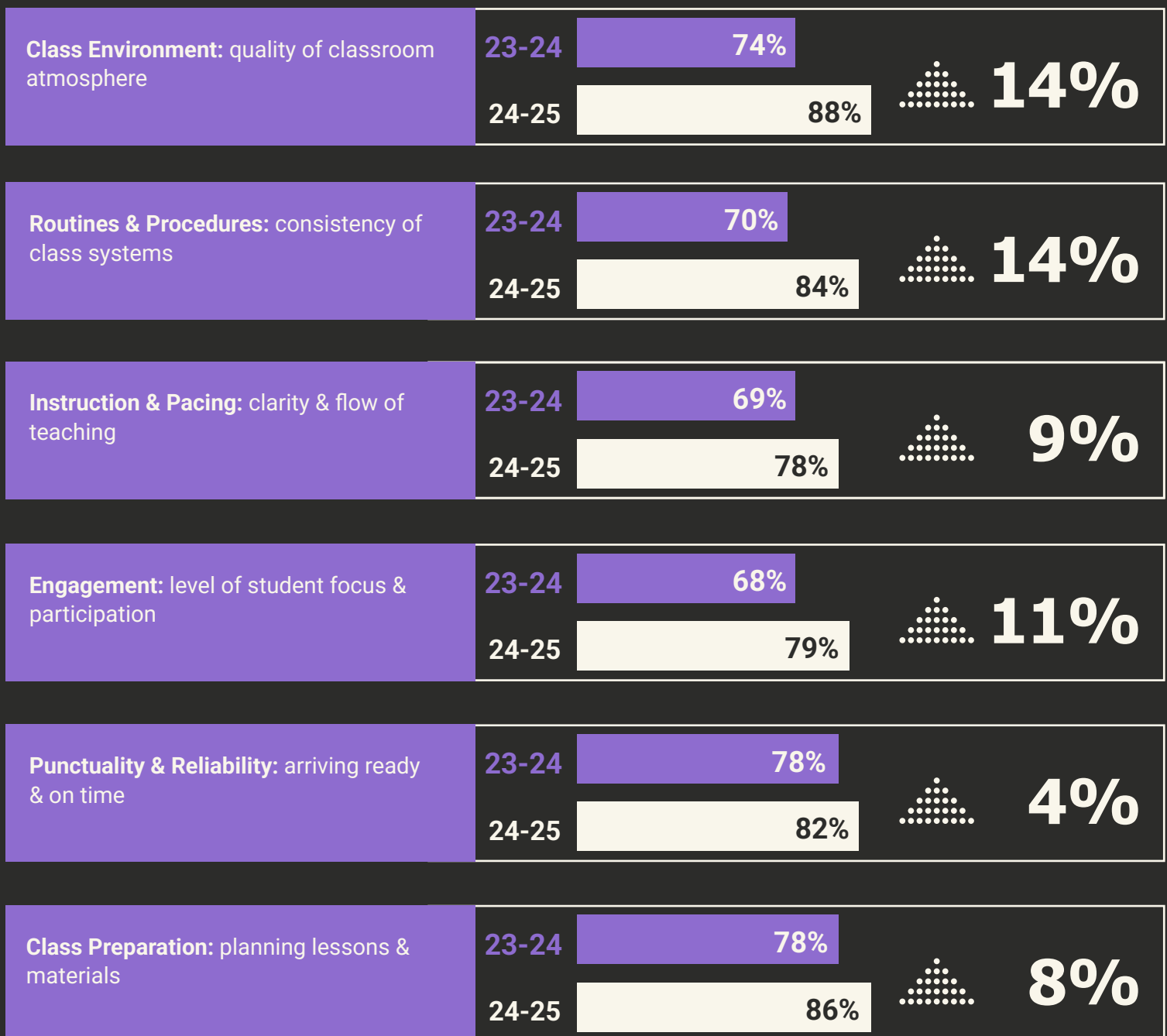
**1,050**  
Collective Hours of Professional  
Development

# FROM TRAINING TO IMPACT: IMPROVEMENTS IN CLASSROOM QUALITY

Training hours translated into higher teaching quality and stronger classroom engagement.

## Teaching Quality Improved Year Over Year

Based on Regional Manager evaluations, teachers improved in every teaching category from 2023–2024 to 2024–2025. Percentages show how close teachers were to the highest possible score in each category.



# TEACHER FEEDBACK INSIGHTS

Teacher feedback showed that students were highly engaged and classes ran more consistently. These gains reflect the impact of ongoing training, with engagement rising +5 points and classroom consistency improving from 2023–2024 to 2024–2025.

## Student Engagement

89%

Teachers reported students were focused, actively participating, and staying on task.

## Classes with No Issues

87%

Teachers reported the majority of classes were conducted smoothly, with no notable disruptions.

# PERFORMANCES AND EVENTS: SHARING THE SOUND OF GROWTH

In 2024–2025, YMU increased total performances by 10%, giving students more opportunities to share their growth and creativity.

201

Total Performances

88K

Public Audience Members

Performances brought the work to life. They gave students the opportunity to share their progress, connect with audiences, and experience the confidence that comes from being on stage. During the year, students performed in school auditoriums and major Miami venues such as the Arsht Center, the Miami Beach Bandshell, and the Kaseya Center, demonstrating their growth and the strength of YMU programs.

YMU performances reached an estimated 88,000 audience members, expanding our presence across Miami-Dade and strengthening connections with the communities we serve.

## EVENTS & PERFORMANCES

2023-2024

180

2024-2025


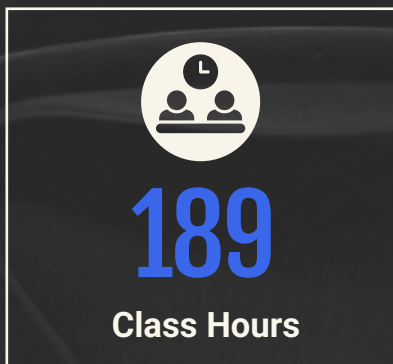
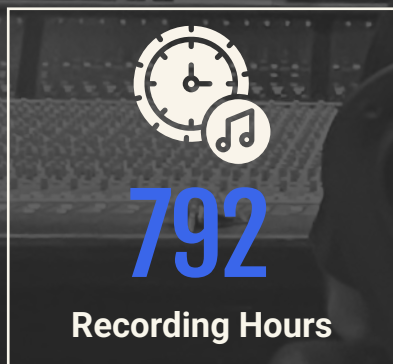
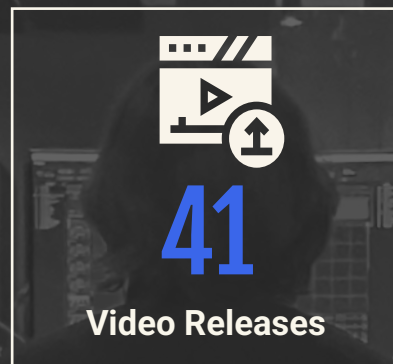
201

# THE YMU STUDIO: CAPTURING THE JOURNEY

From learning to record and produce to sharing and performing, the studio helped transform creativity into something lasting.

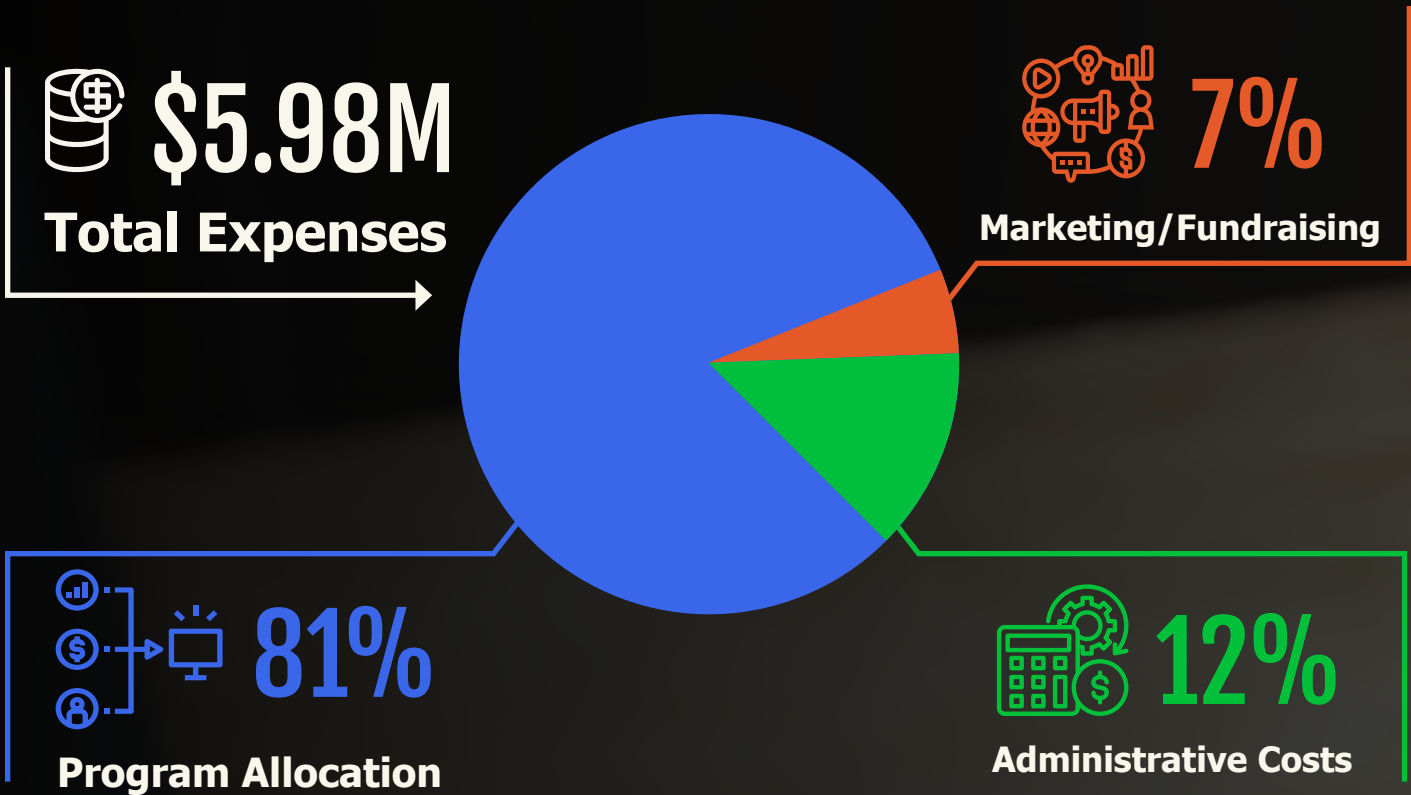
## YMU STUDIO

Inside the studio, students recorded, produced, and released their own music, building both technical and creative skills as they captured their development as young artists. Every track, video, and session reflected a moment of growth, collaboration, and authentic self-expression. These recordings extended their impact beyond the classroom. Through digital platforms, students' work reached families, schools, and audiences across Miami-Dade and beyond, giving their voices a wider stage and lasting presence.





# SUSTAINING THE CYCLE THROUGH FINANCIAL RESPONSIBILITY

In 2024–2025, YMU strengthened the financial foundation that sustains its mission. Through total expenses of \$5.98 million, the organization prioritized program services (81%), ensuring that the vast majority of resources reached classrooms and students directly. With steady growth in grants, foundations, and new district partnerships like Arts Access Miami, YMU not only grew in impact – it did so sustainably. Every dollar invested strengthened the capacity to deliver high-quality music education across 61 schools, ensuring that the rhythm of learning continues for years to come.



 **\$5.98M**  
**Total Expenses**

 **7%**  
**Marketing/Fundraising**

 **81%**  
**Program Allocation**

 **12%**  
**Administrative Costs**

# \$660

**Cost per Student**

Sustainability means  
ensuring the music never  
stops



**\$6.23M**

**Total Revenue**

*"I really enjoyed my experience with Young Musicians Unite. I've learned new things, improved my instrument, and had fun with other kids who also love music. Thank you for giving me the opportunity to be a part of this. "*

**Sadiel Gomez Ducasses**  
Gateway Environmental K-8



**YMU** YOUNG  
MUSICIANS  
UNITE

TRANSFORMING LIVES & COMMUNITIES THROUGH MUSIC

**YMU.ORG**