

Rivista d'informazione sull'acquariologia



SCAPER *mag*

Aquariums Information Magazine

**SPECIAL
EDITION**
OVER 100
PAGES

ITAÜ
ITALIAN
AQUASCAPER
UNION

ITAC
2022

IN COLLABORATION WITH:

Oase



THE 2HR AQUARIST

ABA
aquarium



TOPLANT



Emerald
AQUATICS

ISSUE N° 3
PART 2 OF 2
FEBRUARY 2023

The first part of the document discusses the importance of maintaining accurate records in a business setting. It highlights how proper record-keeping can help in decision-making, legal compliance, and financial management. The text emphasizes that records should be organized, up-to-date, and easily accessible to all relevant personnel.

Next, the document addresses the challenges of data management in the digital age. With the increasing volume of data generated by various sources, businesses face significant challenges in storing, securing, and analyzing this information. The text suggests implementing robust data management strategies, including regular backups, security protocols, and the use of advanced analytics tools.

The third section focuses on the role of technology in enhancing business operations. It explores how automation and artificial intelligence can streamline processes, reduce errors, and improve efficiency. The text also discusses the importance of investing in employee training to ensure they are equipped to use new technologies effectively.

Finally, the document concludes by emphasizing the need for a proactive approach to business management. It encourages businesses to stay informed about industry trends, adapt to changing market conditions, and continuously improve their internal processes to maintain a competitive edge.

CONTENUTI



Photo: Dario Torassa

1. ROBERTO BIELLI pag. 2
2. ALESSANDRO MASCOLO pag. 18
3. DARIO TORASSA pag. 25
4. SIMONE CASTAGNOLI pag. 41
5. MAURIZIO ACQUATI pag. 47
6. ITAC 2022 pag. 52

WELCOME!!!



I really hope that the first part of the magazine you liked it! Finally I am pleased to present the second part of the special edition by **SCAPER MAG**.

Now you can meet the other 5 members of the wonderful **ITAU TEAM** and, in addition, you will have the opportunity to see all the tanks registered for the first Italian contest of aquascaping **ITAC 2022**.

Now sit back, relax and enjoy reading...

William Fantini, Editor

STAY IN TOUCH

 <https://www.facebook.com/groups/scaperroom>

 <https://www.instagram.com/scaperroom>

 scaperroom@hotmail.com

ROBERTO BIELLI



Roberto Bielli, Italian Aquascaper, became interested in aquarology at the age of 9, from there began his journey. In 2005 he set up his first plantaquarium, reading and deepening every aspect.

He later discovered the Wabi-Kusa and the Kokedama, which attracted him so much that he decided to study these disciplines in various ways.

Ranking achieved:

1^o EAPLC 2017 sez Wabi-Kusa;

48^o IAPLC 2018.



William: Ciao Roberto how are you? Thank you for giving me the opportunity to interview you, for me it is a real pleasure to meet you and make you known to those who do not know you yet!

Roberto: Ciao William, all right! I am thanking you for this sensitivity to aquascaping that is not obvious... thank you very much indeed!

William: Tell us a little about yourself, at what age and how did you approach the world of aquarium and aquascaping??

Roberto: I approached this amazing aquarium world at the age of 9. I still remember it as if it was today when I asked my parents for my first aquarium. I had the great fortune to approach this world knowing, from the beginning, fantastic and very competent people. The shop that "formed" me in the true sense of the word towards this hobby is "**mondo amico aquarium technique**" here in Bergamo. I remember that I could not afford financially to have an aquarium with the technique that interested me, and then, in accordance with my parents and with the guys of the store who have taught me in the true sense of word, I made a pact.. (which now I think makes me smile a lot) I bought one piece at a time, one thing a month.. the first month the tank, the second the filter, the third the CO2 system, the fourth the ceiling light and so on... until over 5/6 months I had everything I needed to start with the right technique. I often tell this story when I happen to talk to new newbies who want to have immediate results... it takes a lot of patience and start right away with the right technique and a smattering. Then as an advanced teenager I started wandering around the first forums in the industry, and I discovered **Aquagarden**, from that moment on I met the guys who are still part of my team, a friendship has been born that lasts for years and aquascaping is now an integral part of my growth and my life, I could not live without it.





William: What fascinates you about the aquascaping world?

Roberto: The enchantment and magic that envelop me and hypnotize me every time I see a natural aquarium, **I get lost, I get carried away, I relax, I regenerate.** I really think that aquascaping has shaped my character and accompanied me in my growth, this art teaches you that nature goes respected in every form and that time is not your choice, but nature itself that dictates its pace, I am still learning to observe it in silence without ever forcing her hand.

William: Who or what inspires you when you create an aquascape?
Do you have an inspiring muse?

Roberto: I like photography, especially combined with aquascaping, every time I go out to I take my reflex with me and **I like to isolate myself in the woods near my home, in the silence among the trees, the mosses, the ferns, I am very inspired by what I observe in nature.**





William: How long does it take to finish a Hardscape?

Roberto: I am not a maniac of perfection and I do not like to use glue. When I decided on a scape guideline to follow **I get carried away a lot from the materials I have available**, I still have an old style aquarium footprint if we can define it, I like the style of the nature aquarium handed down by **master Amano**. I don't like to force too much the construction of the hardscape set as if it were a diorama, even if I understand that now the fashion of recent years is pushing more and more towards these Indonesian styles perfect in proportions and in the search for enchanting depth and layout. I don't even think I can try to reproduce so much precision and style, and above all I don't have the time, with work and family I can dedicate to the construction of the tank only a few dozen late evening minutes, when my children are in bed. So I am very carried away with the emotion that the scape I try in the limit of my ability to frame it respecting the golden rules of photography.

William: How do you choose plants for a Hardscape, go to feeling or have you studied everything in detail?

Roberto: Once I'm satisfied with the hardscape that I created and photographed to try to give it the right proportions, I use the scape shot to draw, over through the use of colors, plant volumes, my intent is to be able to convey the emotion that I see with my own eyes also through the shooting of photography. It's not easy at all, and most of the time I choose plants that I find difficult to keep contained because they grow and cover the scape too much. In fact, in recent times I have rediscovered the use of moss and epiphyte plants, because the time for pruning and redesigning the layout with the volumes of plants unfortunately I no longer have it available.





William: Since many enthusiasts think that aquascaping is a relaxing and not tiring hobby, tells our readers how much perseverance, effort and passion is necessary to be able to cure and maintain a tank that will have to participate in the **IAPLC**?

Roberto: The **IAPLC** is a contest, and as such everyone lives it in his own way. I chose to live it in its most beautiful and positive side, in my head I see it as a putting myself primarily at stake with myself, and I don't take it too much on serious, because I learned that the important thing is to improve each year regardless of the number in the ranking that you receive. I had in 2018 the great satisfaction to enter the **TOP 50** ranking in 48 place, first of all Italians, but it was a satisfaction fatua, a flash of straw that died immediately. To create a perfect tank for the final shot, impeccable clean, precise and healthy it takes sacrifice and a lot of time in the attention to detail and maintenance. Time that I cannot afford today. But despite everything I try to always put myself in the game, prioritizing the emotion that conveys my work. When I arrive home from a day of work I want to relax in front of the tank, I don't like to be obliged to the care and perfection of the details, so if I participate to the **IAPLC** with this spirit, I live it with enthusiasm and as a healthy competition. I hope I've made my point, it's not easy to explain in words.

William: What advice can you give to those who want to participate in the **IAPLC** for the first time to have an impact layout?

Roberto: Study the art of photography and apply it to aquascaping, try to build the scape and planting so that it is not only beautiful in your eyes, but also in the photograph with which you participate in the contest, the emotion you feel when you see your live tank must be the same as when you see your work in photography, otherwise to others this feeling will never come.

William: Which is your favorite tank and why?

Roberto: I'm sending you the picture of the tank that I manage now, because it reflects my idea of a sustainable natural aquarium with the time I can dedicate to it, so the less I get my hands on it the better!



William: Can you describe the tank including the technique?
Filtration, lighting, fertilizers or is it a secret?

Roberto: No secret we would miss, the technical part consists of an external filter
Dase Master, Twinstar light, and fertilizer line of "**mondo amico aquarium technique**".

William: Could you give us your ideal water parameters? Kh, Gh, Ph and so on?

Roberto: The parameters of this tank are broadly the following:
Gh: 8;
Kh:3/4;
pH: slightly acidic, just below neutrality, around 6,8.



William: Are you also a fan of **Kokedama**, as you are approached to this discipline?

Roberto: Yes, the world of **Kokedama** and **Wabi-Kusa** fascinates me a lot, I needed to understand and experiment with the cultivation that emerged, in order to create tanks that represented both the submerged and the out of water part. Hitting my heads with unsympathetic attempts and mistakes, I finally found a solution that allows me to create **wabi-kusa** manageable and replicable over time. I always took inspiration from the **great Master T.Amano**.

William: Is it easy to find the material suitable for setting up an aquascape in Italy?

Roberto: I realized that it is not at all easy in Italy to find good material to create hardscape effect, although lately the ability to buy online with fast shipments from around the world is solving this problem. Fortunately, I have always had a shop close to home that has a good sensitivity to aquascaping and a wide assortment of materials. I do not hide that some scape I also made them with materials collected in nature, because I liked them a lot.

William: Your favorite aquatic plant?

Roberto: Without doubt the *Hygrophila pinnatifida*, and the *Alternanthera reineckii* mini. I use them often and willingly, I like them a lot, because they adapt to various styles of tank management and always give you good satisfactions.



William: Your favorite fish?

Roberto: Actually I don't have a real favorite fish, when I have to choose fish for my scape, I always try to look for something that does flock and create beautiful movements in the tank, with colors that are slightly in contrast with the plants used.



William: Do you have a preferred substrate type?

Roberto: I use often the black soils, I have tried them of various brands and types. While for the sand I prefer the white-ivory ones.



William: Do you have any wood or favorite rocks?

Roberto: I love Vulcan Stone and Seiryu Stone.

William: What advices can you give to a newbie?

Roberto: **"Do not rush"** this is the most important advice that comes to mind, because we are now in a society where you are made to believe that the results come quickly and smoothly... While reality requires **Patience, Study and Dedication**, one should above all **start with the right technique and with a minimum of cultural background and aquarium training.**













ALESSANDRO MASCOLO



Alessandro Mascolo,
Italian Aquascaper
Class 1988 approached the world
of aquarium since childhood.

Ranking achieved:

IAPLC 2016 634^o;

IAPLC 2017 412^o;

EAPLC 2017 62^o;

IAPLC 2018 113^o.



William: Ciao Alessandro, how are you? Tell us a little about yourself and when you started to approach the world of aquariums?

Alessandro: Ciao William first of all thank you for this interview, I started to love aquariums since childhood with the classic guppy breeding, then at the age of 18 years I began to see the aquarium differently, as if it were an art form, and that's how my approach to this world changed. The aquascaping came as a result when at the pet festival I saw the first tanks of those who today have become my companions of adventure and I was quite fascinated.

William: What fascinates you most in aquascaping?

Alessandro: For me the aquascaping is the maximum expression of the art in aquarium I see it a bit like my personal challenge in trying to recreate with as much precision as possible what I see in nature.



William: Who or what inspires you when you create an aquascape?

Alessandro: I usually look at nature or take inspiration from the photographs of landscapes or glimpses the rest comes perhaps from my work, as I am a gardener, and it is what inspires me.

William: How long does it take to finish a Hardscape?

Alessandro: To create a hardscape the time varies according to what I have to do. If I have to make a tank for a contest I can use months, otherwise I can take a few minutes for simple and small aquariums.

William: How do you choose plants for a Hardscape, go to feeling or have you studied everything in detail?

Alessandro: The plants I choose a little based on my idea of what I would like to represent, always trying to create a perspective with the different types of leaves and colors.

William: Since many enthusiasts think that aquascaping is a relaxing and not tiring hobby, tells our readers how much perseverance, effort and passion is necessary to be able to cure and maintain a tank that will have to participate in the **IAPLC**?

Alessandro: Of course, for a tank at world level it takes at least one year of mental preparation, to actually understand what you want to represent after that, there is the realization of hardscape that, as I said before takes a lot of time sometimes even months, not to mention the planting that must be perfect not to ruin all the work. For example, I started this year in October and the tank will be ready for the final shot in May.





William: What advice can you give to those who want to participate in the **IAPLC** for the first time to have an impact layout?

Alessandro: The only advice I can give is to try!! Look and study what techniques and what make the best aquascapers.

William: Which is your favorite tank and why?

Alessandro: My best tank is that I'm taking it to **IAPLC 2023**, but as you know, it's exclusive so I can't show it or say what it is. I hope you'll see it in September when the results come out.

William: Tell us about water parameters? Kh, Gh, Ph and more?

Alessandro: In my opinion, the parameters that can fit are Gh 8, Kh 4 and ph 6.8; let's say they are the classic parameters for a planted tank.

William: Is it easy to find the material suitable for setting up an aquascape in Italy?

Alessandro: The material is now in stores, although sometimes to make a particular setting you can also look for something in nature.

William: Your favorite aquatic plant?

Alessandro: The plant that is almost never missing in my tanks is the **Eleocharis minima**.

William: Your favorite substrate?

Alessandro: The substrate certainly say prodibio, for me is the best.

William: Your favorite rocks and woods?

Alessandro: Regarding rocks or woods I have no preference as I really like to vary and experiment.

William: What advice can you give to a newbie?

Alessandro: To newbies I can say first of all always rely on competent people, making sure that they really are!! Read up before you do anything, because many times, people give up this hobby because they do not get the desired result, and it is really a shame!

VISIT ALESSANDRO MASCOLO'S SHOP BY CLICKING HERE:
www.gardensandkoi.it





AQUARISTICA®



ABA® *aquarium*

For a successful Aquaria dedicated to excellence

ABA is the only range that combines the most modern natural Hardscape care of plants and aquarium fish.

The questions we asked ourselves and the which we have tried to give a solution during the development of the ABA line are the most difficult ones to from a technical and commercial point of view:

- Is it possible to have a perfect product line?
- Simple and not too articulate, but that ensures top-level performance?
- Also ideal for beginners and aquarists but at the same time can meet even the most advanced, demanding and meticulous aquarists?
- Can they ensure long-term results?
- Economically affordable for everyone?



We believe we have found not the synthesis but rather the perfect result, what traders and enthusiasts seek.

A line that gives increasing satisfactions to 360°.

ABA[®] *aquarium*

AUTHENTIC BIOTOPE AQUARISTICA

Present and make possible the reproduction of authentic aquariums biotope as in nature, born from an idea of AQUARISTICA Srl developed together to the famous ichthyologist Heiko Bleher who studied the most inaccessible aquatic environments, during more than 900 exploration trips.

Today Aquaristica, thanks to the support of aquascaper enthusiasts, has developed the idea of combining the proposal of materials suitable for "hard scaping" to the most innovative products for the maintenance of the overall ecosystem of the natural aquarium.

The substrates, rocks and woods individually marked ABA Aquarium are therefore joined to the products ABA Care and ABA Plant and complete the program Authentic Biotope AQUARISTICA.

The most complete program for setting up and maintaining the aquarium layout.



DARIO TORASSA



Dario Torassa, 39 years old Italian Aquascaper, originally from the province of Turin moved to Romagna at the age of 19.

Ranking achieved:

IAPLC 2017 709^o; IAPLC 2018 524^o;

IAPLC 2019 127^o; IAPLC 2020 117^o;

EAPLC 2017 135^o;

EAPLC 2018 41^o (cat. Standard);

EAPLC 2018 19^o (cat. Nano);

CIPS-CIAC 2018 95^o;

WAG 2021 1^o(cat. Nano).

William: Ciao Dario, tell our readers a little about you?
At what age and how did you approach the world of aquariums and aquascaping?

Dario: I was born in Venaria Reale in the province of Turin, but I have lived for about twenty years in the province of Ravenna. This world has always fascinated me but I approached it quite late, at the age of thirty.
I was struck by the aquascaping and the cultivation of aquatic plants after knowing the shop of my friend Simone Castagnoli. From there was an increase in amazement, curiosity, stimulus and desire to learn, experiment and, accordingly, try to improve.
All this, together with a lot of dedication and passion, gave me the chance to join the fantastic team that is ITAU.





William: What fascinates you most in aquascaping?

Dario: What fascinates me most is the possibility to recreate real glimpses of nature in a small space, and transmit emotions through their compositions.

William: Who or what inspires you when you create an aquascape?

Dario: Well, let's say the suction muse is you.... **Nature.**
The deepest inspiration, however, I think comes from my memories: I am very attached to the mountains that I frequented with the family as a child. In fact, I definitely prefer compositions with only rocks: this is the style in which I am most comfortable. Yes, I think that the strongest inspirations come from these memories; then sometimes I try to find ideas observing the landscapes that surround me while other times I let myself be carried away by the materials that I have available without a very precise starting idea.




William: How long does it take to finish a Hardscape?

Dario: In fact it depends on many factors: there is that time that in half an hour the hardscape is ready, others in which maybe it takes days. It depends on the size of the tank, the idea I have in mind, the materials available and whether a tub will have to participate in a contest. There are times when the composition is changed even a few weeks before the final shot.

William: How do you choose plants for a Hardscape, go to feeling or have you studied everything in detail?

Dario: Generally I try to have in mind the work already complete, so I try to build the hardscape with an idea of plants precise enough to get the maximum result together. This allows me to position the materials in such a way as not to lose them to the eye when the plants begin to vegetate, but the whole will value each other. Other times, the idea of planting according to the hardscape created.





William: Since many enthusiasts think that aquascaping is a relaxing and not tiring hobby, tells our readers how much perseverance, effort and passion is necessary to be able to cure and maintain a tank that will have to participate in the **IAPLC**?

Dario: True, it is generally a relaxing activity, but when you decide to do such an important contest, try to be meticulous from the first moments of the creation of hardscape. It takes a lot of perseverance and patience, you must always be ready to face any problems that are always lurking, always regular water changes, constant pruning, pruning tests of plants for the final sprint, camera setting tests for the final shot, try to keep the plants always healthy, change any defects that you notice as the weeks go by. Let's say you have a lot of work, but I find it stimulating to get involved and improve.





William: What advice can you give to those who want to participate in the **IAPLC** for the first time to have an impact layout?

Dario: There can be many tips, and I would need as many, but surely setting up the tank with the help of the camera on the easel will allow us to see our scape through the lens and realize the proportions. You have to work well with the volumes and then give importance to the gaps in the tank. Better to start with simplicity without trying to do things too elaborate that can be unpleasant, if not done in an excellent way. Last, but not least, it is important **not to swallow the hardscape from plants**, so keep the plants pruned and checked so as not to lose the harmony of the tank.





William: Which is your favorite tank and why?


Dario: Surely my favorite is **ESCAPELAND**, the tank that gave me the position **117** at **IAPLC 2020**, last year of the **TOP 127** in the contest. It's the tank that I had in mind for some time but that I had never tried to do for several reasons. It is the style that I prefer the most and that I find easier in the composition. Then it's the last tank I've participated in IAPLC with, at least for the time being.





William: Could you describe the technique you use behind your tanks?

Dario: The sizes of the bath are 90X45X45, was lit with a **Twinstar 900S** first series, filter **Eheim ecco-pro 200**. I made weekly changes that ranged from 20% to 70% according to the needs of the tank, exclusively osmosis water rebuilt with salts to obtain Gh 8 and Kh 4, with a pH of about 6.5. The CO2 supply was constant for 24 hours. Fertilization was fairly mild, with plenty of allophane. In the first weeks/months I **administered only potassium and liquid carbon**, then with time I started to integrate the other elements, but in always minimal quantities.





William: Tell us about water parameters? Kh, Gh, Ph and more?

Dario: With inert rocks I try to maintain kh 4 gh 8 and ph 6.5/6.7;
for all other values I follow the needs of the tank.





William: Is it easy to find the material suitable for setting up an aquascape in Italy?

Dario: No, unfortunately it is not always easy and the costs are sometimes challenging, but in stores now you can find beautiful materials.

William: Favorite aquatic plant?

Dario: I don't have just one plant, unfortunately. And I say unfortunately because I always want to fill the tanks so much; let's say that I hardly miss the rotalas in general.





William: Your favorite fish?

Dario: I do not have a favorite fish, because many species have characteristics that fascinate me, such as coloring, movement, character, behavior, parental care, reproduction. But if I had to play it safe for a contest tank I would choose the **Hemigrammus rodostomus** for the compact swimming between specimens and the coloring that stands out on almost all the outfits. Obviously the tank must be of suitable size.





William: Favorite substrate?

Dario: As a substrate I always found myself very well with Prodigio.

William: Favorite rocks and woods?

Dario: The woods definitely Hornwood while my favorite rocks are fossil wood and Seiryu Stone.





William: What useful tips can you give a newbie?

Dario: My little tips are:

- 1- To obtain information, especially from reliable sources, which can demonstrate visible and repeatable facts;
- 2- Do not believe that there are shortcuts, so do things with patience and constancy;
- 3- Be hungry to learn, understand, experience;
- 4- Do not be afraid to try and get involved;
- 5- Do not fall at the first difficulties;
- 6- Accept constructive criticism to try to improve their work and themselves;
- 7- I consider Aquascaping an art form, so let yourself be carried away by the emotions that guide us while setting up an aquarium.











SIMONE CASTAGNOLI



Simone Castagnoli,
31 years, Italian Aquascaper,
Manages with a partner an
aquarium shop, passionate about
nature and sport fishing
Ranking achieved:
IAPLC 2018 118^o
IAPLC 2019 124^o



William: Ciao Simone, tell us a little about yourself, at what age and how you approached the world of aquarium and aquascaping?

Simone: Since I was born, I have been personally following what was my father's and uncle's shop and where I currently work. The store is the Aquarium Club Cesenatico and has celebrated forty years of activity in 2022.

William: What fascinates you about the aquascaping world?

Simone: Combining **artistic flair with biology and chemistry** is in my opinion the most fascinating aspect of my work and the one that most stimulates me every day.

William: Who or what inspires you when you create an aquascape?

Simone: I often like to be inspired by the wonder of **natural landscapes**, but sometimes also by fantasy scenarios, which I love to reproduce in my aquariums.

William: How long does it take to finish a Hardscape?

Simone: From a few minutes to many days: it all depends on the recipient and the object of the creation.



William: How do you choose plants for a Hardscape, go to feeling or have you studied everything in detail?

Simone: Not everything is suitable: very often the use of some materials requires the presence of certain plants.

William: Since many enthusiasts think that aquascaping is a relaxing and not tiring hobby, tells our readers how much perseverance, effort and passion is necessary to be able to create and maintain a tank that will have to participate in the **IAPLC**?

Simone: When we talk about aquascaping, we must keep in mind that it takes at least six months/ a year of constant effort to get to perform the "final shot" or the photo to be submitted to a contest.

William: What advice can you give to those who want to participate in the **IAPLC** for the first time to have an impact layout?

Simone: It is necessary to combine a set of factors such as availability of time and ideas to work on the project but especially the furnishing materials (rocks, woods...)

William: Which is your favorite tank and why?

Simone: Among my tanks, my favorite is definitely "**Romagna Mia**".



William: Can you describe the tank including the technique? Filtration, lighting, fertilizer?

Simone: **Eheim** filtration, **GNC** lighting and all the fertilization program by **Ocean Life**.

William: Could you give us your ideal water parameters?

Simone: Gh 6-7
Kh 3-4
Ph 6,5
No3 5 mg/l
Po4 1 mg/l
Fe 0,1 mg/l
Conductivity <450

William: Is it easy to find the material suitable for an aquascape in Italy?

Simone: Finding materials such as wood and rocks is not easy: to find them you have to go to shops that must be rather specialized.

William: Your favorite aquatic plant?

Simone: Those belonging to the genus of **Bucephalandra**.

William: Your favorite fish?

Simone: The dwarf cichlids.

William: Your favorite substrate?

Simone: Prodigio.

William: Do you have any favorite woods and rocks??

Simone: Lava rock and dark colored woods.

William: What advice can you give to a newbie?

Simone: To address explicitly to specialized shops.

VISIT SIMONE CASTAGNOLI'S SHOP BY CLICKING HERE: www.acquarioclub.it





ToPlant.it

ToPlant is a recent emerging Italian company that is increasingly making space in an already very difficult and complex market.

The founder is **Fabio Ciannella**, Chef operating in the Campania area, who decided to do as his passion, the aquarium, his second job.

The company strategy is to select and treat only the best products and plant producers of the moment by making a strict selection.

ToPlant is now known among fans of the industry.

It already boasts of many positive reviews due to the extreme attention to customers and to offer a product highly superior to the competition.

Most of the plants, in fact, not being stored in the warehouse, leave the same day they leave the production greenhouse.

The result is to receive a product of the highest quality, difficult to find on the market.

In most cases, the plants are purchased in large batches, stored in warehouses even several time and then sent back causing many times stress and debilitation.

This rarely happens with ToPlant.



In addition to the wide variety of plants whose availability is updated every week, **ToPlant is an official Oase partner** so you can find from **Biomasterthermo** filters to the latest on the market such as **biorb air**, a truly phenomenal fully automated terrarium.

Interesting are also **the Full Spectrum Sansi bulbs** that have shown excellent results on any plant even difficult with reduced prices compared to the latest generation of full spectrum ceiling lights.

Soon will be available on **toplant.it** also terrestrial plants and bonsai (another passion of the owner) as **Japanese red maples, evergreen or fruit bonsai.**

Toplant boasts of an always active whatsapp service.

Fabio is always available to give advice on installations or how to use fertilizers that he has decided to promote.

This is the **Drak** line, not all known but highly professional and valid.

In short, few products but good those selected.

Definitely you should visit **www.toplant.it** also because in this period there is the promotion of **two complimentary plants worth 10 euros with a minimum cost of 49 euros in plants.**

For photos and reviews you can visit the facebook page "**toplant**" or join the facebook group "**toplant aquariums**" which already boasts over 10 thousand subscribers.

MAURIZIO ACQUATI



Maurizio Acquati,

Italian Aquascaper born and raised in the province of Lecco.

Lover of climbing, since he was a child he admired the landscapes that surround him, attracted by the natural arrangements of rocks, woods and trees.

William: Ciao Maurizio, how are you? Tell us a little about yourself and when you started to approach the world of aquariums?

Maurizio: Ciao William, as a child I went to play with my friends in the woods above the house and in particular near a waterfall "la Valvamoggia" and I was always intrigued by the mosses and other epiphytic plants that grew there.

Imagine seeing a waterfall with a jump of 20 meters full of mosses and dripping water... from there my parents bought me a pan where I started growing mixtures and ferns.

The step was short and I started to learn about aquariums thanks to Takashi Amano's first volumes that lent me a shop near home.

William: What is the most fascinating aspect of aquascaping?

Maurizio: It fascinates me a lot to recreate and see scape that represented the undergrowth. Few plants, especially epiphytes and mosses in general.

William: Who or what inspires you when you create a layout?

Maurizio: I'm mainly inspired by fantasy themes and photographs...

Think about the movie Avatar how many inspirations it can give... fun no? Then the real challenge is to be able to represent them in the tank!

William: How long does it take to finish a Hardscape?

Maurizio: Time and space are so intimately connected that the brain often mixes them. Sometimes I just need a rock to create around her all the scape in 20 minutes, other times I don't even finish them... It's an innate ability within us, you can follow rules or take inspiration from other pools but in the end it comes naturally and if it is, you can be sure that the hardscape you created will be harmonious.



William: How do you choose plants for a Hardscape, go to feeling or have you studied everything in detail?

Maurizio: For the theme plants I have experimented a lot, from scape of only mixes and epiphytes (my favorites) to stem plants. However they are for 2-3 types of mosses/plants throughout the scape.

William: Since many enthusiasts think that aquascaping is a relaxing and not tiring hobby, tells our readers how much perseverance, effort and passion is necessary to be able to cure and maintain a tank that will have to participate in the **IAPLC**?

Maurizio: Well, bring a tank to IAPLC takes a lot of passion. The last time I arrived was 46^o and I started practically a year before to build the frame and then to give the maximum in the planting. Not least the photography theme, photographing your own tank for a contest is not easy, it requires experience and familiarity.

William: What advice can you give to those who want to participate in the **IAPLC** for the first time to have an impact layout?

Maurizio: My advice is to look for quality material, go to many shops at the cost of driving miles but go and see and touch the material you are buying! Dimensions and textures of rocks and woods are very important.
But especially abundant in material!
The idea is what matters and you have to have it in mind to start well!

William: Which is your favorite tank and why?

Maurizio: My favorite tank is the one that participated in the 2019 IAPLC
"CYPRESS FOREST".



William: Can you describe the tank including the technique? Filtration, lighting, fertilizers?

Maurizio: Prodigio Substate , fert Alxylon.
I had an Ada Solar II ceiling that consumed so much!!
I currently have a Solar rgb led fortunately!
Eheim professional 4+ Filter.
Ph 6.2
Kh 0
Gh 3

William: Is it easy to find the right hardscape material in Italy?

Maurizio: Finding material in Italy is easy, it is quite expensive but it is found and once bought it is forever! So I would say yes.
Like I said, you have to go miles and go in person.

William: Favorite aquatic plant?

Maurizio: My favorite plant is **Riccardia chamedryfolia** is crazy, in dry start is phenomenal.



William: Favorite fish?

Maurizio: **Nothobranchius** is a "Jewel of the Rain" a wonderful African killifish.

William: Do you have any favorite rocks or woods?

Maurizio: Rocks definitely prefer limestone, as for the woods instead I like the Hornwood.

William: Your favorite substrate?

Maurizio: A substrate I get along with is prodibio.

William: What advice would you give to a newbie?

Maurizio: To a newbie I give this advice: there are very good and talented people in Italy, there are avant-garde shops to trust that give many useful tips. In my time there were no social networks and the internet was in its infancy, now the information is available and easily available in addition to the fact that this hobby has taken hold all over the world!





Portiamo la natura a casa tua

emeraldaquatics.it





fluvio



ITAC

ITALIAN
AQUASCAPING
CONTEST

ITAC is the first Aquascaping Contest in Italy dedicated to all the Aquascapers of the world organized by Fluvio.net.

Aquascapes created by participants are evaluated by an international jury of excellence.

WHAT IS FLUVIO?

Fluvio.net was born on March 21, 2022 with the intent to **train, support and grow conscious aquarists** through an advanced platform rich in **information, support, high quality products and services** that embraces the world of the marine, the sweet up to aquascaping.

MISSION E VISION

Our goal is to allow aquarium lovers to express their maximum potential. We make this possible through **outreach, training, networking and IT services built on the needs of our users with a team of certified experts from every industry.**

ITAC 2022

JUDGES



DIEGO MARINELLI

He plays the role of judge in some international contests: CAPA 2015 and 2022(France), AQSC 2016 (Spain), ROAPLC 2016 (Russia), CPAQ (Brazil) from 2014 to 2022, IIAC (Taiwan) from 2015 to 2022. In the Top 10 at IAPLC in Tokyo 2012 and 2014.

FILIPE OLIVERIA

Aquascaper of consolidated fame, international judge in several contests, Photographer and Designer in Aquaflora, has collaborated and collaborates with many companies of world importance including in recent years with the Elos of Italian extraction. Recognized greatness in his work by Aquascaper for all professionals and fans of the sector.



PAWEL MIELNICZEK

He's been an aquarist since he was 7. He has set up and managed hundreds of aquariums, which have delighted customers not only in Poland but also around the world.

A master in his profession and an extraordinary aesthete when it comes to arrangements. Multiple jury of aquascaping contests.





MARINO VARETTO

Passionate breeder and breeder of many species also particular from the Anabantids to the Cichlids, including discus until the 90s, but the true passion has always been the cultivation of plants and the Aquascaping in particular. He has participated in several international contests, IAPLC on all, and in many workshops and industry events, with courses and installations.

WILLIAM FANTINI

In 2010 he set up his first 60l aquarium.

In 2016 he discovered a new world: aquascaping, a combination of techniques and installations, able to recreate a corner of nature between 5 sheets of glass.

Aquascaping fueled his passion by making him dedicate himself entirely to this discipline.

He is currently a brand ambassador of ABA AQUARIUM, designing, setting up and maintaining aquariums.



AUGUSTO VENERUSO

In 2016 he joined the Troplant team as Aquascaper, from there the first live events in events, fairs and stores. Then after and until today, several collaborations with companies in the sector. I define Aquascape as an art form, with elements taken from nature and with them also inspiration. Cut out a portion of nature sometimes unnoticed and elevate it of its value.



EVALUATION CRITERIA

ARTISTIC IMPRESSION

- GENERAL HARMONY BETWEEN ALL COMPONENTS
 - COMPLETENESS OF THE LAYOUT
 - UNIQUENESS AND CREATIVITY

HARDSCAPE: MATERIALS AND COMPOSITION

- BALANCE IN THE OVERALL COMPOSITION
(DEPTH SENSE, FOCUS, LIGHT AND SHADOW, DETAILS)
- ADEQUATE PROPORTIONS OF LAYOUT, NO MISUSE OF ARTIFICIAL MATERIAL
- REMOVAL OF ALL ACCESSORIES FOR PHOTOGRAPHY

AQUATIC PLANTS CONDITIONS

- GROWING CONDITION OF AQUATIC PLANTS
- AQUATIC PLANTS ARE WITH THE RIGHT COLOUR AND IN THEIR HEALTHY FORM
 - STATE OF HEALTH OF AQUATIC PLANTS
- USE ONLY OF AQUATIC PLANTS AND NOT OF EMERGED PLANTS

NATURAL APPEARANCE

- THE USE OF SPECIES, COLOURS, HEIGHTS, SHAPES OBTAINED BY PRUNING, AND OF THE SIZE OF THE LEAVES IS WELL COORDINATED TO THE LAYOUT AND TO THE NATURAL SCENE THAT HAS BEEN REPRESENTED.

STATE OF MATURATION OF AQUATIC PLANTS

- THE AQUATIC PLANTS HAVE COMPLETED THEIR NATURAL GROWTH AND ARE NOT TOO YOUNG AT THE TIME OF TAKING PICTURE

COORDINATION WITH THE FAUNA

- COMFORTABLE ENVIRONMENT FOR FISH
- RIGHT SIZE AND QUANTITY SELECTION
- CORRECT POSITION AT TIME OF SHOOTING

MANAGEMENT AND CONDITION OF THE TANK

- WATER CONDITIONS, NO IMPURITIES
- ALGAE CONTROL: NO OVERGROWTH OF ALGAE



1° PLACE



RENNIER RECIO KATIGBAK

Dimensions: 120 x 50 x 50

Light: Chihiros Vivid2 e Ledstar QA-WS60, 8 hours a day

CO2: 4 bps 10 hours a day

Techniques: Hardscape made by branch wood, volcanic rocks and white sand.

Fauna: Hemigrammus Bleheri, Hyphessobrycon amandae.

Flora: Micranthemum tweediei 'Monte Carlo', Hemianthus callitrichoides 'Cuba', Bucephalandra sp Sintang, Bucephalandra sp Catherinea, Helanthium tenellum 'Red', Eleocharis parvula, Hygrophila pinnatifida, Riccardia chamedryfolia, Bolbitis heudelotii, Microsorium pteropus 'Trident', Riccia fluitans, Anubias barteri 'Petite', Glossostigma elatinoides, Mayaca fluviatilis, Potamogeton gayi, Rotala red.



2° PLACE



NOBPACHA YIMYOU – DRAMA STREAM

Dimensions: 120 x 45 x 45

Light: LED RGB Max Light Prime Pro 1200 EX + LED 65 W

Filtration: External filter EHEIM CLASSIC 600 + Ceramicring x 2 + UV 36 W

CO2: 3 bps

Substrate: ADA Amazonia+ADA Powersand Advance M

Fauna: Hemigrammus rhodostomus, Paracheirodon axelrodi, Crossocheilus siamensis, Nematobrycon palmeri, Caridina japonica, Otocinclus affinis.

Flora: Microsorium pteropus 'Narrow', Microsorium pteropus 'Trident', Bolbitis heudelotii, Vesicularia sp., Bolbitis heudelotii sp., Anubias barteri var.nana 'Petite', Cryptocoryne petchii, Cryptocoryne wendtii green, Cryptocoryne x willisii lucens, Echinodorus tenellus, Vesicularia sp., Bucephalandra sp., Fissidens fontanus, Eleocharis vivipara, Juncus repens, Vallisneria nana, Cyperus rotundus, Marsilea hirsuta, Marsilea spp., Nymphaea rubra.



3° PLACE



AHMET GÖL – SILENT FOREST

Dimensions: 90 x 50 x 45 cm


Light: Aquantum sirus lgb LED

CO2: Scuba system open 24/24h

Substrate: Dennerle quartz soil lava soil

Fauna: Hyphessobrycon amandae.

Flora: Hygrophila sp. Brown, Bolbitis Heudelotii, Christmas moss, Pellia moss, Willow moss, Rotala sp. Green, hemianthus micranthemoides.





4^o Place Marcin Biedal – THE RIVERBED – ORIGIN OF THE FOREST STREAM - Dimensions: 100x50x50



5^o Place Willem van den Brom Dimensions: 60x45x36



6^o Place Fabio Bassetto – WINDOW - Dimensions: 90x45x45



7^o Place Bruno Fiorenza Dimensions: 100x35x20



8^o Place Gioel Caronna Dimensions: 45x27x30



9^o Place Mert Yilmaz – RISE OF LOTLORIEN- Dimensions: 190x80x55



10^o Place Enrico Galiotto Dimensions: 45x27x30



11^o Place Giulio Brigandì Dimensions: 100x50x45



12^o Place Karthick JK Dimensions: 60x30x36



13^o Place Geoffrey Cabilao - GARDENS OF DREAMS - Dimensions: 45x27x30



14^o Place Raul Albulescu - PE-UN PICIOR DE PLAI - Dimensions: 120x50x50



15^o Place Marina Aru Dimensions: 60x30x36



16° Place Francesco Giampaoli Dimensions: 60x35x35



17° Place Hafsha Azhim Dimensions: 70x40x40



18° Place Mirko Sacchetto Dimensions: 140x90x60



19° Place Alberto Vigo Dimensions: 90x45x45



20^o Place Chris Bende Dimensions: 105x40x50



21^o Place Den maz Fianz Dimensions: 70x40x30



22^o Place Stefan Derks Dimensions: 45x27x30



23^o Place Michele Liccione Dimensions: 40x40x40



24^o Place Daniel van Hengel – MADRE TERRA - Dimensions: 90x45x28



25^o Place Norbert Pal Dimensions: 100x40x52



26^o Place Gerardo Alcantara Dimensions: 30x30x35



27^o Place Angelo Guadagnino Dimensions: 80x40x45



28º Place Raul Pianca Dimensions: 40x22x25



29º Place Mário Dias Dimensions: 80x30x35



30º Place Davide Rosso Dimensions: 90x50x49



31º Place Paolo Campanella Dimensions: 70x50x35



32^o Place Bartek Chobot – MIDNIGHT WALK - Dimensions: 100x40x50



33^o Place Riccardo Ferigo Dimensions: 100x40x40



34^o Place Anthony Violi – PASSAGE OF MYSTERIOUS DARK ROOT - Dimensions: 30x30x30



35^o Place Alessandro Belforte Dimensions: 150x50x60



36^o Place Daniele Ponzio Dimensions: 100x30x45



37^o Place Simone Fioravanti Dimensions: 80x30x40



38^o Place Cristian Anghel Dimensions: 40x38x38



39^o Place Massimiliano Strano Dimensions: 35x25x20



40° Place Salvatore Rachele Dimensions: 80x40x55



41° Place Manuel Bologna Dimensions: 101x40x50



42° Place Panciumircea Sebastian - YASMINA'S GARDEN - Dimensions: 120x50x60



43° Place Ranil Abug Dimensios: 55x30x30



44° Place Francesca Bresciani Dimensions: 38x38x43



45° Place Fabio De Filippis Dimensions: 80x30x40



46° Place Rachid Bouchama Dimensions: 40x30x28



47° Place Luciano Ferretti Dimensions: 30x30x30



fluvio



ITAC

ITALIAN
AQUASCAPING
CONTEST

GRAZIE!!

It was anything but obvious the success of ITAC 2022 but thanks to the passion, courage, determination and desire to get involved of competitors we were able to achieve good results, with tanks from every corner of the world.

We thank all the participants of the contest.

We expect even more for ITAC 2023.

Stay up to date on:

www.itac-contest.it



Portiamo la natura a casa tua

emeraldaquatics.it



SPECIAL THANKS

I personally thank all the ITAU TEAM for their professionalism and their availability.

I thank all my colleagues and friends of FLUVID.NET for having studied, organized, publicized and celebrated ITAC 2022. in particular Piero Ballarini (Mister Rio), Diego Marinelli, Marino Varetto and Augusto Veneruso; it was a pleasure to work and collaborate with you!

I thank Dora Francesca Fera for the photo of her *Tonina fluviatilis* on the cover and *Ludwigia polycarpa* on the back.

I thank all the companies that collaborate with Scaper Mag:



CONTACTS

To contact us write to: scaperroom@hotmail.com

I invite you to follow all my social channels to stay updated on future projects:



Copyright 2023 FANTINI WILLIAM - SCAPER ROOM

All rights are reserved.

The texts are the property of Fantini William - SCAPER ROOM pursuant to and for the purposes of the Universal Copyright Convention of Geneva 1952 and the Law of 22 April 1941 nr. 633 amended by Law no. 128 of 22 May 2004.

All images have been donated by the legitimate owners for the purpose of editing this magazine. any images subject to copyright and incorrectly published, will be immediately removed upon notification of the owner of the rights.

The first part of the document discusses the importance of maintaining accurate records of all transactions. It emphasizes that every entry, no matter how small, should be recorded to ensure the integrity of the financial data. This includes not only sales and purchases but also expenses and income. The text suggests that a consistent and thorough record-keeping system is essential for identifying trends and making informed decisions.

Next, the document addresses the issue of budgeting. It explains that a well-defined budget helps in controlling costs and maximizing resources. By setting a clear financial plan, individuals and organizations can avoid overspending and ensure that their financial goals are met. The text provides practical advice on how to create a budget that is realistic and adaptable to changing circumstances.

The third section focuses on the importance of regular financial reviews. It states that periodic assessments of the financial situation allow for the identification of areas where adjustments may be needed. This process involves comparing actual performance against the budget and analyzing the reasons for any variances. The document encourages a proactive approach to financial management, where potential issues are addressed before they become significant problems.

Finally, the document concludes by highlighting the long-term benefits of sound financial practices. It notes that consistent attention to detail and a commitment to financial discipline can lead to sustained growth and stability. The text serves as a guide for anyone looking to improve their financial health and achieve their long-term objectives.

IN COLLABORATION WITH:



NEXT ISSUE
APRIL 2023