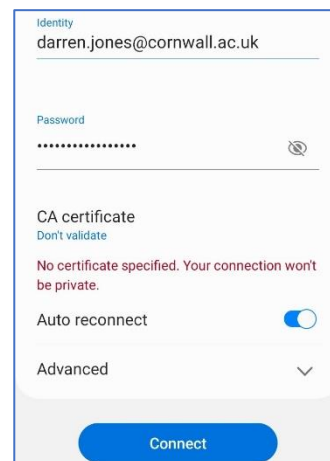
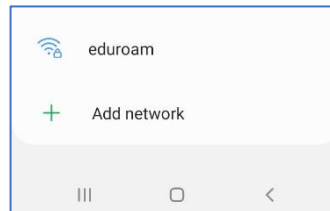
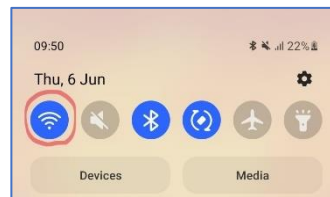


## Install Office 365 onto a Personal Device (Android)

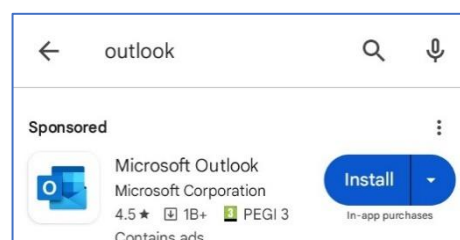
This guide will run through how to download, install and setup Microsoft 365 on your personal Android device.

Firstly, make sure your device is connected to the internet. If you are on a Cornwall college campus you can connect to the eduroam Wi-Fi by performing the following:

1. Open your Wi-Fi settings by swiping from the top of your screen down then tap on the Wi-Fi icon.
2. Tap on the eduroam Wi-Fi connection.
3. Enter your Cornwall college email address and password then check that the certificate is set to "Don't Validate" then click "Connect".



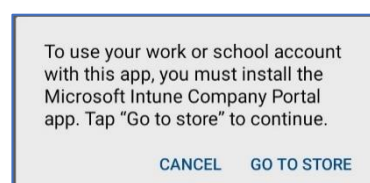
Once connected to the internet open the Google Play store and search for the Microsoft 365 App you want to use then tap "Install".



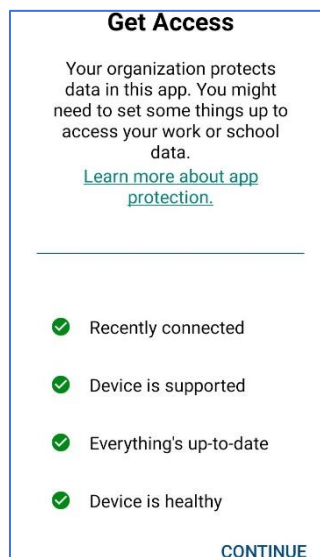
When the App has downloaded and installed open the App and sign in with your Cornwall college email and password.



Once signed in you will be asked to download the Company Portal. Tap on "GO TO STORE" to be directed to the Google Play Store and tap "Install".



After a short while your Microsoft 365 app will sync with our app protection policy and make sure your device is compliant. If your device is not compliant the app will let you know why and provide steps on how to resolve this. When your device is compliant you will be allowed to continue to the next step.



**Get Access**

Your organization protects data in this app. You might need to set some things up to access your work or school data.

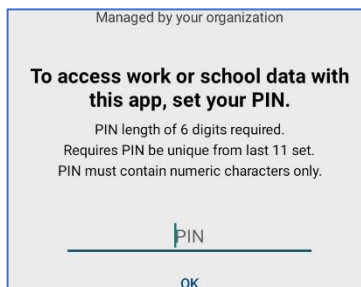
[Learn more about app protection.](#)

---

- ✓ Recently connected
- ✓ Device is supported
- ✓ Everything's up-to-date
- ✓ Device is healthy

CONTINUE

As part of the College's app protection policy you will need to set a PIN for the app in order to access it (this is only for any Cornwall College Microsoft 365 apps and not for the device itself). Choose a 6-digit PIN and confirm.



Managed by your organization

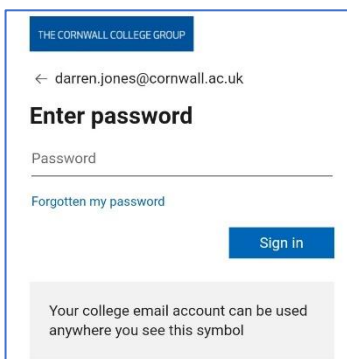
**To access work or school data with this app, set your PIN.**

PIN length of 6 digits required.  
Requires PIN be unique from last 11 set.  
PIN must contain numeric characters only.

PIN

OK

You will then be asked to enter your Cornwall college password to complete the setup. Once done tap "Sign in".



THE CORNWALL COLLEGE GROUP

← darren.jones@cornwall.ac.uk

**Enter password**

Password

[Forgotten my password](#)

Sign in

Your college email account can be used anywhere you see this symbol

Please contact the helpdesk ([helpdesk@cornwall.ac.uk](mailto:helpdesk@cornwall.ac.uk) or (01209) 616111) if you need further assistance.