



Term 4 2023 Online Edition

For pricing visit us
online or contact us for
for a hard copy flyer

For wholesale pricing on all our products:

Create an account
and login to our
website

Order deadline

Place your orders
by 30th November
to secure a January
2024 delivery



What's Inside

Whiteboard Cabinets

Chairs and Stools

Tables and Desks

Educational Units

Storage and Display Solutions

Soft Furnishings



educated
furniture
built for learning

Whiteboard Cabinets

Optimise your storage and make learning visible.

Find out more



Whiteboard cabinets are our speciality

Choose from a wide array of cabinet bases that include cupboards, drawers, cube crates and tote trays to enhance your unit. All upper levels have adjustable shelving, hiding behind the sliding whiteboards, making them the ultimate all-in-one storage solution and collaborative workspace. Locks can be added to all drawers, doors and whiteboards for secure storage of televisions, electronic devices and other resources.

Our sliding whiteboards feature premium quality German engineered soft closing technology, improving the safety of the user by effectively minimising the risk of crushed fingers or hands. All our whiteboards are frameless and feature a solid MDF core with high quality and durable porcelain surface and sleek handles.

Depending on the combination of units you choose, the width of your cabinet can vary between 1600mm wide (being the smallest size) to the largest option of 4800mm wide.

Our 400 deep units are all 2000mm high x 400mm deep with the interior shelves of the base unit (lower section) being 400mm deep and depth in the top section (behind the whiteboards) being 290mm deep.

We also offer 600mm deep x 2000mm high cabinets which have been designed and developed especially for STEM rooms where bulkier items may need to be stored. The interior shelves of the base cabinets (lower section) are 600mm deep and the shelving behind the whiteboards being 490mm deep.



2600W x 2000H x 400D
 2600 Whiteboards
 1 x Unit C
 1 x Unit F
 1 x Unit C
 + Tote Trays

2400W x 400D x 2000H
 2400 Whiteboards
 1 x Unit R
 1 x Unit C
 1 x Unit A
 + Tote Trays and Cube Bins



Example Whiteboard Package

3600W Whiteboards
 1 x Unit R
 1 x Unit G
 1 x Unit C
 1 x Unit I
 + Tote Trays & Cube Bins



Example Whiteboard Package

3200W Whiteboards
 1 x Unit V Cupboard
 1 x Unit B
 1 x Unit D
 1 x Unit F
 + Tote Trays & Cube Bins



Porcelain Whiteboard Standard Sizes

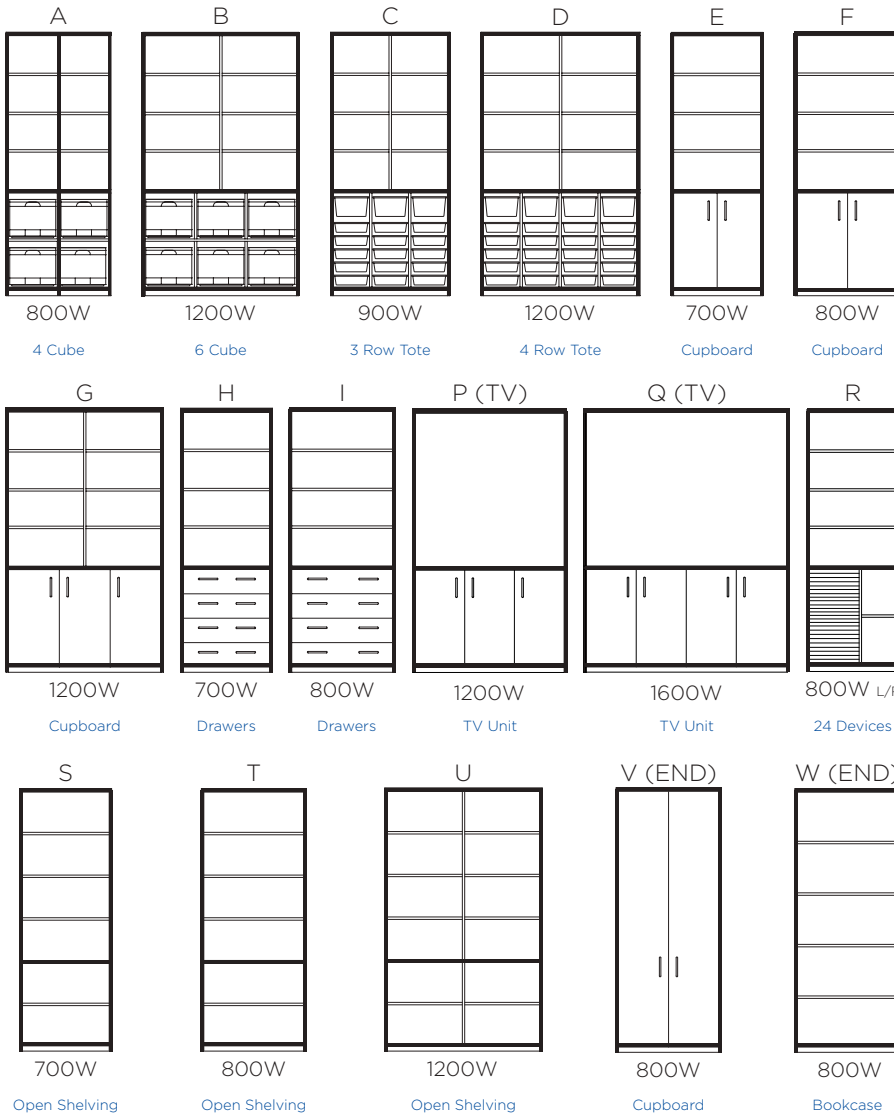
1800W x 400D x 2000H - with 2 900 x 1200 boards
 2400W x 400D x 2000H - with 2 1200 x 1200 boards
 3000W x 400D x 2000H - with 2 1200 x 1500 boards
 3600W x 400D x 2000H - with 2 1800 x 1200 boards
 4800W x 400D x 2000H - with 2 2400 x 1200 boards

Example Whiteboard Package

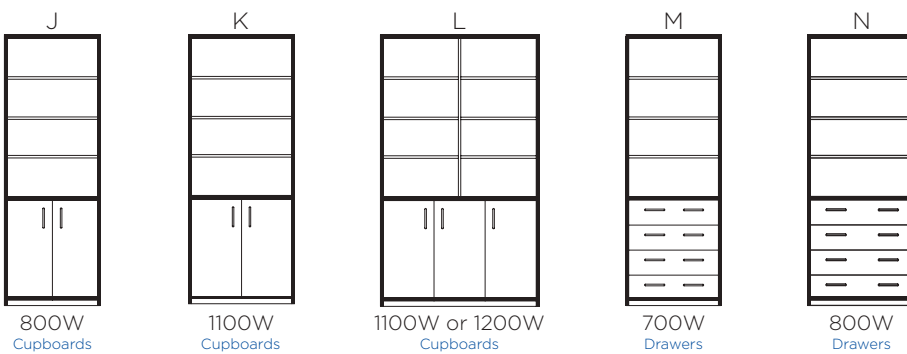
2400W Whiteboards
 1 x Unit E
 1 x Unit C
 1 x Unit A
 + Tote Trays & Cube Bins



400mm Deep Base Units



600mm Deep Base Units



Extra Options

Tote Trays

Small 400L x 270D x 75H
 Large 400L x 270D x 150H
 Grey | Red | Blue | Clear



Cube Crates

Stand alone or stack
 360L x 360D x 280H
 Clear | Blue | Grey



DQLS - Acoustics

Cabinets can also be fitted with built-in acoustic absorbent coverings that can be customised in your choice of colour, design or branding.



Locks

Add locks to whiteboards, doors and drawers for secure storage of televisions, devices and other resources
 Locks on doors
 Locks on drawers
 Locks on whiteboards

NB: Trays and Cube Crates sold separately

Our Sales Team



Graham Lyons
 Territory Account Manager
 Auckland, Northland & Waikato
P 021 537 760
E graham@educatedfurniture.co.nz



Jono Mills
 Territory Account Manager
 Lower North Island & Upper South Island
M 021 537 740
E jono@educatedfurniture.co.nz



Carlin Secker
 Territory Account Manager
 Far North & Central North Island
M 020 4068 6942
E carlin@educatedfurniture.co.nz



Jo Kingsbusy
 Territory Account Manager
 Central & Lower South Island
M 022 398 9067
E lisa@educatedfurniture.co.nz



Kirsty Hamilton
 Office Administrator & Sales Support
P 09 430 8000
P 0508 645 397 (toll free)
E sales@educatedfurniture.co.nz

(SKU: 176)

EN One Chair

All you need in a chair.

Exclusive to Educated Furniture

Our very best polypropylene chair, the EN One's child friendly design offers fantastic ergonomics and all day comfort and flexibility.

It's easy to stack and can fit an incredible 21 high within a 2 meter space. The intelligent one piece form makes it simple to clean and is suitable for both indoor and outdoor use.



- EN ONE3 Yrs 1 - 2
- EN ONE4 Yrs 3 - 4
- EN ONE5 Yrs 5 - 6
- EN ONE6 Yrs 7 - 13

Contact us for a quote!

E sales@educatedfurniture.co.nz

P 0508 645 397



Find out more



Huge 21 year warranty



100% recyclable



Weight limit of 150kg



Exceptional ergonomics



Lightweight, durable and stackable up to chairs 21 high



Chairs and Stools

Envy Chair

(SKU: 234)

Polypropylene Seat
Quality chrome plated tubular frame
Free trolley with every 40 Envy Chairs ordered
NB White an indent colour

Stackable and linkable



Optional Extras

Additional trolleys can be purchased as required

Rainbow Chairs

(SKU: 117)

Polypropylene seat
Stackable (without arms)
Heavy duty frame with a grey hammertone powder coat finish

Year 0-2 310H

Year 3-4 360H



These little chairs are great for pre-school and primary school aged children and co-ordinate perfectly with our EC and SC colours

Optional Extras:

Add arms
Add adjustable legs
Add adjustable legs and arms

MLE Stools

(SKU: 126)

Four heights available:
400, 450, 550, 660mm
19mm square steel frame
45mm thick foam seat



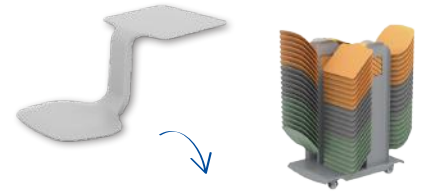
Seats can be upholstered in Pacifica Vinyl or your choice of hard wearing fibreguard fabric



ZTool

(SKU: 178)

660 x 570 x 400mm
Weight: 1.7 kg
Versatile work surface for writing or using laptops on the ground, in a chair or outdoors



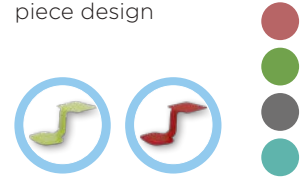
Portable and stackable with no assembly required



Lightweight one-piece design

Optional Extras:

Ztool trolleys: **From \$172**



(SKU: 124)

Pepper Stool

Elevated seating made simple.

With a contoured polypropylene seat, solid steel frame and plenty of colours to choose from, the Pepper Stool is sure to be a great addition to your classroom.

With three height options to choose from the Pepper Stool also caters to students from Year 1 through to Year 13.



Stacks four stools high

25mm round solid-welded steel frame

Easy clean polypropylene seat

Find out more



Titan Chairs

(SKU: 175)

Made from virgin polypropylene
160kg weight rating
(size 6 chair)
Stacked up to 12 high

5 sizes available
310 - 460mm high



Size 2 - 310H Preschool
Size 3 - 350H Year 1-2
Size 4 - 380H Year 3-4
Size 5 - 430H Year 5-6
Size 6 - 460H Year 7-13

Lightweight and stackable

Teardrop Bean Bags

(SKU: 473)

Premium canvas
12 month warranty

Bean bags come pre-filled with liners inside

Black piping and air vents in base



Taurus Stool

(SKU: 254)

Size: 435W X 750H
Great for staff rooms, communal areas, or even in the classroom.

Comfortable, durable, easy to clean and stackable



Fritter Floor Cushions

(SKU: 172)

Size 500mm diameter
80mm thick
Heavy duty foam with vinyl cover
12 month warranty

Optional Extras:

Fritter trolleys: **From \$172**
Single trolley #472a (holds 10)
Double trolley #472b (holds 20)
Triple trolley #472c (holds 30)



(SKU: 302)

Peekaboo Stool

Award winning design.

The Peekaboo student stool is strong and stable, perfect for any learning space and suitable for both indoor and outdoor use.

Made from durable plastic, it is lightweight and stackable for easy storage. The award-winning design prevents the 'vacuum effect' when stacked together, and unstacks as easily as it stacks.

Overall: 400W X 410D X 467H
Back: 50H
Seat: 340W x 300D



(min 4 stools per order)

Soft peel shaped top acts as a backrest and carry handle

Easy to clean and no parts to repair



Lightweight, durable and stackable up to 14 high for easy storage

100% recyclable





NEW
product

Konfurb Pala

(SKU: 656)

440W x 510D x 820H
Stylish seating option for staffrooms
Solid wood natural colour frame with black powder coated steel footrest



Choose between a polypropylene shell or an upholstered seat for added comfort

Adjustable height levelling glides



NEW
product

Luna Barstool

(SKU: 507)

410W x 350D x 740H
Seat cushion 380mm thick
Stylish seating option for staffrooms
Solid oak legs
15 year guarantee
100kg weight rating
Flexible polypropylene shell in Black or White.

Seat cushion can be made in any of the Breathe or Crown Fabric ranges. See swatches on our website. Other fabrics in our range can be chosen on request.



Shell Colour

Luna Visitor Chair

(SKU: 508)

470W x 440D x 420H
Seat cushion 440mm thick
Stylish seating option for staffrooms, meeting rooms and reception areas
Solid oak legs
15 year guarantee
100kg weight rating
Flexible polypropylene shell in Black or White.

Seat cushion can be made in any of the Breathe or Crown Fabric ranges. See swatches on our website. Other fabrics in our range can be chosen on request.



Shell Colour

from \$280 ea

Konfurb Luna

(SKU: 667)

640W x 640D x 1075H
 Back: 430W x 550H
 Seat: 500W x 480D

Breathable mesh back and high density polyurethane seat foam for durability and comfort



Synchronised seat and back tilt and tension adjustment

Large nylon base with 65mm castors

Optional Extras:

Soft PU castors
 Height adjustable arms
 Polished aluminium base
 Chrome gas lift
 Headrest




Buro Mentor

(SKU: 662)

635W x 640D x 1020H
 Back: 485W x 575H
 Seat: 515W x 480D

Synchronised seat and backrest angle with 4 position locking adjustment



Polyurethane moulded foam seat

Black nylon of polished aluminium base

Optional Extras:

Height and width adjustable arms
 3 lever with seat slide
 Customer specified fabric (seat only)



Buro Roma Mid Back Chair

(SKU: 240)

630W x 600D x 1120H
 Back: 430W x 445H
 Seat: 460-590H
 130 x 48mm gas lift



2 Lever

3 Lever

Adjustable seat and back rest angle

Polyurethane moulded foam & D1 nylon base with 60mm twin wheel castors

2 Lever
 3 Lever

Great teacher's chair



Optional Extras:

Height and width adjustable arms
 3 lever with seat slide
 Customer specified fabric



Buro Dakota II

(SKU: 242)

660W x 730D x 1150H
 Seat: 470-535H
 A stylish heavy duty executive chair for any boardroom or office



High density polyurethane moulded foam

Body weight tension adjustment

Synchronised adjustable seat and back rest angle.

Buro Roma High Back Chair

(SKU: 241)

Overall: 630W x 600D x 1180H
 Back: 430W x 445H
 Seat: 465-595H
 130 x 48mm gas lift



2 Lever

3 Lever

Adjustable seat and back rest angle

Ratchet height adjustment back/lumbar

Polyurethane moulded foam and D1 nylon base with 60mm twin wheel castors

2 Lever
 3 Lever

Great teacher's chair



Optional Extras:

Seat slide mechanism
 Height and width adjustable arms
 Polished aluminium base
 Customer specified fabric



(SKU: 127)

High Bob Stool

High level posture support.

NEW
product

CONTACT US FOR A QUOTE

E sales@educatedfurniture.co.nz

P 0508 645 397

With its flexible back and ergonomic shell, the High Bob Stool ensures users have plenty of posture support while still allowing for movement when sitting.

Born after numerous requests from customers for a stool with a back, the High Bob Stool is designed to be the perfect accompaniment for our high tables, bar leaners and lab benches.

The reinforced polypropylene shell and quality steel frame make the stool lightweight, strong and durable as well as very easy to clean.

Suitable for a wide range of environments and available in four versatile colours, the High Bob Stool is sure to be a great addition to classrooms, labs, STEM rooms and staffrooms

Overall dimensions: 510W 535D x 660H



Flexible back providing posture support and allowing movement



Stackable up to four stools high



Re-inforced, lightweight polypropylene shell



25mm round solid-welded steel frame





Buro Polo Stool

(SKU: 672)

580W x 580D x 615H
 Seat: 615-860H
 Height-adjustable drafting stool that promotes 'active sitting'

Rock side to side and swivel while sitting

Easy to sit on and get up off encouraging ongoing movement and postural change



Adjustable seat height with an adjustable architectural foot ring

Comes with the option to have glides or castors

Mondo Java Mesh Back

(SKU: 659)

580W x 590D x 890H
 Back: 455W x 430H
 Seat: 440-560H
 Gas lift seat height adjustment
 Also available as high and mid back chair

Breathable mesh back and high density moulded 'dual foam' seat



Independently adjustable seat and back tilt

Great teacher's chair

Strong nylon base with twin wheel hooded castors

Optional Extras:
 Polished aluminium base
 Height and width adjustable arms
 Customer specified fabric

Buro Revo Stool

(SKU: 671)

540W x 500D x 555H
 Seat: 350 diameter
 Height: 490 - 675H
 Adjustable seat height

Great addition to workspaces, labs and classrooms



High density polyurethane moulded foam

Comes with Black Vinyl top or can be made in your choice of fabric

Black nylon or polished aluminium base

Optional Extras:
 Architectural 270mm gas lift
 Height adjustable chrome foot ring
 Customer specified fabric

Black Vinyl

Low Rider Chair

(SKU: 459)

MDF carcass, filled with high quality, high density NZ grade foam
 470W x 610D
 640H from bottom of the chair to the top of the back

Especially popular in library settings or quiet spaces in classrooms

Chairs can be placed together in a group or individually around a kneeler table or classroom table



Can be made in any of our Standard, High and Premium Quality Ranges

Neo Chair

(SKU: 655)

680W x 630D x 855H
 Back: 605W x 450H
 Seat: 680W x 490D
 Full 5 year guarantee (excluding upholstery)

Quick shipping in Keylargo Ash fabric

Can also be made in any of our Standard, High and Premium Quality Ranges



High density soft pile foam

Stylish and comfortable visitor chair in reception and waiting areas

Strong 4 leg wooden base

Keylargo Ash



Tables and Desks

Classroom Tables

(SKU: 85)

Sizes Available

- 800L x 800D
- 800L x 600D
- 1200L x 600D
- 1200L x 800D
- 1600L x 600D
- 1600L x 800D
- 1800L x 600D
- 1800L x 800D
- Or any size on request



Tables can be made with locking castors for easy portability

Tables can be made with adjustable legs so they can be adjusted to different age groups and activities

Tops can be made in any of our Educated or Standard Colours or with Whiteboard tops for collaborative learning

Optional Extras:

- Adjustable legs - 530 - 625 - 685 - 725 mm
- Tall Tables 800 and 900 high
- With 4 locking castors
- Heavy duty frame with 51 mm round legs
- Other sizes available on request

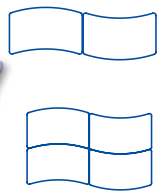
Swerve Tables

(SKU: 164)

- 1200L x 800D x Height of your choice
- 18mm Melteca tops
- Solid 2mm PVC Edges
- 32mm round steel legs



Versatile tables that can be arranged in groups or placed as individual tables for seating 4 students



Optional Extras:

- Adjustable legs - 530 | 625 | 685 | 725 mm
- Tall Tables 800 and 900 high
- With 4 locking castors
- Heavy duty frame with 51 mm round legs

Horseshoe Tables

(SKU: 162)

- 1800L x 800D x Height of your choice
- 18mm Melteca tops
- Solid 2mm PVC Edges
- 32mm round steel legs

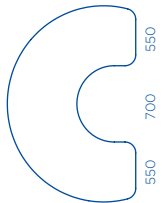


Adding a whiteboard tops is a great low-tech teaching and learning tool that encourages collaboration and makes learning visible.



Optional Extras:

- Adjustable legs - 530 | 625 | 685 | 725 mm
- With 4 locking castors
- Whiteboard tops



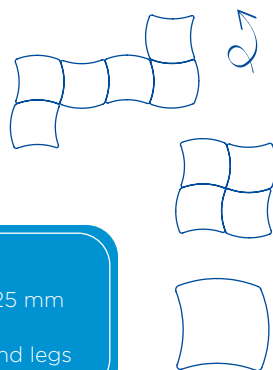
Switch Tables

(SKU: 163)

- A** - 800L x 800D Year 1-6
- B** - 1000L x 1000D Year 7-13
- 18mm Melteca tops
- Solid 2mm PVC edges
- 32mm round steel legs



Switches offer lots of flexibility - working well as individual tables for four students or placed together in larger groups



Optional Extras:

- Adjustable legs - 530 | 625 | 685 | 725 mm
- Whiteboard top
- Heavy duty frame with 51 mm round legs

Tall Tables

(SKU: 130)

- 800H - Year 1-4
- 900H - Year 4-13
- Heavy duty frame with 51mm round legs



Perfect for students of all ages working in small groups teamed up with our Pepper Stools or MLE Stools.



Size options

- 1200L x 600D/800D
- 1600L x 600D/800D
- 1800L x 600D/800D
- 1200L x 1200D
- 1200L x 1800D
- 1200L x 2400D

Omega Tables

(SKU: 168)

18mm Melteca tops
Solid 2mm PVC Edges
32mm round steel legs

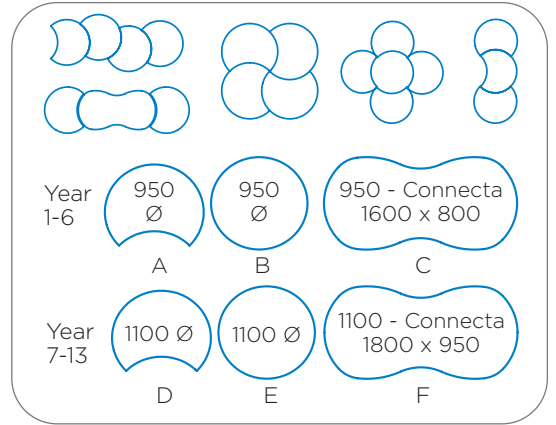


Omega tables give you flexibility to change the shape to suit different tasks during the day. The Connecta table also gives you the group stand-alone table.



Optional Extras:

Adjustable legs - 530 | 625 | 685 | 725 mm
With 4 locking castors
Whiteboard tops



Wooden Pen Rail Desk

(SKU: 103)

600W x 500D top
Solid hard wood top
Comes with desk tray
Straight legs so desks can form groups
Heavy duty steel hinge with steel pivot



Fixed Top Desk

(SKU: 105)

600W x 475D fixed top
Comes without desk trays
Frame 32mm
Straight legs so desks can form groups
Rounded corners



Standard Heights for all Desks

Year 1-2
560mm high

Year 3-4
625mm high

Year 5-6
685mm high

Year 7-8
725mm high

Optional Extras: Add a modesty panel to the lift top, fixed top or single desks

Single Desk

(SKU: 318)

600 x 475 fixed top
With or without desk tray
Straight legs (desks can form groups)
Round corners at front, square corners on back



Lift Top Desk

(SKU: 102)

600 x 500 top
Comes with desk tray
Frame 32mm
Straight legs (desks can form groups)
Front corners rounded
Heavy duty steel hinge with steel pivot



Double Desk

(SKU: 319)

1200 x 600 fixed top
Comes with or without desk trays
Round corners at front, square corners on back



Tote Tray Table

(SKU: 86)

Three sizes available:
1800 x 800 - 6 trays
1200 x 800 - 4 trays
1600 x 800 - 4 trays



Optional Extras:

Adjustable legs - 530 | 625 | 685 | 725 mm
With 4 locking castors
Whiteboard tops



Straight legs so desks can be placed in groups

Kneeler Table

(SKU: 163)

Two sizes:

- A** - 1200L x 400D x 400H
 - B** - 1200L x 600D x 400H
- 32mm round steel legs
18mm Melteca tops with solid 2mm PVC edges

Pair with our Fritters (SKU: 172) and add a whiteboard top to create a low tech collaborative learning solution



Optional Extras:

Adjustable legs - 530 | 625 | 685 | 725 mm
With 4 locking castors
Whiteboard tops

Great in ECE's, libraries and Junior classrooms

Round Table

(SKU: 87)

Two sizes:

- A** - 900 diameter
 - B** - 1200 diameter
- 530H without adjustable legs

18mm Melteca tops with solid 2mm PVC edges

32mm round steel legs



Useful in classrooms, libraries and meeting rooms

Optional Extras:

Adjustable legs - 530 | 625 | 685 | 725 mm
With 4 locking castors

NEW product

Zed Desk

(SKU: 106)

Our new Zed Desk is built to last and is ideal for senior classrooms where individual and collaborative learning arrangements may be needed.

With a generous work top and frame that does not protrude from edges, Zed's can form groups or be easily set apart to create individual exam spaces that help minimise distractions.

Perfectly paired with our **Summit Chair** (SKU:180a) or our **En One Chair** (SKU:176)

Two top options available:

- A** - 600L x 600D
Standard top with rounded corners
- B** - 600L x 600D
Contour shaped top with rounded corners

Custom widths of 800L or 1200L also available

Heavy duty 50 x 25 grey hammertone powdercoated steel frame

Generous space of 525mm between legs for chairs

Tops can be made in any of our EC or SC options



Teacher's Desk 1200

(SKU: 338)

1200L x 700D
2 drawers complete with steel drawers and runners
Heavy duty steel frame

Also available in 1500L (SKU: 339) with two standard drawers and 1 deep drawer

Can be made in any of our Educated Colours and Standard Colours



Made especially for teachers

Study Carrels

(SKU: 299)

- A** - Single
800L x 600D x 400H
 - B** - Double
1600L x 600D x 400H
- 200mm shelf
32mm diameter legs
Solid 2mm PVC edges
Rounded corners

A great option to have a couple of these within a large big learning space.

Study carrels can also be made to your height specifications



Perfect for students who want to work quietly on their own

Agile Electronic Desk and Workstation

(SKU: 565 & 566)

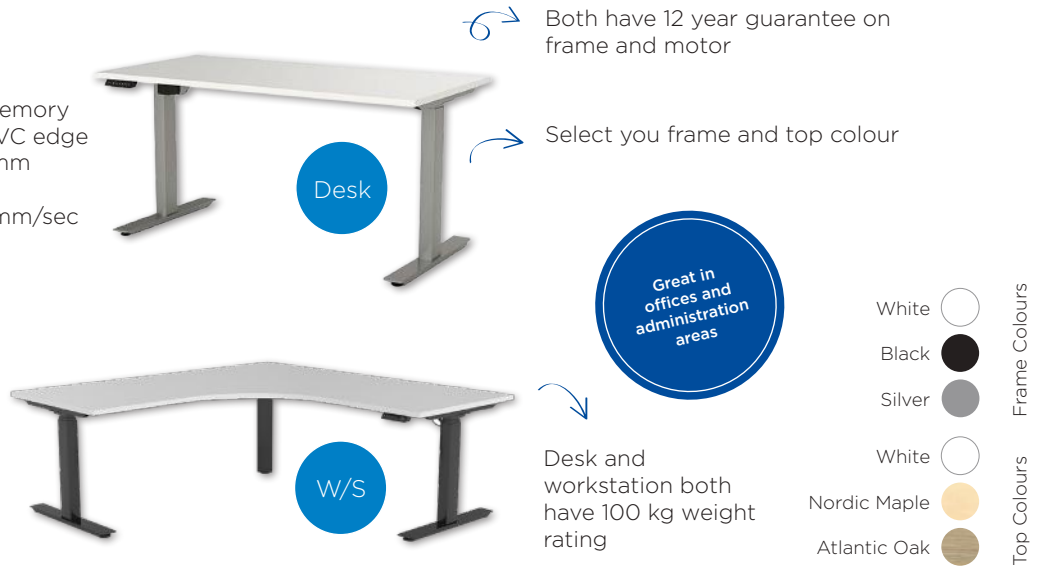
Smooth silent path so no co-worker disturbance
 Digital height readout with 4 point memory
 25mm work surface with matching PVC edge
 Two column height range 680 - 1130mm including work surface
 Single motor up and down speed 22mm/sec

Desk (SKU: 565)

A - 1200L x 700D
B - 1500L x 800D
C - 1800L x 800D
 Optional cable trays are available

Workstation (SKU: 566)

A - 1500L x 1500L x 700D
B - 1800L x 1800L x 700D



Arise Deskalator

(SKU: 520)

Small: 680L x 790D
Medium: 890L x 790D
 Adjusts straight up and down from 150h to 500h
 13 available options for height adjustment
 Design avoids any danger of clamping injury



White

Black

Upanatom Laptop Stand

(SKU: 526)

Mobile laptop sit stand desk
 Desk height: 720 - 980mm H
 Overall top: 600L x 385D
 Foot print: 630L x 625D
 Single lever has height adjustable polypropylene platform large enough to suit a 17 inch laptop



Fully mobile on locking castors

Concave Table

(SKU: 169)

Two sizes available:
A - 2000L x 550D x 900H - to fit behind 1130 Curved Ottoman with Back (SKU:496a)
B - 2400L x 550D x 900H - to fit behind our 1500 Curved Ottoman with Back (SKU:496b)
 Powdercoated 51mm round steel legs
 18mm Melteca tops with solid 2mm PVC edges



Pair Table A with our 1130 Ottoman with Back (SKU 496a) or Table B with our 1500 Ottoman with Back (SKU 496b) in a break out space or library



Converse Bar Learner

(SKU: 766)

A - 1500L x 700D
B - 1600L x 800D
C - 1800L x 800D
 Can be made at either 1050H or 900H
 Powdercoated A frame including 50 x 50 legs and 50 x 25 rails

Great in staffrooms

25mm Melteca tops with solid 2mm PVC edges

Works well teamed up with our Emi Stools, Luna Stools or Konfurb Pala Stools



Kompakt Bar Leaner

(SKU: 765)



- A** - 1500L x 700D
 - B** - 1600L x 800D
 - C** - 1800L x 800D
- Can be made at either 1050H or 900H
32 x 32 solid steel powdercoated H frame



Great in staffrooms

25mm Melteca tops in any of our Educated and Standard colour ranges.

Kompakt works well teamed up with our **Emi Stools** (SKU: 271), **Luna Stools** (SKU: 507) or **Konfurb Pala Stools** (SKU: 656)

Pavo/Orion Bar Leaner

(SKU: 762)



- A** - 600L x 600D square
 - B** - 700L x 600D rectangle
 - C** - 800L x 800D square
 - D** - 600 diameter round
 - E** - 700 diameter round
- Overall height 1085mm
Adjustable feet for uneven surfaces
25mm Melteca tops

Great in staffrooms and meeting rooms



Brushed stainless steel base

Pavo Table

(SKU: 854)



- Rectangle (2 bases)**
 - A** - 1800L x 800D
 - B** - 2000L x 1000D
 - C** - 2400L x 1200D
 - Square (1 base)**
 - D** - 800L x 800D
 - E** - 900L x 900D
 - F** - 1000L x 1000D
- Overall height 750mm

Great in staffrooms and meeting rooms



25mm Melteca tops
Brushed stainless steel base

Orion Table

(SKU: 853)



- Rectangle (2 bases)**
 - A** - 1800L x 800D
 - B** - 2000L x 1000D
 - C** - 2400L x 1200D
 - Round (1 base)**
 - D** - 800 diameter
 - E** - 900 diameter
 - F** - 1000 diameter
 - F** - 1200 diameter
- Overall height 750mm

Great in staffrooms and meeting rooms




25mm Melteca tops
Brushed stainless steel base

iQuad Table

(SKU: 762)



- A** - 800L x 800D x 725H
- B** - 1200L x 800D x 725H
- C** - 1600L x 800D x 725H
- D** - 1800L x 800D x 725H
- E** - 2000L x 800D x 725H
- F** - 800L x 800D x 725H
- G** - 1200L x 800D x 725H
- H** - 1600L x 800D x 725H
- I** - 1800L x 800D x 725H
- J** - 2000L x 800D x 725H



25mm Melteca tops with square corners



Great in staffrooms and meeting rooms

50mm powdercoated square legs with 50 x 25 heavy duty rails

iQuad Coffee Table

(SKU: 801)



Quality heavy duty coffee table
25mm Melteca tops with square corners
Three standard sizes:
A - 600L x 600D
B - 800L x 600D
C - 1200L x 600D
Can also be made to size

25mm Melteca tops with square corners



Great in staffrooms and reception areas



50mm powdercoated square legs with 50 x 25 heavy duty rails

Workstation Range

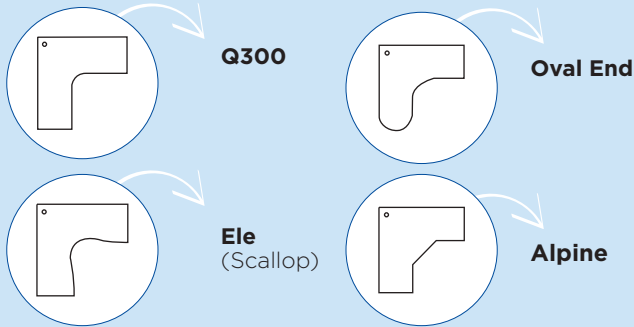
Contact us for a quote!

Our workstations are made to order so you can customise them to suit your environment.

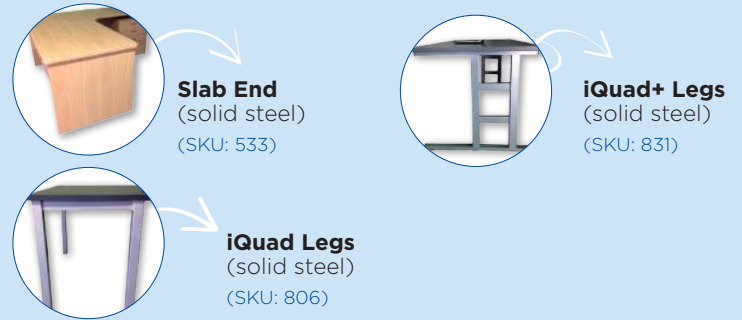
E sales@educatedfurniture.co.nz

P 0508 645 397

Choose your top shape and colour/finish



Choose your legs




Choose the top size

- 1200L x 1800L (left or right)
- 1200L x 2000L (left or right)
- 1200L x 2400L (left or right)
- 1800L x 1800L (left or right)

Workstations come standard with a cable port in the corner of the top. More can be added on request.

Choose the top depth

- 600D, 700D, 750D, 800D
- Or any other increment you specify



Comes fully assembled

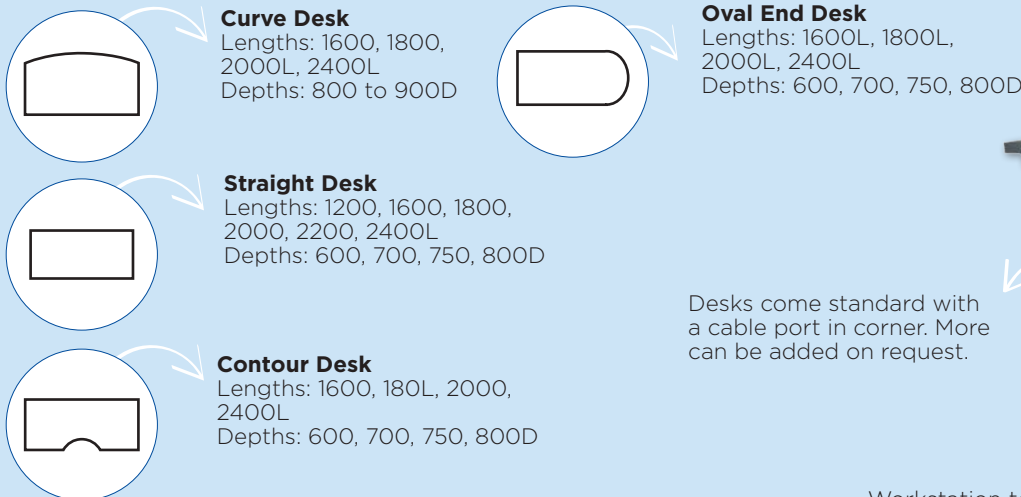
Workstation tops can be made in any of our EC or SC Melteca colours/finishes



Desk Range

Our desks are made to order so you can customise them to suit your environment.

Choose your top shape, dimensions and colour/finish



Comes fully assembled

Desks come standard with a cable port in corner. More can be added on request.



Workstation tops can be made in any of our EC or SC melteca finishes



Choose your legs



Educational Units

iPad and Chromebook Storage Units

(SKU: 420)

Mount your powerpack and plugs on the back and thread the plugs through the cable port holes
Complete with locks
Heavy duty castors

2 rows - stores 16 Chrome Books 620L x 600D x 725H

3 rows - stores 24 Chrome Books 840L x 600D x 725H

4 rows - stores 32 Chrome Books 1175L x 600D x 725H



Slot size for all units 260W x 35D x 250H -
Maximum Height 425mm



Add power boards

Includes surge protection

2 Row Unit

3 Row Unit

4 Row Unit

Laptop Storage Units (12, 15, 24 and 30 Slots)

(SKU: 400 & 401)

Heavy duty locking castors bolted through base
Holes for all cabling including power cords at back
Heavy duty handle on one end
Grills for ventilation

12 Slot - holds 12 laptops 800L x 500D x 1100H

15 Slot - holds 15 laptops 800L x 500D x 1180H

24 Slot - holds 24 laptops 1200L x 500D x 1100H

30 Slot - holds 24 laptops 1200L x 500D x 1180H



Slot size for all units
395L x 395D x 50H

Add power boards

Includes surge protection

12, 15 & 24 Slot Unit

30 Slot Unit

Fixed Electronic Device Cupboard

(SKU: 915R)

700W x 400D x 2000H
Ventilated cupboard with twelve slots for tablet or laptop storage and two small cubby holes for other items
Melteca construction with the option to have different colours on the inside and outside of the unit

Open shelving above the cupboard with three adjustable shelves - 290mm deep

Cupboard fully lockable for secure device storage



Powerpacks can be installed inside the unit and cables tidily run out the back of the unit

Device slot size
395W x 395D x 50H

Add power boards

Includes surge protection

2 Row Unit + \$189

3 Row Unit + \$221

4 Row Unit + \$252

NEW product

Two Tier Library Book Browser Unit

(SKU: 420)

Our Two Tier Library Book Browser unit is designed for libraries and classrooms with two levels of storage and four compartments for books to be displayed and organised.

The unit comes on heavy duty castors so it is fully mobile and can easily be shifted around the room or locked in place as required.

The unit can also be made with a Vertiface or Pinboard backing for an additional display surface

Overall: 1200L x 900H x 400D

Melteca construction with the option to have different colours on the inside and outside of the unit

Works well teamed up with multiple units against a wall or as a room partition



Perfect for display and storage of book in libraries and junior classrooms



Teacher Station

(SKU: 72)

900L x 450D x 700H
Total height 1300mm
Magnetic board size 900mm x 600mm
Whiteboard on both sides

Complete with 4 large and 4 small tote trays - you choose your colours

Optional Extras:

Replace a whiteboard with vertiface backing or blue/grey pinboard



Option to have two different colours/finishes on the unit

Great for collaborative learning

Industrial rubber wheeled castors

Teacher Station

(SKU: 01)

900L x 450D 550H
Total height 1150mm
Magnetic board size 900mm x 600mm
Whiteboard on both sides

Two open shelves and two drawers below

Optional Extras:

Replace a whiteboard with vertiface backing or blue/grey pinboard



Option to have two different colours/finishes on the unit

Drawer and shelf access from both sides

Industrial rubber wheeled castors

Teacher Work Podiums

(SKU: 420)

A Drawer and Cupboard Podium

600W x 600D x 1000mm high
4 outlet power box with surge protector
Pull out shelf on heavy duty runners
1 heavy duty lockable drawer
1 lockable cupboard with 1 adjustable shelf

B Three Drawer Podium

600W x 600D x 1000mm high
4 outlet power box with surge protector
Pull out shelf on heavy duty runners
3 heavy duty lockable drawers



A



Made especially for teachers



B



75mm heavy duty locking castors for easy movement around the classroom

Shaped curved top with 120mm high upstand and decorative front panel



Storage and Display Solutions



iQuad Storage Units

(SKU: 820-829 & 847-851)

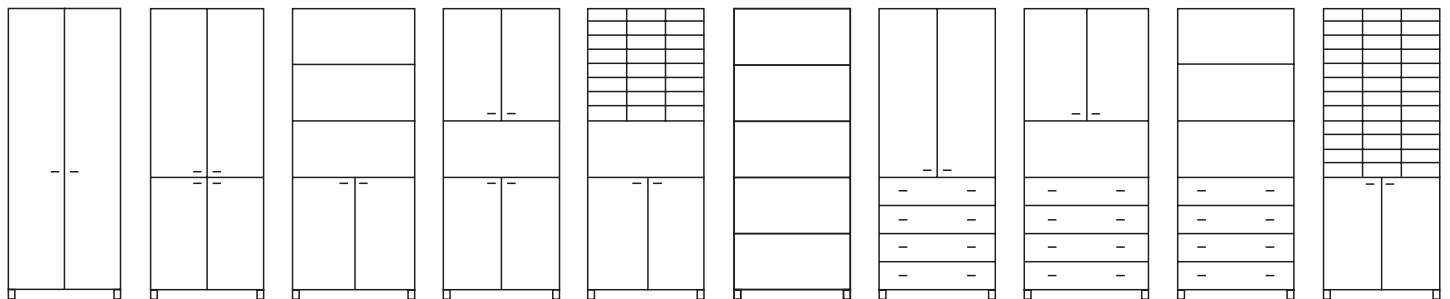
These modular units can be mixed and matched to suit any office, staffroom, reception area, resource room or classroom - fitting together to create a tidy, practical and stylish solution to all your storage needs.

All units 2000H x 400D or 600D
 25mm carcass and shelves
 18mm drawer fronts and doors
 50 x 50 x 80mm high steel square feet
 Soft close drawers and doors
 High quality steel handles



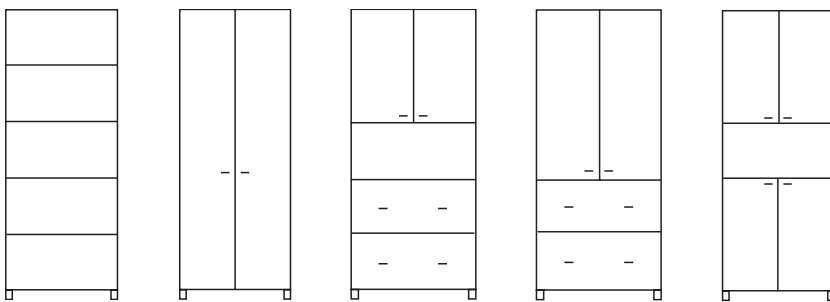
Melteca matching backs with the option to have different colours/finishes on the inside and outside of the unit

Optional Extras: Add locks if required



A - 800w (SKU:820) B - 800w (SKU:821) C - 800w (SKU:822) D - 800w (SKU:823) E - 800w (SKU:824) F - 800w (SKU:825) G - 800w (SKU:826) H - 800w (SKU:827) I - 800w (SKU:828) J - 800w (SKU:829)

400mm Deep Base Units



K - 800w (SKU:847) L - 800w (SKU:848) M - 960w (SKU:849) N - 960w (SKU:850) O - 800w (SKU:851)



600mm Deep Base Units

Single Tote Trolley

(SKU: 44)

600L x 570D x 710H
 Holds 12 small trays or 6 large trays (ordered separately)
 Double sided

Fully mobile on twin wheel castors so it can be shifted around the classroom

NB: Trays sold separately



Trays accessible from both sides

Double Tote Trolley

(SKU: 45)

980L x 570D x 710H
 Holds 24 small trays or 12 large trays (ordered separately)
 Double sided

Mobile on twin wheel castors

NB: Trays sold separately



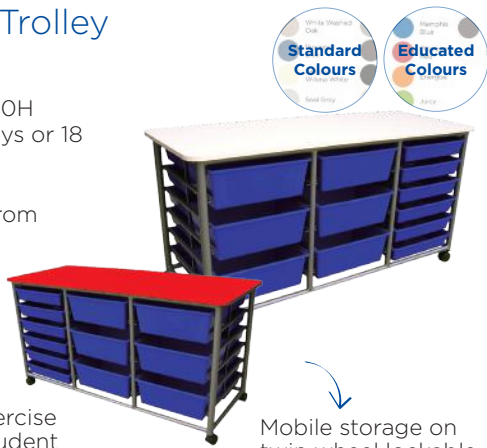
Solid steel frame

Add Tote Trays | Sizes: Large \$9 Small \$7 | **Colours:** Clear, Blue, Red & Grey

Triple Tote Trolley

(SKU: 46)

1390L x 570D x 710H
Holds 36 small trays or 18 large trays
Double sided
Trays accessible from both sides
Twin wheel castors



Great for storing stationary and exercise books for each student

Mobile storage on twin wheel lockable castors

NB: Trays sold separately

Cube Box Storage

(SKU: 51 & 52)

1600L x 1200H x 400D
Comes with or without the cube boxes

Holds 12 cube boxes (SKU: 51)

Great in storage areas & resource rooms

NB: Cube crates sold separately



Also available in 9 cube box size 1200L x 1200H x 400D (SKU: 52)

Tote Storage (3 bays)

(SKU: 47)

A - 900L x 400D x 900H holds 24 small trays (8 per bay) or 12 large trays (4 per bay)
B - 900L x 400D x 1100H holds 30 small trays (10 per bay) or 15 large trays (5 per bay)
Unit can hold a combination of small and large trays

Perfect for keeping stationary, exercise books and other teaching resources organised

NB: Trays sold separately

Industrial rubber wheeled castors



Tote Storage (4 bays)


(SKU: 48)

A - 1200L x 400D x 900H holds 32 small trays (8 per bay) or 16 large trays (4 per bay)
B - 1200L x 400D x 1100H holds 40 small trays (10 per bay) or 20 large trays (5 per bay)
Unit can hold a combination of small and large trays

Perfect for keeping stationary, exercise books and other teaching resources organised

NB: Trays sold separately

Industrial rubber wheeled castors



Multi Storage Unit

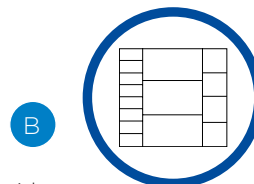
(SKU: 41)



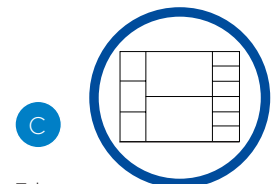
Industrial rubber wheeled castors

Shelves for storage of games/puzzles and great for maths, reading, art equipment etc

- A** - 1200L x 1100H x 400D (20 small or 10 large tote trays)
- B** - 1200L x 900H x 400D (4 large & 8 small tote trays)
- C** - 1200L x 700H x 400D (3 large & 6 small tote trays)



4 large
8 small tote trays



3 large
6 small tote trays

Tote Tray & Cube Box Unit

(SKU: 50)

1650L x 400D x 1100H

Storage galore - shelves for storage of games/puzzles and great for maths, reading, art equipment etc

NB: Trays and Cube Crates sold separately



Holds 3 large or 6 small tote trays on each side as well as 4 cube boxes along the bottom

Industrial rubber wheeled castors for portability

Tote Trays (SKU: 42)
Small 400 x 270 x 75
Large 400 x 270 x 150
Grey | Red | Blue | Clear



Cube Crates (SKU: 43)
Stand alone or stack
360L x 360W x 280H
Clear | Blue | Grey



Storage Seat

(SKU: 519)

Seating and cubebox/
tote tray storage in one

Available in four
standard sizes but
can also be made to
measure



A - 885L x 400D x 450H with 6 Small Tote Trays

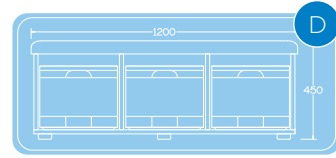
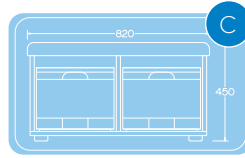
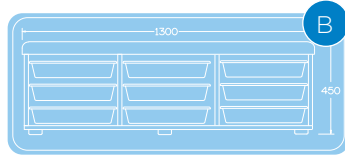
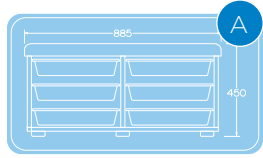
B - 1300L x 400D x 450H with 9 Small Tote Trays

C - 820L x 400D x 450H with 2 Cube Crates

D - 1200L x 400D x 450H with 3 Cube Crates

Available in all our melteca colours with a
50mm foam seat covered in Pacifica Vinyl
(or your choice of fabric)

Glides on base



Curved Library Units

(SKU: 66)

1360L x 525D x 1000H
Double sided unit for libraries and classrooms
Fixed curved shelves
Industrial rubber wheeled locking castors



Curved
storage on
both sides

Great in
libraries and
classrooms

Fully mobile unit that
can be used as a
'partition' to separate
learning spaces

Library Tower Units

(SKU: 420)

700L x 700D x 1300H
4 sided with 3 adjustable shelves per side
Industrial rubber wheeled locking castors



Access on all
four sides for
book storage
and display

Can easily be
moved around
the library or
classroom



Seven Tier Book Display

(SKU: 17)

1200L x 500D x 960H
Solid matching back
7 tiers of book display and 1 open shelf



Fully mobile and can be
used to separate learning
spaces

Optional Extras:
Vertiface backing or
blue/grey pinboard

Six Tier Book Display

(SKU: 18)

1200L x 1000H x 500D
Solid matching back
Industrial rubber wheeled castors



6 tiers of book display and
2 level of open shelves

Optional Extras:
Vertiface backing or
blue/grey pinboard

Bag Trolley

(SKU: 133)

A: 1800L x 600D x 1300H
30 aluminium hooks
B: 1200L x 600D x 1300H
18 aluminium hooks



Melteca for indoor use
White Ply for exterior
use (suitable for covered
deck or verandahs)



Double sided
Industrial
castors

Single Sided Mobile Storage

(SKU: 26)

1200L x 300D x 1000H
Melteca construction with solid
matching back



Four adjustable
shelves for
extra versatility

Industrial
rubber wheeled
castors for easy
movement



Also available
as a Double
Sided Mobile
Storage Unit
(SKU: 27)

Soft Furnishings

Jive Couches

(SKU: 519)

Standard with 50 x 50mm square foot on fixing plate
Available in all our Standard Quality, High Quality and Premium Quality fabric ranges. See our website for swatches.



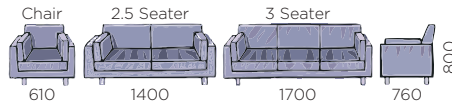
Popular visitor chair in reception and waiting areas



Single Seater Chair
2.5 Seater Couch
3 Seater Couch

Optional Extras:

Upgrade to full steel 25 x 25mm frame with 25mm or 50mm square feet
Upgrade to full steel 25 x 25mm frame with sled base



Domino Booth

(SKU: 841)

A simple modern booth design with horizontal stitching detail on the back including the fixed back cushion
Chair - 860W x 750D x 1320H
2 seater - 1400W x 750D x 1320H
2 1/2 seater - 1600W x 750D x 1320H
3 seater - 1800W x 750D x 1320H
Available in our Standard Quality, High Quality and Premium Quality ranges. See our website for swatches



Single Seater Booth
2 Seater Booth
2.5 Seater Booth

These work well teamed up with our Kneeler Tables or Classroom Tables



Comes standard with strong steel legs and high-density seat foam



Ottoman with Backs

(SKU: 496)

Seat depth: 500mm
Overall depth: 600mm
Seat back heights: 900mm
Available in our Standard Quality, High Quality and Premium Quality ranges. See our website for swatches.


These work well in libraries and breakout spaces

A 1130W curve - Outer back
B 1500W curve - Outer back
C 1130W curve - Inner back
D 1500W curve - Inner back
E 1500W straight with back



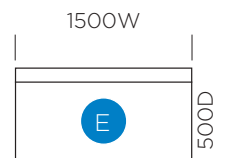
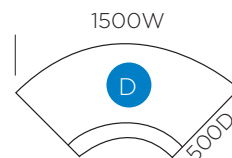
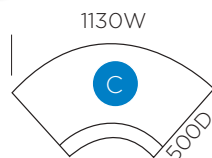
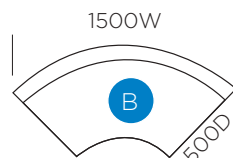
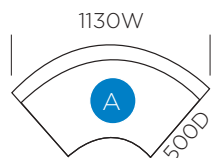
Pair with our Concave Tables
A Concave Table (SKU: 169a - 2000L) to fit A - 1130 Curved Ottoman

B Concave Table (SKU: 169a - 2400L) - to fit B - 1500 Curved Ottoman with Back



Option to use contrasting fabrics

Comes with glides or steel feet



Fabric: 2.5m Seat
4m Back Fabric

Fabric: 2.8m Seat
4m Back Fabric

Fabric: 2.5m Seat
1.5m Back Fabric

Fabric: 2.8m Seat
1.5m Back Fabric

Fabric: 2.6m Seat
3.6m Back Fabric

Rectangle Ottoman

(SKU: 471)

Four sizes available:

A - 1000L x 500D

B - 1200L x 600D


C - 1500L x 600D

D - 1800L x 600D

Or made to your specifications

Available in our Standard Quality, High Quality and Premium Quality ranges. See our website for swatches.

Can be easily moved around and work well in libraries and breakout spaces



Made with glides or steel feet



Can be made at 350, 400 or 450H

Petal Ottomans

(SKU: 468)

400mm diameter and 1.8m fabric

Made with glides only

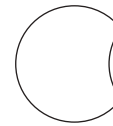
Available in our Standard Quality, High Quality and Premium Quality ranges.

See our website for swatches.

Fits together with our Round 600mm Ottomans (SKU: 462)



Petals work well placed individually or together in a wide variety of arrangements



Can be made at 350, 400 or 450H



Quarter Ottomans

(SKU: 460)

Two sizes available:

A - 1050W x 500D

B - 1500W x 500D

Can be made at 350, 400 or 450H

Made with glides only

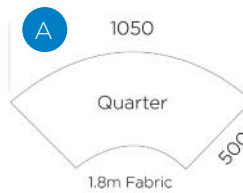

Available in our Standard Quality, High Quality and Premium Quality ranges

These versatile ottomans can be placed in a multitude of different configurations

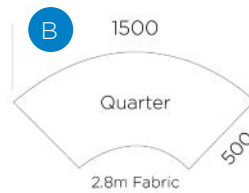
Four quarter ottomans can be placed together with a round table to create an additional work surface

A's - use a 900 diameter table

B's - use a 1200 diameter table



4 to make 1500mm circle



4 to make 2000mm circle



Apollo Couches

(SKU: 486)

A versatile, compact armless chair with high density seat foam

All options 750D and 780H

Chair - 570W

2 seater - 1100W

2 1/2-seater - 1470W

3-seater - 1640W

Available in our Standard Quality, High Quality and Premium Quality ranges.

Comes with metal powdercoated chrome legs



These work really well in staffrooms and waiting areas

Chair

2 Seater

2.5 Seater

3 Seater

Balance Booth

(SKU: 843)

A simple booth seat design available in single or double sided

Comes with high density seat foam

Available in our Standard Quality, High Quality and Premium Quality ranges

All options 900H

Single Sided Chair

600W x 600D

Double Sided Chair

60WL x 1050D

Single Sided 2 Str

1200W x 600D

Double Sided 2 Str

1200W x 1050D

Single Sided 3 Str

1800W x 600D

Double Sided 3 Str

1800W x 1050D





(SKU: 180a)

Summit Chair

The multi-functional chair.

Complete with heavy duty steel frame, moulded seat and flexible back, the Summit Chair is a long lasting and great value multi-functional school chair.

Also available as a gas lift and an architectural gas lift.

A colour to suit any environment



A size to fit every age group

Sizes

Year 1-2
Year 3-4
Year 5-6
Year 7-13

Heights

310mm
360mm
400mm
450mm

Seat size

Small
Medium
Medium
Large

Colours



Yrs 1 - 2 Chair \$110 ea

Yrs 3 - 4 Chair \$120 ea

Yrs 5 - 6 Chair \$120 ea

Yrs 7 - 13 Chair \$125 ea

Gas Lift

(SKU: 180b)

Medium Shell Size
430 - 550mm H



Large Shell Size
430 - 550mm H



Architectural Gas Lift

(SKU: 180c)


Medium Shell Size
600 - 850mm H



Large Shell Size
600 - 850mm H



Educated Colour Range



Standard Colour Range



Pacifica Vinyl Range



Note: We have many other fabrics available. Scan the QR code to view or download our latest swatch library or go to our website.

