



DUAL AIR

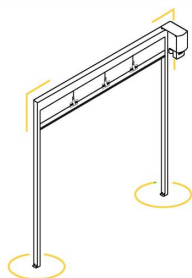

The DUAL-AIR is designed for large applications and openings in exposed locations. Equipped with heavy-duty wind bars, this door is engineered to withstand even the most challenging weather conditions, ensuring optimal performance and durability.



PRODUCT INFORMATION

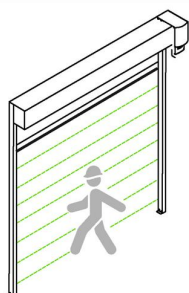
Why DUAL-AIR?

Self-supporting structure



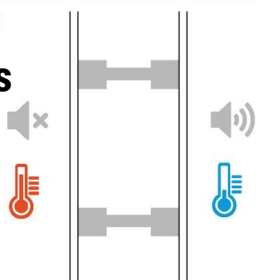
DUAL-AIR features EASYFIX, a self-supporting frame up to 5000 mm x 5000 mm. This eliminates the need for high-level central fixing at the headbox, saving time and effort.

Anti-crushing barriers



There is a safety light curtain integrated on the legs. When it detects an obstacle it inverts the direction of the curtain.

Thermal and acoustic properties



The DUAL-AIR curtain design creates an air chamber, offering optimal thermal and acoustic insulation.



PRODUCT INFORMATION

Key Benefits



Ideal for large applications like shipyard and aviation environments.



The double curtain design ensures optimum energy efficiency.



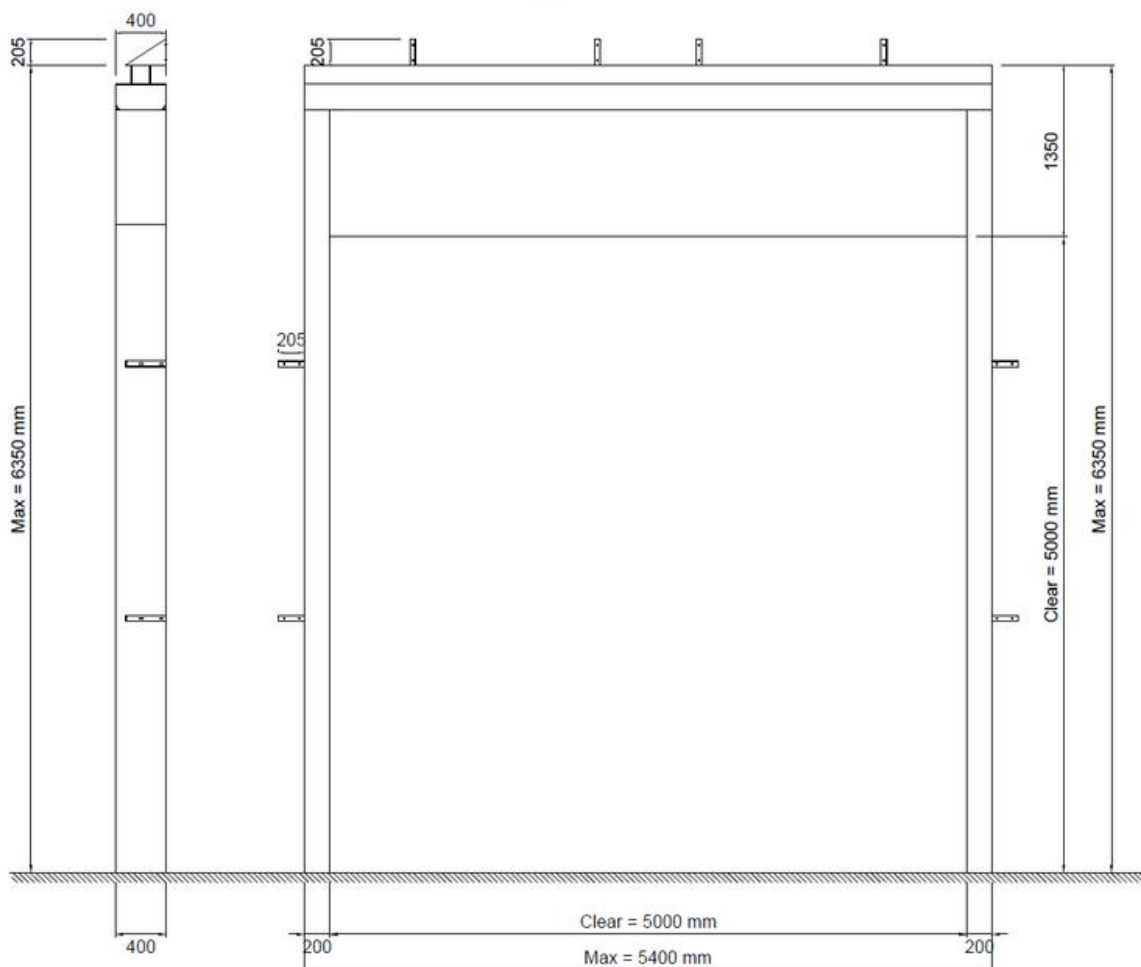
The enhanced wind bar system offers superior wind resistance.



Robust, heavy-duty design makes it ideal for challenging weather conditions.

Technical Drawing

SAMPLE DRAWING





PRODUCT INFORMATION

Technical Details

Max opening sizes	Width: 15000 mm - Height: 10000 mm
Drive unit	In-line direct drive positioned within headbox
Control panel	Low level mounted control box with start and stop push buttons IP65
Structure	Self-supporting with the EASYFIX solution up to 5000 mm x 5000 mm
Uprights	Steel profiles with low-level restrainer
Frame finish	Galvanised steel Stainless steel
Activation	Start and stop push buttons integrated on the low level control box
Curtain	Double 700 g/m ² PVC coated fabric with horizontal wind bars
Safety	Plug & play infrared light curtains IP67
Speed	Opening / closing speed 0.6 m/sec (up to 7100 mm W) Or 0.3 m/sec (above 7100 mm W)
Installation	Internal / external
Power supply	Three phase 400 V - 16 AMP
Performance	1,000,000 cycles
Wind resistance	Class 2 up to 15000 mm W x 10000 mm H (clear sizes) Class 3 up to 12000 mm W x 10000 mm H (clear sizes) upon request Class 4 up to 9000 mm W x 10000 mm H (clear sizes) upon request
Windows	Row of vision panels 1000 mm W x 300 mm H
Manual opening	N/A



PRODUCT INFORMATION


PVC Specification

Type	Soft hand
Material	Polyester
Coating	PVC
Fabric weight	700 gr/m ²
Thickness	0.9 mm
Finishing	Lacquered both sides
Resistance to heat	+70°C
Resistance to cold	-30°C


Available Colours



RAL 3002



RAL 2004




RAL 1003



RAL 6026



RAL 5002



RAL 7035



RAL 9010

GET A QUOTE

INTERESTED IN THE DUAL-AIR?

If you would like to find out more about the DUAL-AIR, our dedicated experts will answer any questions you may have and ensure you receive a comprehensive, competitive quote.

