



MARCH LABOR MARKET REVIEW

Table of Contents:


Page 2 - Board of Directors

Page 4 - Highlights of the Labor Force

Page 5 - Unemployment Claimants

Page 7 - Employment by Sectors

Page 18 – W.E. at Work



BOARD OF DIRECTORS
WORKFORCE SOLUTIONS BORDERPLEX

BOARD CHAIR

Bobby Blanco, *Private Sector*

VICE CHAIR

Ruben Torres, *Private Sector*

Dr. Armando Aguirre, *Public Education*

Robert Alcala, *Vocational Rehabilitation*

Satish Bhaskar, *Public Assistance*

Dr. Carlos Amaya, *GED*

Ruben Chavez, *Private Sector*

Chrystal Davis, *Community-Based Organization*

Dan Dunlap, *Private Sector*

Ernestina Fauntleroy, *Private Sector*

**Eduardo Garcia, *Economic
Development***

Art Garza, *Private Sector*

Bob Gear, *Public Employment*

Christina Gonzalez, *Private Sector*

Leonard Goodman III, *Private Sector*

Randall Kinzie, *Private Sector*

Ruby Maldonado, *Private Sector*

Mary Jo Ochoa-Hernandez, *Literacy Council*


Melissa Zamora, *Private Sector*

Emma Schwartz, *Private Sector*

Mica Short, *Community-Based Organization*

Luis Hernandez, *Higher Education*

Adam Valdez, *Organized Labor*



BOARD OF DIRECTORS WORKFORCE SOLUTIONS BORDERPLEX



To our members,

We are pleased to present the Labor Market Review that examines how the workforce area performed during March 2024. We are incorporating unemployment insurance claimant data to provide perspective on the ongoing pandemic effect.

The information presented in this newsletter was gathered from federal and state sources and pertains to the El Paso MSA, the Workforce Solutions Borderplex region, and the City of El Paso.

We look forward to performing to your highest standards in communicating pertinent information regarding the workforce as it relates to our objectives at WSB.

If there is additional information that you would like to see presented here, please send your comments and suggestions to:

bianca.cervantes@borderplexjobs.com



WORKFORCE
SOLUTIONS BORDERPLEX



HIGHLIGHTS OF THE LABOR FORCE MARCH 2024

WORKFORCE SOLUTIONS BORDERPLEX



THE BORDERPLEX REGION

- THE LABOR FORCE DECREASED BY **1,590** FROM THE PREVIOUS MONTH
- THE NUMBER OF EMPLOYED INDIVIDUALS DECREASED BY **122** FROM THE PREVIOUS MONTH
- THE NUMBER OF UNEMPLOYED INDIVIDUALS DECREASED BY **1,468** FROM THE PREVIOUS MONTH

EL PASO, TX MSA

- EL PASO, TX MSA UNEMPLOYMENT WAS AT **4.5%** WITH A TOTAL OF **17,222** UNEMPLOYED INDIVIDUALS
- EL PASO, TX MSA ADDED **7,900** NONFARM JOBS SINCE MARCH 2023
- EL PASO, TX MSA LOST **900** NONFARM JOBS FROM THE PREVIOUS MONTH

RURAL COUNTIES (BREWSTER, CULBERSON, JEFF DAVIS, HUDSPETH, AND PRESIDIO COUNTIES)

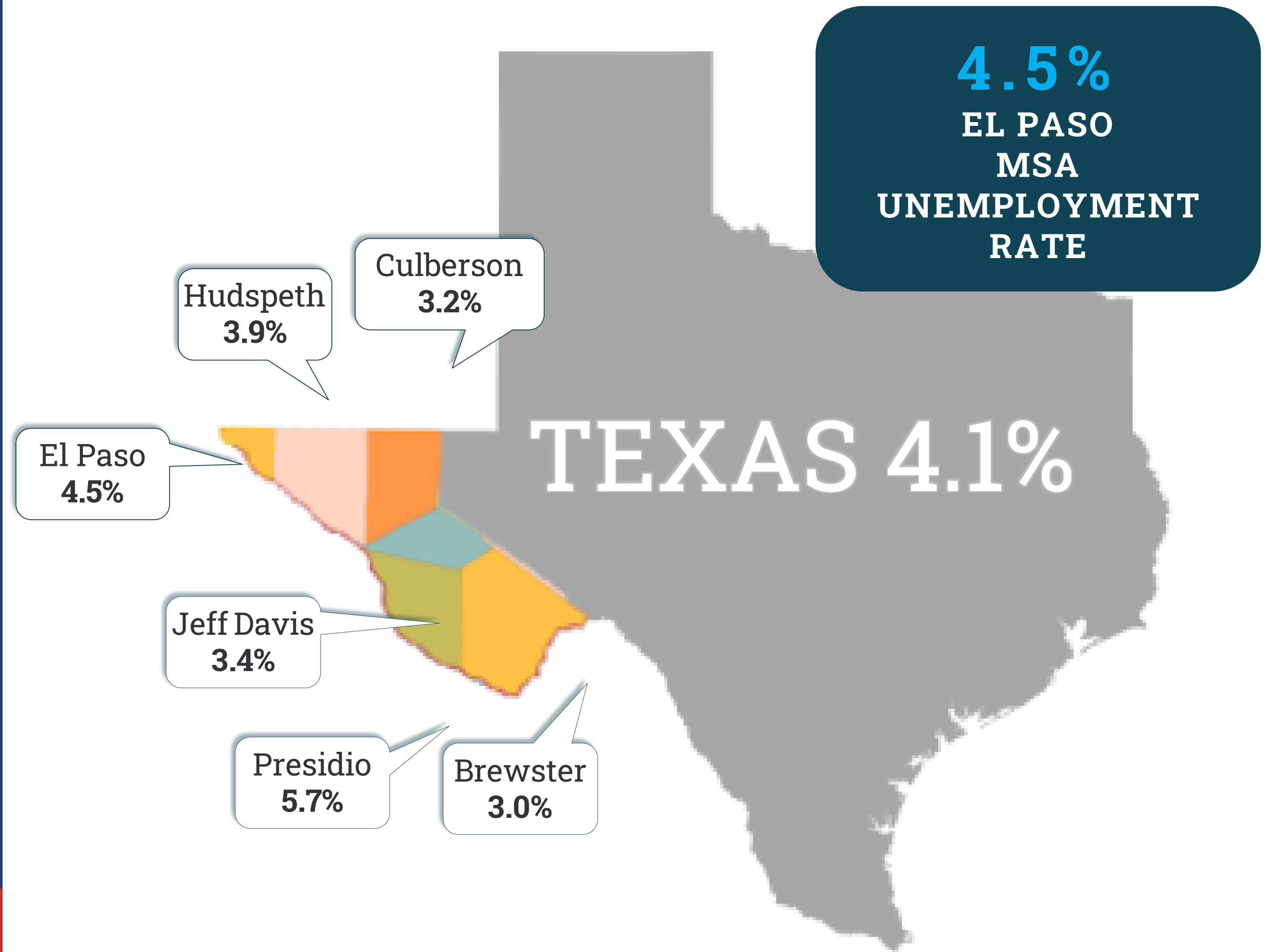
- THE LABOR FORCE INCREASED BY **25** FROM THE PREVIOUS MONTH
- THE NUMBER OF EMPLOYED INDIVIDUALS INCREASED BY **66** FROM THE PREVIOUS MONTH
- THE NUMBER OF UNEMPLOYED INDIVIDUALS DECREASED BY **41** FROM THE PREVIOUS MONTH

NOTEWORTHY IN MARCH 2024 *Non-Seasonally Adjusted*

WORKFORCE SOLUTIONS BORDERPLEX

		March 2024				February 2024				March 2023			
		Labor Force	Employment	Unemployment	Rate	Labor Force	Employment	Unemployment	Rate	Labor Force	Employment	Unemployment	Rate
Texas	State	15,276,869	14,653,971	622,898	4.1	15,295,403	14,629,674	665,729	4.4	15,058,520	14,453,735	604,785	4.0
El Paso	MSA	385,681	368,459	17,222	4.5	387,312	368,655	18,657	4.8	378,015	361,163	16,852	4.5
Borderplex	WDA	395,601	377,991	17,610	4.5	397,191	378,113	19,078	4.8	387,781	370,531	17,250	4.4
Brewster	County	4,571	4,432	139	3.0	4,551	4,396	155	3.4	4,359	4,219	140	3.2
Culberson	County	1,293	1,251	42	3.2	1,288	1,245	43	3.3	1,233	1,196	37	3.0
El Paso	County	383,748	366,601	17,147	4.5	385,363	366,789	18,574	4.8	376,086	359,309	16,777	4.5
Hudspeth	County	1,933	1,858	75	3.9	1,949	1,866	83	4.3	1,929	1,854	75	3.9
Jeff Davis	County	1,000	966	34	3.4	997	960	37	3.7	1,078	1,045	33	3.1
Presidio	County	3,056	2,883	173	5.7	3,043	2,857	186	6.1	3,096	2,908	188	6.1
El Paso	City	319,484	305,897	13,587	4.3	320,813	306,054	14,759	4.6	313,231	299,812	13,419	4.3
Socorro	City	16,013	15,224	789	4.9	16,090	15,232	858	5.3	15,637	14,921	716	4.6

NOTEWORTHY IN MARCH 2024



The three Super Sectors with the greatest employment for the El Paso MSA in March 2024 were:

1. Trade, Transportation, and Utilities
2. Government
3. Private Education and Health Services

These three Super Sectors represented **58%** of the total nonfarm employment.

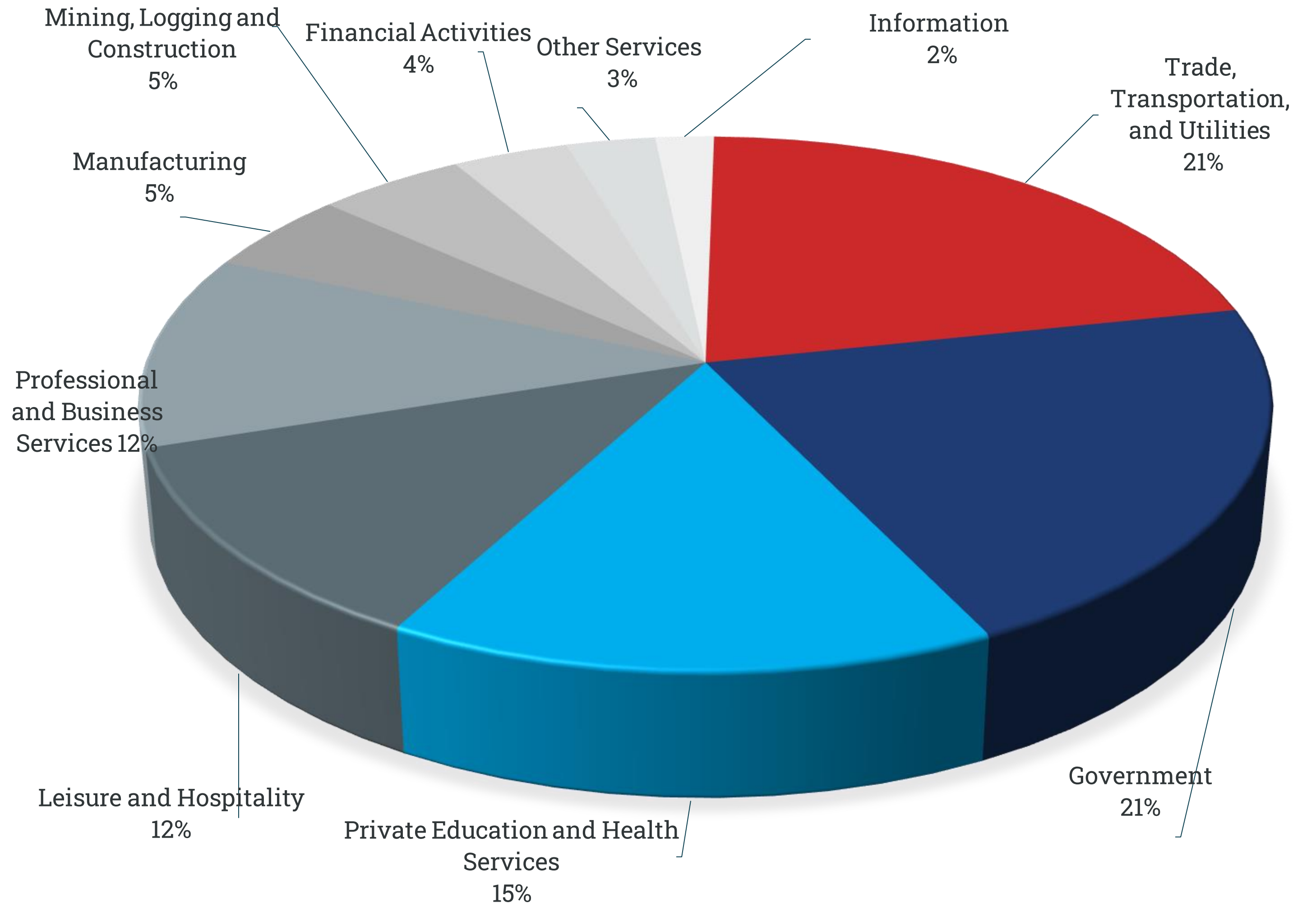
The three Super Sectors with the least employment for the El Paso MSA in March 2024 were:

1. Financial Activities
2. Other Services
3. Information

These three Super Sectors represented **9%** of the total nonfarm employment.

WHERE DO WE WORK?

WORKFORCE SOLUTIONS BORDERPLEX

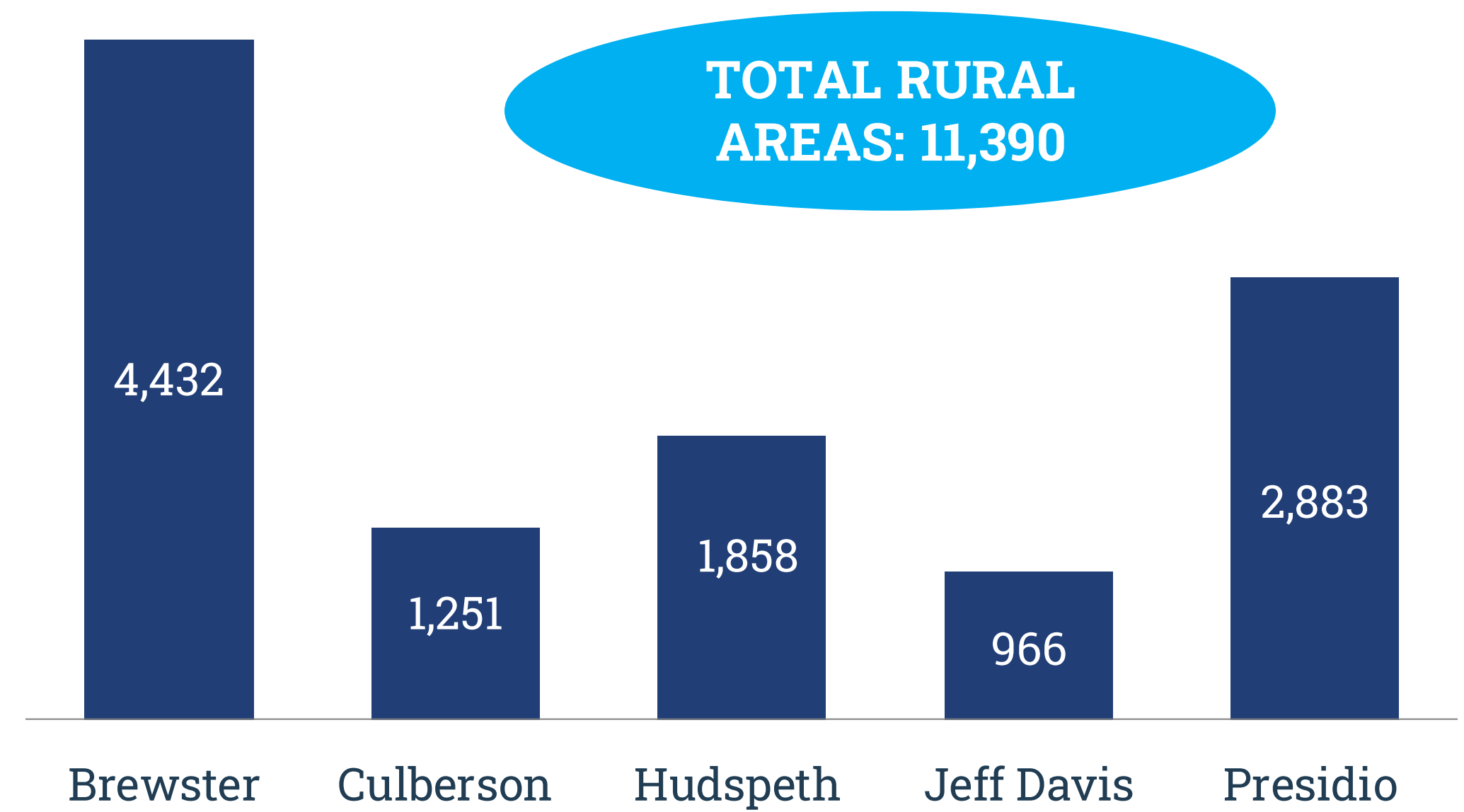
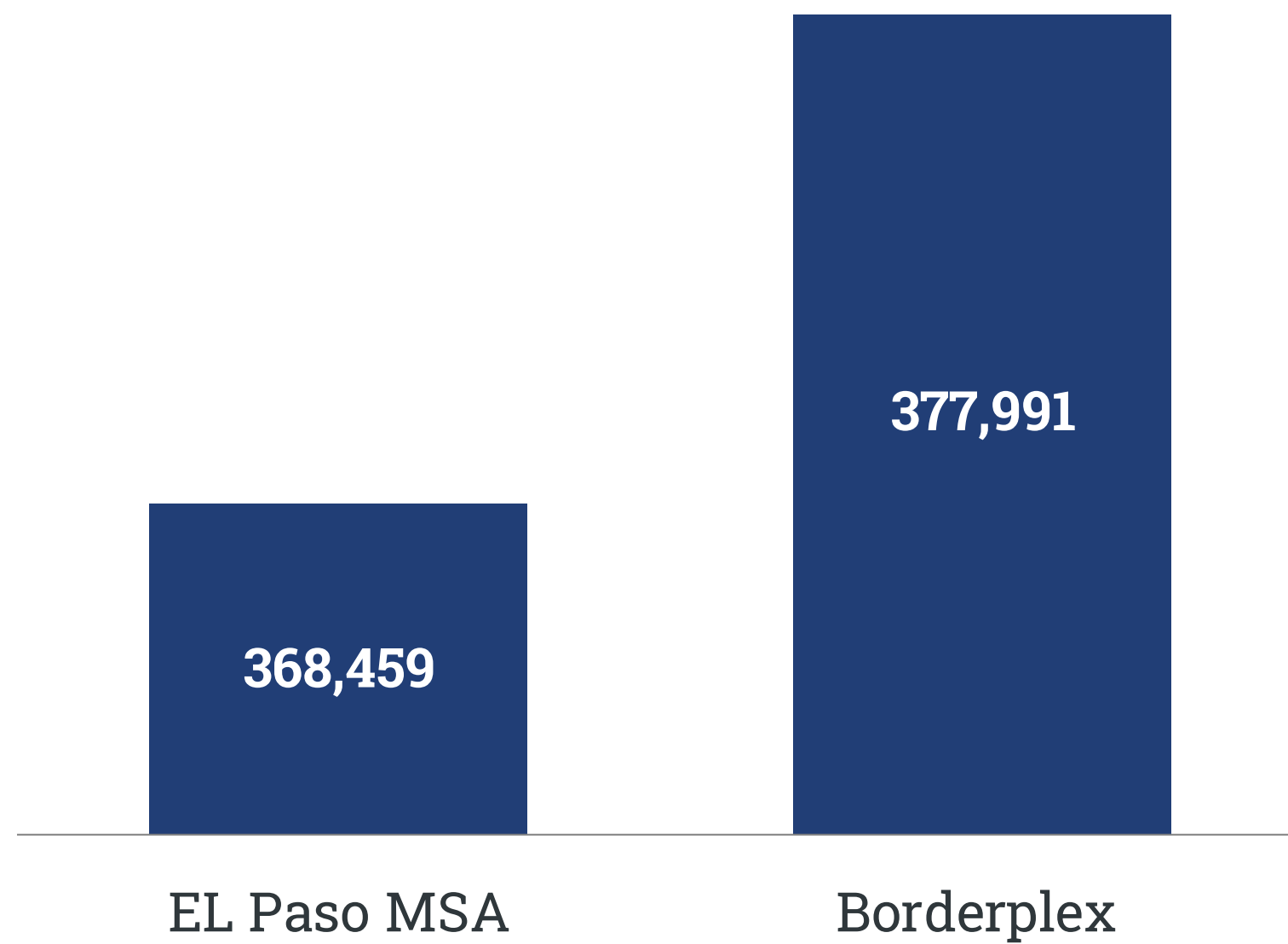




WHERE DO WE WORK?

WORKFORCE SOLUTIONS BORDERPLEX

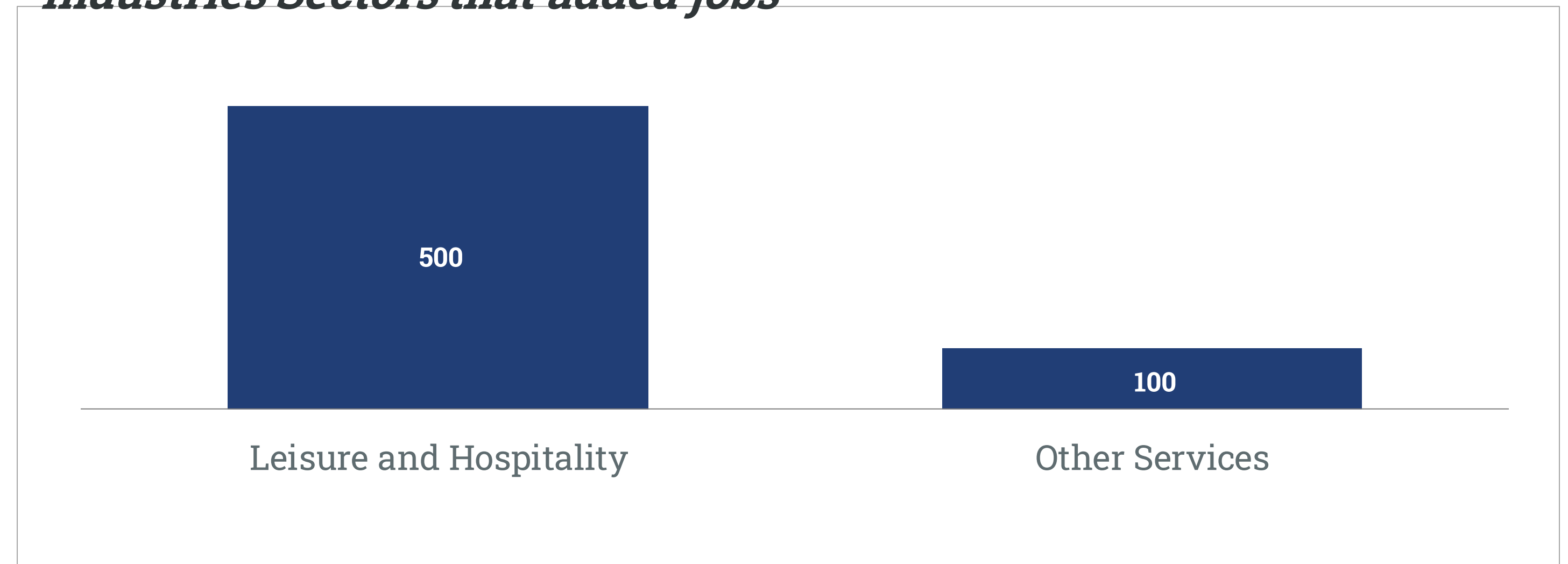
EMPLOYMENT in March 2024



WHERE DO WE WORK? *(Cont.)*

WORKFORCE SOLUTIONS BORDERPLEX

Industries Sectors that added jobs



Top 5 Job Postings in the El Paso, TX MSA – March 2024

Occupation	Vacancies	Median Hourly Earnings BLS 2022
First-Line Supervisors of Retail Sales Workers	649	\$17.50
Retail Salespersons	588	\$12.53
Fast Food and Counter Workers	376	\$10.07
Registered Nurses	331	\$35.87
Stockers and Order Fillers	308	\$14.54

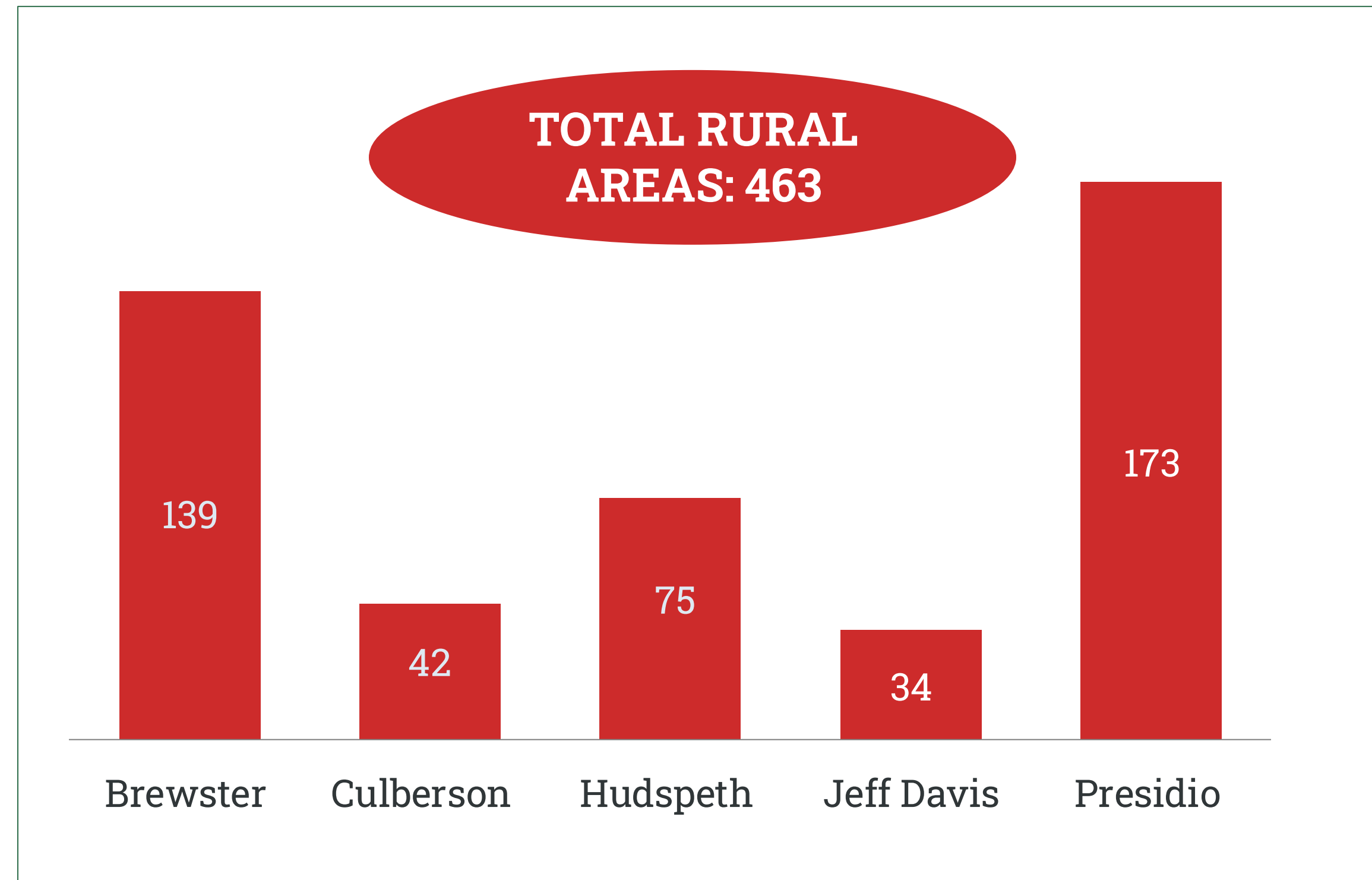
Job postings active during March 2024



WHERE ARE WE LOSING JOBS?

WORKFORCE SOLUTIONS BORDERPLEX

UNEMPLOYMENT in March 2024

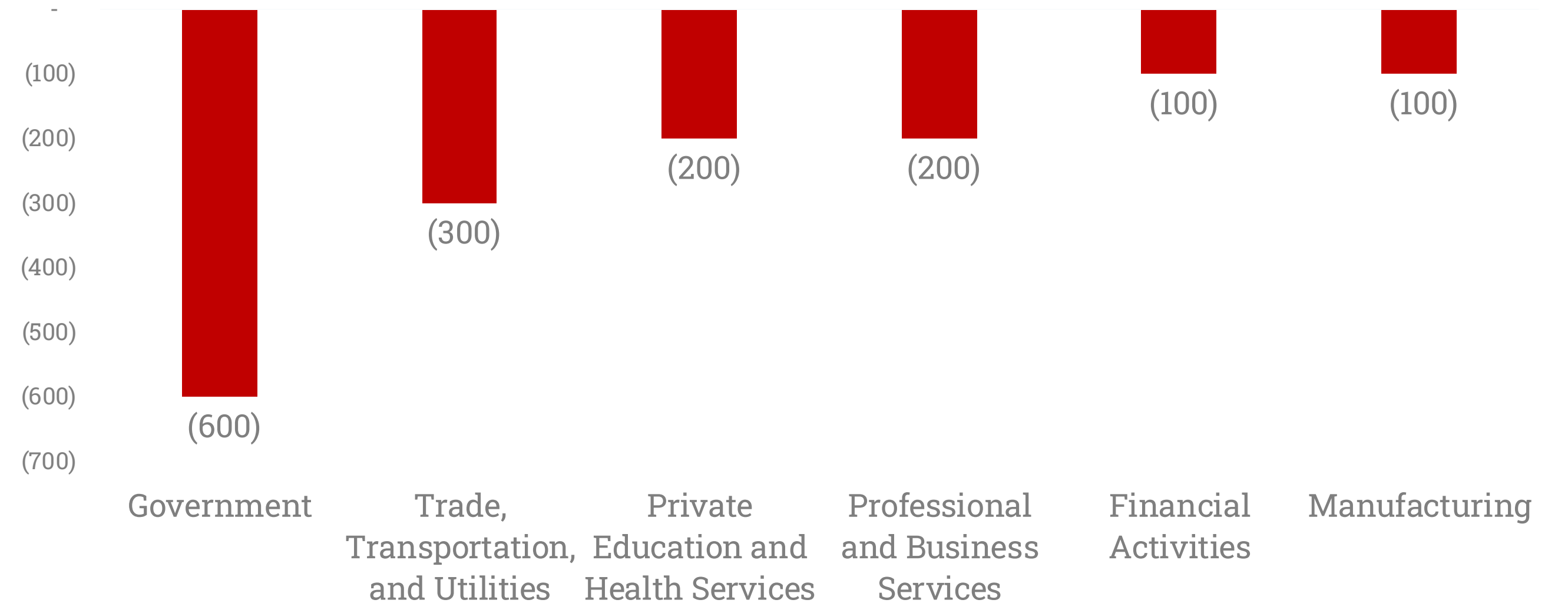


WHERE ARE WE LOSING JOBS? *(Cont.)*

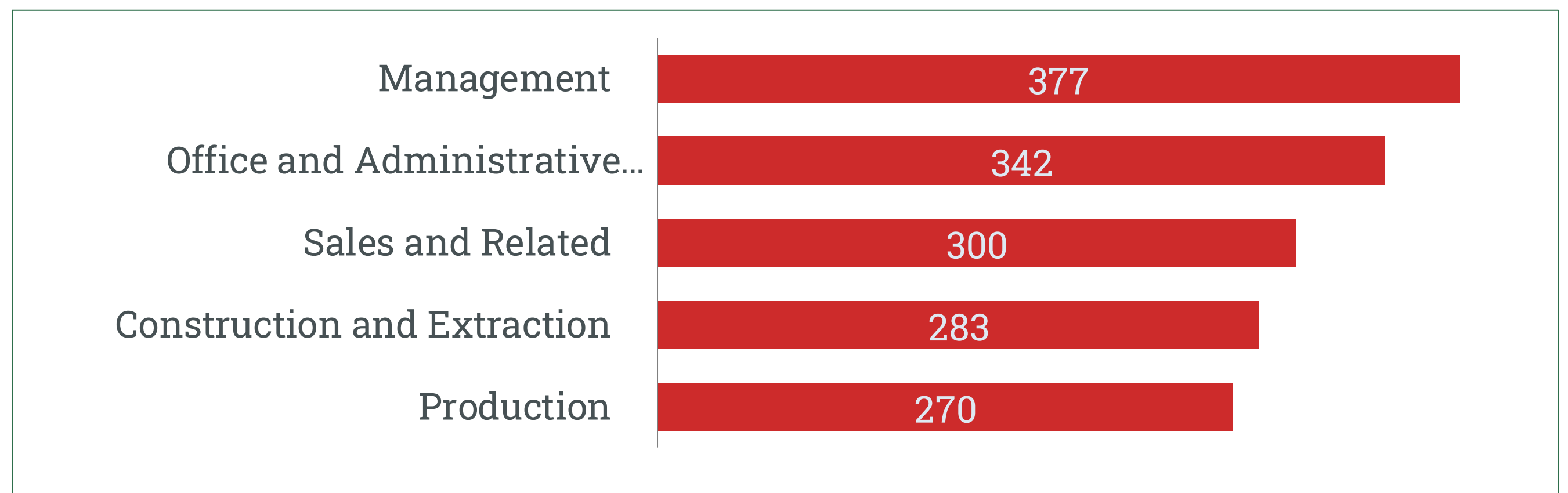
WORKFORCE SOLUTIONS BORDERPLEX



Industries Sectors that lost jobs



Top 5 Unemployment Claimants Occupations



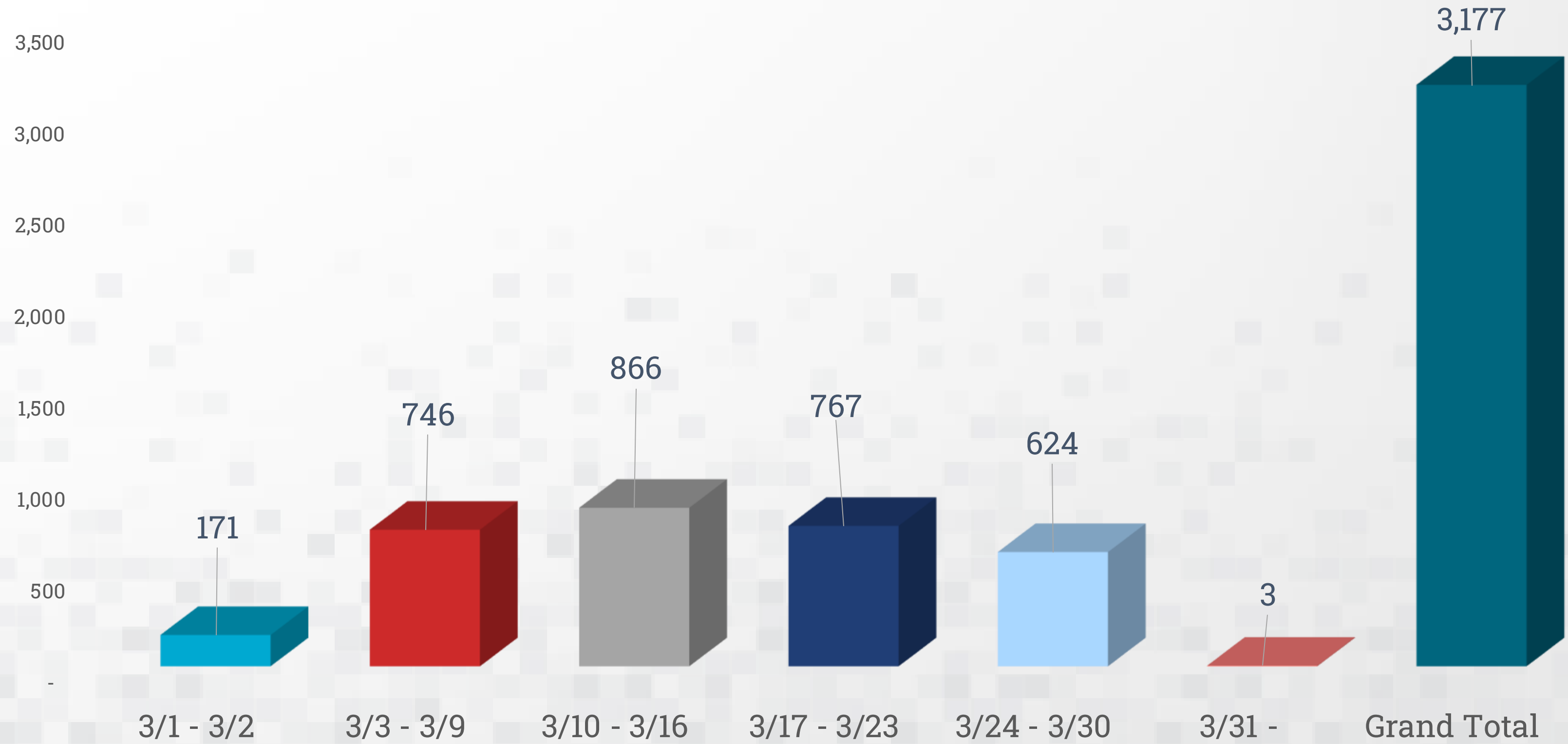
No occupation identified for 63 Active UI claimants

ACTIVE UI CLAIMANTS BY WEEK BORDERPLEX REGION

3/1 to 3/31

This report reflects the **Borderplex Region**. Including these 6 counties:

- Brewster
- Culberson
- El Paso
- Hudspeth
- Jeff Davis
- Presidio



An Active Claimant is someone who meets any of these conditions:

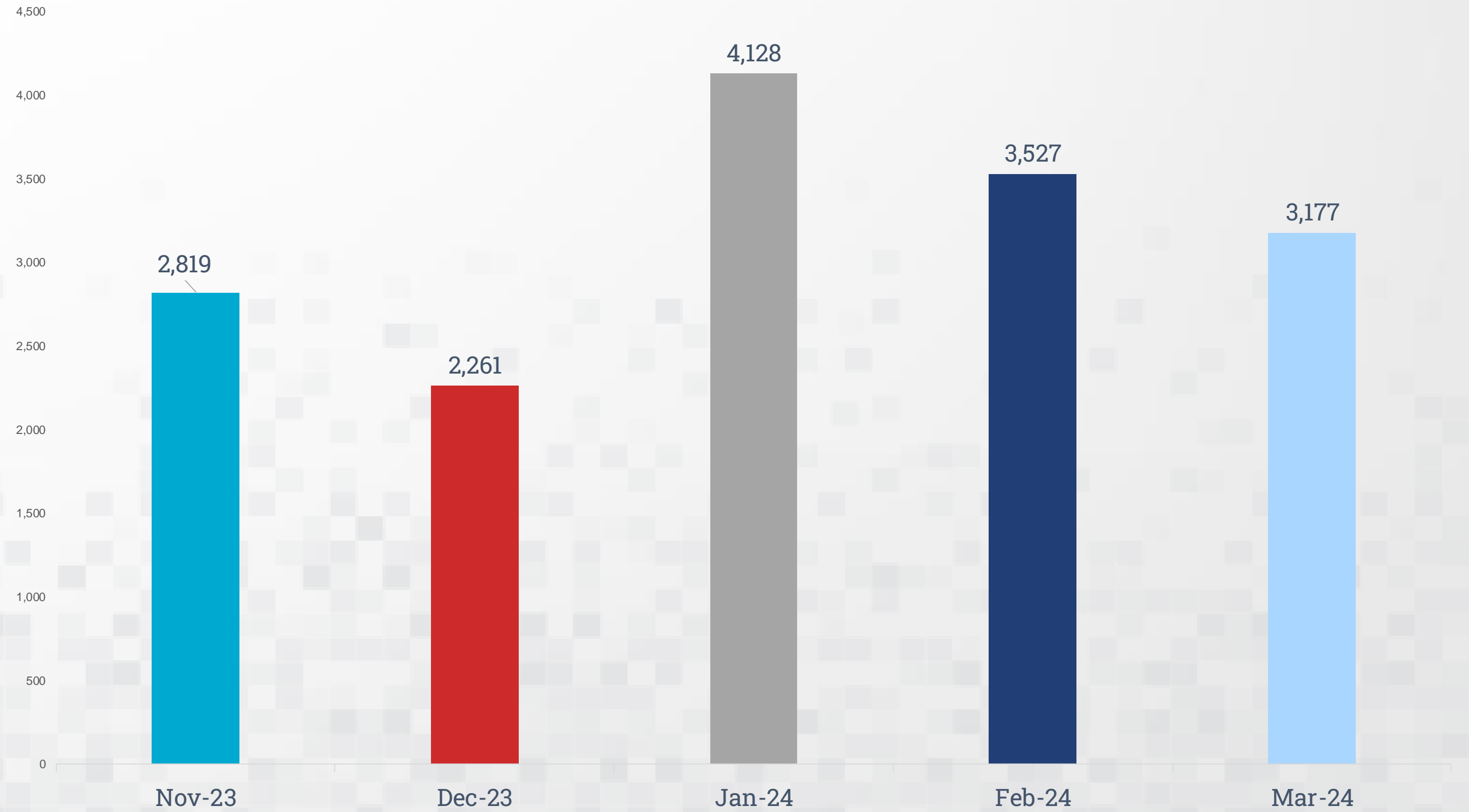
- Claimant had to have a payment within 21 days
- The most recent Claimant certified date is within 21 days
- The claim status date is within 28 days

Unemployment Insurance
Claimant Data

UI CLAIMANTS BY MONTH

This comparison report reflects the entire Borderplex region, including the following 6 counties:

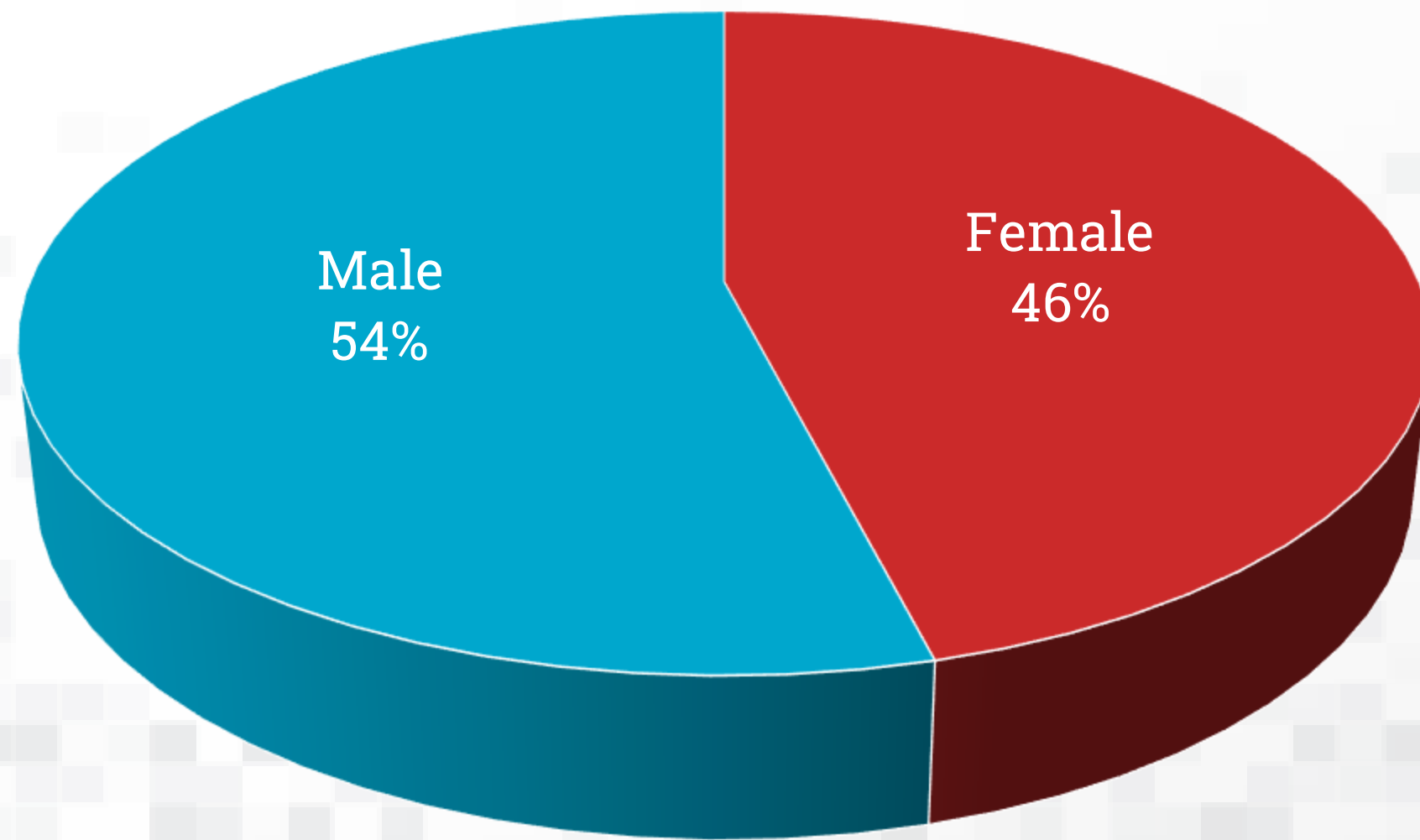
- Brewster
- Culberson
- El Paso
- Hudspeth
- Jeff Davis
- Presidio



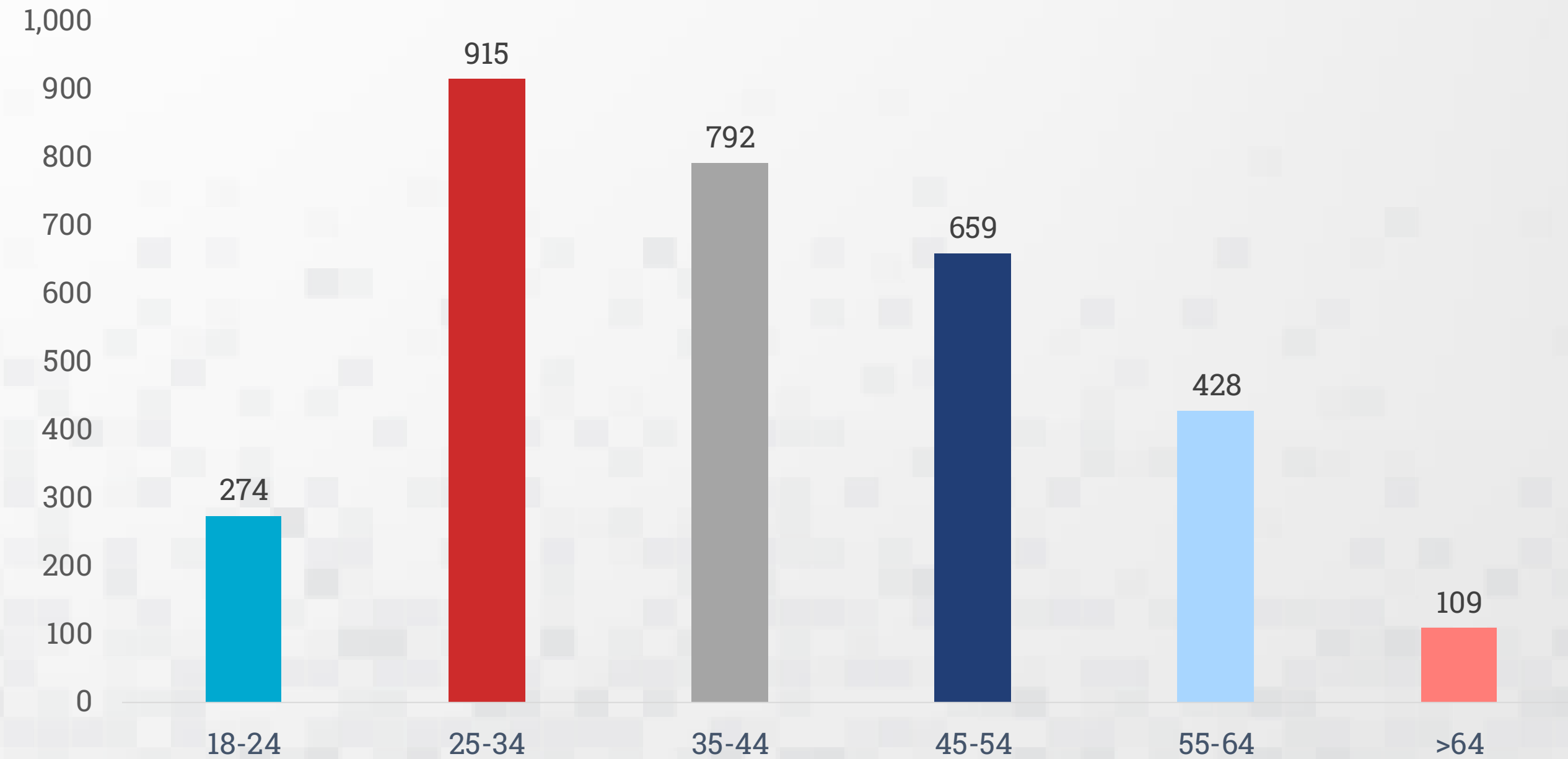
ACTIVE UI CLAIMANTS BY WEEK BORDERPLEX REGION

3/1 to 3/31

Gender



Age

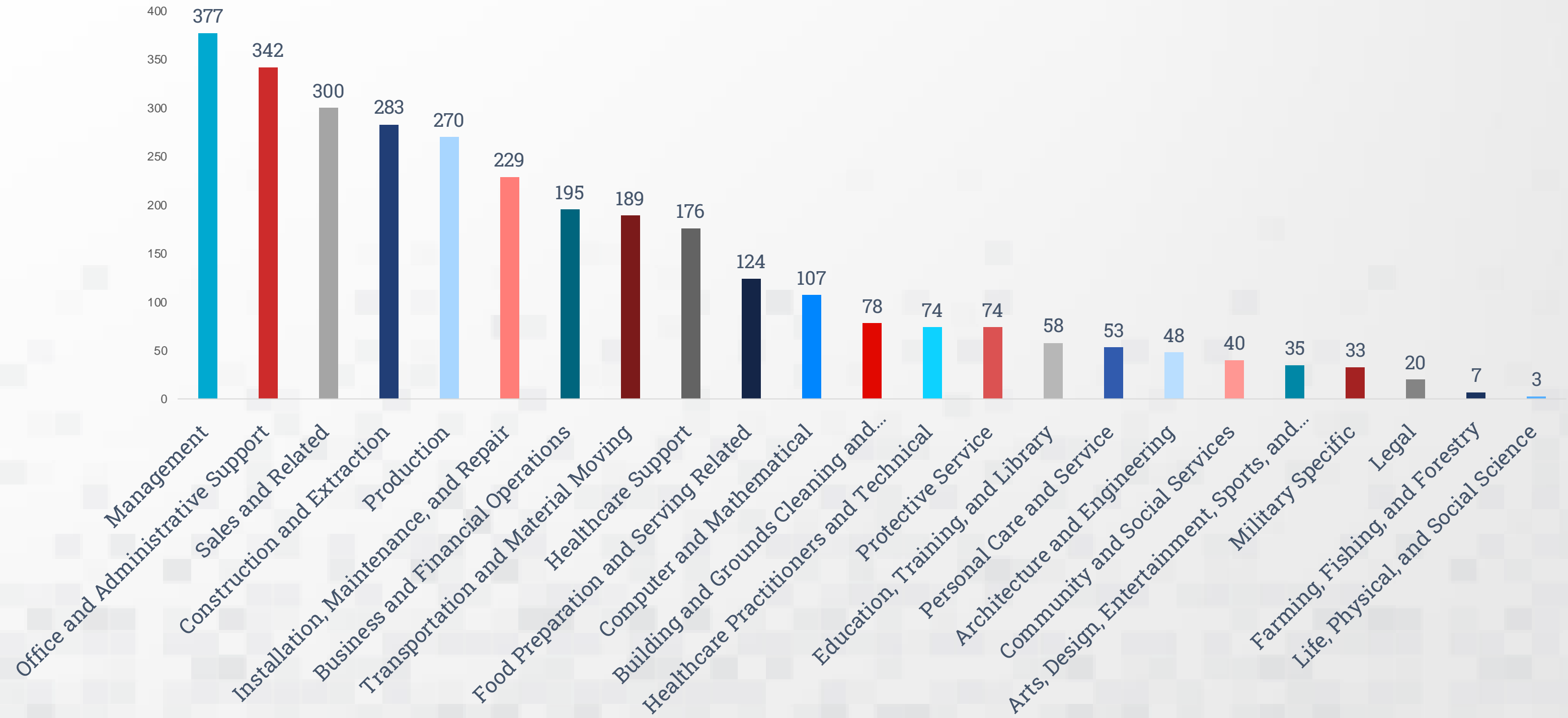
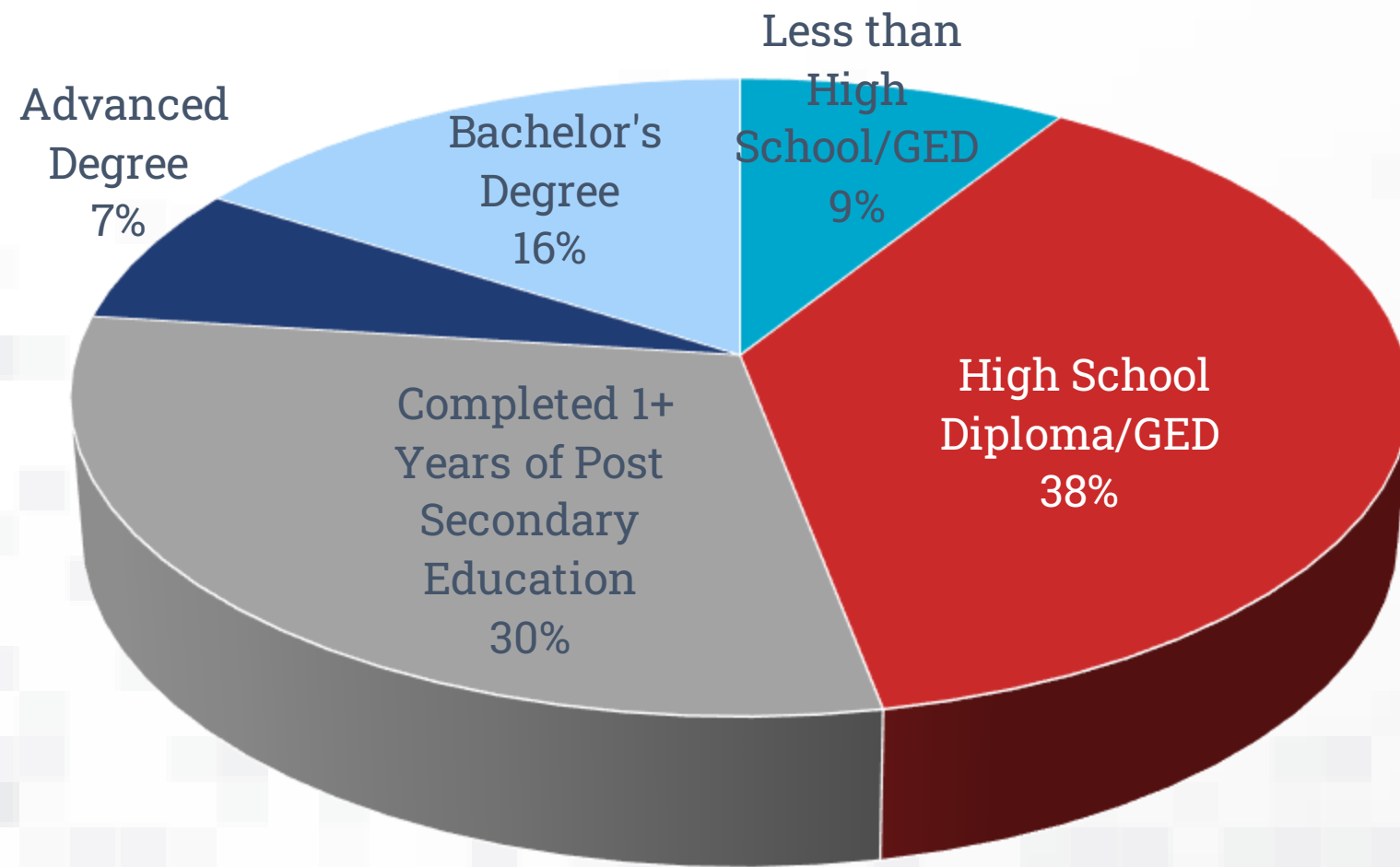


An Active Claimant is someone who meets any of these conditions:

- Claimant had to have a payment within 21 days
- The most recent Claimant certified date is within 21 days
- The claim status date is within 28 days

ACTIVE UI CLAIMANTS BY WEEK BORDERPLEX REGION

3/1 to 3/31



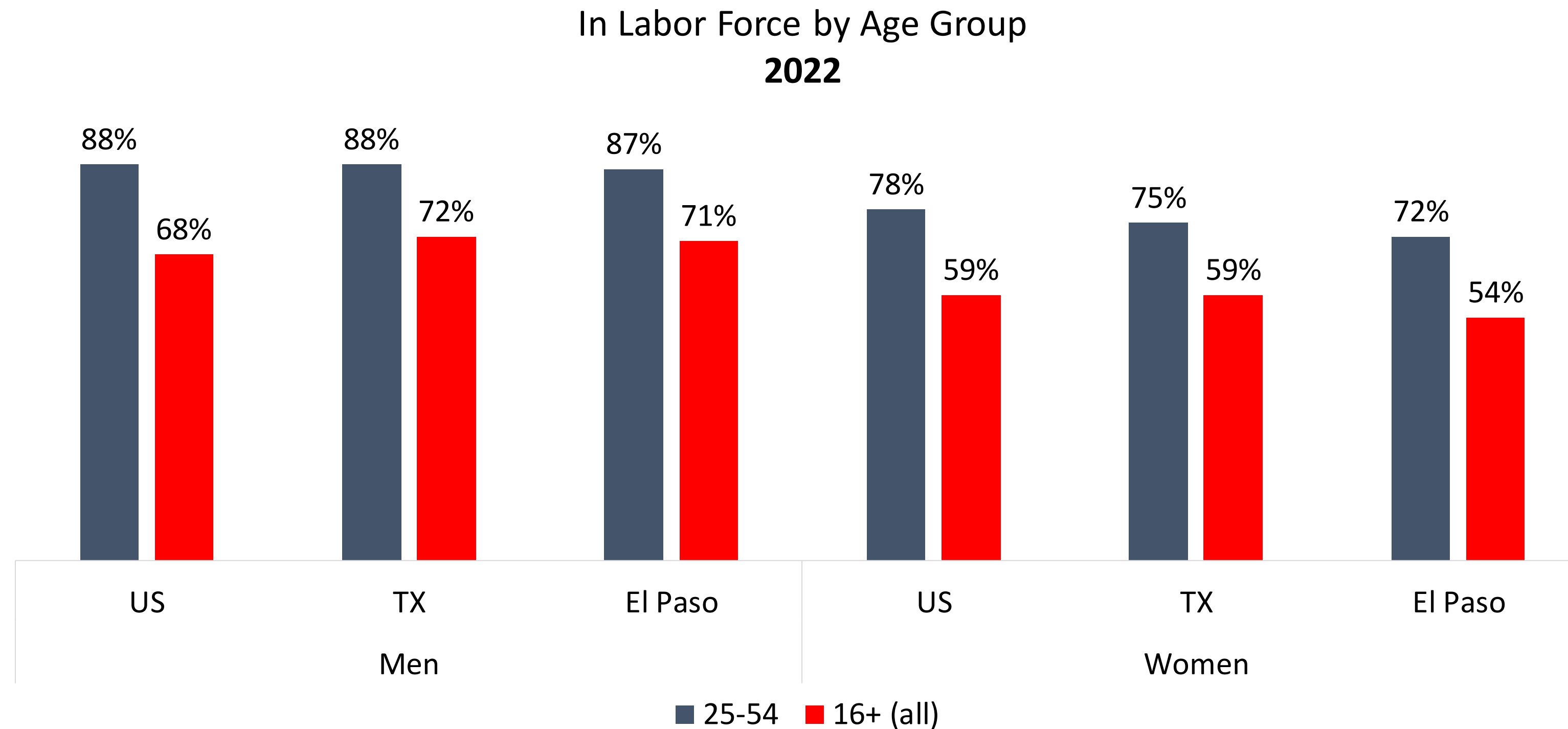
No occupation identified for 63 Active UI claimants

An Active Claimant is someone who meets any of these conditions:

- Claimant had to have a payment within 21 days
- The most recent Claimant certified date is within 21 days
- The claim status date is within 28 days



Across the nation, the state, and El Paso County, there are more men and women in the prime work age group (25-54) in the labor force than men/women of all ages. However, **women remained less likely to participate in the labor market than men.**



WSB addresses the gender equity and wage gap by providing new initiatives tailored to assist women in succeeding in the workforce. We offer resources such as childcare, training assistance and job search assistance, among others. If you are interested in these or any other of our services, feel free to fill out [this form](#) and a WSB member will contact you soon.



A proud partner of the
americanjobcenter
network

Sources

Labor Market & Career Information, Texas Workforce Commission April 2024, JobsEQ March 2024, Bureau of Labor Statistics May 2022.
To access previous reports, please visit the Workforce Trends and Data section of our website:
<http://www.borderplexjobs.com/regional-statistics/workforce-trends-and-data>

Funded by all or in part of, the Department of Labor/ETA WIOA Formula Grants and Wagner-Peyser; the Department of Health and Human Services TANF and Childcare Development Fund; and the Food and Nutrition Service SNAP Employment & Training.”

Equal Opportunity Employer/Program. Auxiliary aids and services are available upon request to individuals with disabilities. Relay Texas: 711 (Voice) or 1-800-735-2989 (TTY).

Igualdad de oportunidades de Empleo/Programas. Equipo auxiliar y servicios de apoyo están disponibles para personas con discapacidad al ser requeridos. Relay Texas: 711 (Voz) o 1-800-735-2989 (TTY)