

Project by



Thane's First
ShoreLife Homes





Artist Impression



Where Every Breeze Tells a Story and
Every Window Frames the ShoreLife



Welcome to Kolshet Bay

Nestled near the tranquil waters of Kolshet Creek Harbour, Kolshet Bay by Saptashree Group brings a rare opportunity to own a home where every morning begins with the breeze and every evening ends by the bay.

With over 30 projects delivered and 2,000+ families already part of our legacy, we are proud to introduce ShoreLife – a lifestyle that blends coastal calm with city convenience.

The ShoreLife Promise

Kolshet Bay is not just about owning a home; it's about living a life inspired by the rhythm of water, wellness and wonder.










- Creekside views that soothe your senses.
- Thoughtfully curated lifestyle amenities.
- Seamless connectivity by land and water.
- A community designed for togetherness.

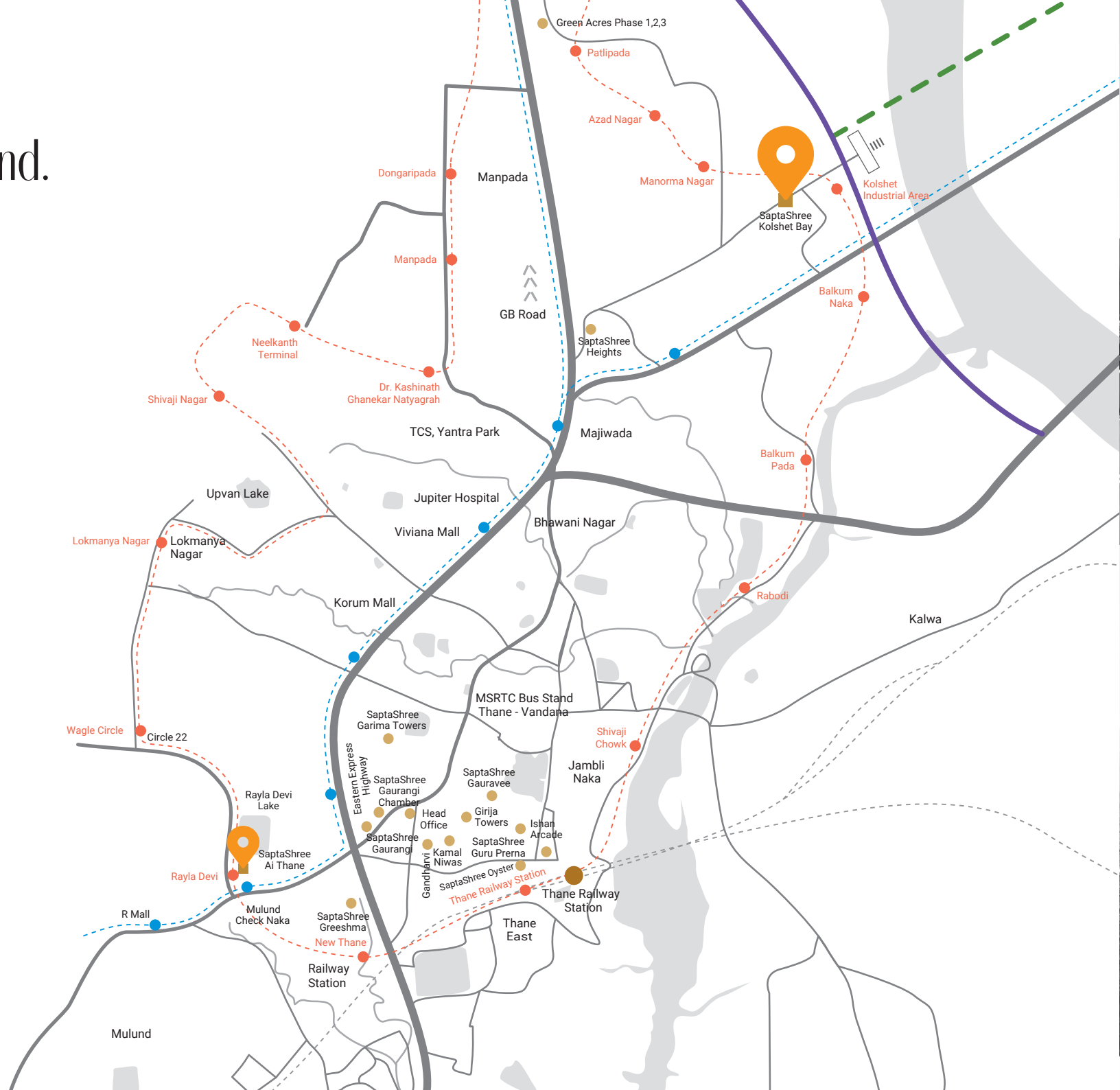
From Shoreline
to ShoreLife.



Connected by Land.
Linked by Water.

Our Projects

-  Ongoing Projects
-  Delivered Projects
-  Upcoming Thane Coastal Road
-  Upcoming Kolshet - Kalher Bridge
-  Eastern Express Highway
-  Internal Roads
-  Railway Routes
-  Metro Line 4
-  Thane Ring Metro





Location Advantage

At the Heart of Thane. At the Edge of the Bay.

Kolshet Bay enjoys unmatched connectivity thanks to upcoming and existing infrastructure:

- **Kolshet Creek Jetty** -
Future waterway connection to Navi Mumbai, Vasai and Mumbai.
- **Kolshet-Kalher Creek Bridge** -
Direct link to northern suburbs.
- **Thane Coastal Road** -
Smooth drive to Ghodbunder and beyond.
- Minutes from Eastern Express Highway, Ghodbunder Road and upcoming Metro.
- Close proximity to schools, hospitals, malls and business hubs.



Architectural Excellence

RCC construction with earthquake-resistant design



High-speed elevators as per CFO norms



Power backup for lifts and water pumps



Rainwater harvesting systems



Textured external paints



Paver-tiled landscaped open spaces



A photograph of a family of three—a man, a woman, and a young girl—laughing and embracing each other in a dimly lit room. The man, with grey hair, is in the center, smiling broadly. The woman is on the left, leaning back and laughing. The young girl is on the right, leaning over the man's shoulder. The scene is bathed in a soft, blue-toned light, with vertical blinds visible in the background. The text "Inside Every ShoreLife Home" is overlaid in the center.

Inside Every **ShoreLife** Home



Living Spaces

Spacious rooms with vitrified flooring & soothing acrylic wall finishes.



Kitchen

Granite platform, stainless steel sink, dado tiles up to beam bottom level.



Electrical

Concealed copper wiring (Polycab), Anchor modular switches, inverter circuit provision, TV & telephone points.



Doors & Windows

Laminate-finished main door with wooden frame, flush internal doors, anodized aluminium sliding windows.



Bathrooms

Ceramic flooring, full-height vitrified wall tiles, Jaquar C.P. fittings.



Crafted for Comfort. Finished with finesse.

ShoreLife Experiences



Dedicated Car Parking
Towers



Hybrid Fitness Center



Bird Watch Zone



Rooftop Barbecue Zone



Curated Kids Play
Zone




Rooftop Mini
Miyawaki Forest



Sky Gazebo



Digital Detox Area



Curated for Calm. Designed for Joy.

Artist Impression

Security & Peace of Mind



24x7 CCTV surveillance



Intercom system



Gated community with compound wall & security cabin

Safe. Secure. Seamless.



Artist Impression

Sustainability



Eco-sensitive landscape design



Rainwater harvesting system



Energy-efficient lighting
in common areas

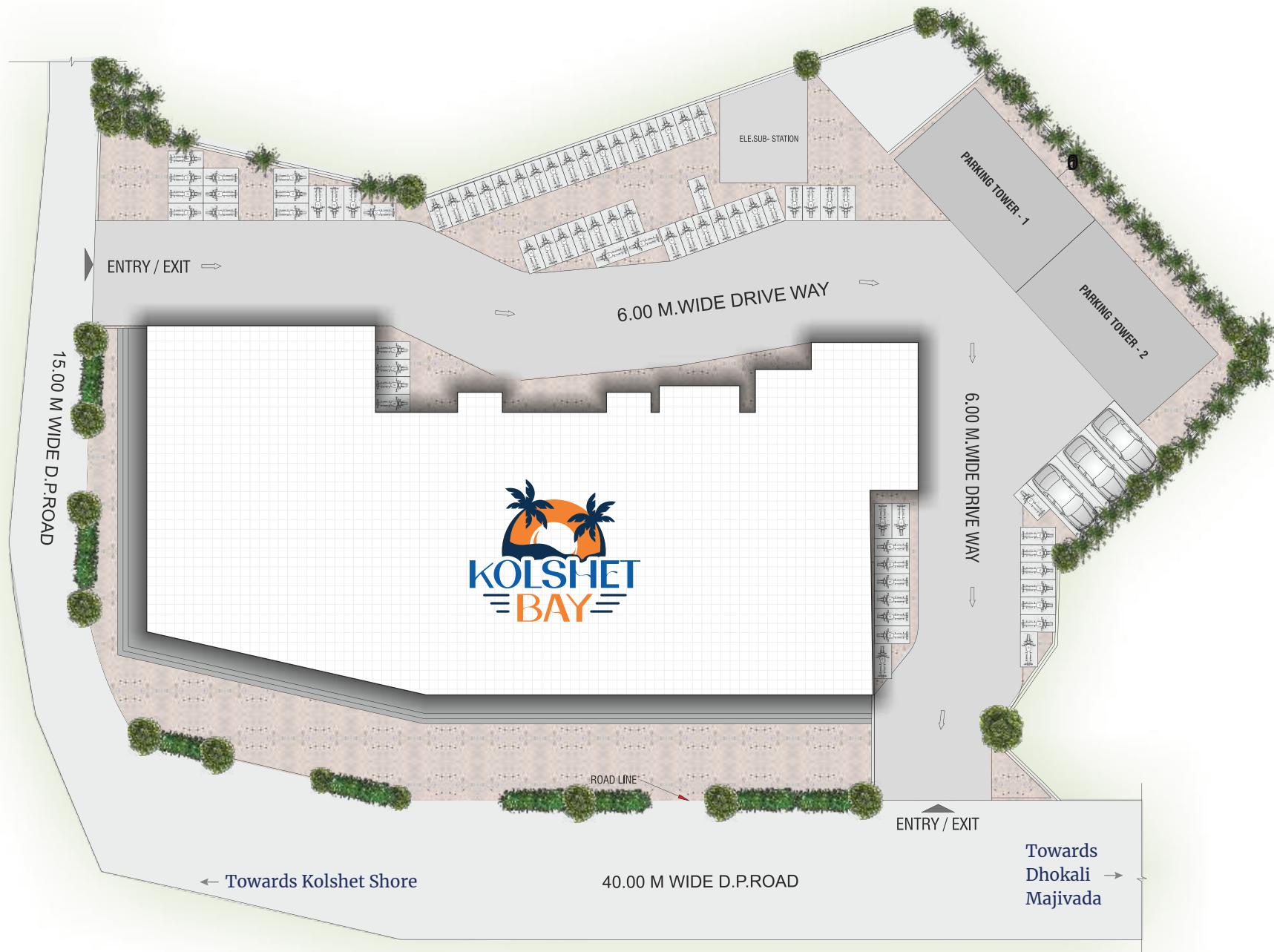
Green Living. Smart Choices.



Artist Impression



Layout Plan





First Floor Plan

- All internal dimensions for carpet area are from unfinished wall surfaces.
- Minor variations up to (+/-) 3% in actual areas may occur on account of site conditions/ columns/ finishes etc.
- In toilets, the carpet areas are inclusive of ledge walls (if any).
- Conversions: 1 Sq.Mtr. = 10,764 Sq.Ft.

AREA STATEMENT

FLAT NO.	FLAT TYPE	RERA AREA	BALCONY AREA	TOTAL RERA AREA	TOTAL RERA AREA	TERRACE AREA
		A	B	(A+B)=C	D	E
			SQ.MT.		SQ.FT.	SQ.FT.
1	CRECHE, SOCIETY OFFICE & FITNESS CENTER					
2	2 BHK	48.54	2.25	50.79	547	-
3	2 BHK	49.22	2.25	51.47	554	-
4	2 BHK	55.68	2.25	57.93	624	118
5	1 BHK	40.00	0	40.00	431	170
6	1 BHK	37.60	0	37.60	405	125
7	1 BHK	37.60	0	37.60	405	125
8	1 BHK	37.82	2.20	40.02	431	367



Second Floor Plan

- All internal dimensions for carpet area are from unfinished wall surfaces.
- Minor variations up to (+/-) 3% in actual areas may occur on account of site conditions/ columns/ finishes etc.
- In toilets, the carpet areas are inclusive of ledge walls (if any).
- Conversions: 1 Sq.Mtr. = 10.764 Sq.Ft.

AREA STATEMENT						
FLAT NO.	FLAT TYPE	RERA AREA	BALCONY AREA	TOTAL RERA AREA	TOTAL RERA AREA	TERRACE AREA
		A	B	(A + B) = C	D	E
		SQ.MT.			SQ.FT.	SQ.FT.
1	2 BHK	54.42	2.25	56.67	610	213
2	2 BHK	48.54	2.25	50.79	547	-
3	2 BHK	49.22	2.25	51.47	554	-
4	2 BHK	55.68	2.25	57.93	624	-
5	1 BHK	40.00	2.20	42.20	454	-
6	1 BHK	37.60	2.20	39.80	428	-
7	1 BHK	37.60	2.20	39.80	428	-
8	1 BHK	37.82	2.20	40.02	431	-



Refuge Floor Plan (8th & 13th Floor)

- All internal dimensions for carpet area are from unfinished wall surfaces.
- Minor variations up to (+/-) 3% in actual areas may occur on account of site conditions/ columns/ finishes etc.
- In toilets, the carpet areas are inclusive of ledge walls (if any).
- Conversions: 1 Sq.Mtr. = 10.764 Sq.Ft.

AREA STATEMENT					
FLAT NO.	FLAT TYPE	RERA AREA	BALCONY AREA	TOTAL RERA AREA	TOTAL RERA AREA
		A	B	(A+B)=C	D
		SQ.MT.			SQ.FT.
1	2 BHK	54.42	2.25	56.67	610
2	2 BHK	48.54	2.25	50.79	547
3	2 BHK	49.22	2.25	51.47	554
4	2 BHK	55.68	2.25	57.93	624
5	1 BHK	40.00	2.20	42.20	454
6	REFUGE AREA				
7	1 BHK	37.60	2.20	39.80	428
8	1 BHK	37.82	2.20	40.02	431



Typical Floor Plan

- All internal dimensions for carpet area are from unfinished wall surfaces.
- Minor variations up to (+/-) 3% in actual areas may occur on account of site conditions/ columns/ finishes etc.
- In toilets, the carpet areas are inclusive of ledge walls (if any).
- Conversions: 1 Sq.Mtr. = 10.764 Sq.Ft.

AREA STATEMENT

FLAT NO.	FLAT TYPE	RERA AREA	BALCONY AREA	TOTAL RERA AREA	TOTAL RERA AREA
		A	B	(A + B) = C	D
		SQ.MT.			SQ.FT.
1	2 BHK	54.42	2.25	56.67	610
2	2 BHK	48.54	2.25	50.79	547
3	2 BHK	49.22	2.25	51.47	554
4	2 BHK	55.68	2.25	57.93	624
5	1 BHK	40.00	2.20	42.20	454
6	1 BHK	37.60	2.20	39.80	428
7	1 BHK	37.60	2.20	39.80	428
8	1 BHK	37.82	2.20	40.02	431



The Saptashree Legacy

With over three decades of trust and a portfolio of 30+ successful projects, Saptashree Group has built homes that stand for quality, reliability and innovation.

Kolshet Bay is the next milestone in our journey - a community that will redefine Thane's lifestyle landscape.

30+ YEARS

In Real Estate Industry

30 DELIVERED

Projects Over The Years

50 LAKHS

Square Feet Developed & Delivered

25 LAKHS

Square Feet Upcoming Projects

15 LAKHS

Square Feet Under Construction



Email : sales@saptashree.com | Website : www.saptashree.com | Contact : +91 88899 66622

Site address : Saptashree Galicia, Kolshet Road, Opp. Kia Motors Service Station, Kolshet Gaon, Thane (W), Maharashtra 400607

Corporate office address : Saptashree Reality Pvt. Ltd., 111 Horizon Towers, Bhakti Mandir Rd, Hari Niwas, Thane (W) 400602 | Contact : +91 2225369213 / +91 2225414777

Note / Disclaimer : The information herein i.e., specifications, designs, dimensions etc. are subject to change without notification as may be required by the relevant authorities or the developer's, architect and cannot form part of an offer or contract, whilst every care is taken in providing this information. The owner, developer and manager cannot be held liable for variation. All illustrations & pictures are artist's impressions only. The items specified are subject to variations, modifications & substitution as may be recommended by the company's, architects / or relevant approving authorities. This project is registered with the name of Saptashree Galicia at RERA.

MAHARERA Registration No.: P51700054273 | www.maharera.mahaonline.gov.in

