



LINSEY FISHER

INTERIOR & SPATIAL EXPERIENCE DESIGN

SELECTED WORK 2023 - 2025

LINSEY FISHER

INTERIOR & SPATIAL EXPERIENCE DESIGN

EDUCATION

UCLA Extension
Certificate, Interior Design
April 2025

Kent State University
Bachelor of Arts, Psychology / Pre-Medicine
May 2012

HONORS & AWARDS

ASID LA 2025 Harold W. Grieve Student
Design Competition
Excellence in Student Design (First Prize)
June 2025

HLW ReCycLA 2028 Student Competition
Second Place (Team of 2)
June 2025

NEWH LA 2024 Scholarship
Platinum Award
April 2024

SKILLS

Computer
BIM/ CAD
Revit
AutoCAD

3D Modeling
SketchUp
Rhino3D

Rendering
Unreal Engine
Enscape
V-Ray

Adobe Creative
Photoshop
Illustrator
InDesign

Analog
Visual Communication
Sketching
Project Management Visuals

Technical
Project Management Methods
Construction Documentation
Space Planning
Green Building

CERTIFICATIONS

LEED® Green Associate™
Green Business Certification Inc. (GBCI)
August 2025

Project Management Professional (PMP)®
Project Management Institute
December 2022

INVOLVEMENT

American Society of Interior Designers (ASID)
Student Member
September 2023

NEWH
Student Member
March 2024

International Interior Design Association (IIDA)
Student Member
June 2025

PROFESSIONAL

Project Manager
Cohere Health
October 2022 - August 2023

Senior Quality Improvement Specialist
Health Net
January 2020 - October 2022

Clinical Specialist
Brainlab
March 2019 - January 2020

Case Manager
Kite Pharma
July 2017 - August 2018

Procurement Coordinator
OneLegacy
September 2014 - July 2017



Los Angeles, CA



hello@linseyfisher.com



www.linseyfisher.com

CONTENTS

01

TO LIVE & WORK IN L.A.

MIXED USE // LIVE-WORK PENTHOUSE RENOVATION
WEST HOLLYWOOD, CA

02

CUEVA

HOSPITALITY // RESTAURANT NEW BUILD
CORONADO ISLAND, CA

03

CREATIVE HAND DRAFTING

COMMERCIAL // ADAPTIVE REUSE GALLERY
RESIDENTIAL // SINGLE-FAMILY DWELLING RENOVATION
LOS ANGELES, CA

04

FOUNDATIONAL WORK

SELECTED PIECES // UCLA EXTENSION
WESTWOOD, CA

TO LIVE & WORK IN L.A.

MIXED USE // LIVE & WORK PENTHOUSE / *WEST HOLLYWOOD, CA*

In consideration of the growing demand for live-work housing and the increase in mixed-use zoning amendments in Los Angeles, this project develops a **live-work** unit within a multi-family residence sited in West Hollywood. Acting as both a couple's residence and office, this three-story penthouse integrates **distinct-yet-connected** live & work spaces, creating two areas that function virtually side-by-side. The residential half is a warm, modern retreat, with clean lines and earth tones, anchored by an expansive, double-volume-height social space that floods with natural light from a glazed atria ceiling. The office portion exudes a soft-modern urbanity and features a central **double-height volume stair atrium** lined with greenery, reflecting an overall design objective of an inviting, spacious, and creatively-stimulating aesthetic. This unique penthouse combines vertical circulation with **strategic voids** to create a space that feels open, social, and connected, all while supporting options for a user's privacy both within and across the adjacent work & live spaces.

APPLIED SKILLS: AutoCAD, SketchUp, Enscape, Adobe Illustrator, Adobe Photoshop





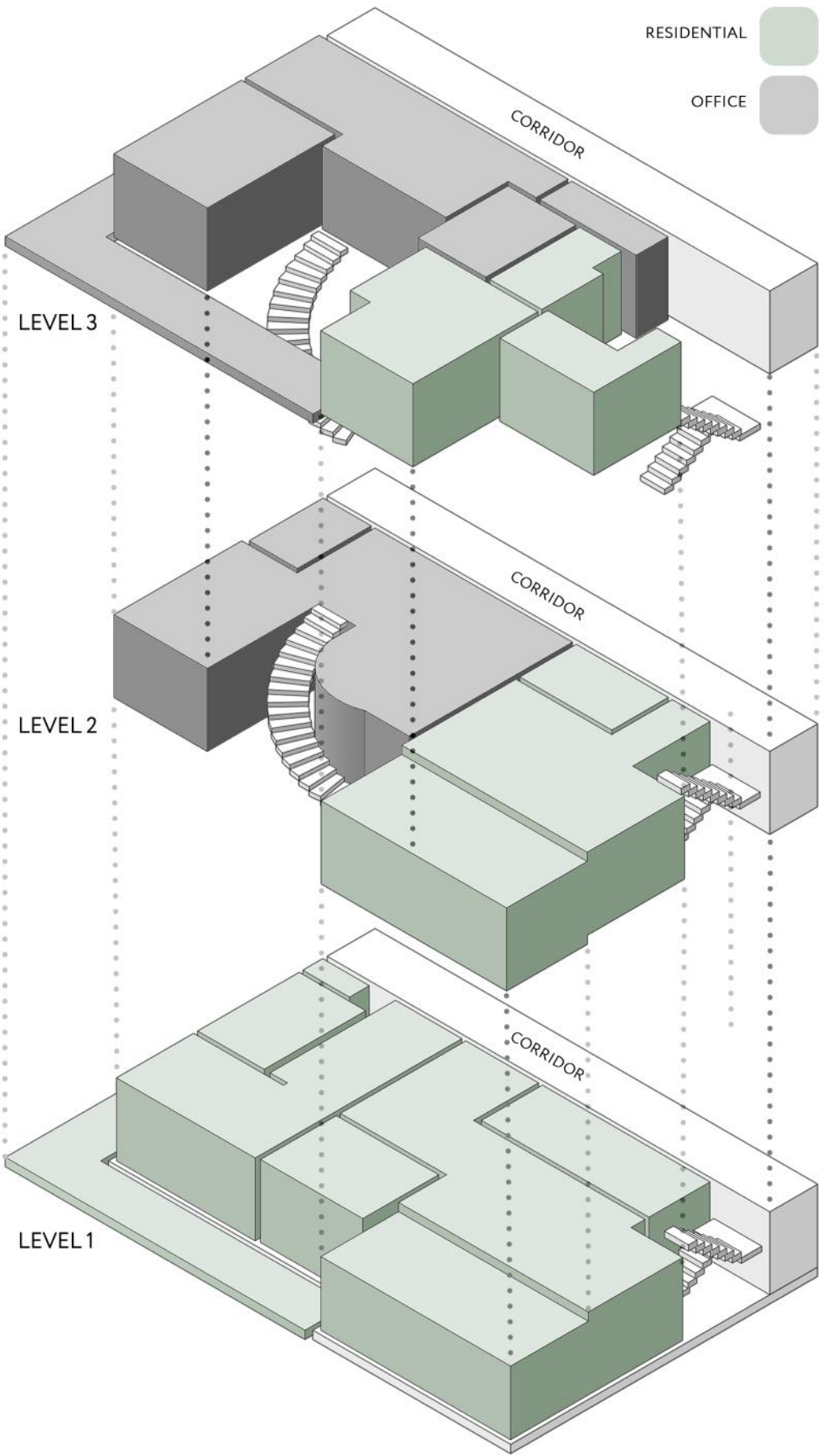
WORK // STAIR ATRIUM + OPEN WORK SPACE

CONCEPT

The design concept is *Connected Seclusion*, playing on the ability to create both connection and privacy through the use of **voids**. All done within the relatively small space of a condominium, the design uses perforations, gaps, and double-volume heights as strategic voids, aiding in the design goal of finding sociality, yet distinct separateness, both between and within the work & live spaces.

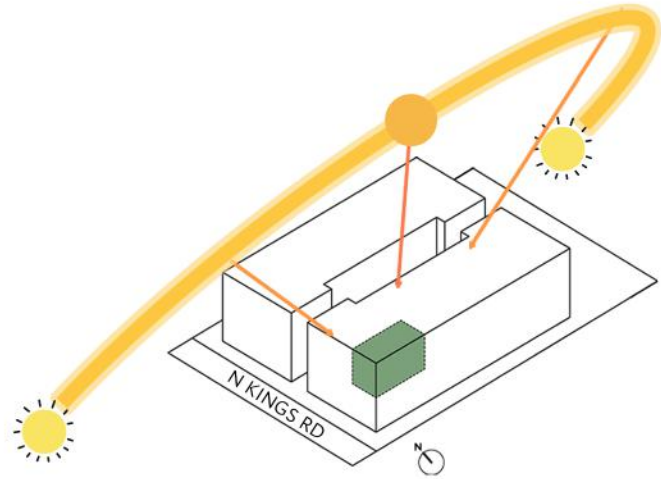


PROGRAM



SITE PLAN & ANALYSIS

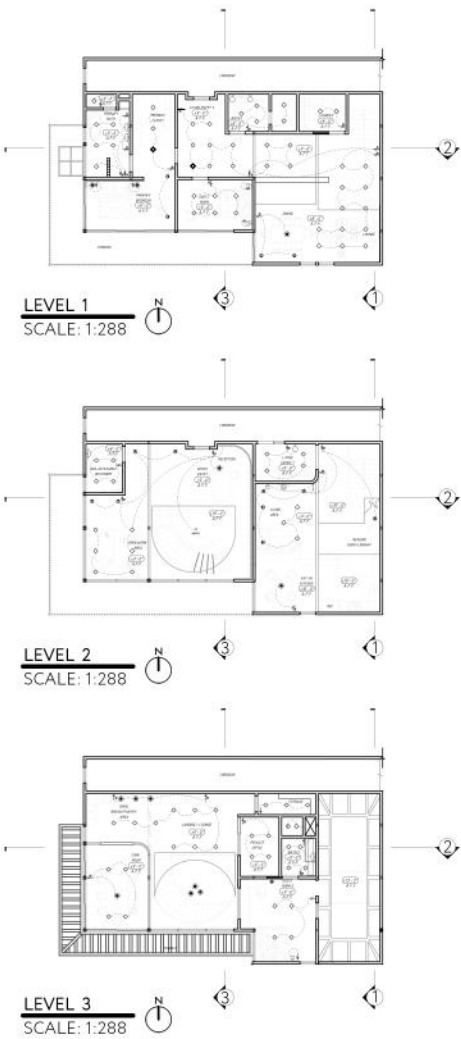
848 N Kings Rd, West Hollywood, CA



- 1. PROJECT SITE
- 2. THE SCHINDLER HOUSE
- 3. HABITAT 825 CONDOS
- 4. ASTERAS KINGS LUXURY APARTMENTS



RCP



MATERIALS & FEEL

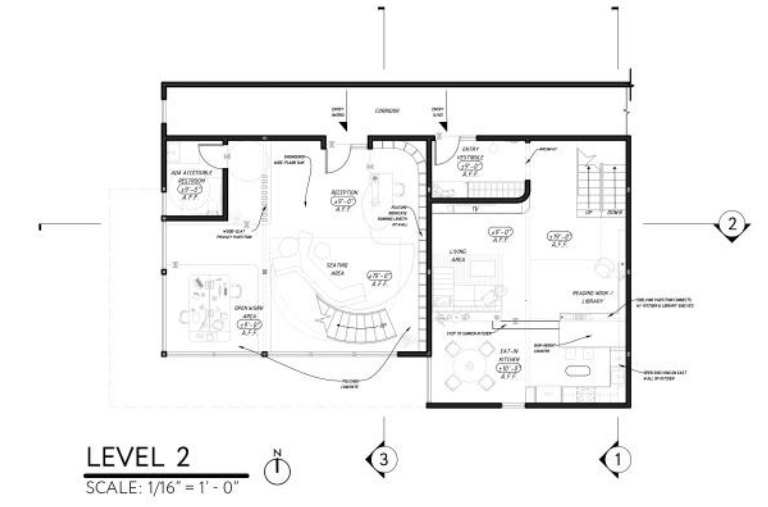
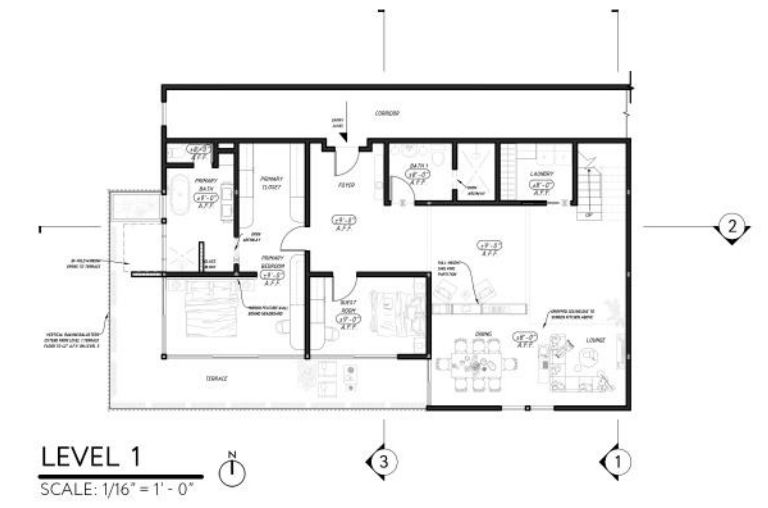
LIVE



LIVE // LIVING AREA

Chosen materials are meant to complement and add warmth to the 'raw' aspect of the proposed in-situ and existing concrete. Sustainability factors taken into consideration for this project to reduce embodied carbon include using existing concrete as-is where possible, utilizing **FSC-certified wood** in all millwork, and prioritizing the use of **locally sourced and durable materials**.

PLANS



WORK // FEATURE BOOKCASE + STAIR-ATRIUM VOID



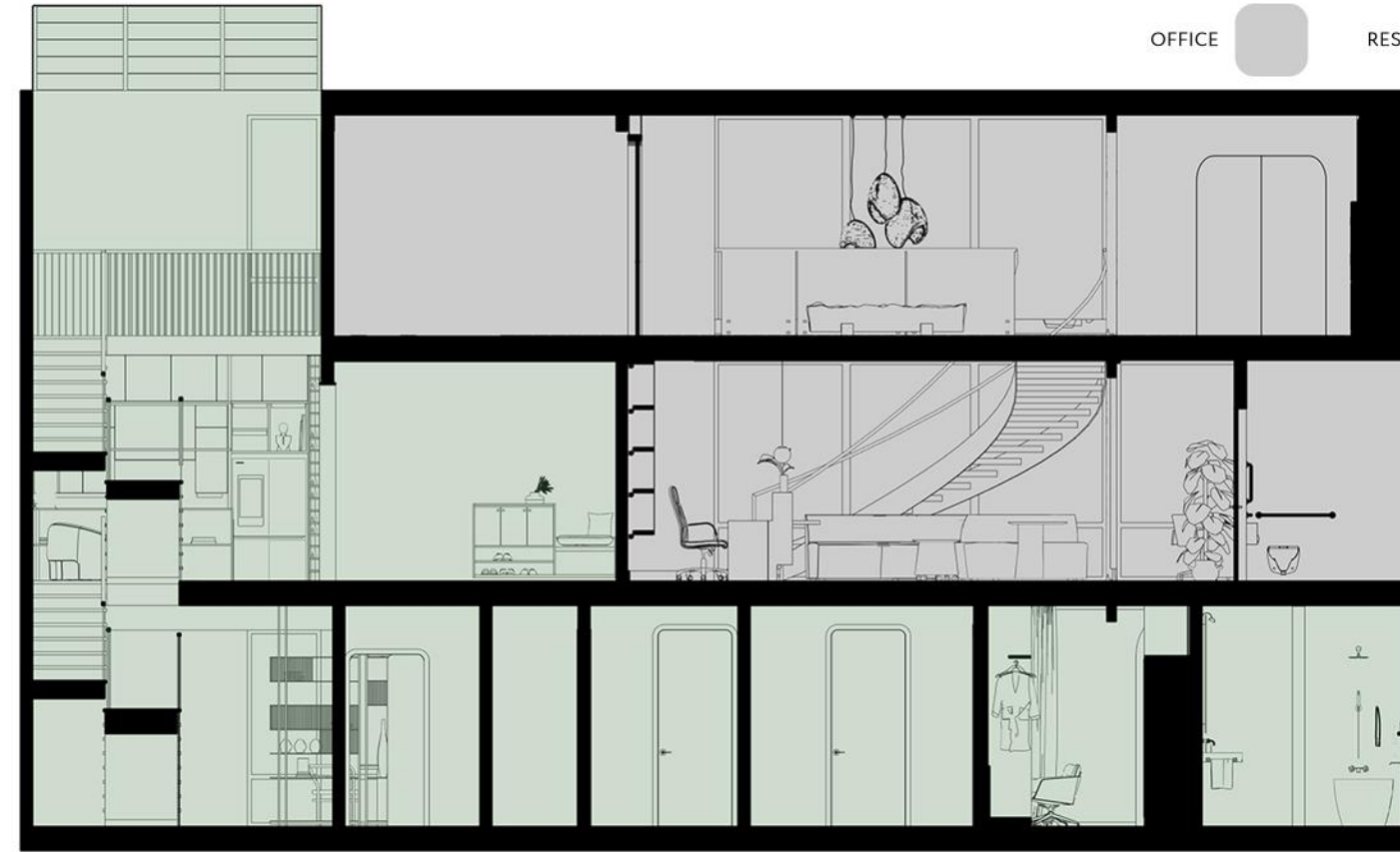
WORK



LEVEL 2



LIVE // SUNKEN KITCHEN + READING NOOK



SEC

OFFICE

RES



LEVEL 3



WORK // PANTRY




SE


SE

TIONS

IDENTIAL



SECTION 2



SECTION 3

A fixed interior window lets the user peer from the residential study into the office, allowing **connection via sightline** but giving privacy through distance provided by the stair-atrium void and the user-controlled smart glass. The geometric, curved shape seen horizontally on the office's 3rd-floor perforation, which is created by the stair-atrium, and the circularity of the study's interior window also provide **visual interest**.



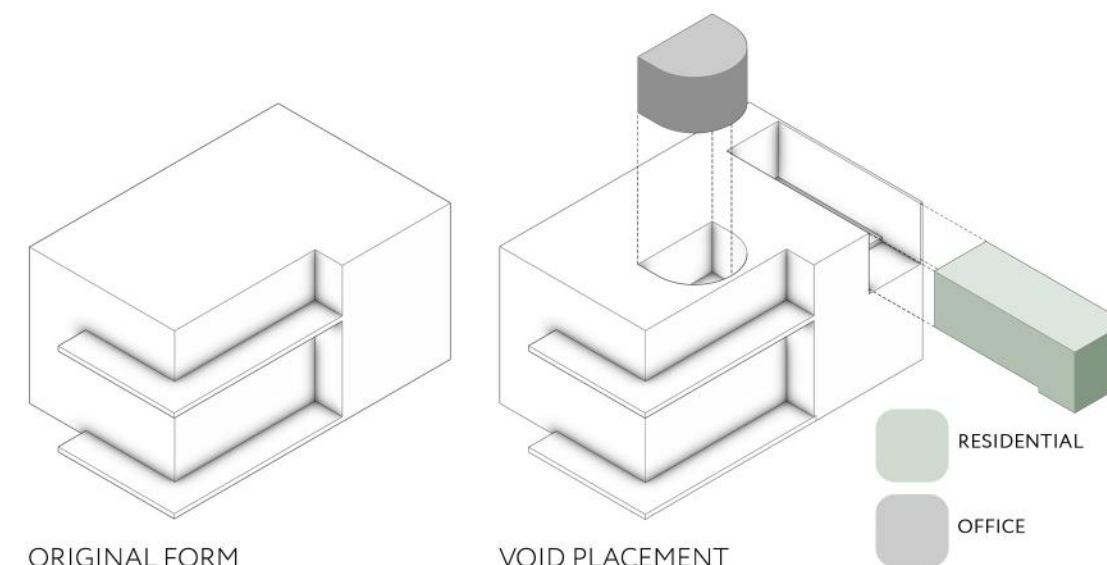
LIVE // STUDY INTERIOR WINDOW + BENCH



LIVE // STUDY INTERIOR WINDOW + ACTIVATED SMART GLASS

VOIDS: PRIVACY VS SOCIALITY

VOID GENERATION



PERSPECTIVES: RESIDENTIAL



SPATIAL RE

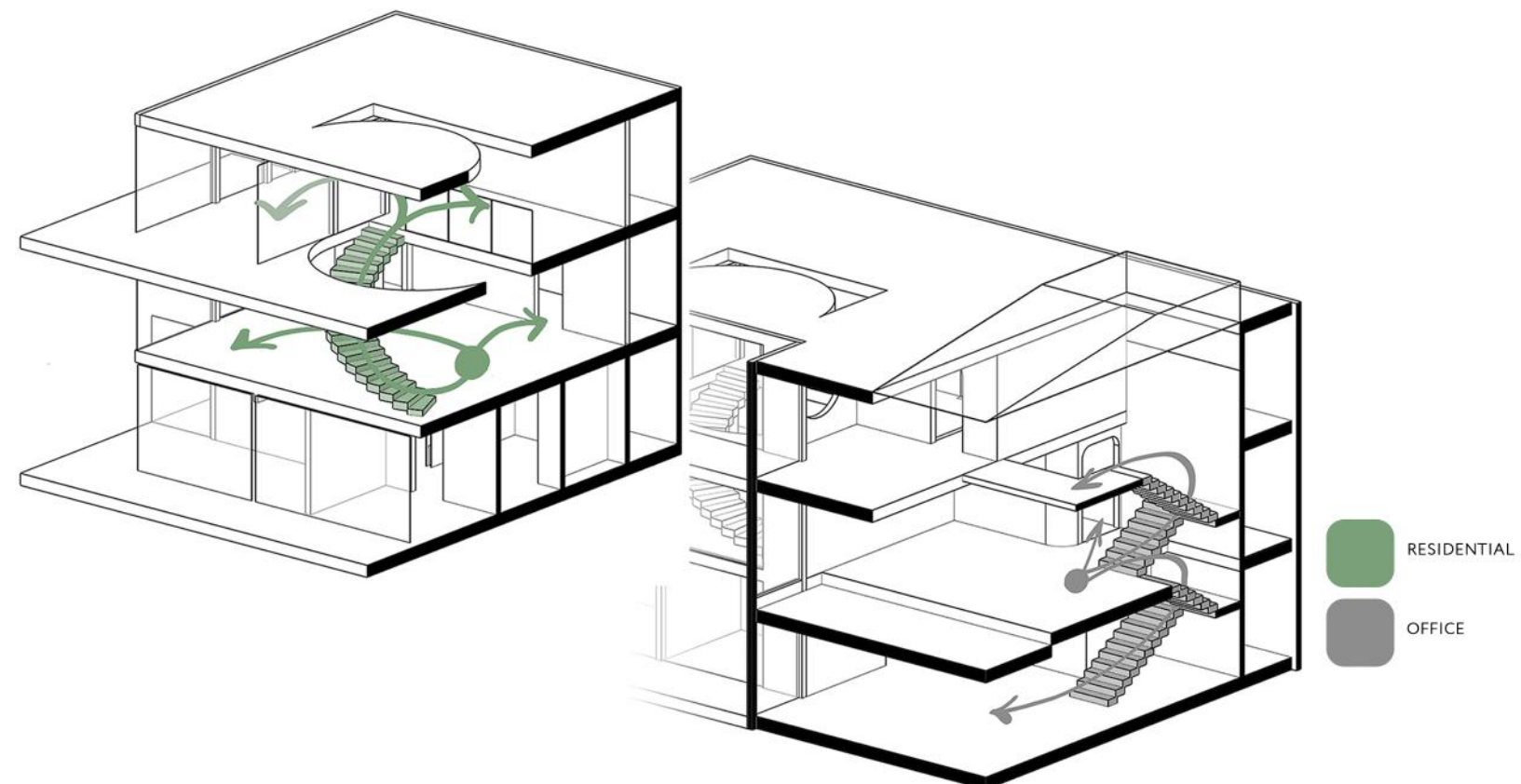


SECTION



CIRCULATION

Vertical circulation is adjacent to wide central hubs in both the live & work spaces, allowing for quick & efficient movement while simultaneously keeping circulation through the hearts of the spaces.



CUEVA

HOSPITALITY // RESTAURANT / *CORONADO ISLAND, CA*

Cueva is a beachside, tropical restaurant found within a boutique hotel on Coronado Island, CA. The design intent is a unique twist of **vintage charm, lush greenery, and whimsy**, where the world is meant to be left behind. An **immersive experience** from the beginning, you enter into a waiting area that evokes the mystery of a cave, featuring custom rockwork on all sides. This sets the stage for an interesting **contrast** as guests transition into the lounge and main dining area, where beautiful foliage, mid-century inspired aesthetics, and tropical tiki drinks take you on your own nostalgic journey, if only for the night.

APPLIED SKILLS: AutoCAD, SketchUp, Enscape, Adobe Illustrator, Adobe Photoshop



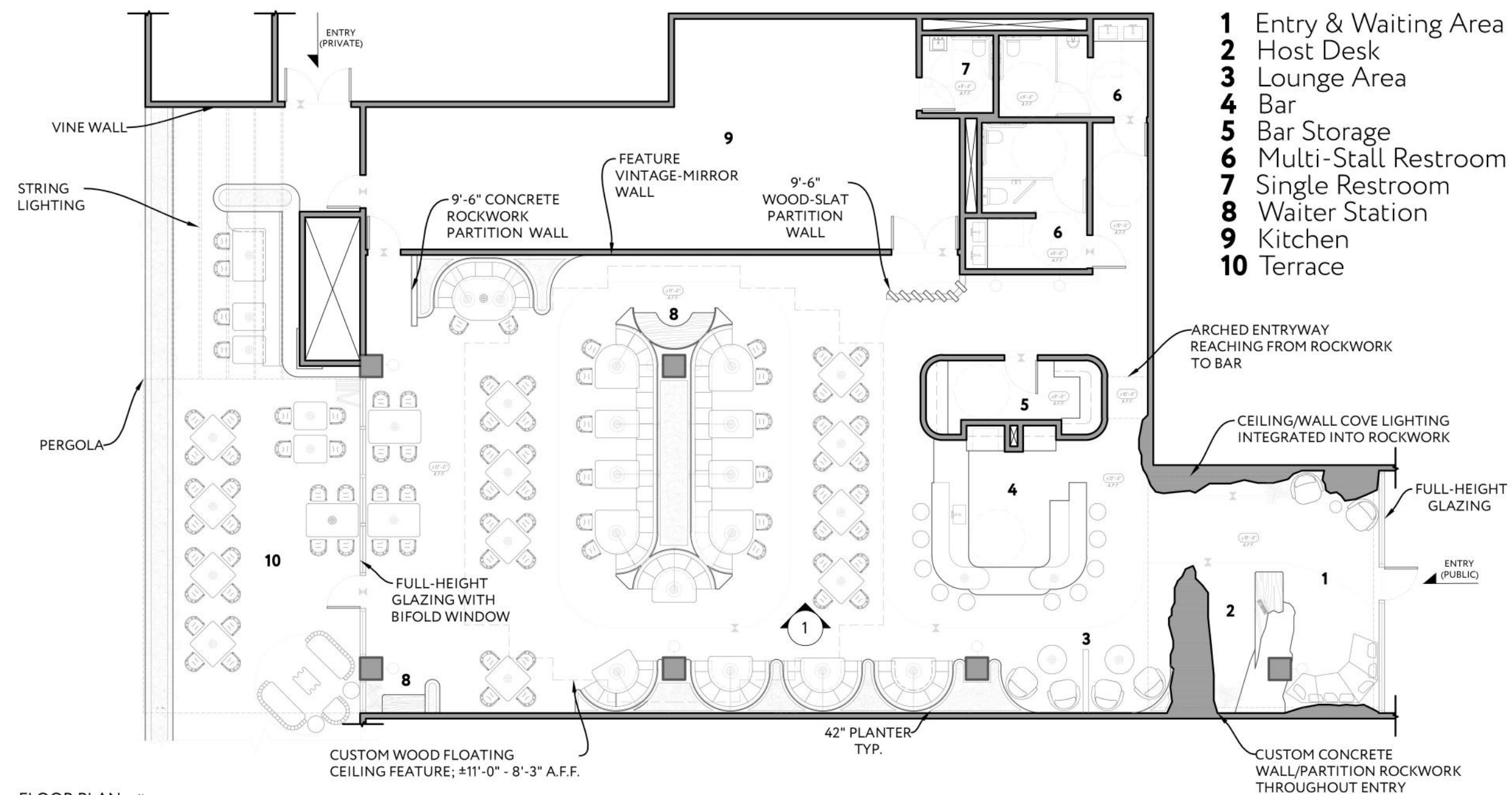


ENTRANCE // WAITING AREA + HOST STAND



BAR // UNIVERSALLY-DESIGNED FRONT BAR AREA

FLOOR PLAN



FLOOR PLAN
SCALE: 3/32" = 1' - 0"

LONGITUDINAL ELEVATION



ELEVATION 1

SITE



Located within a beachfront boutique hotel on Coronado Island, CA. Adjacent to local shopping and nightlife.

BRANDING



GOALS



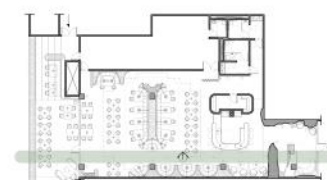
IMMERSIVE HOSPITALITY



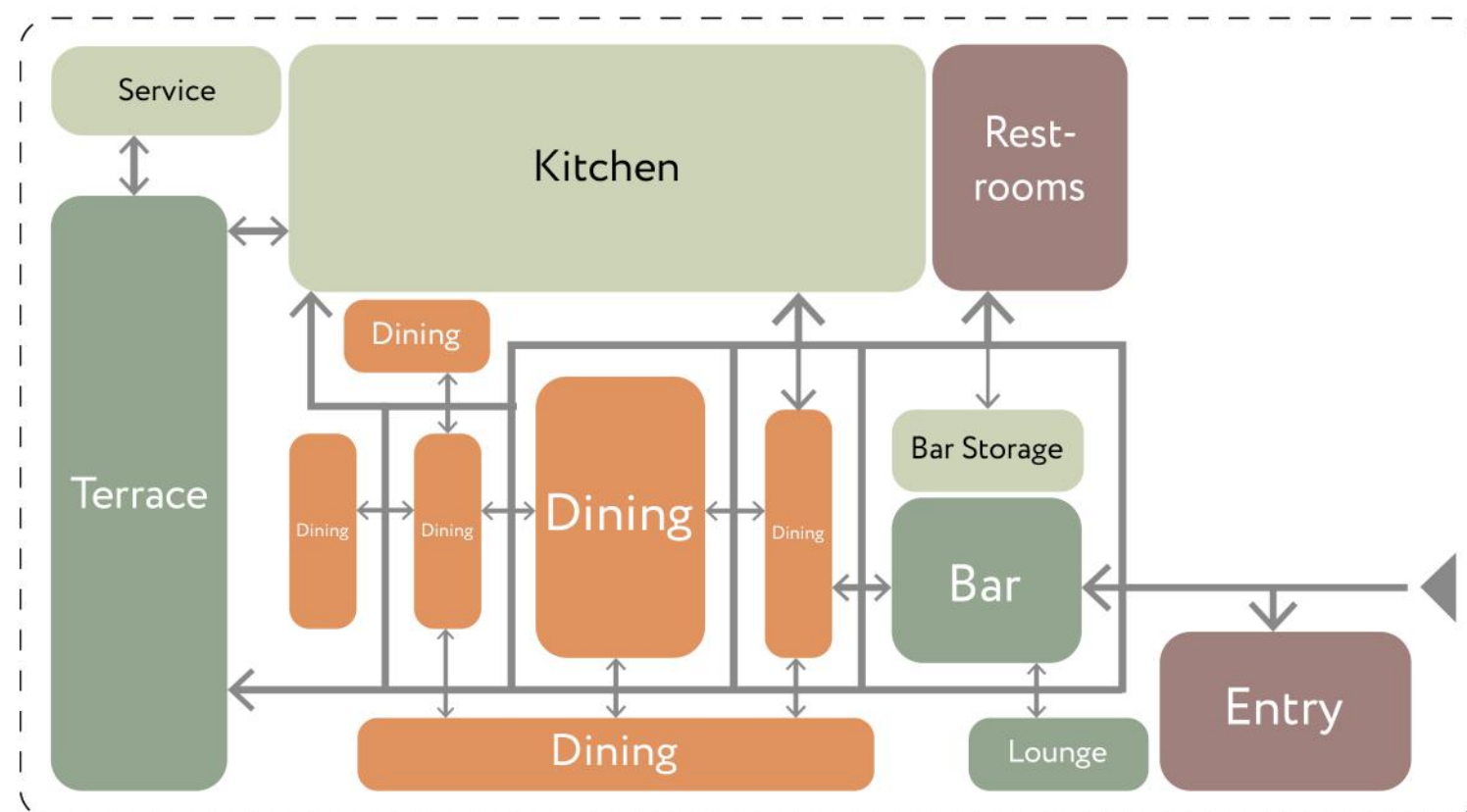
CRAFTED EXPERIENCES



SOCIAL CONNECTION



MATERIALS & FEEL



Chosen materials have warmth and a vintage-tropical feel, not shying away from **natural rattan or forms of greenery** in relief, pattern or true **foliage**. Geometrical forms found in textiles and wall coverings & panels impart **mid-century nostalgia**.



LAYOUT



DINING // VINTAGE RATTAN & MIRROR FEATURE WALL



DINING // SOUTH WALL BOOTHS WITH CNC-WOODWORK PANELS

DINING ■

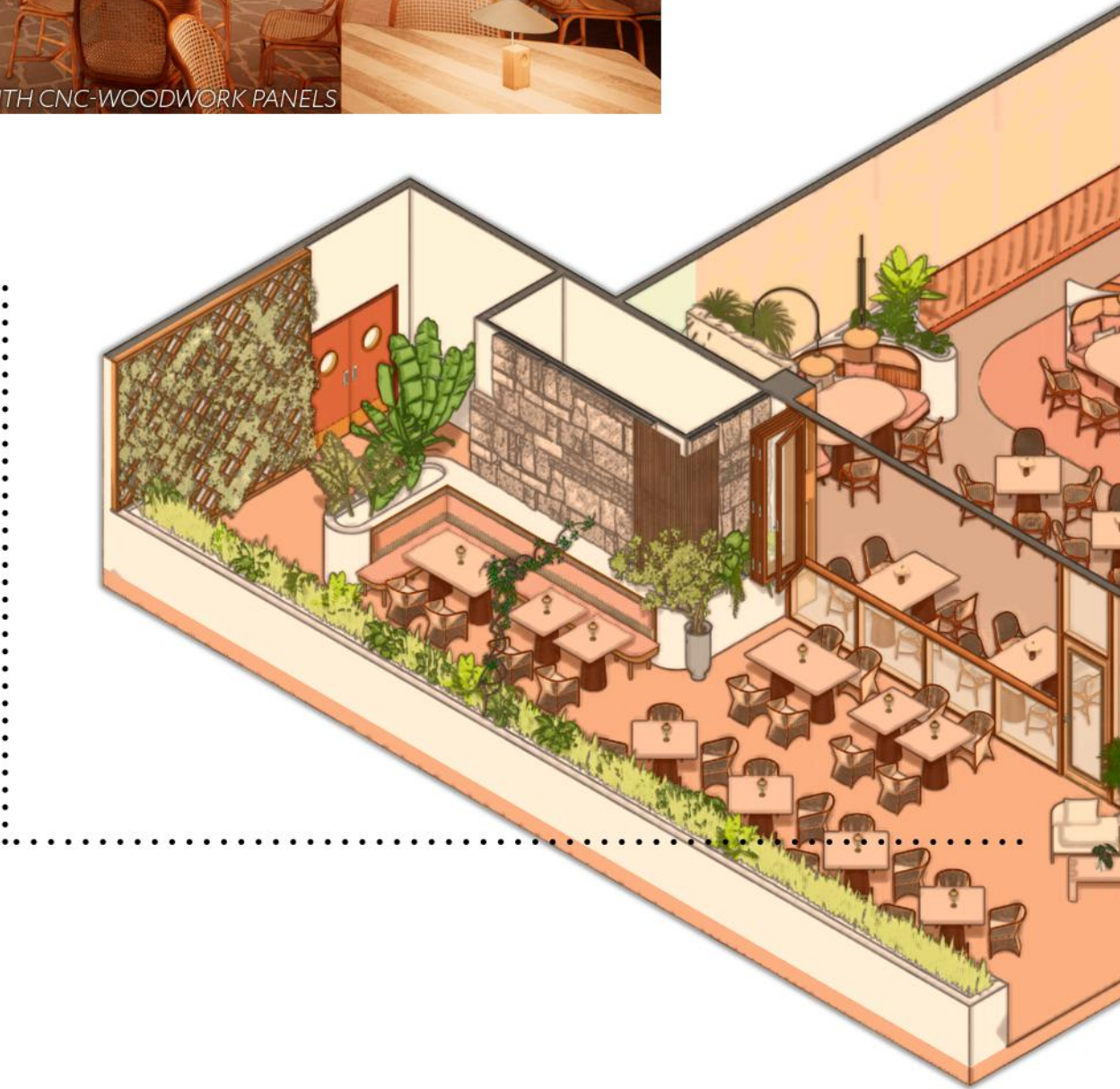
Vintage mirrors, tropical elements, and warm woods & caning bring a **nostalgic feel** to the dining area.

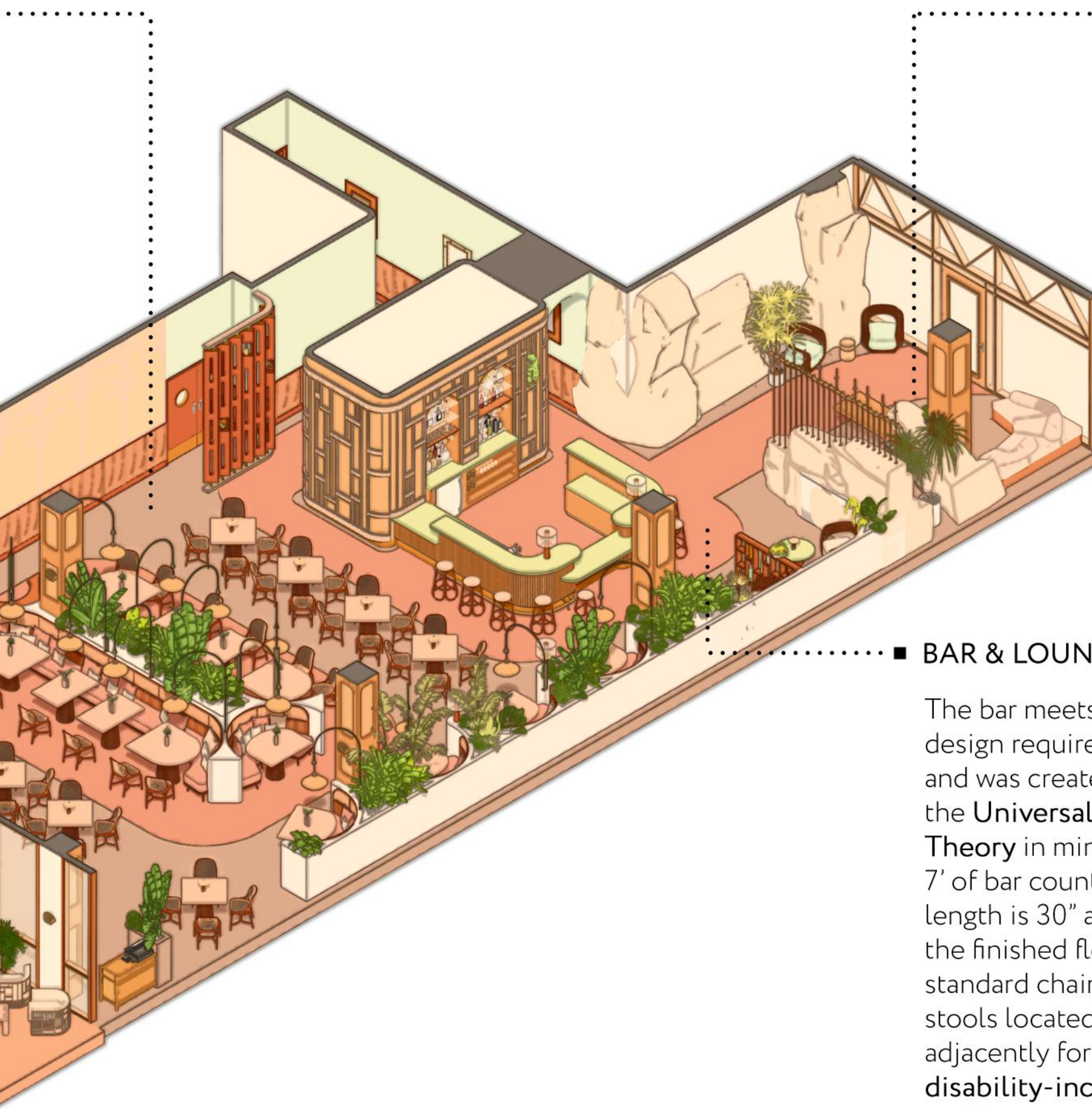


TERRACE // DINING WITH VIEWS OF PACIFIC OCEAN

TERRACE ■

The terrace features **views of the Pacific Ocean** alongside bifold windows that create an open-air feel for the restaurant, leaning into the indoor-outdoor living of Southern California.





■ ENTRY

Guests are immediately **immersed** in an entrance of cave-like, tropical fascination. Evening ambience is fostered by **cove and integrated indirect lighting**.



ENTRANCE // WAITING AREA + HOST STAND (NIGHT AMBIENCE)

■ BAR & LOUNGE AREA

The bar meets ADA design requirements and was created with the **Universal Design Theory** in mind. Over 7' of bar countertop length is 30" above the finished floor, with standard chair-height stools located adjacently for **disability-inclusive seating**.




LOUNGE AREA // SEATING NOOK

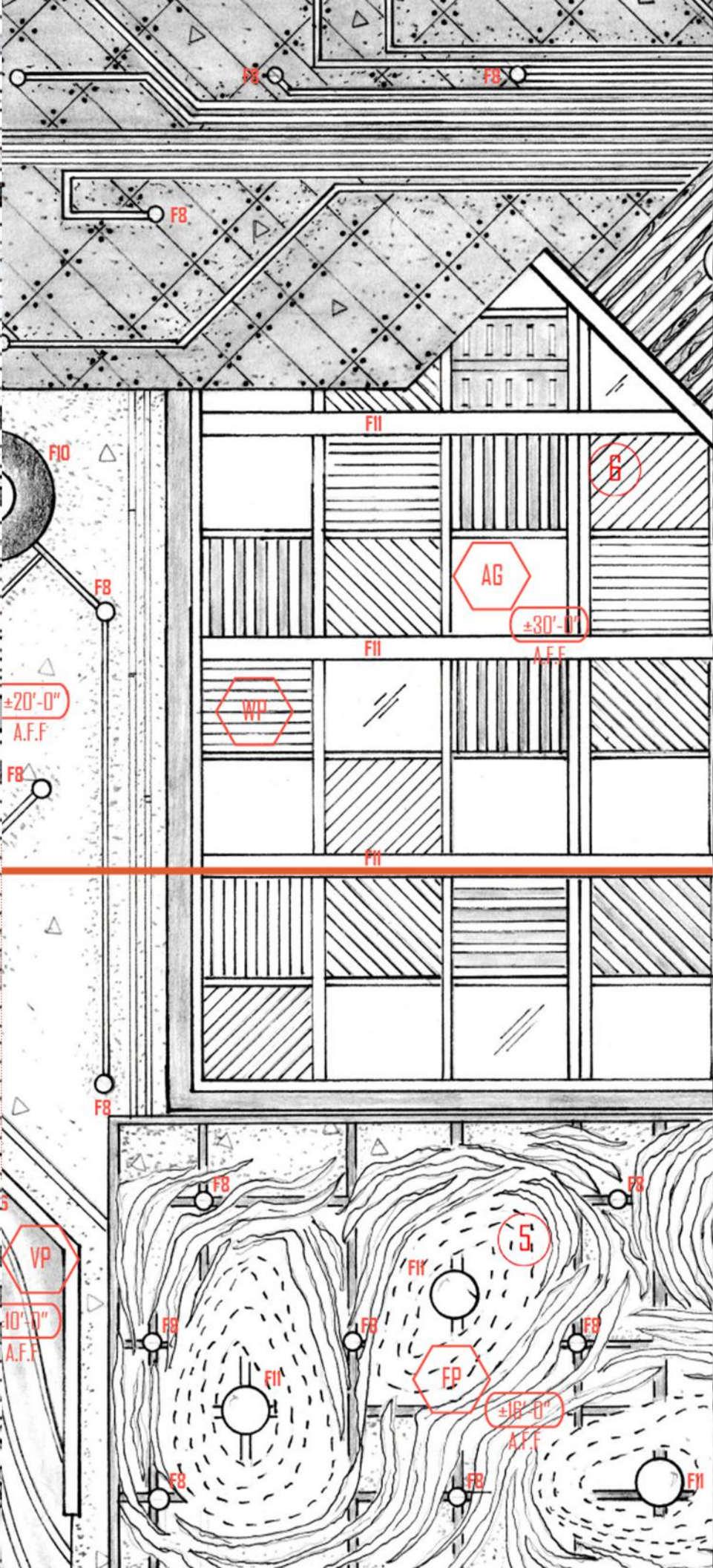
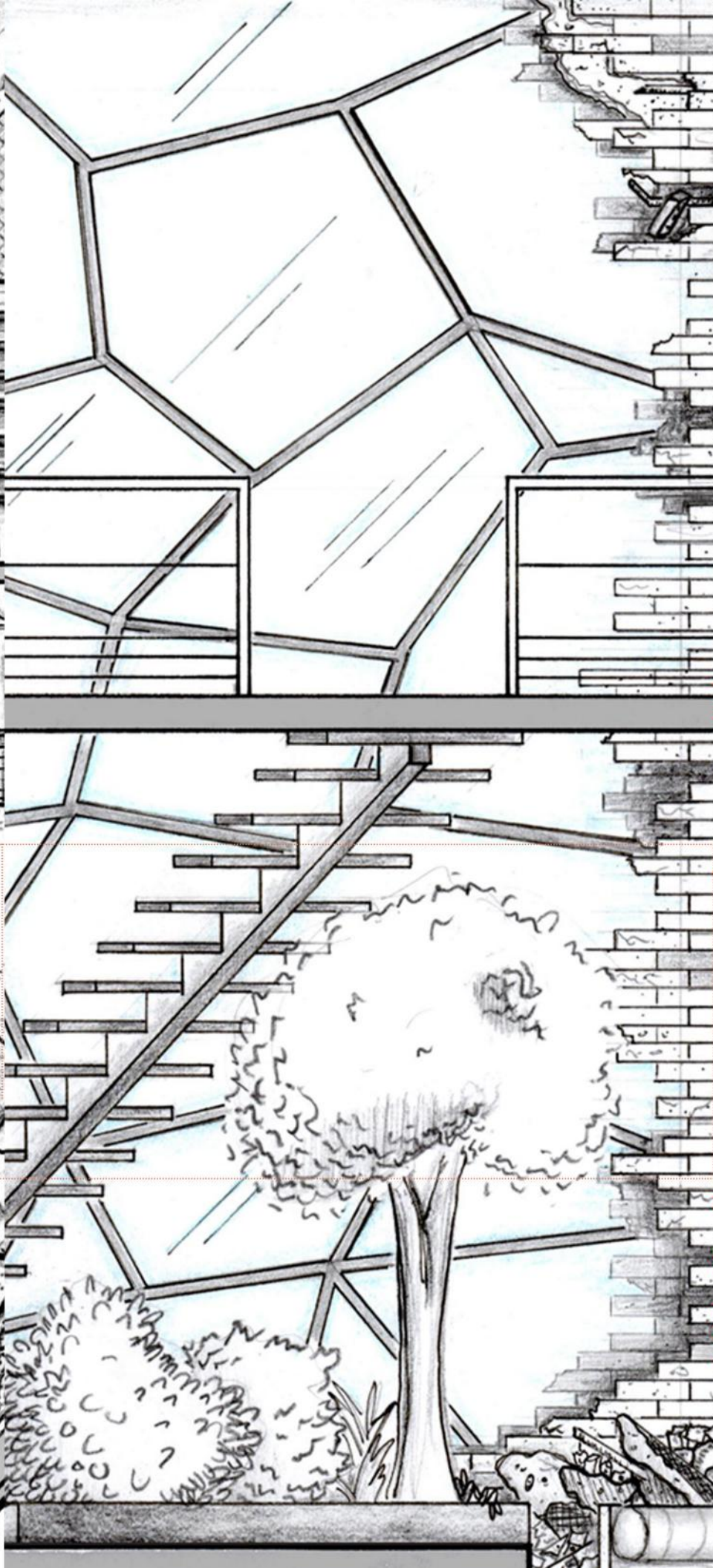

CREATIVE HAND DRAFTING

ADAPTIVE REUSE GALLERY + SINGLE-FAMILY DWELLING RENOVATION / *LOS ANGELES, CA*

Using given programs, these projects allowed for almost complete freedom in the design of two unique interior spatial experiences, from creating the user stories to choosing a site location, then applying our vision to create **artistic renderings of hand-drafted working plans**. Two separate spaces were imaginatively **conceptualized, space planned, and hand-rendered** to produce a set of expressive partition, elevation, and reflected ceiling plans.

APPLIED SKILLS: Adobe Illustrator, Adobe Photoshop, Hand Rendering





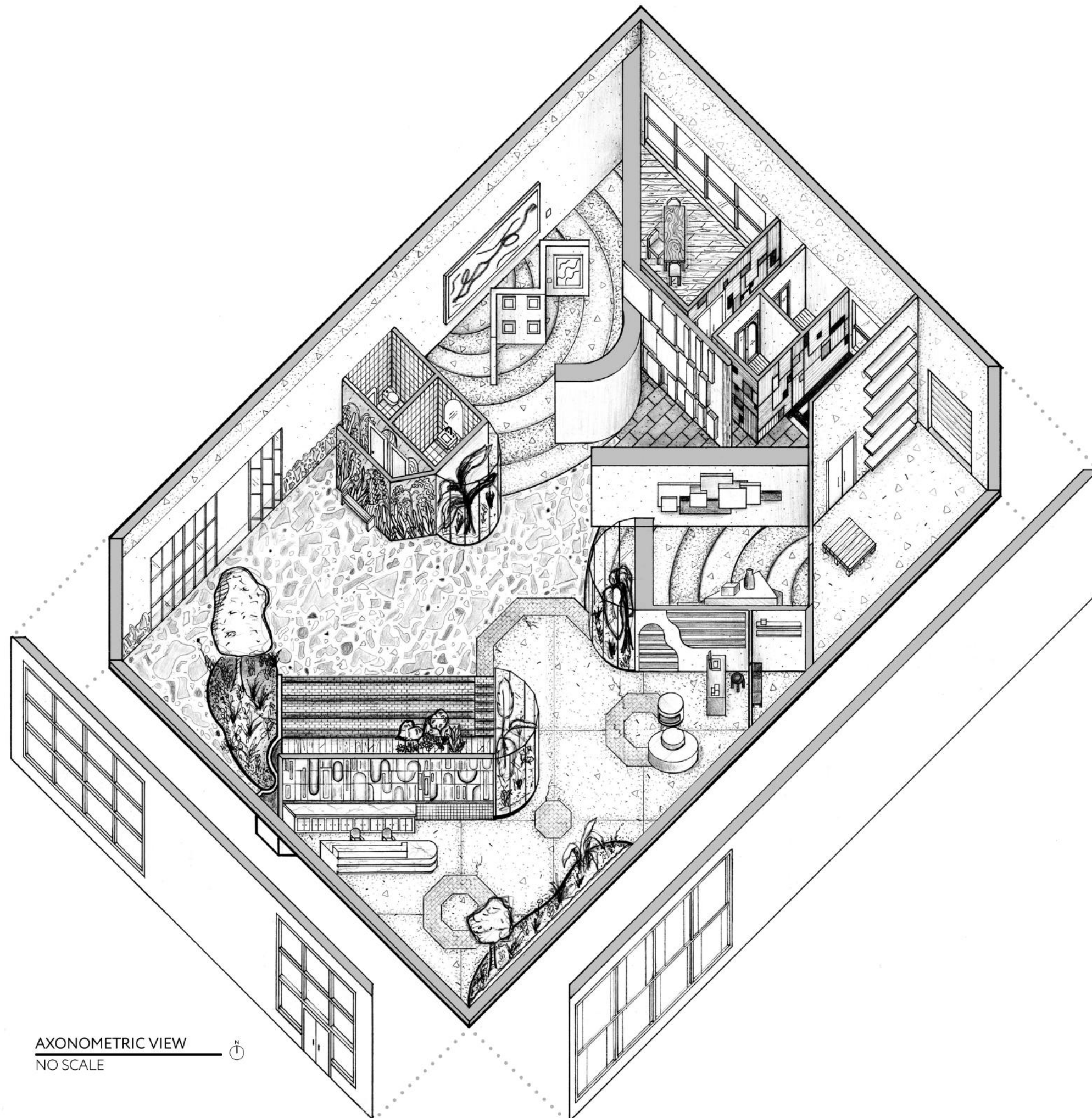
QUAIL GALLERY

ADAPTIVE REUSE GALLERY / DOWNTOWN LOS

INSPIRATION



INSPIRATION BOARD



AXONOMETRIC VIEW
NO SCALE



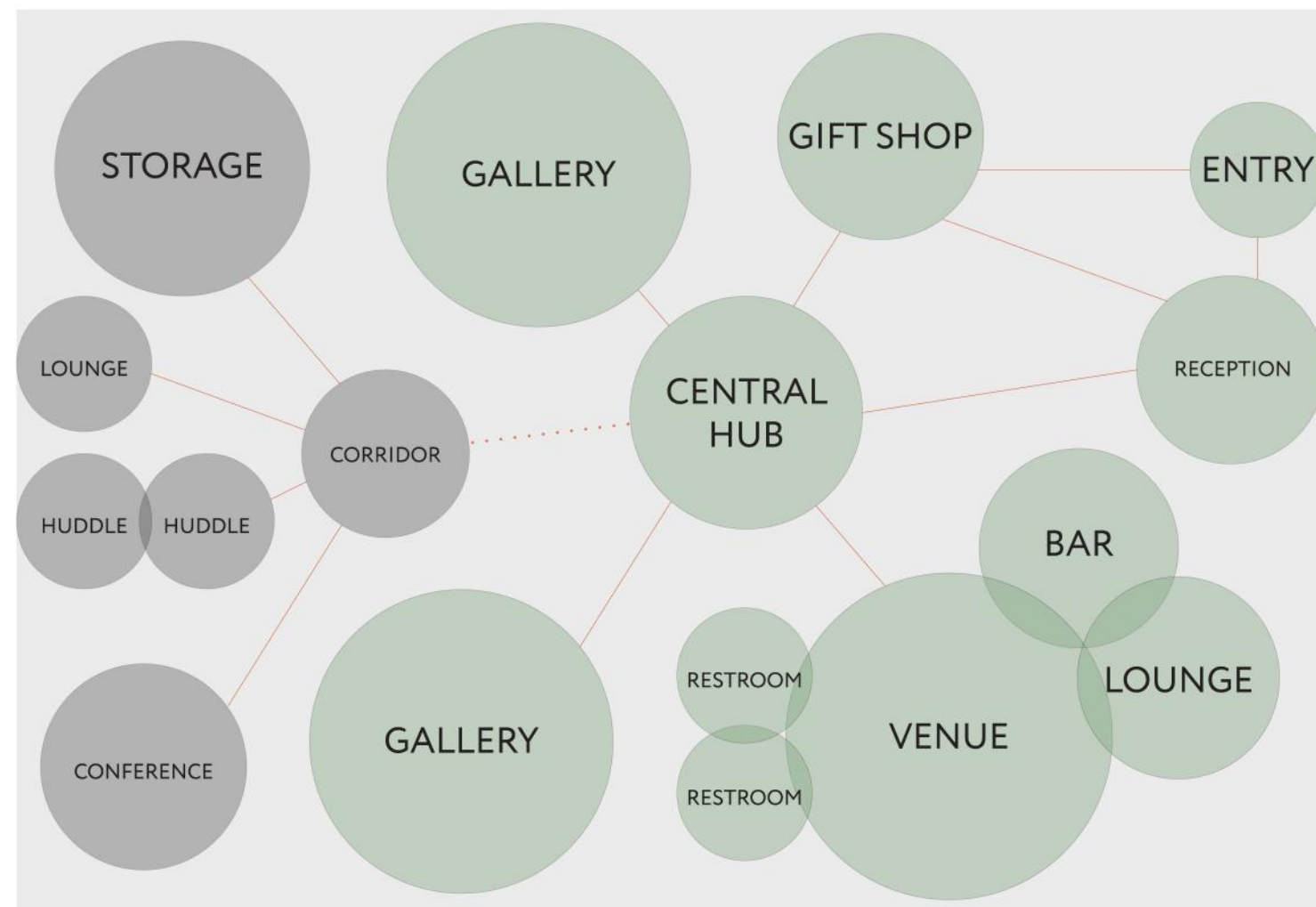
ANGELES ART DISTRICT, CA

BRIEF & SITE

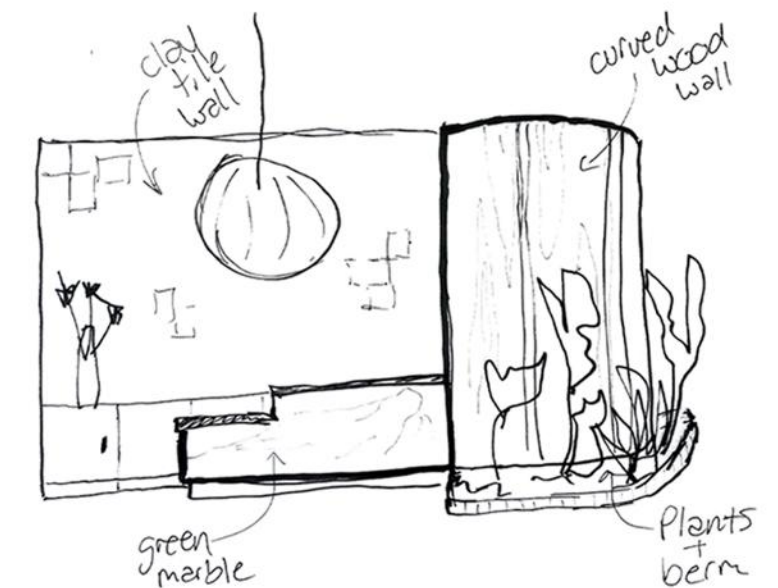


This adaptive reuse design is located within a 1920s warehouse in the Downtown Los Angeles Arts District. Inside, an urban canvas contrasts with greenery, organic forms, and the use of natural materials. A triple-volume atrium space provides filtered light while patrons enjoy exhibitions and the unique interiors featuring site-specific art installations. A sunken bar & lounge accompanies a venue area that can accommodate up to 100 guests. Public vs. private spaces have been gently separated through a threshold utilizing thick wall conditions, a flooring shift, and a drop in ceiling height.

SPACE PLANNING & PROCESS WORK



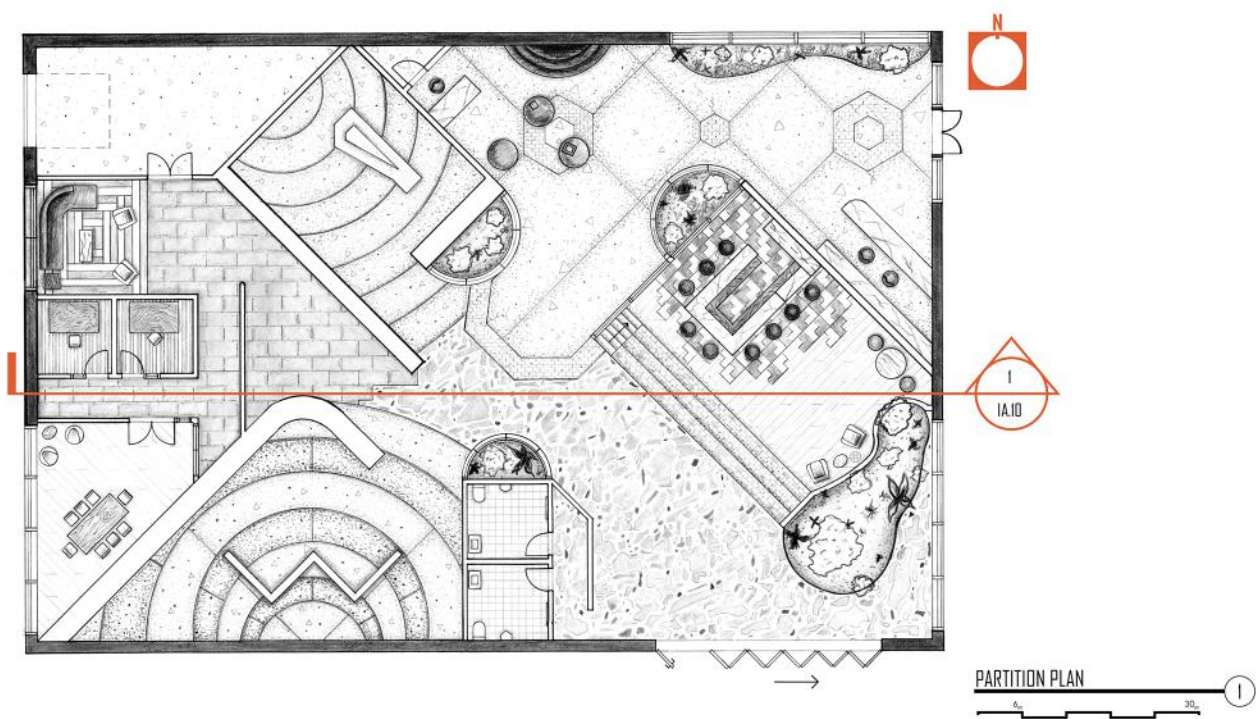
BUBBLE DIAGRAM















































RECEPTION AREA SKETCH



QUAIL GALLERY PLANS



FINISH SCHEDULE		FINISH LEGEND		POWER DATA LEGEND		DOOR SCHEDULE				AREA LOCATION	
 ITEM: STAINED POLISHED CONCRETE (DARK) WITH BRASS INLAY MANUF: CUSTOM FINISH: SHADE #1, SHADE #2	 ITEM: ASH ENGINEERED HARDWOOD MANUF: HART HARDWOODS FINISH: MATTE SEALANT	 GFCI WALL MOUNTED GFCI QUAD OUTLET		TYPE	OPENING	MATERIAL	QTY	 1 ENTRY	 11 RESTROOM 2		
 ITEM: STAINED POLISHED CONCRETE (LIGHT) WITH BRASS INLAY MANUF: CUSTOM FINISH: SHADE #1, SHADE #2	 ITEM: CARPET MANUF: MURPHY CARPETS FINISH: CUSTOM	 WALL MOUNTED DUPLEX OUTLET		 D1 EXTERIOR DOUBLE	72"x84"	GLASS	1	 2 RECEPTION	 12 PRIVATE HALL		
 ITEM: FLAGSTONE MANUF: LOCAL SOURCES FINISH: BLUE	 ITEM: CARPET MANUF: MURPHY CARPETS FINISH: PINK STRIPS	 WALL MOUNTED QUAD OUTLET		 D2 SINGLE	36"x84"	WOOD	1	 3 GIFT SHOP	 13 STORAGE		
 ITEM: POLISHED CONCRETE WITH BRASS INLAY MANUF: CUSTOM FINISH: SHADE #1	 ITEM: LARGE FORMAT PORCELAIN TILE MANUF: TLE BAR FINISH: 12"x24", DARK MATTE SEALANT	 WALL MOUNTED DEDICATED DUPLEX OUTLET		 D3 EXTERIOR BI-FOLD	364"x120"	STEEL, GLASS	1	 4 PUBLIC HALL	 14 HUDDLE ROOM 1		
 ITEM: RECLAMED BRICK MANUF: LOCAL SOURCES FINISH: NED FINISH	 ITEM: PORCELAIN TILE, 12"x24" MANUF: TLE BAR FINISH: STACKED, LIGHT GRAY, MATTE	 FLUSH FLOOR MOUNTED DUPLEX ELECTRICAL & TELE/DATA OUTLET		 D4 SINGLE	36"x84"	STEEL	2	 5 VENUE	 15 HUDDLE ROOM 2		
 ITEM: WHITE OAK ENGINEERED HARDWOOD MANUF: HART HARDWOODS FINISH: MATTE SEALANT	 ITEM: CEMENT TILE MANUF: CA TILE FINISH: WHITE, BLACK, MATTE SEALANT	 WALL MOUNTED PHONE & DATA OUTLET		 D5 DOUBLE W SIDELIGHT	96"x84"	WOOD, GLASS	1	 6 BAR	 16 EMPLOYEE LOUNGE AREA		
		 FLUSH FLOOR-MOUNTED QUADRUPEX ELECTRICAL OUTLET		 D6 SINGLE W SIDELIGHT	61"x84"	WOOD, GLASS	2	 7 LOUNGE	 17 CONFERENCE ROOM		
				 D7 DOUBLE	72"x120"	STEEL	1	 8 GALLERY 1			
				 D8 OVERHEAD GARAGE	120"x120"	STEEL	1	 9 GALLERY 2			
								 10 RESTROOM 1			

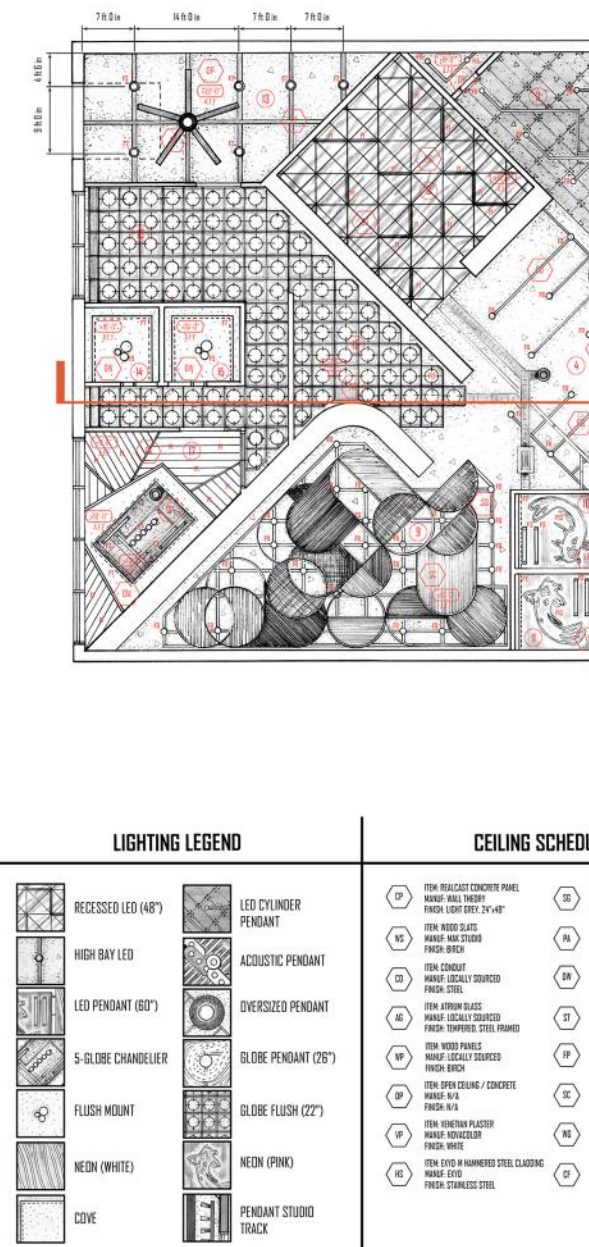
IA.08

COURSE: DESIGN COMMUNICATION II | ARCH-X 466E | SPRING 2024
INSTRUCTOR: PROFESSOR MANJUN HASHM
STUDENT: LINSEY FISHER

TITLE: PARTITION PLAN
PROJECT: QUAIL GALLERY

















EXPERIENCE
SOL MUSEUM

LINSEY FISHER





REFLECTED CEILING PLAN

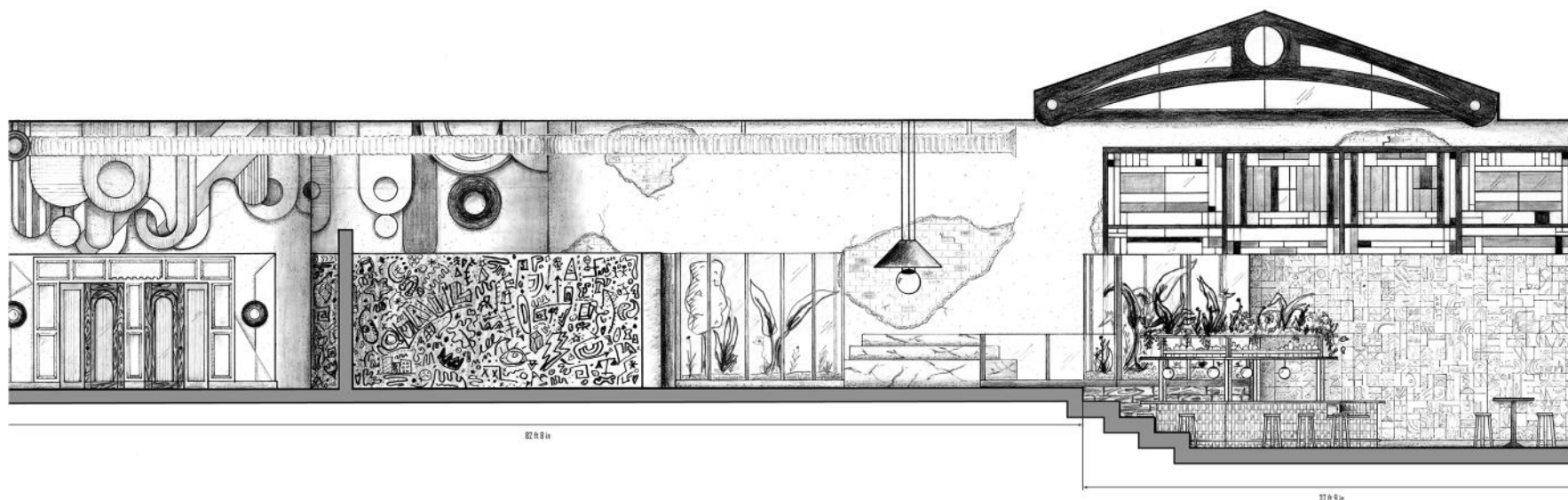
CEILING LEGEND	AREA LOCATION
 <p>ITEM: STEEL GRID MANUF: CUSTOM FINISH: BLACK, MATTE</p>	 <p>PANELED ALUMINUM BARS</p>
 <p>ITEM: PANELED ALUMINUM BARS MANUF: CUSTOM FINISH: BLACK</p>	 <p>HARD LID</p>
 <p>ITEM: WOOD SLATS MANUF: CUSTOM FINISH: OAK/PALM</p>	 <p>TRUSS</p>
 <p>ITEM: WOOD SLATS MANUF: CUSTOM FINISH: OAK/PALM</p>	 <p>GRID W FABRIC-PANEL INSTALLATION</p>
 <p>ITEM: CONDUIT MANUF: N/A FINISH: N/A</p>	 <p>GRID WITH SCREENS</p>
 <p>ITEM: ATRIUM GLASS W WOOD PANELS MANUF: CUSTOM FINISH: WHITE, GRANITE, YELLOW</p>	 <p>WOOD GRID</p>
 <p>ITEM: OPEN CEILING/CONCRETE MANUF: BARRICADE FINISH: WHITE, BLUE</p>	 <p>INDUSTRIAL FAN (14'-0")</p>
 <p>ITEM: VENETIAN PLASTER MANUF: BARRICADE FINISH: N/A</p>	
 <p>ITEM: GRID W METAL CLADDING MANUF: CUSTOM FINISH: N/A</p>	



TITLE: REFLECTED CEILING PLAN
PROJECT: QUAIL GALLERY











COURSE: DESIGN COMMUNICATION II | ARCH-X 466E | SPRING 2024
INSTRUCTOR: PROFESSOR MAMUN HASHEM
STUDENT: LINSEY FISHER

IA.09



LONGITUDINAL ELEVATION

FINISH LEGEND

	3D PLASTER		MARBLE
	ARTIST-COMMISSIONED MURAL (SPRAY PAINT)		BOARD-FORMED CONCRETE
	EXPOSED BRICK AND STUCCO		WOOD MOULDING (PAINTED)
	CLAY TILE		STAINED GLASS
	PORCELAIN TILE		ARTIST-COMMISSIONED FABRIC PANELS



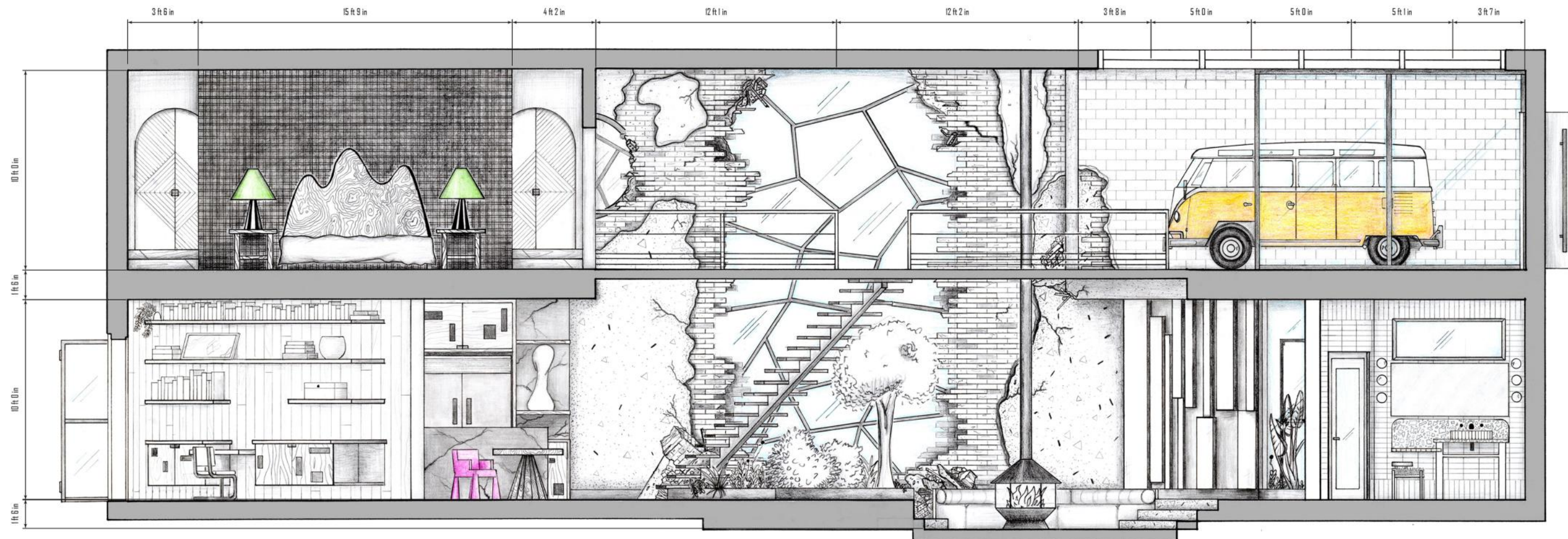
TITLE: LONGITUDINAL ELEVATION
PROJECT: QIAI GALLERY

COURSE: DESIGN COMMUNICATION II | ARCH-X 466E | SPRING 2024
INSTRUCTOR: PROFESSOR MAMUN HASHEM
STUDENT: INSEY FISHER


IA.10

SPLINTER HOUSE

SINGLE-FAMILY DWELLING RENOVATION / *NORTHEAST LOS ANGELES, CA*



LONGITUDINAL ELEVATION



BRIEF & S

Splinter House
the hills with st
were a fracture
within the trees
and all seemed

One afternoon
brakes screeched
fate twisted on
rushed down the
straight into the
No injuries exist
left in the living
had been done

The couple fou
But they had b
as they stepped
evaluate the di
overwhelmed b
that this new 'h
refuge. They sn
this was just o
was to hold.

The destroyed
of glazing and,
viewport into t
would heal the

ITE

There was a dilapidated home in the canyon with many stories to tell. The buyers were a young couple looking to heal their hearts and bring in light. The three met, and the house was right again.

Amid early renovations, the house was built through the canyon, and the trio. A runaway bus fell off the hill and plummeted from the barely-repaired dwelling. It landed beyond the gaping hole in the living room's wall, but damage was done nonetheless.

It was a moment of despair. The house had been through worse. And when they moved into their home to start a new chapter, they were struck by the beauty and warmth of the canyon. The 'hole' allowed into their hearts, and they smiled and proclaimed that this was the more story the house had to tell.

The wall became a glass castle. Months later, it became a part of the soul of the canyon that they live in daily.

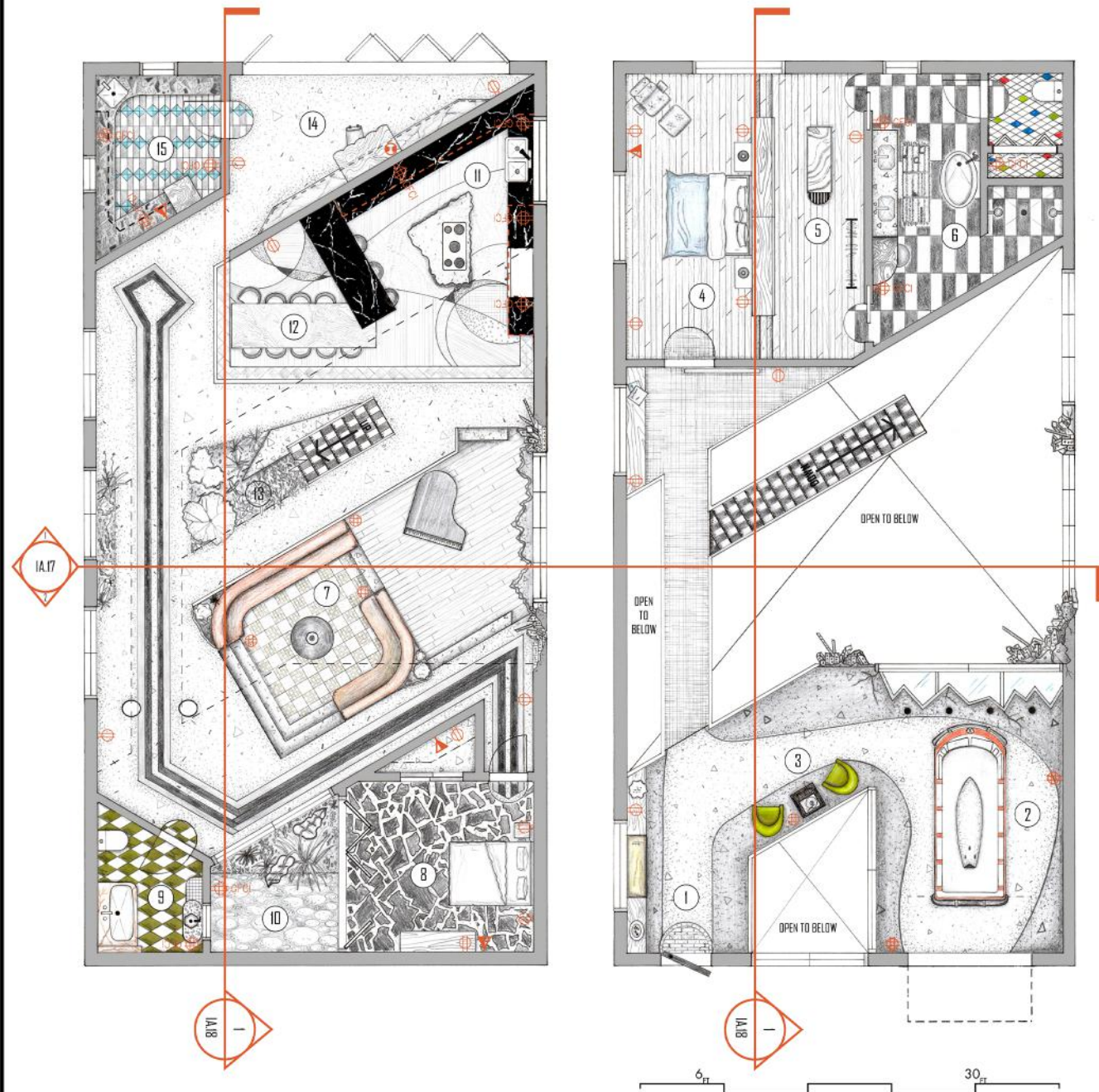


INSPIRATION












INSPIRATION BOARD

SPLINTER HOUSE PLANS







AREA LOCATION

- 1 ENTRY
- 2 GARAGE
- 3 LOUNGE
- 4 BEDROOM 1
- 5 CLOSET
- 6 RESTROOM 1
- 7 SUNKEN LIVING
- 8 BEDROOM 2
- 9 RESTROOM 2
- 10 GREEN SPACE / PATIO
- 11 KITCHEN
- 12 DINING
- 13 GREEN SPACE
- 14 OFFICE
- 15 LAUNDRY / PANTRY













WALL AND DOOR LEGEND

- | | |
|---|------------------|
|  | NEW WALL |
|  | EXISTING WALL |
|  | MATERIAL TRANSIT |
|  | PIVOT DOOR |
|  | SINGLE DOOR |
|  | POCKET DOOR |
|  | BI-FOLD DOOR |
|  | GARAGE DOOR |
|  | BARN DOOR |

POWER DATA LEGEND

- | | | |
|---|------|---|
|  | GFCI | WALL MOUNTED GFCI
DUAD OUTLET |
|  | | WALL MOUNTED DUPLEX OUTLET |
|  | | WALL MOUNTED QUAD OUTLET |
|  | | FLUSH FLOOR MOUNTED DUPLEX
ELECTRICAL & TELE/DATA OUTLET |
|  | | WALL MOUNTED PHONE &
DATA OUTLET |
|  | | FLUSH FLOOR-MOUNTED
QUAD/DUPLEX ELECTRICAL OUTLET |

FINISH LEGEND

- | | | | |
|---|-----------------------------|---|-------------------------------|
|  | MOSAIC TILE |  | STEEL WIRE MESH |
|  | BLUE FLAGSTONE |  | POLISHED CONCRETE |
|  | CARPET TILES |  | CONCRETE TILE |
|  | PORCELAIN TILE |  | WHITE OAK ENGINEERED HARDWOOD |
|  | COBBLESTONE |  | PORCELAIN TILE |
|  | LARGE-FORMAT PORCELAIN TILE |  | PORCELAIN TILE |

FINISH SCHEDULE

- CP** ITEM: POLISHED CONCRETE
MANUF: CUSTOM
FINISH: SHADE #1
- CMG** ITEM: EXPANDED METAL SPRING
MANUF: WARPED SPECIALTY STEEL
FINISH: STEEL
- WDH** ITEM: WHITE OAK-ENGINEERED HARDWOOD
MANUF: HURT HARDWOODS
FINISH: WHITE SEALANT
- PT** ITEM: LARGE FORMAT PORCELAIN TILE
MANUF: TILE BLO
FINISH: 12"x36"; BLUE, WHITE SEALANT
- PS** ITEM: PEBBLE STONE
MANUF: 12 MONTHS COLLECTION
FINISH: SANDY COLOR, POLISHED PEBBLE

DOOR SCHEDULE

TYPE	OPENING	MATERIAL	QTY
D1 EXTERIOR PIVOT	48"X84"	TEAK	1
D2 OVERHEAD GARAGE	120"X120"	STEEL GLASS	1
D3 BARN DOOR	48"X96"	WOOD	1
D4 SINGLE	36"X84"	BIRCH	1
D5 POCKET	36"X84"	BIRCH	2
D6 SLIDING	61"X84"	BIRCH	1
D7 CLOSET BIFOLD	60"X72"	PLYWOOD	1
D8 EXTERIOR BIFOLD	258"X120"	STEEL GLASS	1
D9 BIFOLD	153"X120"	STEEL GLASS	1

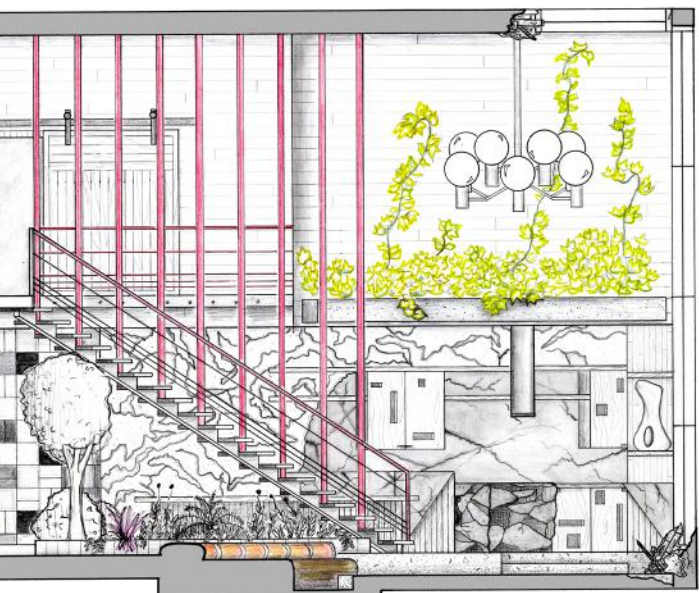


CROSS ELEVATION 2

TITLE: PARTITION PLAN
PROJECT: SPLINTER HOUSE

COURSE: DESIGN COMMUNICATION II | ARCH-X 466E | SPRING 2024
INSTRUCTOR: PROFESSOR MAMUN HASHEM
STUDENT: LINSEY FISHER

IA.16



CROSS ELEVATION ①

30 FT

FINISH LEGEND

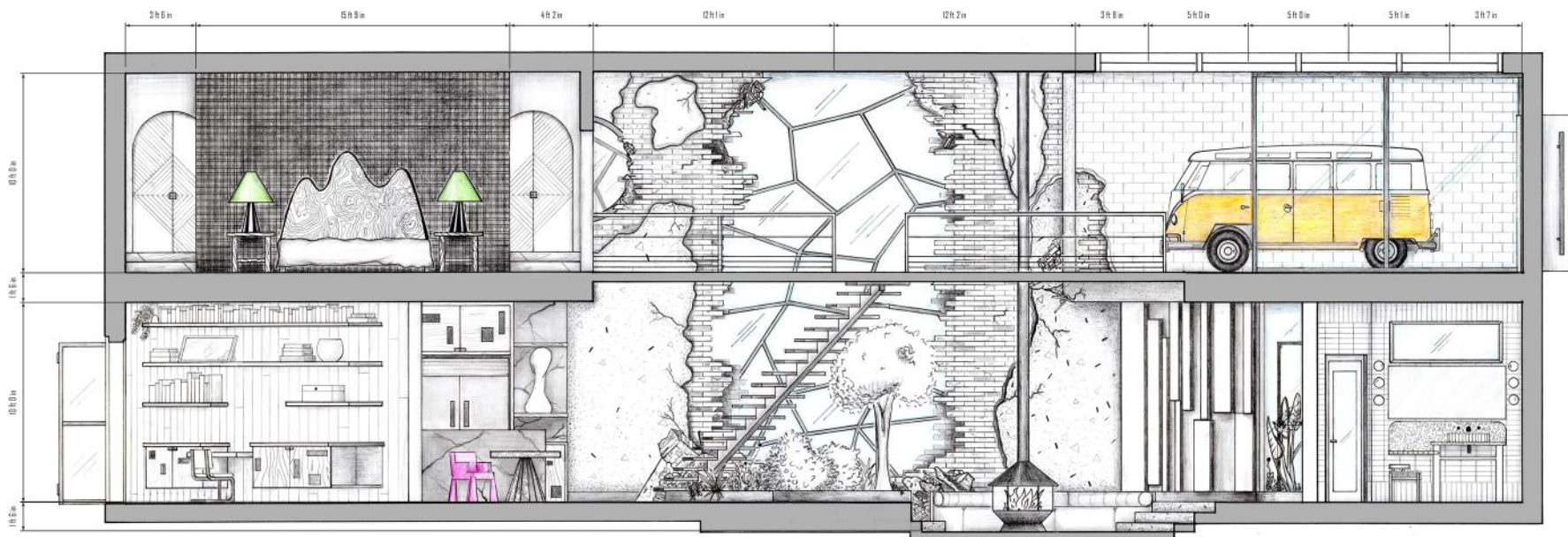
	DARK MARBLE		FABRICATED STONE (CONCRETE)
	WOOD PLANKING		REINFORCED CONCRETE
	VENETIAN PLASTER		ARTIST-COMMISSIONED 3D PLASTER DESIGN
	PORCELAIN TILE		BRICK VENEER (WHITE FINISH)

LINSEY FISHER

TITLE: CROSS ELEVATIONS
PROJECT: SPLINTER HOUSE

COURSE: DESIGN COMMUNICATION II | ARCH-X 466E | SPRING 2024
INSTRUCTOR: PROFESSOR MAMUN HASHEM
STUDENT: LINSEY FISHER

IA.17



LONGITUDINAL ELEVATION ①

6 FT

30 FT

FINISH LEGEND

	DARK MARBLE		EXPOSED BRICK AND CONCRETE
	WOOD PLANKING		POLISHED CONCRETE
	WALLPAPER		ARTIST-COMMISSIONED 3D PLASTER DESIGN
	PORCELAIN TILE		BRICK VENEER (WHITE FINISH)

LINSEY FISHER

TITLE: LONGITUDINAL ELEVATION
PROJECT: SPLINTER HOUSE

COURSE: DESIGN COMMUNICATION II | ARCH-X 466E | SPRING 2024
INSTRUCTOR: PROFESSOR MAMUN HASHEM
STUDENT: LINSEY FISHER

IA.18

FOUNDATIONAL WORK

SELECTED PIECES // UCLA EXTENSION / *WESTWOOD, CA*


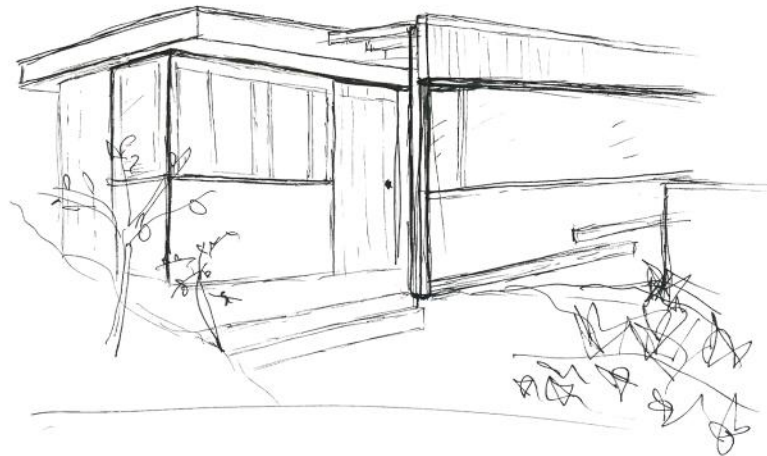





A collection of foundational works from my studies at UCLA Extension, including pieces that feature pen sketching, construction documentation, and the utilization of the elements of design.

APPLIED SKILLS: Revit, Adobe Illustrator, Adobe Photoshop, Hand Sketching







ARCHITECTURAL STUDIES IN PEN




PATTERN GENERATION



Assemblage



Form Sketches



Final Seamless Pattern

CONSTRUCTION DOCUMENTS & MIDCENTURY MODERN RENOVATION REBUILD

[illegible]

1 Site Plan - Proposed
1/8" = 1'-0"

2 South - Proposed Site Plan Sheet
1/8" = 1'-0"

Mid-Century Modern House - Remodel and Addition

STUDENT NAME: LINSEY
PROJECT: REMODEL AND ADDITION
COURSE: ARCH 488 15A
WINTER 2024
INSTRUCTOR: LAURIE FRIEDMAN AIA LEED AP

RENTON 2024
Date: 5/10/2024
Drawn by: Kaitlyn
Checked by: [blank]
Scale: 1/8" = 1'-0"

A2.2.3

Proposed - Site Plan

[illegible][illegible]

The top drawing is a facade elevation of a building. It features a central entrance with a small porch, flanked by large windows. To the right, there is a section with a grid of windows. A chimney is visible on the left side. The drawing includes labels for 'Fassade' (facade) and 'Dach' (roof). Below the drawing, there is a scale bar indicating '0 10 20 30 40 50 60 70 80 90 100 110 120 130 140 150 160 170 180 190 200 210 220 230 240 250 260 270 280 290 300 310 320 330 340 350 360 370 380 390 400 410 420 430 440 450 460 470 480 490 500 510 520 530 540 550 560 570 580 590 600 610 620 630 640 650 660 670 680 690 700 710 720 730 740 750 760 770 780 790 800 810 820 830 840 850 860 870 880 890 900 910 920 930 940 950 960 970 980 990 1000 1010 1020 1030 1040 1050 1060 1070 1080 1090 1100 1110 1120 1130 1140 1150 1160 1170 1180 1190 1200 1210 1220 1230 1240 1250 1260 1270 1280 1290 1300 1310 1320 1330 1340 1350 1360 1370 1380 1390 1400 1410 1420 1430 1440 1450 1460 1470 1480 1490 1500 1510 1520 1530 1540 1550 1560 1570 1580 1590 1600 1610 1620 1630 1640 1650 1660 1670 1680 1690 1700 1710 1720 1730 1740 1750 1760 1770 1780 1790 1800 1810 1820 1830 1840 1850 1860 1870 1880 1890 1900 1910 1920 1930 1940 1950 1960 1970 1980 1990 2000 2010 2020 2030 2040 2050 2060 2070 2080 2090 2100 2110 2120 2130 2140 2150 2160 2170 2180 2190 2200 2210 2220 2230 2240 2250 2260 2270 2280 2290 2300 2310 2320 2330 2340 2350 2360 2370 2380 2390 2400 2410 2420 2430 2440 2450 2460 2470 2480 2490 2500 2510 2520 2530 2540 2550 2560 2570 2580 2590 2600 2610 2620 2630 2640 2650 2660 2670 2680 2690 2700 2710 2720 2730 2740 2750 2760 2770 2780 2790 2800 2810 2820 2830 2840 2850 2860 2870 2880 2890 2900 2910 2920 2930 2940 2950 2960 2970 2980 2990 3000 3010 3020 3030 3040 3050 3060 3070 3080 3090 3100 3110 3120 3130 3140 3150 3160 3170 3180 3190 3200 3210 3220 3230 3240 3250 3260 3270 3280 3290 3300 3310 3320 3330 3340 3350 3360 3370 3380 3390 3400 3410 3420 3430 3440 3450 3460 3470 3480 3490 3500 3510 3520 3530 3540 3550 3560 3570 3580 3590 3600 3610 3620 3630 3640 3650 3660 3670 3680 3690 3700 3710 3720 3730 3740 3750 3760 3770 3780 3790 3800 3810 3820 3830 3840 3850 3860 3870 3880 3890 3900 3910 3920 3930 3940 3950 3960 3970 3980 3990 4000 4010 4020 4030 4040 4050 4060 4070 4080 4090 4100 4110 4120 4130 4140 4150 4160 4170 4180 4190 4200 4210 4220 4230 4240 4250 4260 4270 4280 4290 4300 4310 4320 4330 4340 4350 4360 4370 4380 4390 4400 4410 4420 4430 4440 4450 4460 4470 4480 4490 4500 4510 4520 4530 4540 4550 4560 4570 4580 4590 4600 4610 4620 4630 4640 4650 4660 4670 4680 4690 4700 4710 4720 4730 4740 4750 4760 4770 4780 4790 4800 4810 4820 4830 4840 4850 4860 4870 4880 4890 4900 4910 4920 4930 4940 4950 4960 4970 4980 4990 5000 5010 5020 5030 5040 5050 5060 5070 5080 5090 5100 5110 5120 5130 5140 5150 5160 5170 5180 5190 5200 5210 5220 5230 5240 5250 5260 5270 5280 5290 5300 5310 5320 5330 5340 5350 5360 5370 5380 5390 5400 5410 5420 5430 5440 5450 5460 5470 5480 5490 5500 5510 5520 5530 5540 5550 5560 5570 5580 5590 5600 5610 5620 5630 5640 5650 5660 5670 5680 5690 5700 5710 5720 5730 5740 5750 5760 5770 5780 5790 5800 5810 5820 5830 5840 5850 5860 5870 5880 5890 5900 5910 5920 5930 5940 5950 5960 5970 5980 5990 6000 6010 6020 6030 6040 6050 6060 6070 6080 6090 6100 6110 6120 6130 6140 6150 6160 6170 6180 6190 6200 6210 6220 6230 6240 6250 6260 6270 6280 6290 6300 6310 6320 6330 6340 6350 6360 6370 6380 6390 6400 6410 6420 6430 6440 6450 6460 6470 6480 6490 6500 6510 6520 6530 6540 6550 6560 6570 6580 6590 6600 6610 6620 6630 6640 6650 6660 6670 6680 6690 6700 6710 6720 6730 6740 6750 6760 6770 6780 6790 6800 6810 6820 6830 6840 6850 6860 6870 6880 6890 6900 6910 6920 6930 6940 6950 6960 6970 6980 6990 7000 7010 7020 7030 7040 7050 7060 7070 7080 7090 7100 7110 7120 7130 7140 7150 7160 7170 7180 7190 7200 7210 7220 7230 7240 7250 7260 7270 7280 7290 7300 7310 7320 7330 7340 7350 7360 7370 7380 7390 7400 7410 7420 7430 7440 7450 7460 7470 7480 7490 7500 7510 7520 7530 7540 7550 7560 7570 7580 7590 7600 7610 7620 7630 7640 7650 7660 7670 7680 7690 7700 7710 7720 7730 7740 7750 7760 7770 7780 7790 7800 7810 7820 7830 7840 7850 7860 7870 7880 7890 7900 7910 7920 7930 7940 7950 7960 7970 7980 7990 8000 8010 8020 8030 8040 8050 8060 8070 8080 8090 8100 8110 8120 8130 8140 8150 8160 8170 8180 8190 8200 82

Figure 1. Legend

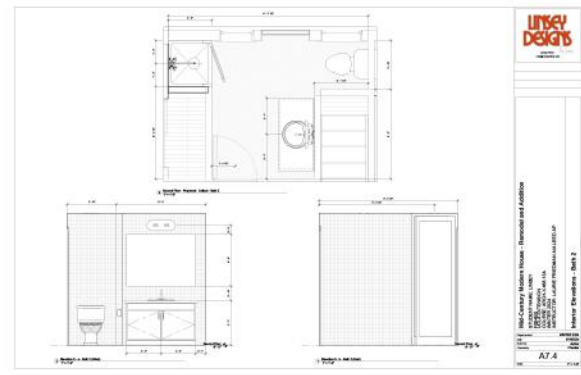
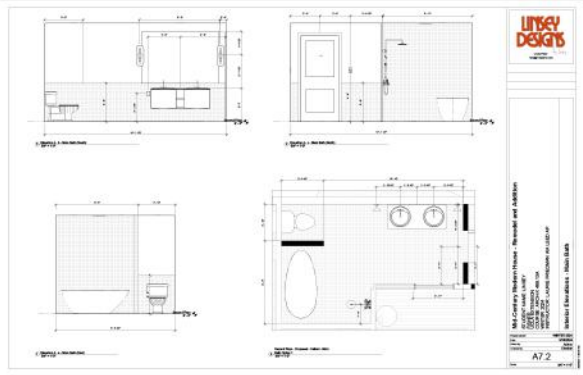
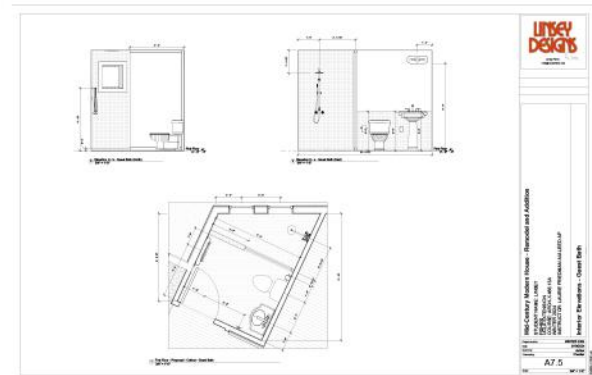
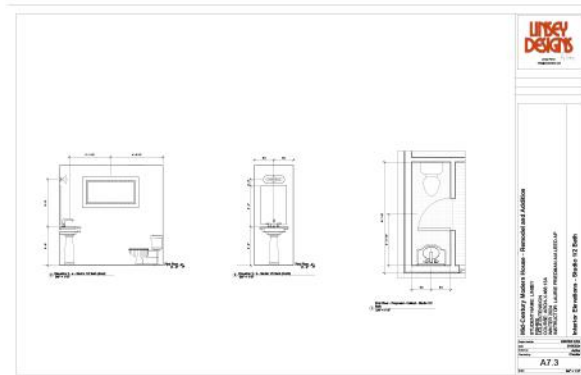
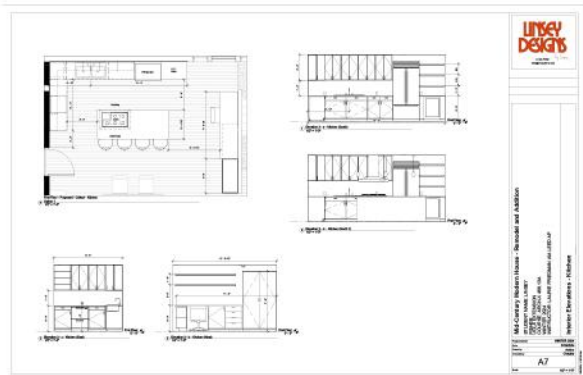
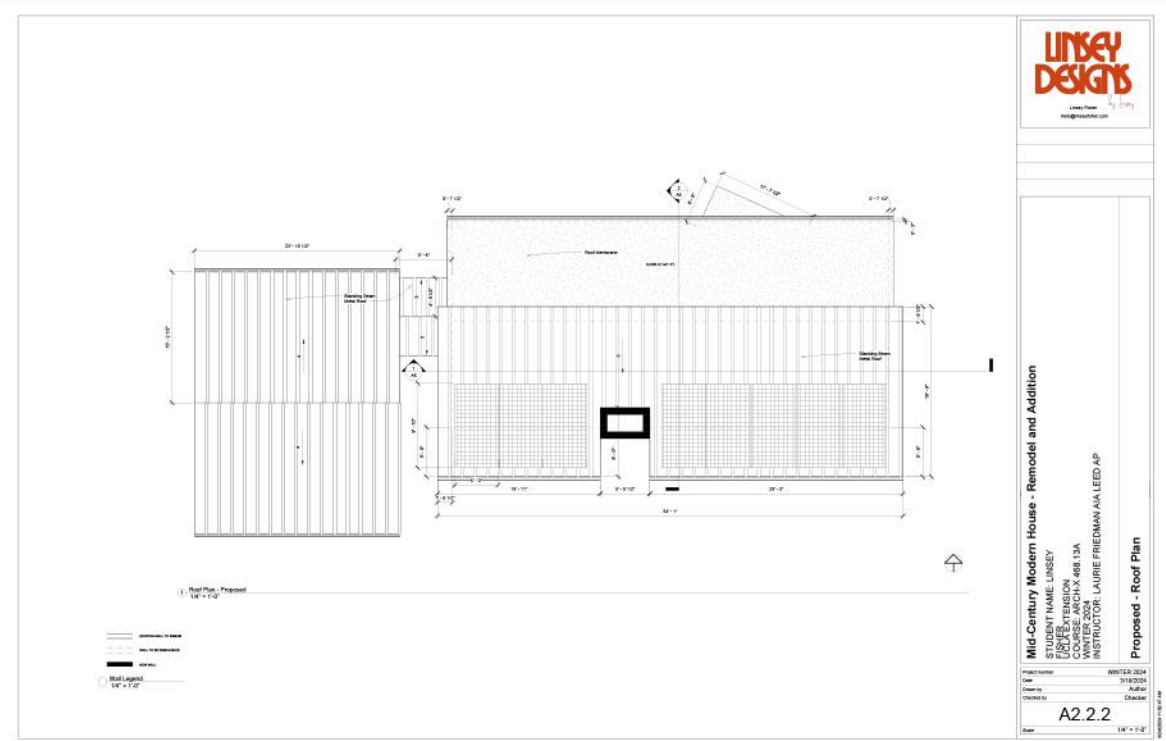
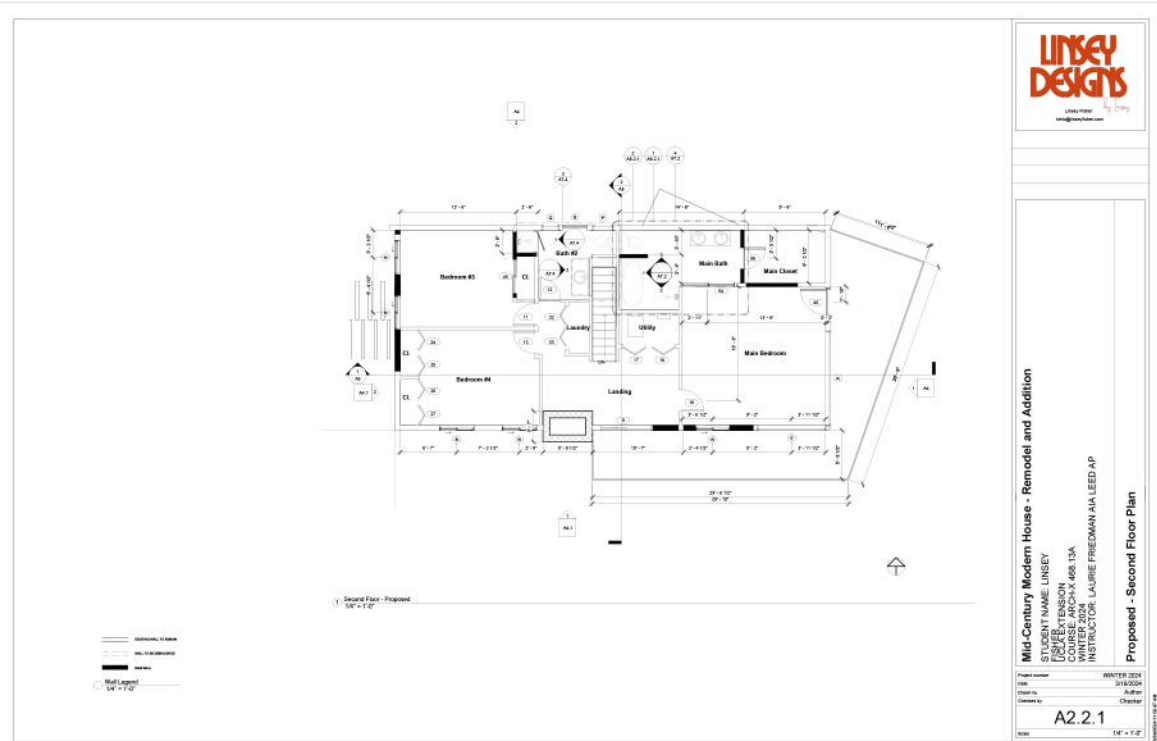
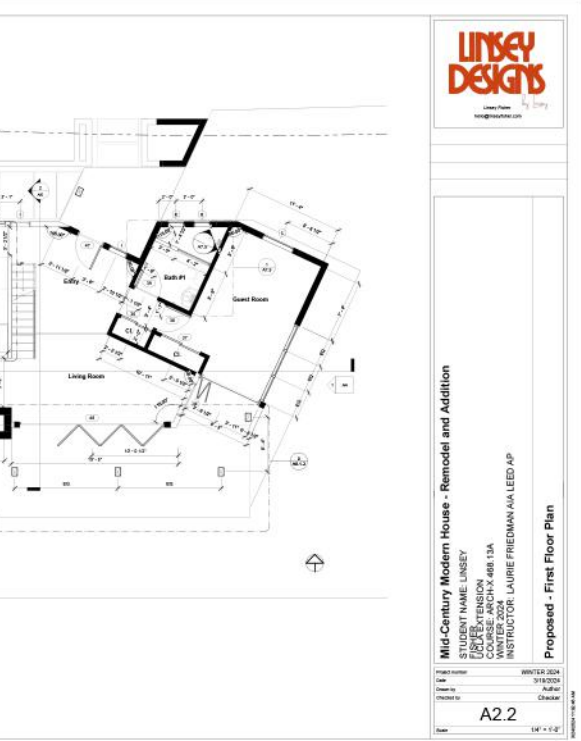
- Room 12
- Room 13
- Room 14
- Room 15
- Room 16
- Room 17
- Room 18
- Room 19
- Room 20
- Room 21
- Room 22
- Room 23
- Room 24
- Room 25
- Room 26
- Room 27
- Room 28
- Room 29
- Room 30
- Room 31
- Room 32
- Room 33
- Room 34
- Room 35
- Room 36
- Room 37
- Room 38
- Room 39
- Room 40
- Room 41
- Room 42
- Room 43
- Room 44
- Room 45
- Room 46
- Room 47
- Room 48
- Room 49
- Room 50
- Room 51
- Room 52
- Room 53
- Room 54
- Room 55
- Room 56
- Room 57
- Room 58
- Room 59
- Room 60
- Room 61
- Room 62
- Room 63
- Room 64
- Room 65
- Room 66
- Room 67
- Room 68
- Room 69
- Room 70
- Room 71
- Room 72
- Room 73
- Room 74
- Room 75
- Room 76
- Room 77
- Room 78
- Room 79
- Room 80
- Room 81
- Room 82
- Room 83
- Room 84
- Room 85
- Room 86
- Room 87
- Room 88
- Room 89
- Room 90
- Room 91
- Room 92
- Room 93
- Room 94
- Room 95
- Room 96
- Room 97
- Room 98
- Room 99
- Room 100
- Room 101
- Room 102
- Room 103
- Room 104
- Room 105
- Room 106
- Room 107
- Room 108
- Room 109
- Room 110
- Room 111
- Room 112
- Room 113
- Room 114
- Room 115
- Room 116
- Room 117
- Room 118
- Room 119
- Room 120
- Room 121
- Room 122
- Room 123
- Room 124
- Room 125
- Room 126
- Room 127
- Room 128
- Room 129
- Room 130
- Room 131
- Room 132
- Room 133
- Room 134
- Room 135
- Room 136
- Room 137
- Room 138
- Room 139
- Room 140
- Room 141
- Room 142
- Room 143
- Room 144
- Room 145
- Room 146
- Room 147
- Room 148
- Room 149
- Room 150
- Room 151
- Room 152
- Room 153
- Room 154
- Room 155
- Room 156
- Room 157
- Room 158
- Room 159
- Room 160
- Room 161
- Room 162
- Room 163
- Room 164
- Room 165
- Room 166
- Room 167
- Room 168
- Room 169
- Room 170
- Room 171
- Room 172
- Room 173
- Room 174
- Room 175
- Room 176
- Room 177
- Room 178
- Room 179
- Room 180
- Room 181
- Room 182
- Room 183
- Room 184
- Room 185
- Room 186
- Room 187
- Room 188
- Room 189
- Room 190
- Room 191
- Room 192
- Room 193
- Room 194
- Room 195
- Room 196
- Room 197
- Room 198
- Room 199
- Room 200
- Room 201
- Room 202
- Room 203
- Room 204
- Room 205
- Room 206
- Room 207
- Room 208
- Room 209
- Room 210
- Room 211
- Room 212
- Room 213
- Room 214
- Room 215
- Room 216
- Room 217
- Room 218
- Room 219
- Room 220
- Room 221
- Room 222
- Room 223
- Room 224
- Room 225
- Room 226
- Room 227
- Room 228
- Room 229
- Room 230
- Room 231
- Room 232
- Room 233
- Room 234
- Room 235
- Room 236
- Room 237
- Room 238
- Room 239
- Room 240
- Room 241
- Room 242
- Room 243
- Room 244
- Room 245
- Room 246
- Room 247
- Room 248
- Room 249
- Room 250
- Room 251
- Room 252
- Room 253
- Room 254
- Room 255
- Room 256
- Room 257
- Room 258
- Room 259
- Room 260
- Room 261
- Room 262
- Room 263
- Room 264
- Room 265
- Room 266
- Room 267
- Room 268
- Room 269
- Room 270
- Room 271
- Room 272
- Room 273
- Room 274
- Room 275
- Room 276
- Room 277
- Room 278
- Room 279
- Room 280
- Room 281
- Room 282
- Room 283
- Room 284
- Room 285
- Room 286
- Room 287
- Room 288
- Room 289
- Room 290
- Room 291
- Room 292
- Room 293
- Room 294
- Room 295
- Room 296
- Room 297
- Room 298
- Room 299
- Room 300
- Room 301
- Room 302
- Room 303
- Room 304
- Room 305
- Room 306
- Room 307
- Room 308
- Room 309
- Room 310
- Room 311
- Room 312
- Room 313
- Room 314
- Room 315
- Room 316
- Room 317
- Room 318
- Room 319
- Room 320
- Room 321
- Room 322
- Room 323
- Room 324
- Room 325
- Room 326
- Room 327
- Room 328
- Room 329
- Room 330
- Room 331
- Room 332
- Room 333
- Room 334
- Room 335
- Room 336
- Room 337
- Room 338
- Room 339
- Room 340
- Room 341
- Room 342
- Room 343
- Room 344
- Room 345
- Room 346
- Room 347
- Room 348
- Room 349
- Room 350
- Room 351
- Room 352
- Room 353
- Room 354
- Room 355
- Room 356
- Room 357
- Room 358
- Room 359
- Room 360
- Room 361
- Room 362
- Room 363
- Room 364
- Room 365
- Room 366
- Room 367
- Room 368
- Room 369
- Room 370
- Room 371
- Room 372
- Room 373
- Room 374
- Room 375
- Room 376
- Room 377
- Room 378
- Room 379
- Room 380
- Room 381
- Room 382
- Room 383
- Room 384
- Room 385
- Room 386
- Room 387
- Room

The drawing is a detailed architectural floor plan of a building. It shows a central corridor system connecting various rooms, including offices, a reception area, and a large open-plan space. The drawing is oriented with North at the top, indicated by a north arrow. The title block in the bottom right corner contains the following information:

Project Name	Architectural Drawing
Client Name	Architectural Drawing
Project Address	Architectural Drawing
Project Date	Architectural Drawing
Project Status	Architectural Drawing

(a) Section through the main entrance

(b) Section through the side entrance





THANK YOU

