



# APRIL LABOR MARKET REVIEW

## Table of Contents:


Page 2 - Board of Directors

Page 4 - Highlights of the Labor Force

Page 5 - Unemployment Claimants

Page 7 - Employment by Sectors

Page 18 – W.E. at Work



**BOARD OF DIRECTORS**  
**WORKFORCE SOLUTIONS BORDERPLEX**

**BOARD CHAIR**

**Bobby Blanco, *Private Sector***

**VICE CHAIR**

**Ruben Torres, *Private Sector***

**Dr. Armando Aguirre, *Public Education***

**Robert Alcala, *Vocational Rehabilitation***

**Satish Bhaskar, *Public Assistance***

**Dr. Carlos Amaya, *GED***

**Ruben Chavez, *Private Sector***

**Chrystal Davis, *Community-Based Organization***

**Dan Dunlap, *Private Sector***

**Ernestina Fauntleroy, *Private Sector***

**Eduardo Garcia, *Economic Development***

**Art Garza, *Private Sector***

**Bob Gear, *Public Employment***

**Christina Gonzalez, *Private Sector***

**Leonard Goodman III, *Private Sector***

**Randall Kinzie, *Private Sector***

**Ruby Maldonado, *Private Sector***

**Mary Jo Ochoa-Hernandez, *Literacy Council***

**Melissa Zamora, *Private Sector***

**Emma Schwartz, *Private Sector***

**Mica Short, *Community-Based Organization* **Luis****

**Hernandez, *Higher Education***

**Adam Valdez, *Organized Labor***



## BOARD OF DIRECTORS WORKFORCE SOLUTIONS BORDERPLEX



*To our members,*

We are pleased to present the Labor Market Review that examines how the workforce area performed during April 2024. We are incorporating unemployment insurance claimant data to provide perspective on the ongoing pandemic effect.

The information presented in this newsletter was gathered from federal and state sources and pertains to the El Paso MSA, the Workforce Solutions Borderplex region, and the City of El Paso.

We look forward to performing to your highest standards in communicating pertinent information regarding the workforce as it relates to our objectives at WSB.

If there is additional information that you would like to see presented here, please send your comments and suggestions to:

[bianca.cervantes@borderplexjobs.com](mailto:bianca.cervantes@borderplexjobs.com)



**WORKFORCE**  
SOLUTIONS BORDERPLEX



# HIGHLIGHTS OF THE LABOR FORCE APRIL 2024

## WORKFORCE SOLUTIONS BORDERPLEX



### THE BORDERPLEX REGION

- THE LABOR FORCE DECREASED BY **653** FROM THE PREVIOUS MONTH
- THE NUMBER OF EMPLOYED INDIVIDUALS INCREASED BY **1,638** FROM THE PREVIOUS MONTH
- THE NUMBER OF UNEMPLOYED INDIVIDUALS DECREASED BY **2,291** FROM THE PREVIOUS MONTH

### EL PASO, TX MSA

- EL PASO, TX MSA UNEMPLOYMENT WAS AT **3.9%** WITH A TOTAL OF **14,944** UNEMPLOYED INDIVIDUALS
- EL PASO, TX MSA ADDED **7,500** NONFARM JOBS SINCE APRIL 2023
- EL PASO, TX MSA ADDED **900** NONFARM JOBS FROM THE PREVIOUS MONTH

### RURAL COUNTIES (BREWSTER, CULBERSON, JEFF DAVIS, HUDSPETH, AND PRESIDIO COUNTIES)

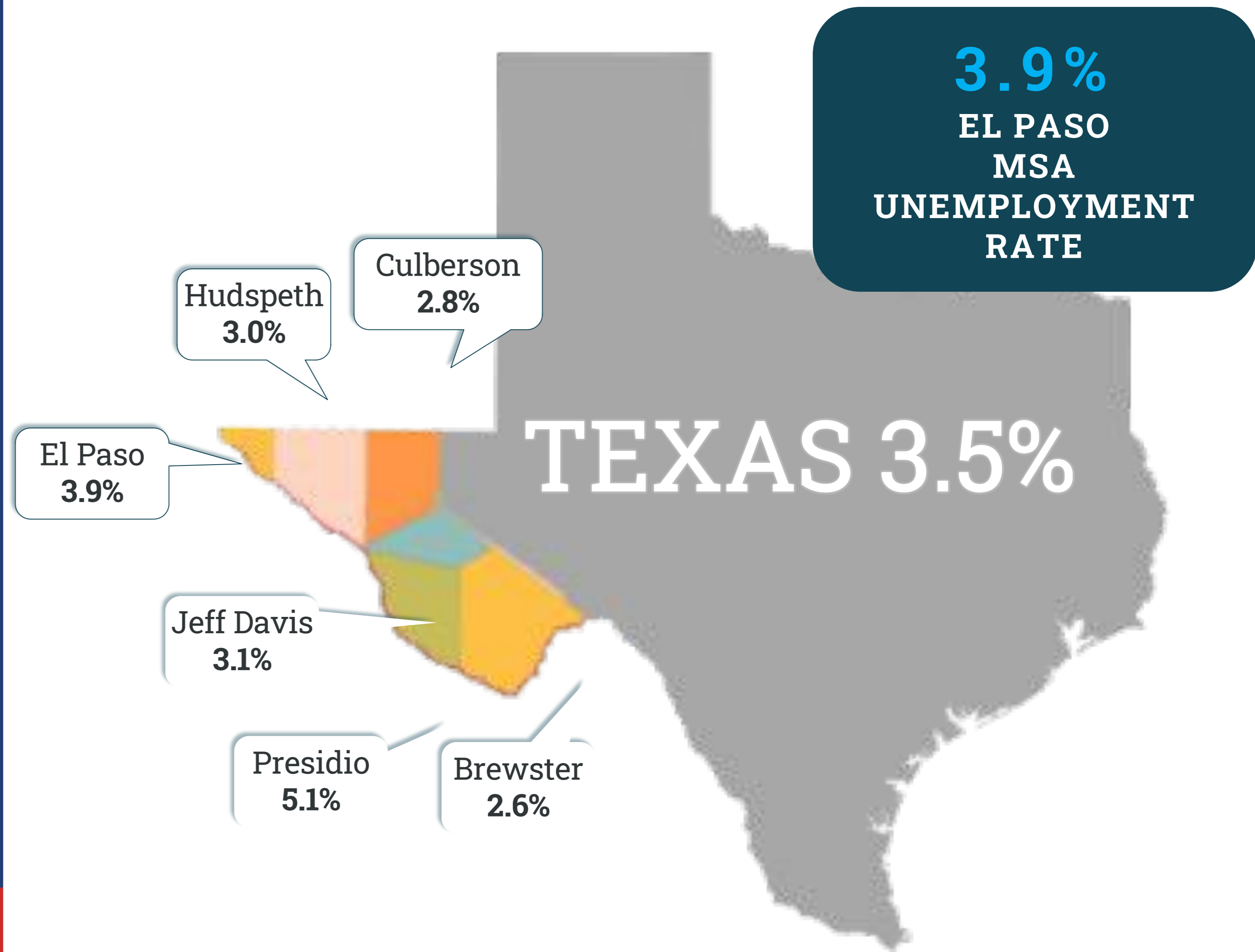
- THE LABOR FORCE INCREASED BY **203** FROM THE PREVIOUS MONTH
- THE NUMBER OF EMPLOYED INDIVIDUALS INCREASED BY **256** FROM THE PREVIOUS MONTH
- THE NUMBER OF UNEMPLOYED INDIVIDUALS DECREASED BY **53** FROM THE PREVIOUS MONTH

# NOTEWORTHY IN APRIL 2024 *Non-Seasonally Adjusted*

## WORKFORCE SOLUTIONS BORDERPLEX

		April 2024				March 2024				April 2023			
		Labor Force	Employment	Unemployment	Rate	Labor Force	Employment	Unemployment	Rate	Labor Force	Employment	Unemployment	Rate
Texas	State	15,305,019	14,762,482	542,537	3.5	15,276,654	14,654,123	622,531	4.1	15,001,944	14,473,233	528,711	3.5
El Paso	MSA	385,578	370,634	14,944	3.9	386,414	369,217	17,197	4.5	377,797	363,046	14,751	3.9
Borderplex	WDA	395,679	380,387	15,292	3.9	396,332	378,749	17,583	4.4	387,530	372,423	15,107	3.9
Brewster	County	4,712	4,589	123	2.6	4,570	4,432	138	3.0	4,453	4,329	124	2.8
Culberson	County	1,309	1,272	37	2.8	1,292	1,251	41	3.2	1,227	1,194	33	2.7
El Paso	County	383,622	368,737	14,885	3.9	384,478	367,355	17,123	4.5	375,878	361,191	14,687	3.9
Hudspeth	County	1,956	1,897	59	3.0	1,936	1,862	74	3.8	1,919	1,855	64	3.3
Jeff Davis	County	1,028	996	32	3.1	1,000	966	34	3.4	1,020	991	29	2.8
Presidio	County	3,052	2,896	156	5.1	3,056	2,883	173	5.7	3,033	2,863	170	5.6
El Paso	City	319,506	307,679	11,827	3.7	320,089	306,526	13,563	4.2	313,111	301,383	11,728	3.7
Socorro	City	15,988	15,313	675	4.2	16,045	15,255	790	4.9	15,637	15,000	637	4.1

# NOTEWORTHY IN APRIL 2024



# AVERAGE WEEKLY WAGES (3rd Quarter 2023)

## Average Weekly Wage (4th Quarter 2023)

	Q4 2023	Q3 2023	Q4 2022	Quarterly Change	Yearly Change
Borderplex	\$967	\$930	\$937	\$37	\$30
Texas	\$1,427	\$1,336	\$1,372	\$91	\$55

The three Super Sectors with the greatest employment for the El Paso MSA in April 2024 were:

1. Trade, Transportation, and Utilities
2. Government
3. Private Education and Health Services

These three Super Sectors represented **58%** of the total nonfarm employment.

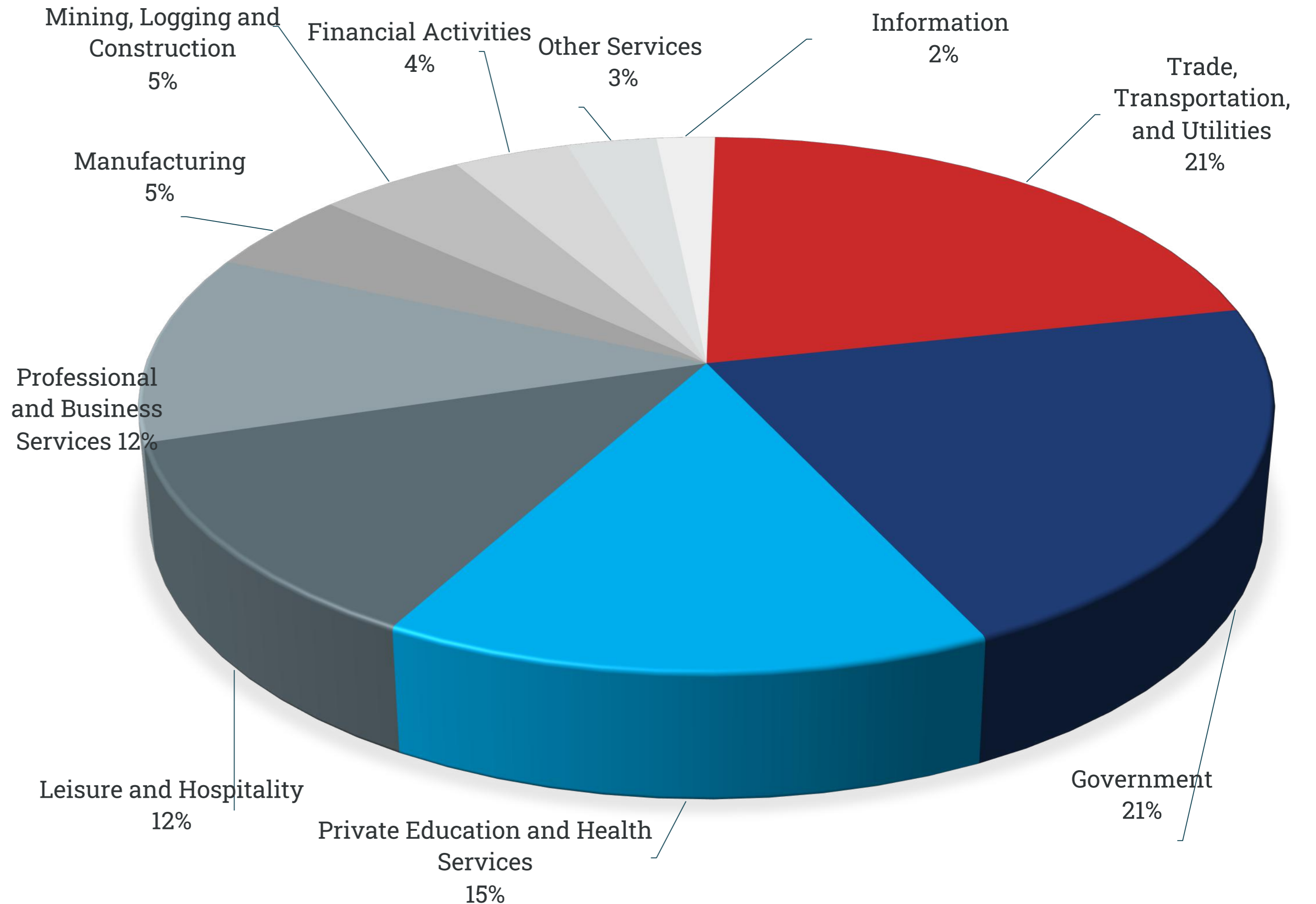
The three Super Sectors with the least employment for the El Paso MSA in April 2024 were:

1. Financial Activities
2. Other Services
3. Information

These three Super Sectors represented **9%** of the total nonfarm employment.

## WHERE DO WE WORK?

### WORKFORCE SOLUTIONS BORDERPLEX



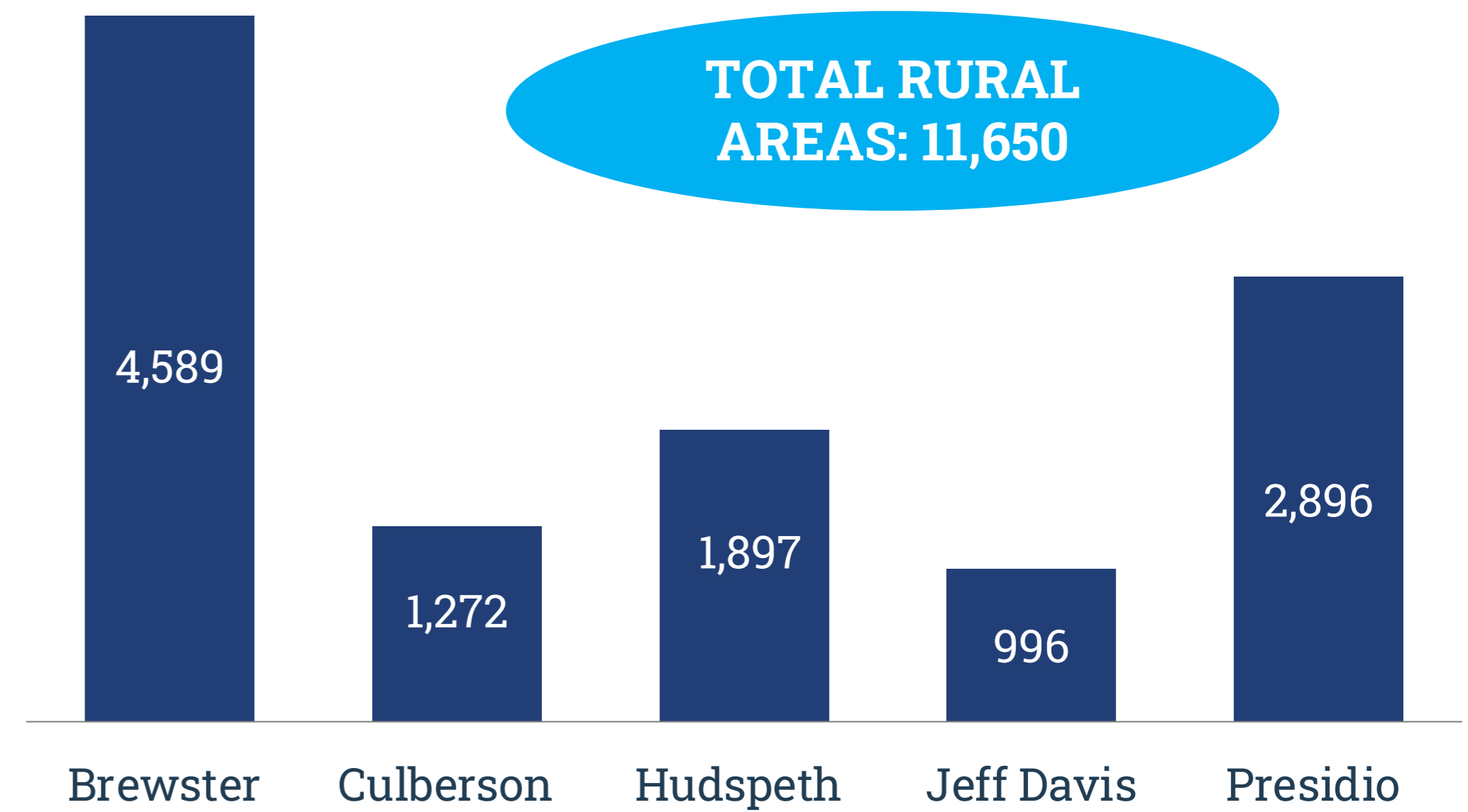
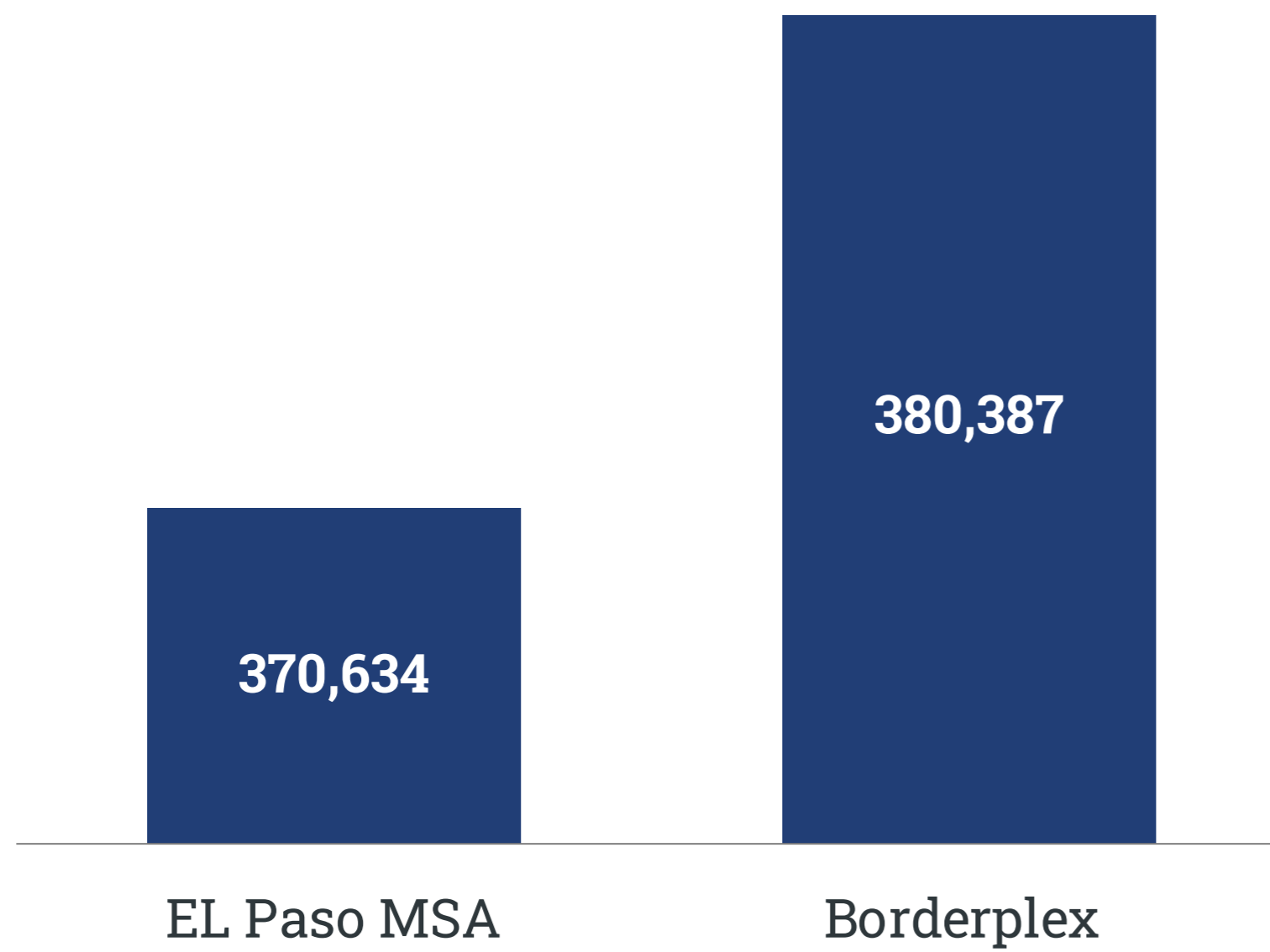




# WHERE DO WE WORK?

WORKFORCE SOLUTIONS BORDERPLEX

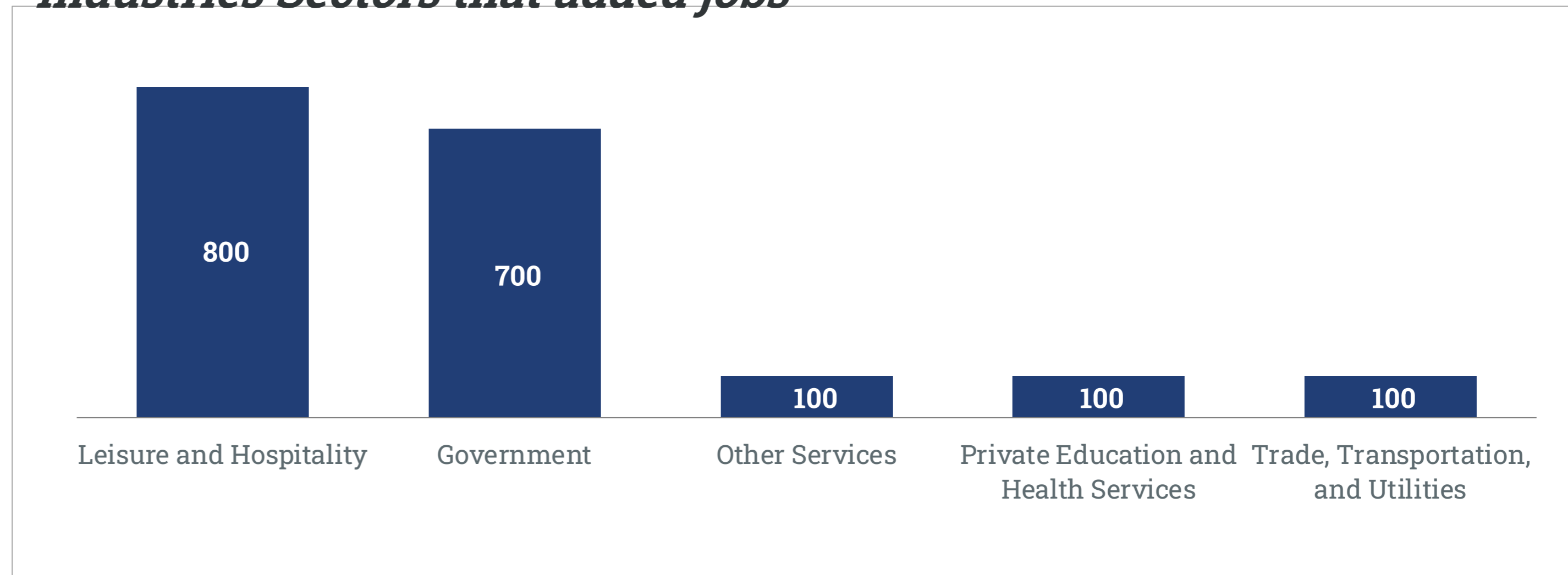
## EMPLOYMENT in April 2024



# WHERE DO WE WORK? (Cont.)

WORKFORCE SOLUTIONS BORDERPLEX

## Industries Sectors that added jobs



## Top 5 Job Postings in the El Paso, TX MSA – April 2024

Occupation	Vacancies	Median Hourly Earnings BLS 2023
First-Line Supervisors of Retail Sales Workers	865	\$ 17.27
Retail Salespersons	812	\$ 13.15
Medical and Health Services Managers	569	\$ 47.55
Registered Nurses	556	\$ 37.47
Fast Food and Counter Workers	425	\$ 10.89

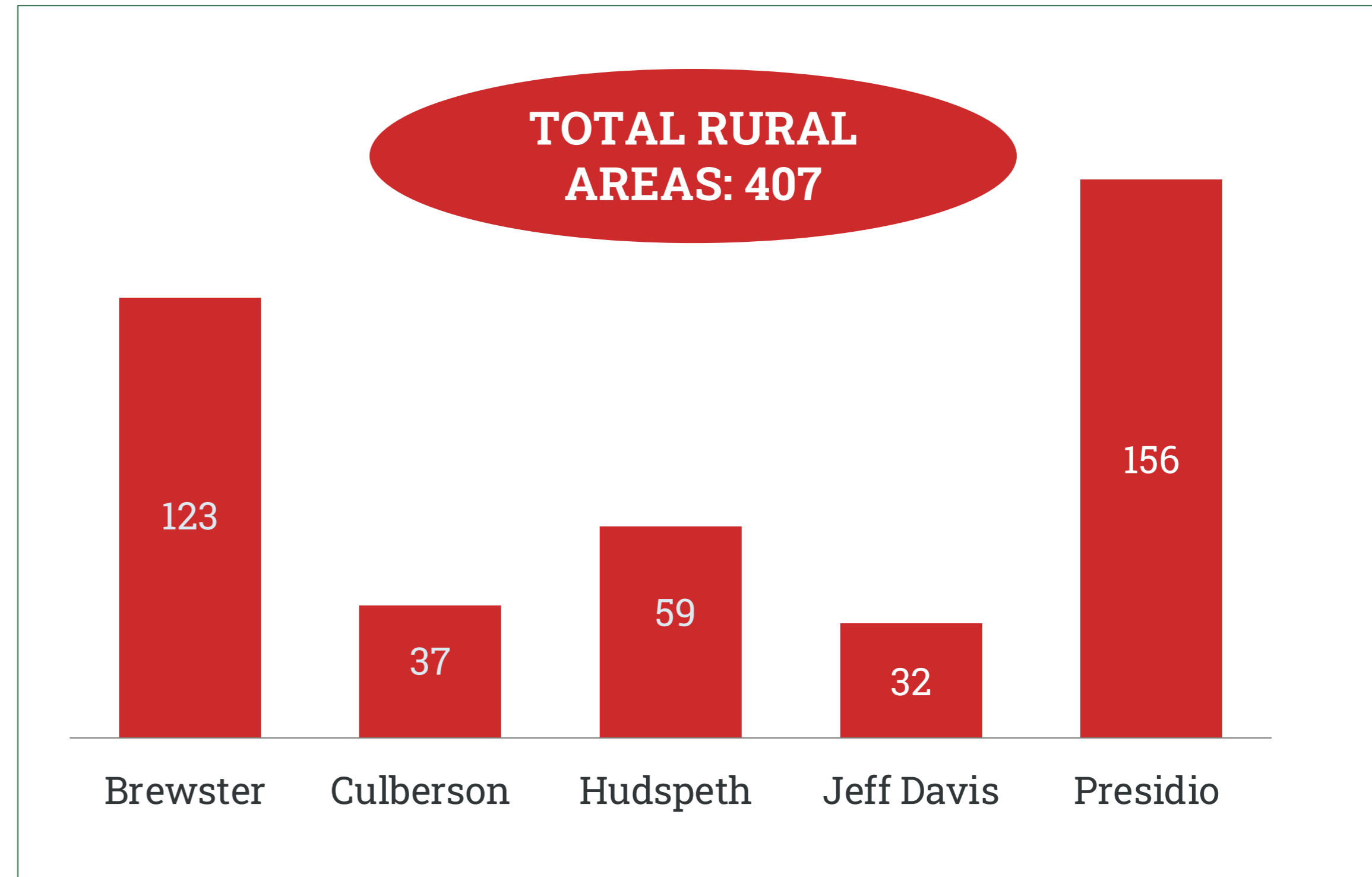
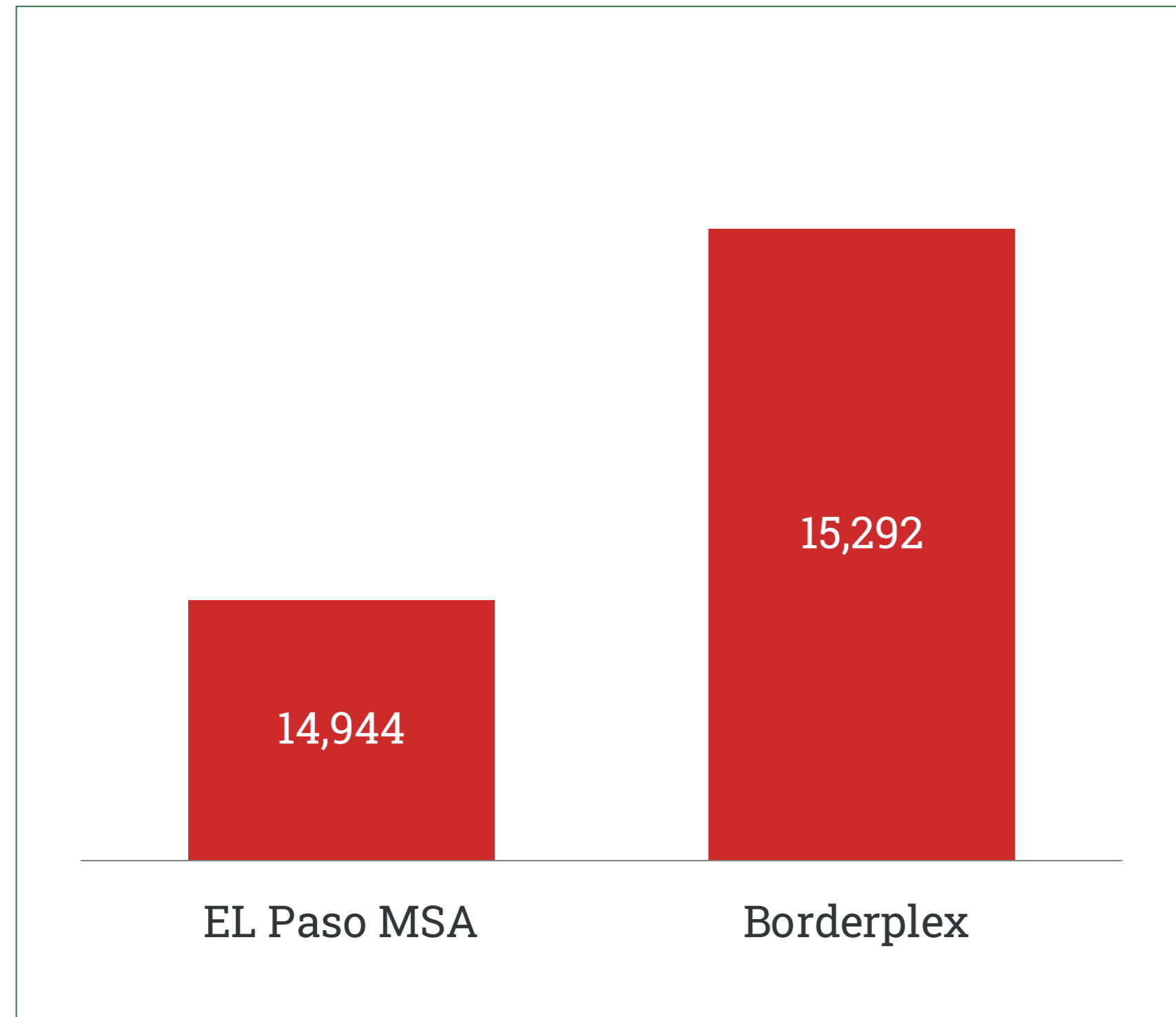
Job postings active during April 2024



# WHERE ARE WE LOSING JOBS?

WORKFORCE SOLUTIONS BORDERPLEX

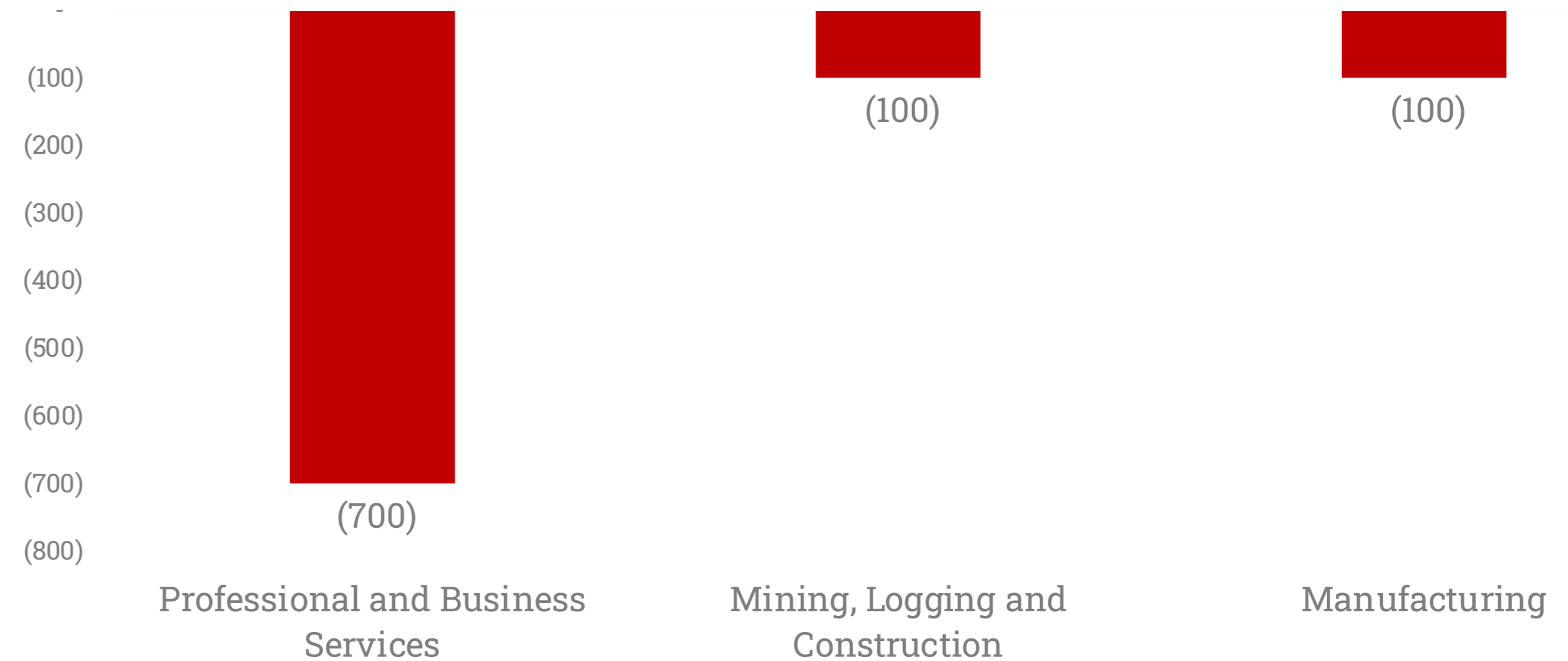
## UNEMPLOYMENT in April 2024



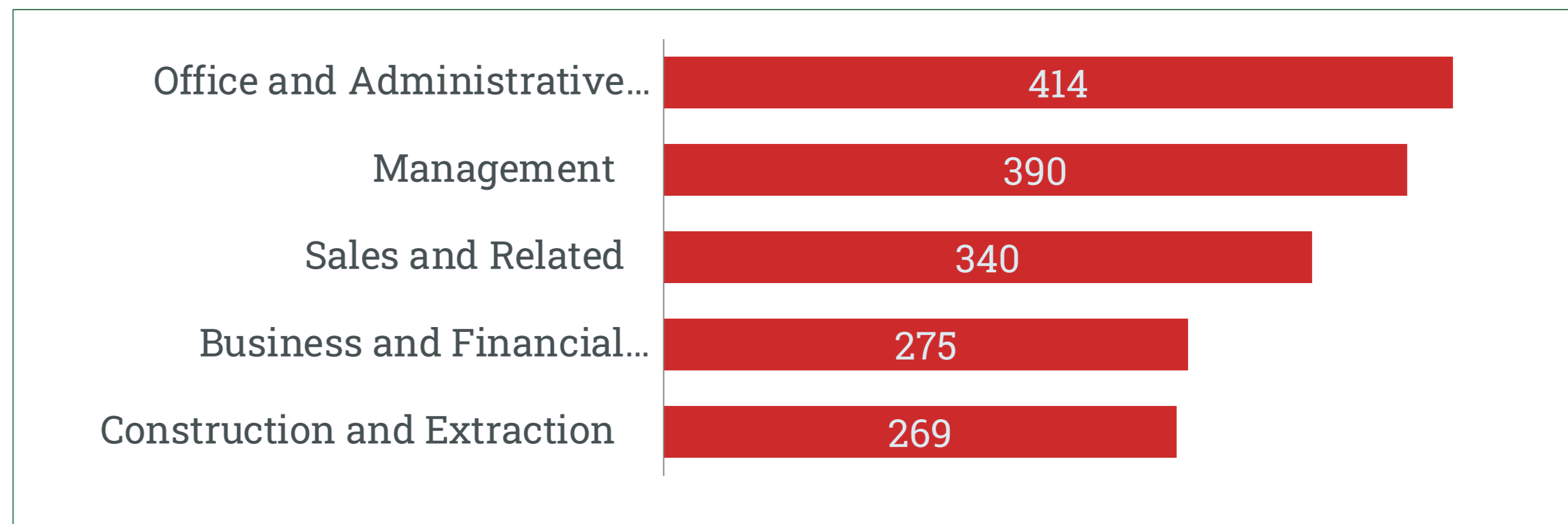
# WHERE ARE WE LOSING JOBS? *(Cont.)*

WORKFORCE SOLUTIONS BORDERPLEX

## Industries Sectors that lost jobs



## Top 5 Unemployment Claimants Occupations



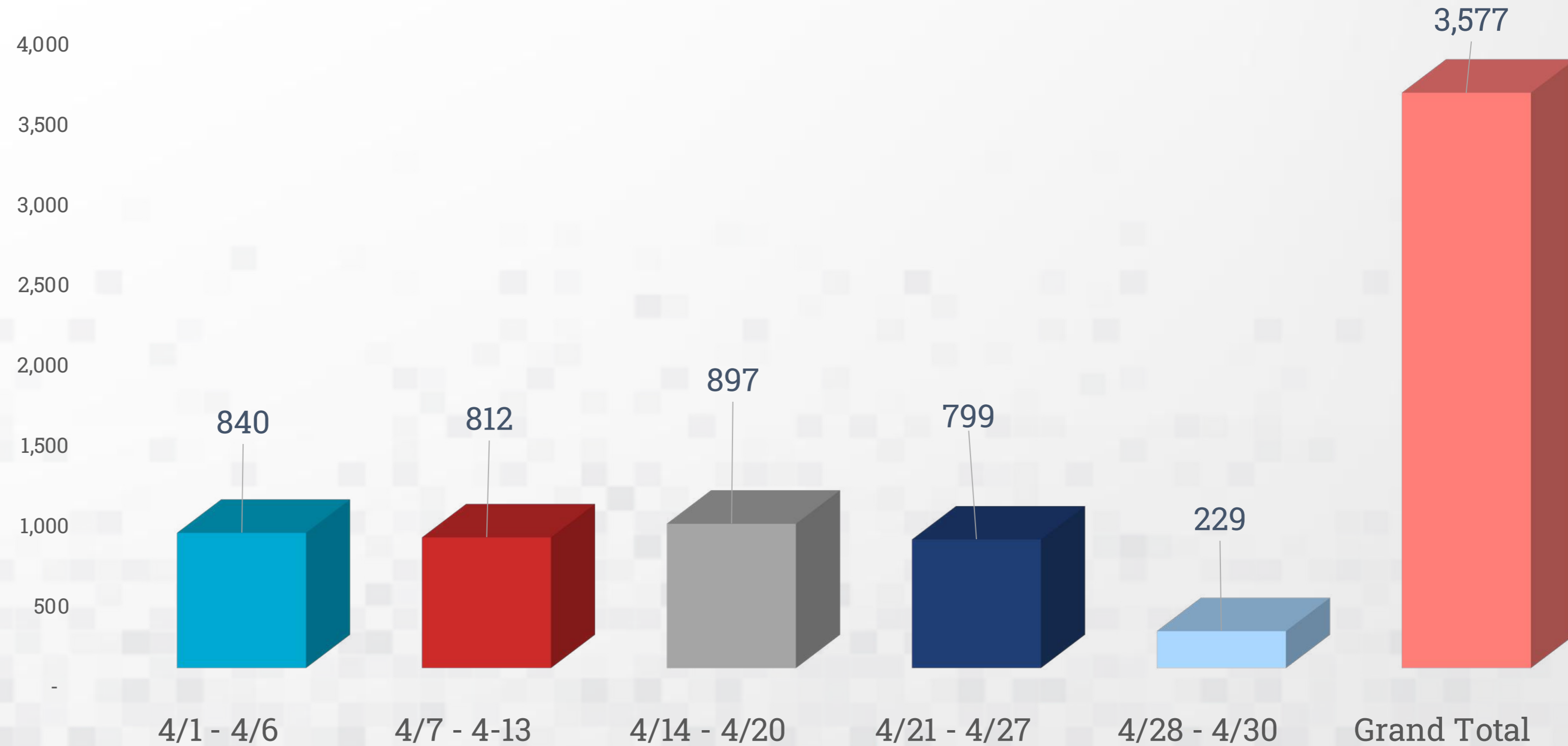
No occupation identified for 82 Active UI claimants

# ACTIVE UI CLAIMANTS BY WEEK BORDERPLEX REGION

4/1 to 4/30

This report reflects the **Borderplex Region**. Including these 6 counties:

- Brewster
- Culberson
- El Paso
- Hudspeth
- Jeff Davis
- Presidio



An Active Claimant is someone who meets any of these conditions:

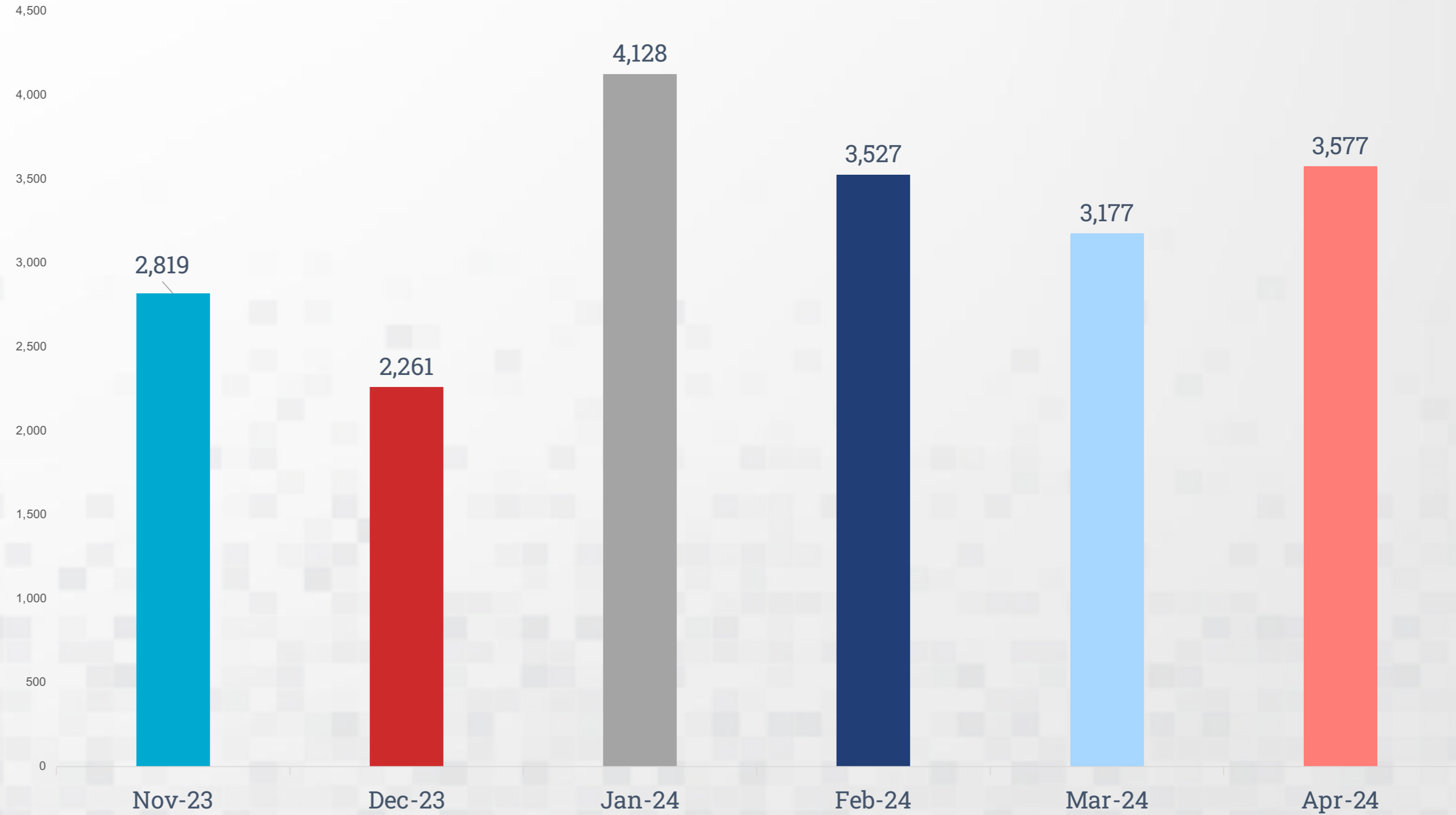
- Claimant had to have a payment within 21 days
- The most recent Claimant certified date is within 21 days
- The claim status date is within 28 days

Unemployment Insurance  
Claimant Data

# UI CLAIMANTS BY MONTH

This comparison report reflects the entire Borderplex region, including the following 6 counties:

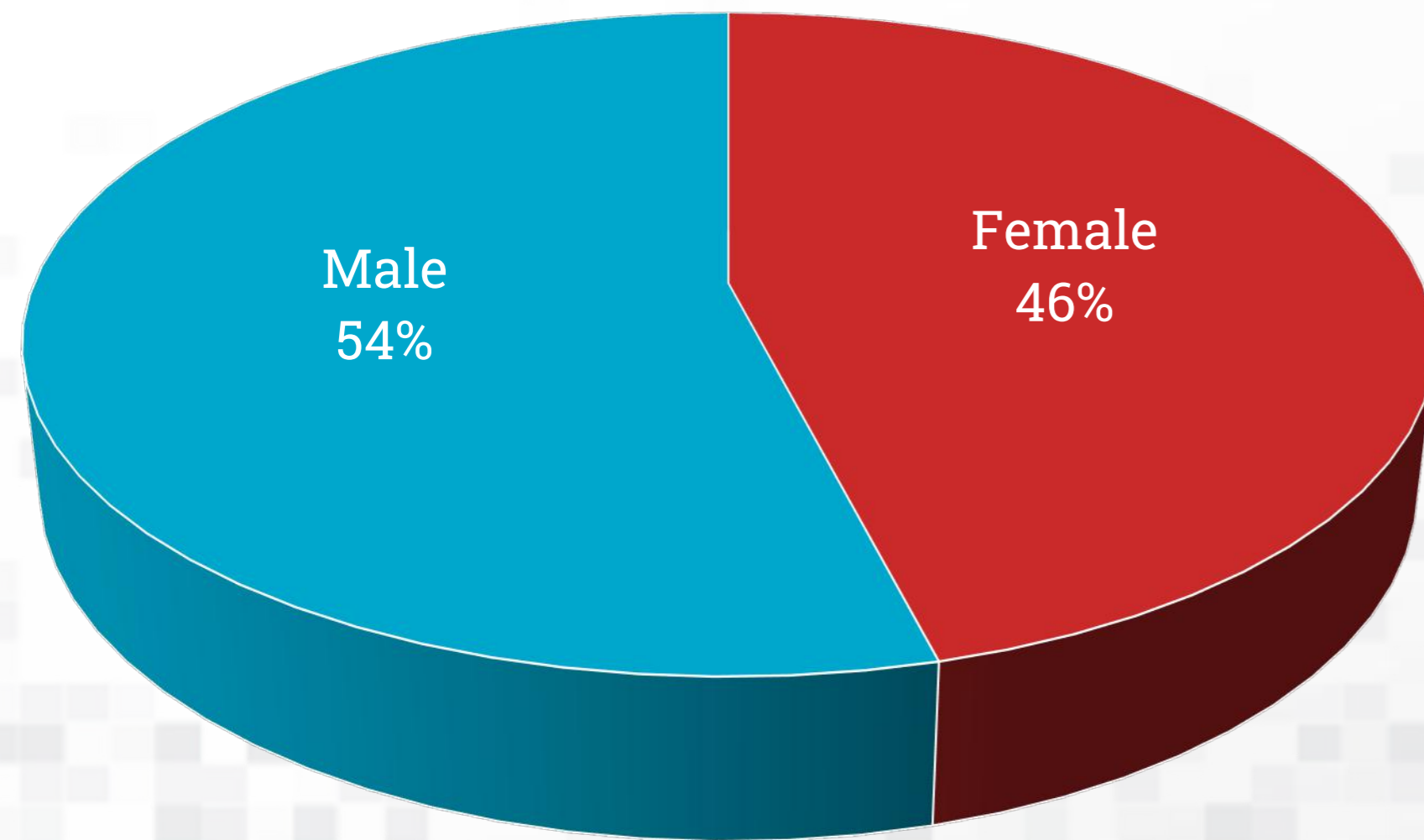
- Brewster
- Culberson
- El Paso
- Hudspeth
- Jeff Davis
- Presidio



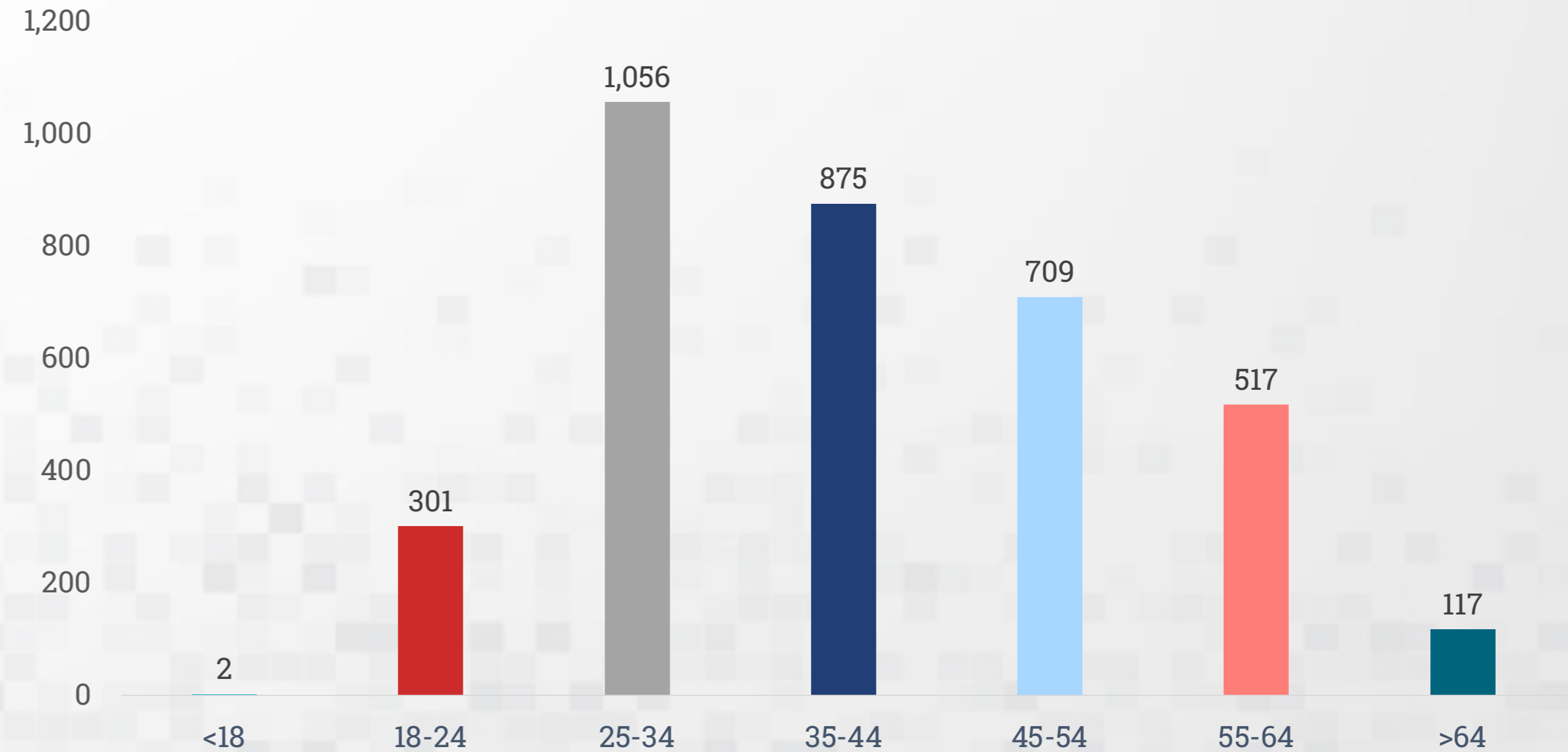
# ACTIVE UI CLAIMANTS BY WEEK BORDERPLEX REGION

4/1 to 4/30

**Gender**



**Age**

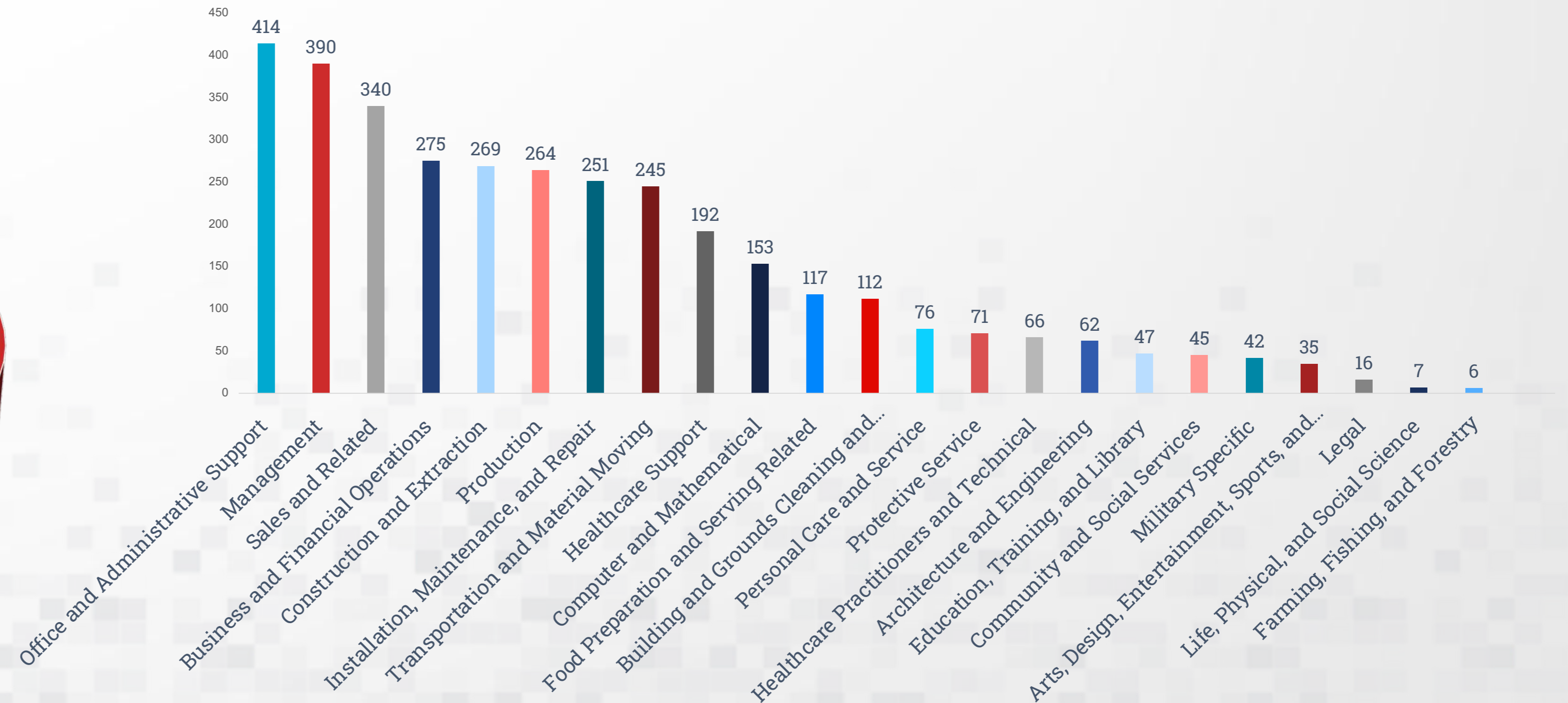
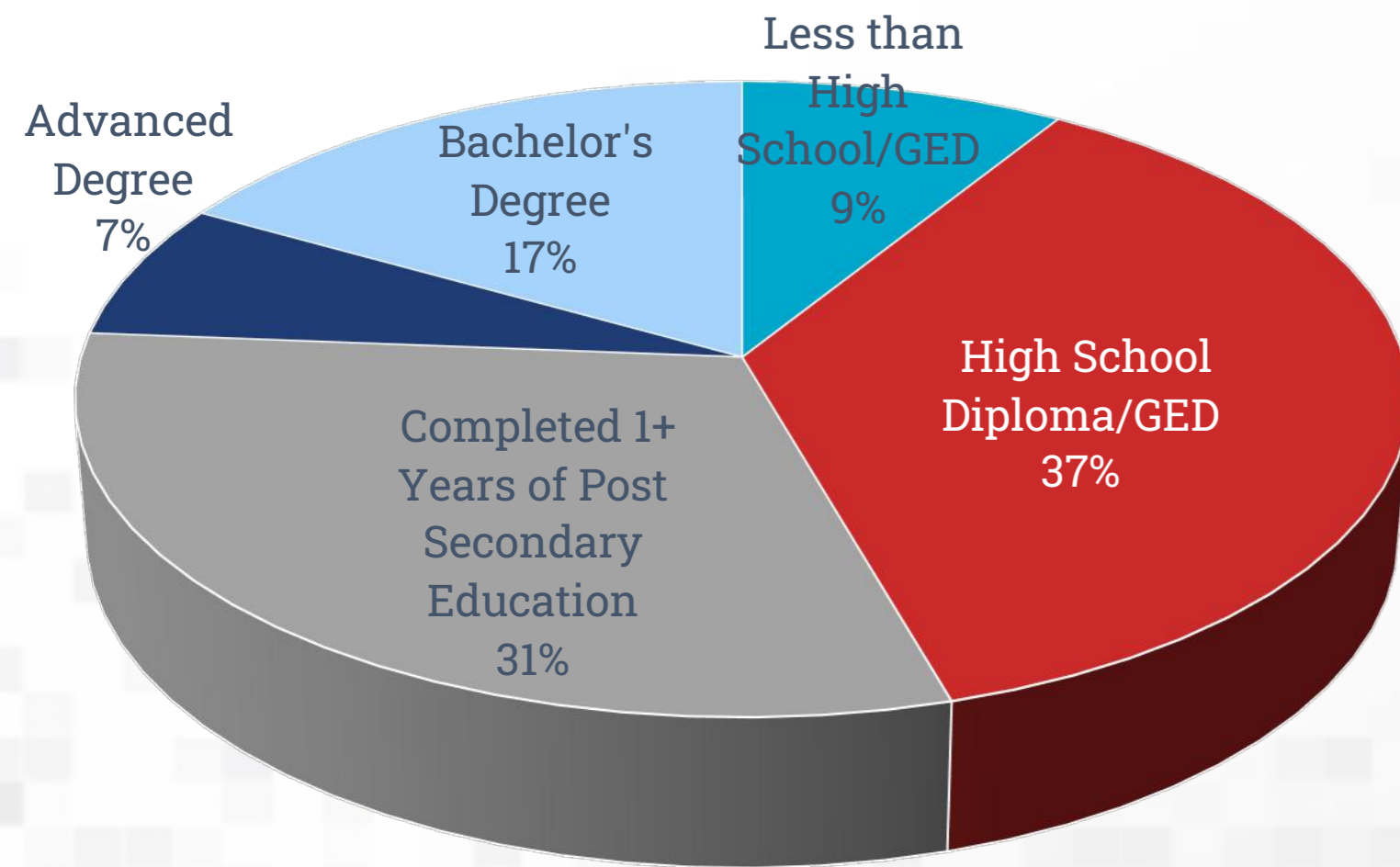


An Active Claimant is someone who meets any of these conditions:

- Claimant had to have a payment within 21 days
- The most recent Claimant certified date is within 21 days
- The claim status date is within 28 days

# ACTIVE UI CLAIMANTS BY WEEK BORDERPLEX REGION

4/1 to 4/30



No occupation identified for 82 Active UI claimants

An Active Claimant is someone who meets any of these conditions:

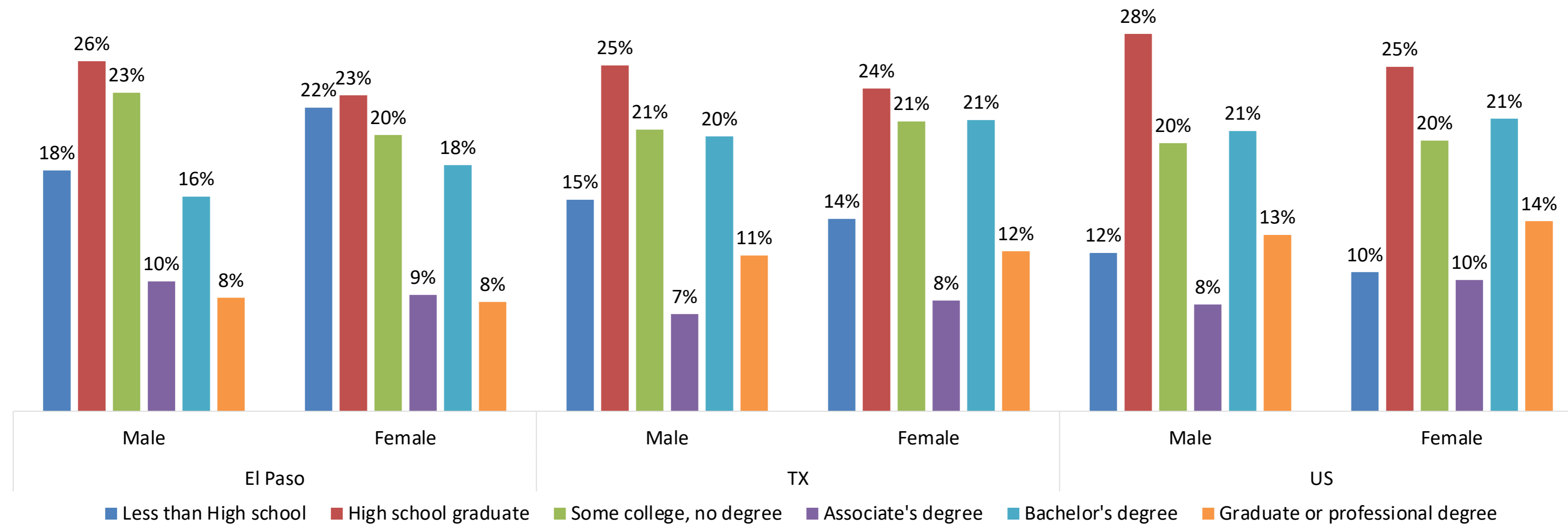
- Claimant had to have a payment within 21 days
- The most recent Claimant certified date is within 21 days
- The claim status date is within 28 days





Across the nation, the state, and El Paso County, there has been an improvement in getting more educational opportunities to women, but there is still some work to do.

**Educational Attainment by Gender**  
Population 25 years and over  
2022



**WSB addresses the gender equity and wage gap by providing new initiatives tailored to assist women in succeeding in the workforce.** We offer resources such as childcare, training assistance and job search assistance, among others. If you are interested in these or any other of our services, feel free to fill out [this form](#) and a WSB member will contact you soon.



A proud partner of the  
americanjobcenter  
network

## **Sources**

Labor Market & Career Information, Texas Workforce Commission May 2024, JobsEQ April 2024, Bureau of Labor Statistics May 2023.

To access previous reports, please visit the Workforce Trends and Data section of our website:

<http://www.borderplexjobs.com/regional-statistics/workforce-trends-and-data>

Funded by all or in part of, the Department of Labor/ETA WIOA Formula Grants and Wagner-Peyser; the Department of Health and Human Services TANF and Childcare Development Fund; and the Food and Nutrition Service SNAP Employment & Training.”

Equal Opportunity Employer/Program. Auxiliary aids and services are available upon request to individuals with disabilities. Relay Texas: 711 (Voice) or 1-800-735-2989 (TTY).

Igualdad de oportunidades de Empleo/Programas. Equipo auxiliar y servicios de apoyo están disponibles para personas con discapacidad al ser requeridos. Relay Texas: 711 (Voz) o 1-800-735-2989 (TTY)