

btsa.la

Behind The Scenes Apparel

suggested for you

PRODUCT CATALOG



♡ 2026



BTSA We start with a prepared-for-dye blank. Nothing is applied yet. Fabric, fit, and construction are set. Dye, decoration, and finishing come next. **So every creative decision is still yours. This is your true blank.**

PROUDLY MADE IN USA

BEHIND THE SCENES APPAREL



Blanks — built to become something more.

BTSA starts with blanks — but doesn't stop there.

We build *flexible blank programs* designed to adapt to your project.

From early ideas to finished garments,
our team stays closely involved at every step.
Fit, fabric, color, decoration, and timing are reviewed and aligned
within our Southern California production network —
with our team directly involved throughout.

Quality isn't a variable here.
It's a given.

What you receive isn't just a blank.

It's a **uniquely finished product** crafted specifically for your project,
carefully built through a hands-on process, not just pulled from a shelf.

You're never handing your project off.

Start with BTSA.

BTSA | INDEX

SHORT SLEEVE

JOY001	HEAVY WEIGHT - OPEN END	13
RONJ001	PREMIUM HEAVY- SUSTAINABLE	14
DCJ001	HEAVY WEIGHT - COMBED	16
TUB021	HEAVY WEIGHT - TUBULAR	18
ETJ301	MIDWEIGHT	20
DCJ023	HEAVY WEIGHT CAP SLEEVE	21
SHJ006	PREMIUM HEAVY WEIGHT OVERSIZED	22
OCJ007	HEAVY WEIGHT BOXY	23
JOY003	HEAVY WEIGHT TANK TOP	24
JOY004	HEAVY WEIGHT MUSCLE TANK	25
JOY323	HEAVY WEIGHT POLO	26
ROJ701	WOMEN/UNISEX SHRUNKEN TEE	46
ROSJ702	WOMEN/UNISEX BABY TEE	47
ROSR703	WOMEN/UNISEX RIBBED TANK	48
ROSR704	WOMEN/UNISEX RIBBED SS TEE	49

LONG SLEEVE

JOY002	HEAVY WEIGHT - OPEN END	15
DCJ002	HEAVY WEIGHT - COMBED	17
TUB022	HEAVY WEIGHT TUBULAR	19

SHORTS

RFLC018	PREMIUM HEAVY LOOSE FIT	40
SHJ020	PREMIUM HEAVY JERSEY SHORTS	41

HOODIE

RFLC010	PREMIUM HEAVY STANDARD FIT	28
RFLC011	PREMIUM HEAVY OVERSIZED FIT	29
MFLC030	HEAVY WEIGHT STANDARD FIT	30
BTSF010	MIDWEIGHT STANDARD FIT	31
RFLC009	HEAVY WEIGHT ZIPUP	32
MFLC710	WOMEN/UNISEX CROPPED	50

CREWNECK

RFLC016	PREMIUM HEAVY STANDARD FIT	33
RFLC017	PREMIUM HEAVY OVERSIZED FIT	34
MFLC036	HEAVY WEIGHT STANDARD FIT	35
BTSF016	MIDWEIGHT STANDARD FIT	36
MFLC716	WOMEN/UNISEX CROPPED	51

PANTS

RFLC013	PREMIUM HEAVY WEIGHT	37
MFLC034	HEAVY WEIGHT	38
BTSF013	MIDWEIGHT	39
MFLC713	WOMEN/UNISEX CLASSIC FIT	52
MFLC714	WOMEN/UNISEX WIDE LEG	53

EXTRA

ABOUT US	4
START WITH BTSA	6
USEFUL TOOLS	7
CLIFFS NOTES	8
COLOR LIBRARY	27
FAQ	42
SUSTAINABILITY ON OUR TERMS	43



START WITH BTSA PFD

PFD* IS OUR STANDARD STARTING POINT.

IT'S HOW OUR BLANKS BECOME YOUR UNIQUE PRODUCT.

*PFD [Prepared-for-Dye]: Undyed garments, built to take on your color



DEFINE COLOR
PANTONE: 16-0229 TCX

DYE TO MATCH
Instead of dyeing the fabric first,
we dye the finished garment to
match your selected color reference.



COLOR EXECUTED



MATCH ACROSS STYLES



EXPAND AND DECORATE



Once color is executed, we manage print,
embroidery, finishing, and beyond.
All under one production flow.
Decoration doesn't become a hand-off.
It becomes a continuation.



[WHAT THIS ENABLES]

- Multiple styles stay aligned under one color direction
- Programs scale cleanly from sampling into bulk
- Adjustments happen w/o breaking the production flow
- More room to adjust - without restarting production

NEXT STEPS: USEFUL TOOLS

Tools designed to help you to start with BTSA – to plan, test, and move forward with clarity.

BTSA | Home

x

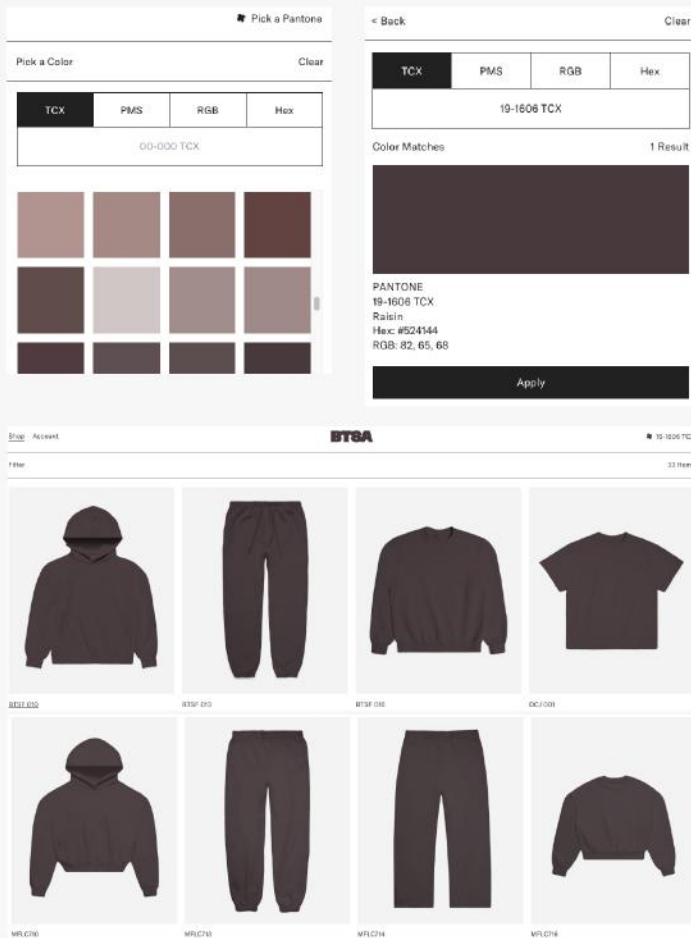
btسا.us

PLAN COLOR

Use our website to explore color direction before sampling or production begins.

Select a color using TCX, PMS, RGB, or HEX, and see it applied across BTSA programs in real time.

This allows teams to evaluate how a single color reads across silhouettes, fabrics, and categories. This is your quick design tool.



BTSA | Sample Program

x

btسا.us/pages/sample-program

SAMPLE PROGRAM

Our Sample Program is designed to make it easy to experience BTSA – so you can review our quality before moving into production.

We offer 50% off in-stock samples to help you comfortably evaluate post-dye blanks quality without a large upfront commitment.

Samples can be mixed across styles and categories, making side-by-side comparison simple and practical.

To access the sample discount, talk to your Account Manager to receive a promo code.

The promo code applies to in-stock color sample orders only.

Custom color dye programs – including custom dye sampling – are available separately and can be discussed with your Account Manager.

Use samples to:

- Check fit and silhouette
- Feel post-dye fabric weight and hand feel
- Compare constructions across styles

Sample first, Build Better

Discount code is valid for one-time use per calendar year

BTSA | BUILDING BLOCKS
CLIFFS NOTES

CLASSIC LINE: proven base form for general-purpose programs



BTSA-001 OPTIONS
Standard Fit



TUB-021
Standard Tubular



ETJ-301
Standard Fit

	JOY 001	DCJ 001	RONJ 001		
CONTENT	100% cotton	100% cotton	50/50 rec/org cotton	100% cotton	100% cotton
WEIGHT (sq.oz)	6.5	6.0	9.0	6.0	5.5
YARN	Open-End	Combed	Combed/Sustainable	Open-End	Open-End / Loosely Knitted
KEYWORD	reliable base for everyday builds			optimized for high-volume production	used for broken-in programs
DETAILS	pg.13	pg.16	pg.14	pg.18	pg.20
LONG SLEEVE	JOY-002 pg.15	DCJ-002 pg.17	n/a	TUB-022 pg.19	n/a

SILHOUETTE LINE: shape-driven styles beyond standard proportions



SHJ-006
Oversized Fit



OCJ-007
Wide + Short Fit



DCJ-023
Narrow Fit + Cap Sleeve



JOY-323
Standard Polo

CONTENT	100% cotton	50/50 recycled/organic cotton	100% cotton	100% cotton
WEIGHT (sq.oz)	11.0	6.0	6.0	6.5
YARN	Combed	Combed/Sustainable	Combed	Open-End
KEYWORD	amplifies proportion-forward builds pg.22	width-driven fit with shortened length pg.23	narrow body silhouette pg.21	shift from tee to collared pg.26



JOY-003
Standard Tank Top



JOY-004
Cutoff Muscle Tank

CONTENT	100% cotton	100% cotton
WEIGHT (sq.oz)	6.5	6.5
YARN	Open-End	Open-End
KEYWORD	clean tank base for everyday builds	cutoff tank derived from our core tee
DETAILS	pg.24	pg.25

Combed Cotton Yarn

Processed to remove shorter fibers before spinning, resulting in a cleaner, more uniform yarn. This refinement reduces surface friction and increases softness, making combed yarns a natural choice for garments worn close to the skin, where comfort and smooth handfeel take priority over rugged texture.

Open-End Cotton Yarn

Spun with shorter, less-aligned fibers, creating a firmer, more dimensional yarn structure. This construction gives the fabric its dry handfeel, visual texture, and resistance to over-refinement, making it well-suited for high-rotation, everyday programs where structure and longevity matter more than surface softness.

CLASSIC LINE: core base styles women and unisex programs | built with organic and recycled yarns



ROJ701
Shrunken Tee

ROSJ-702
Baby Tee

ROSR-703
Ribbed Tank Top

ROSR-704
Ribbed Tee

CONTENT	50/50 rec/org cotton	47.5/47.5/5 rec/org cotton + span	47/47/6 rec/org cotton + span	47/47/6 rec/org cotton + span
WEIGHT (sq.oz)	4.5	6.0	8.5	8.5
YARN	Combed / Sustainable	Combed / Sustainable	Combed / Sustainable	Combed / Sustainable
KEYWORD	relaxed fit, slightly cropped	classic fitted tee, slightly cropped	straight + slim fit tank top	straight + slim fit tshirt
DETAILS	pg.46	pg.47	pg.48	pg.49

SWEATS + SHORTS: additional assortments to complete your merch planning



BTSA-013 OPTIONS

MFLC-713

MFLC-714

BTSF-013

MFLC-034

RFLC-013

women/unisex

women/unisex

CONTENT	100% cotton	100% cotton	100% cotton	100% cotton	100% cotton
WEIGHT (gsm)	335	375	475	375	375
CONSTRUCTION	2-end Terry	3-end Brushed Terry	3-end Brushed Terry	3-end Brushed Terry	3-end Brushed Terry
KEYWORD	standard fit jogger focused on technical comfort			classic sweatpants	wide leg sweatpants
DETAILS	pg.39	pg.38	pg.37	pg.52	pg.53



RFLC-018

SHJ-020

DETAILS	100% cotton	100% cotton
WEIGHT (gsm)	475	400
CONSTRUCTION	3-end Brushed Terry	2-ply heavy jersey
KEYWORD	loose fit sweatshorts	classic fit jersey shorts
DETAILS	pg.40	pg.41

CLASSIC LINE

proven base form for general-purpose programs
STANDARD FIT SELECTIONS



	BTSF-010	MFLC-030	RFLC-010
CONTENT	100% cotton	100% cotton	100% cotton
WEIGHT (gsm)	335	375	475
CONSTRUCTION	2-end Terry	3-end Brushed Terry	3-end Brushed Terry
KEYWORD	light and versatile pg.31	everyday midweight pg.30	substantial weight pg. 28



	BTSF-016	MFLC-036	RFLC-016
CONTENT	100% cotton	100% cotton	100% cotton
WEIGHT (gsm)	335	375	475
CONSTRUCTION	2-End Terry	3-end Brushed Terry	3-end Brushed Terry
KEYWORD	light and versatile	everyday midweight	substantial weight
DETAILS	pg.36	pg.35	pg.33

SILHOUETTE LINE | shape-driven styles beyond standard proportions



RFLC-011



RFLC-009



RFLC-017

CONTENT	100% cotton	100% cotton	100% cotton
WEIGHT (gsm)	475	475	475
CONSTRUCTION	3-end Brushed Terry	3-end Brushed Terry	3-end French Terry
KEYWORD	oversized and cropped	zipup version of our standard fit hoodie	oversized and cropped
DETAILS	pg.29	pg.32	pg.34



MFLC-710

women/unisex



MFLC-716

women/unisex

CONTENT	100% cotton	100% cotton
WEIGHT (gsm)	375	375
CONSTRUCTION	3-end Brushed Terry	3-end Brushed Terry
KEYWORD	statement silhouette	drop shoulder and cropped
DETAILS	pg.50	pg.51

2-End Terry

A flat-back terry construction using two yarn systems. The interior surface remains clean and unbrushed, resulting in a lighter overall weight and a more defined structure.

3-End Brushed Terry

A heavier terry construction built with three yarn systems, finished with a brushed interior. The brushing process raises the interior fibers, adding softness, warmth, and perceived body to the fabric.

BTSA | PRODUCT DETAILS

Inventory Types

BTSA offers two types of inventory paths depending on how your project is built: both designed to support flexibility without compromising consistency.

PFD Inventory

Prepared-for-Dye blanks that serve as our most flexible starting point.

PFD styles are undyed and built to take on a wide range of color references, making them ideal for projects that require custom color development, scalable quantities, or extended color programs.

In-Stock Inventory

Ready-to-ship blanks dyed in frequently ordered colors based on historical demand.

All in-stock units are garment dyed and available for immediate fulfillment when speed matters.

Color Exploration

Color decisions don't have to wait for production.

Use our color simulation tools at btsa.us to explore Pantone color direction directly on our blank programs before sampling or production begins. This allows teams to visualize how color reads across silhouettes and fabrics, align internally, and move forward with clearer intent.

Have an existing garment you want to recreate?

Send us a reference sample — we can dye to match and build the right production scenario around it.

BTSA Blanks as a Printable Base

BTSA blanks are engineered to support most standard decoration methods without additional treatment.

All styles are processed *without* silicone, ensuring compatibility across *discharge, water-based, plastisol, DTG, DTF, and embroidery.*

Our proprietary fabrics are 100% cotton (sublimation excluded at the blank level — inquire for custom production), developed to perform consistently through dyeing and decoration.

JOY 001

HEAVY WEIGHT JERSEY TEE

PREPARED-FOR-DYE BASE FOR GARMENT DYE & PRINT PROGRAMS
OPEN-END COTTON | 6.5 SQ OZ | 220 GSM



FIT	STANDARD FIT S/S TEE	SIZE	2XS-4XL
CARE	MACHINE WASH COLD WITH LIKE COLORS, TUMBLE DRY LOW	MOQ	CUSTOM COLOR GARMENT DYE: 100
COO	MADE IN SOUTHERN CALIFORNIA, USA		PFD + STOCK COLOR: NO MOQ
CONTENT	100% COTTON	PRICE	CONTACT US FOR MORE DETAIL: info@btsa.us

	2XS	XS	S	M	L	XL	2XL	3XL	4XL
CHEST	18 1/2	19 1/2	20 1/2	21 1/2	22 1/2	23 1/2	25	26 1/2	28
BODY LENGTH	23 7/8	26 1/2	27 1/8	27 3/4	28 3/8	29	30 1/8	31 1/4	32 3/8



INSTOCK COLORS:



All garment dyed blanks are pre-shrunk. All PFD blanks will shrink to their intended spec once dyed.

RONJ 001

PREMIUM HEAVY WEIGHT JERSEY TEE

PREPARED-FOR-DYE BASE FOR GARMENT DYE & PRINT PROGRAMS

SUSTAINABLE COTTON | 9.0 SQ OZ | 305 GSM



FIT	STANDARD FIT S/S TEE	SIZE	XS-4XL
CARE	MACHINE WASH COLD WITH LIKE COLORS, TUMBLE DRY LOW	MOQ	CUSTOM COLOR GARMENT DYE: 100 PFD + STOCK COLOR: NO MOQ
COO	MADE IN SOUTHERN CALIFORNIA, USA	PRICE	CONTACT US FOR MORE DETAIL: info@btsa.us
CONTENT	100% COTTON		

	XS	S	M	L	XL	2XL	3XL	4XL
CHEST	17	19	21	23	24	26 1/2	28 1/2	29
BODY LENGTH	27	27 1/2	27 3/4	28 1/2	29	30	31	32



INSTOCK COLORS:



JOY 002

HEAVY WEIGHT JERSEY TEE

PREPARED-FOR-DYE BASE FOR GARMENT DYE & PRINT PROGRAMS
 OPEN-END COTTON | 6.5 SQ OZ | 220 GSM



FIT	STANDARD FIT L/S TEE	SIZE	2XS-4XL
CARE	MACHINE WASH COLD WITH LIKE COLORS, TUMBLE DRY LOW	MOQ	CUSTOM COLOR GARMENT DYE: 100 PFD + STOCK COLOR: NO MOQ
COO	MADE IN SOUTHERN CALIFORNIA, USA	PRICE	CONTACT US FOR MORE DETAIL: info@btsa.us
CONTENT	100% COTTON		

	2XS	XS	S	M	L	XL	2XL	3XL	4XL
CHEST	18 1/2	19 1/2	20 1/2	21 1/2	22 1/2	23 1/2	25	26 1/2	28
BODY LENGTH	23 7/8	26 1/2	27 1/8	27 3/4	28 3/8	29	30 1/8	31 1/4	32 3/8



All garment dyed blanks are pre-shrunk. All PFD blanks will shrink to their intended spec once dyed.

DCJ 001

HEAVY WEIGHT JERSEY TEE

PREPARED-FOR-DYE BASE FOR GARMENT DYE & PRINT PROGRAMS
COMBED COTTON | 6.0 SQ OZ | 200 GSM



FIT	STANDARD FIT S/S TEE	SIZE	XS-4XL
CARE	MACHINE WASH COLD WITH LIKE COLORS, TUMBLE DRY LOW	MOQ	CUSTOM COLOR GARMENT DYE: 100 PFD + STOCK COLOR: NO MOQ
COO	MADE IN SOUTHERN CALIFORNIA, USA	PRICE	CONTACT US FOR MORE DETAIL: info@btsa.us
CONTENT	100% COTTON		

	XS	S	M	L	XL	2XL	3XL	4XL
CHEST	19 1/2	20 1/2	21 1/2	22 1/2	23 1/2	25	26 1/2	28
BODY LENGTH	26 1/2	27 1/8	27 3/4	28 3/8	29	30 1/8	31 1/4	32 3/8



INSTOCK COLORS:



OPTIC WHITE



JET BLACK

DCJ 002

HEAVY WEIGHT JERSEY TEE

PREPARED-FOR-DYE BASE FOR GARMENT DYE & PRINT PROGRAMS
COMBED COTTON | 6.0 SQ OZ | 200 GSM



FIT	STANDARD FIT L/S TEE	SIZE	XS-4XL
CARE	MACHINE WASH COLD WITH LIKE COLORS, TUMBLE DRY LOW	MOQ	CUSTOM COLOR GARMENT DYE: 100 PFD + STOCK COLOR: NO MOQ
COO	MADE IN SOUTHERN CALIFORNIA, USA	PRICE	CONTACT US FOR MORE DETAIL: info@btsa.us
CONTENT	100% COTTON		

	XS	S	M	L	XL	2XL	3XL	4XL
CHEST	19 1/2	20 1/2	21 1/2	22 1/2	23 1/2	25	26 1/2	28
BODY LENGTH	26 1/2	27 1/8	27 3/4	28 3/8	29	30 1/8	31 1/4	32 3/8



All garment dyed blanks are pre-shrunk. All PFD blanks will shrink to their intended spec once dyed.

TUB 021

HEAVY WEIGHT JERSEY TEE TUBULAR

PREPARED-FOR-DYE BASE FOR GARMENT DYE & PRINT PROGRAMS
 OPEN-END COTTON | 6.0 SQ OZ | 200 GSM



FIT	STANDARD FIT S/S TEE	SIZE	XS-4XL
CARE	MACHINE WASH COLD WITH LIKE COLORS, TUMBLE DRY LOW	MOQ	CUSTOM COLOR GARMENT DYE: 100 PFD + STOCK COLOR: NO MOQ
COO	MADE IN SOUTHERN CALIFORNIA, USA	PRICE	CONTACT US FOR MORE DETAIL: info@btsa.us
CONTENT	100% COTTON		

	XS	S	M	L	XL	2XL	3XL	4XL
CHEST	17	19	21	23	24	26 1/2	28 1/2	29
BODY LENGTH	27	27 1/2	28	28 1/2	29	30	31	32



INSTOCK COLORS:

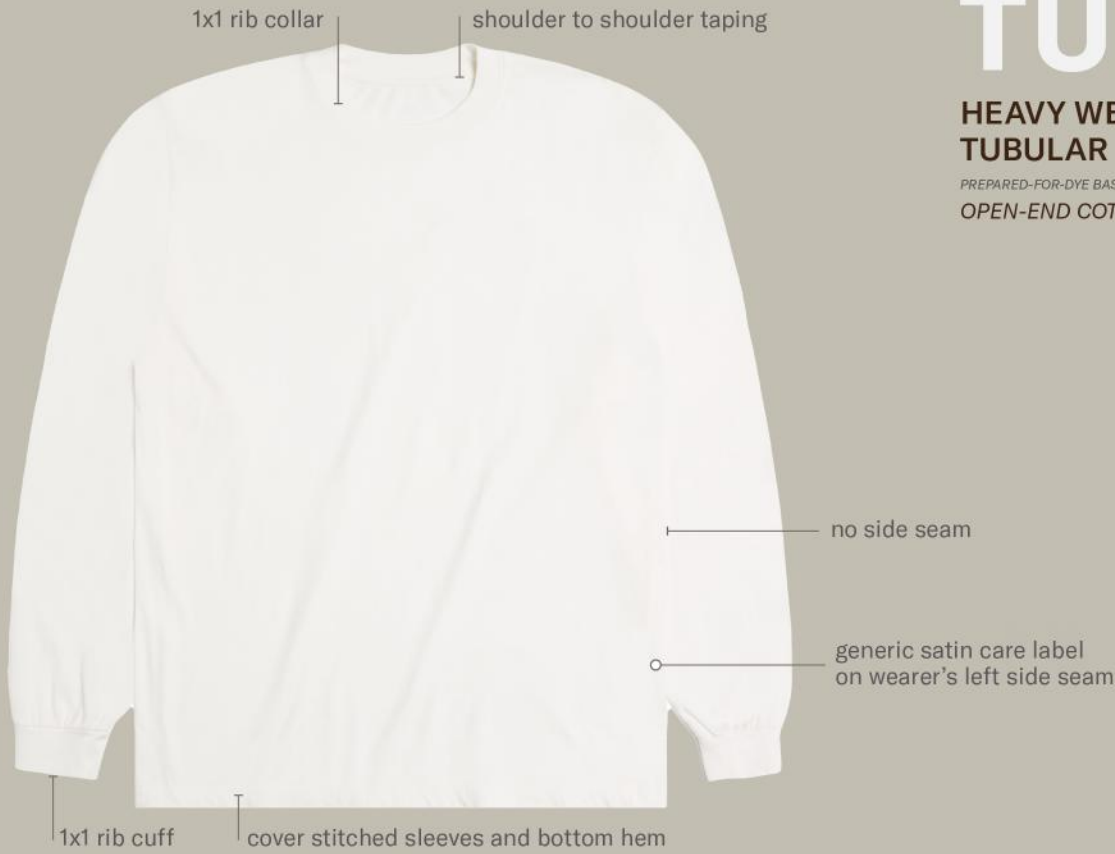


All garment dyed blanks are pre-shrunk. All PFD blanks will shrink to their intended spec once dyed.

TUB 022

HEAVY WEIGHT JERSEY TEE TUBULAR

PREPARED-FOR-DYE BASE FOR GARMENT DYE & PRINT PROGRAMS
OPEN-END COTTON | 6.0 SQ OZ | 200 GSM



FIT	STANDARD FIT L/S TEE	SIZE	XS-4XL
CARE	MACHINE WASH COLD WITH LIKE COLORS, TUMBLE DRY LOW	MOQ	CUSTOM COLOR GARMENT DYE: 100 PFD + STOCK COLOR: NO MOQ
COO	MADE IN SOUTHERN CALIFORNIA, USA	PRICE	CONTACT US FOR MORE DETAIL: info@btsa.us
CONTENT	100% COTTON		

	XS	S	M	L	XL	2XL	3XL	4XL
CHEST	17	19	21	23	24	26 1/2	28 1/2	29
BODY LENGTH	27	27 1/2	28	28 1/2	29	30	31	32



INSTOCK COLORS:



OPTIC WHITE



JET BLACK

All garment dyed blanks are pre-shrunk. All PFD blanks will shrink to their intended spec once dyed.



ETJ 301

MID WEIGHT JERSEY TEE

PREPARED-FOR-DYE BASE FOR GARMENT DYE & PRINT PROGRAMS
 OPEN-END COTTON | 5.5 SQ OZ | 185 GSM

FIT	STANDARD FIT S/S TEE	SIZE	XS-4XL
CARE	MACHINE WASH COLD WITH LIKE COLORS, TUMBLE DRY LOW	MOQ	CUSTOM COLOR GARMENT DYE: 100
COO	MADE IN SOUTHERN CALIFORNIA, USA		PFD + STOCK COLOR: NO MOQ
CONTENT	100% COTTON	PRICE	CONTACT US FOR MORE DETAIL: info@btsa.us

	XS	S	M	L	XL	2XL	3XL	4XL
CHEST	19 1/2	20 1/2	21 1/2	22 1/2	23 1/2	25	26 1/2	28
BODY LENGTH	26	26 5/8	27 1/4	27 7/8	28 1/2	29 5/8	30 3/4	31 7/8



INSTOCK COLORS:



OPTIC WHITE



JET BLACK



DCJ 023

HEAVY WEIGHT CAP SLEEVE TEE

PREPARED-FOR-DYE BASE FOR GARMENT DYE & PRINT PROGRAMS
COMBED COTTON | 6.0 SQ OZ | 200 GSM

FIT	MODERN SLIM FIT WITH SHORT CAP SLEEVES	SIZE	XS-4XL
CARE	MACHINE WASH COLD WITH LIKE COLORS, TUMBLE DRY LOW	MOQ	CUSTOM COLOR GARMENT DYE: 100 PFD + STOCK COLOR: NO MOQ
COO	MADE IN SOUTHERN CALIFORNIA, USA	PRICE	CONTACT US FOR MORE DETAIL: info@btsa.us
CONTENT	100% COTTON		

	XS	S	M	L	XL	2XL	3XL	4XL
CHEST	20	21	22	23	24	25 1/2	27	28 1/2
BODY LENGTH	24 1/8	24 3/4	25 3/8	26	26 5/8	27 3/4	28 7/8	30



INSTOCK COLORS:



OPTIC WHITE



JET BLACK

All garment dyed blanks are pre-shrunk. All PFD blanks will shrink to their intended spec once dyed.



SHJ 006

PREMIUM HEAVY WEIGHT JERSEY TEE

PREPARED-FOR-DYE BASE FOR GARMENT DYE & PRINT PROGRAMS
 COMBED COTTON | 11.0SQ OZ | 400 GSM

FIT	OVERSIZED FIT S/S TEE	SIZE	XS-4XL
CARE	MACHINE WASH COLD WITH LIKE COLORS, TUMBLE DRY LOW	MOQ	CUSTOM COLOR GARMENT DYE: 100 PFD + STOCK COLOR: NO MOQ
COO	MADE IN SOUTHERN CALIFORNIA, USA	PRICE	CONTACT US FOR MORE DETAIL: info@btsa.us
CONTENT	100% COTTON		

	XS	S	M	L	XL	2XL	3XL	4XL
CHEST	21	22	23	24	25	26 1/2	28	29 1/2
BODY LENGTH	25 3/4	26 3/8	27	27 5/8	28 1/4	29 3/8	30 1/2	31 5/8



OCJ 007

HEAVY WEIGHT JERSEY TEE

PREPARED-FOR-DYE BASE FOR GARMENT DYE & PRINT PROGRAMS
SUSTAINABLE COTTON | 6.0 SQ OZ | 200 GSM



FIT WIDE AND BOXY FIT S/S TEE

CARE MACHINE WASH COLD WITH LIKE COLORS, TUMBLE DRY LOW

COO MADE IN SOUTHERN CALIFORNIA, USA

CONTENT 80% ORGANIC COTTON + 20% COMBED COTTON

SIZE S-2XL

MOQ CUSTOM COLOR GARMENT DYE: 100

PFD + STOCK COLOR: **NO MOQ**

PRICE CONTACT US FOR MORE DETAIL: info@btsa.us

	S	M	L	XL	2XL
CHEST	21	22	23	24	25
BODY LENGTH	26 1/2	27	27 1/2	28	28 1/2



INSTOCK COLORS:



OPTIC WHITE



JET BLACK

All garment dyed blanks are pre-shrunk. All PFD blanks will shrink to their intended spec once dyed.

JOY 003

HEAVY WEIGHT TANK TOP

PREPARED-FOR-DYE BASE FOR GARMENT DYE & PRINT PROGRAMS
OPEN-END COTTON | 6.5 SQ OZ | 220 GSM



FIT	CLASSIC LOOSE FIT TANK TOP	SIZE	XS-4XL
CARE	MACHINE WASH COLD WITH LIKE COLORS, TUMBLE DRY LOW	MOQ	CUSTOM COLOR GARMENT DYE: 100 PFD + STOCK COLOR: NO MOQ
COO	MADE IN SOUTHERN CALIFORNIA, USA	PRICE	CONTACT US FOR MORE DETAIL: info@btsa.us
CONTENT	100% COTTON		

	XS	S	M	L	XL	2XL	3XL	4XL
CHEST	19	20	21	22	23	24 1/2	26	27 1/2
BODY LENGTH	26 5/8	27 1/4	27 7/8	28 1/2	29 1/8	30 1/4	31 3/8	32 1/2
ARMHOLE DEPTH	11 1/2	11 7/8	12 3/8	12 3/4	13 1/4	13 7/8	14 5/8	15 3/8



INSTOCK COLORS:



OPTIC WHITE



JET BLACK

JOY 004

HEAVY WEIGHT CUTOFF MUSCLE TANK

PREPARED-FOR-DYE BASE FOR GARMENT DYE & PRINT PROGRAMS

OPEN-END COTTON | 6.5 SQ OZ | 220 GSM



FIT	RELAXED FIT TANK TOP	SIZE	XS-4XL
CARE	MACHINE WASH COLD WITH LIKE COLORS, TUMBLE DRY LOW	MOQ	CUSTOM COLOR GARMENT DYE: 100 PFD + STOCK COLOR: NO MOQ
COO	MADE IN SOUTHERN CALIFORNIA, USA	PRICE	CONTACT US FOR MORE DETAIL: info@btsa.us
CONTENT	100% COTTON		

	XS	S	M	L	XL	2XL	3XL	4XL
CHEST	19 1/2	20 1/2	21 1/2	22 1/2	23 1/2	25	26 1/2	28
BODY LENGTH	26	26 5/8	27 1/4	27 7/8	28 1/2	29 5/8	30 3/4	33 7/8
ARMHOLE DEPTH	10 5/8	11	11 3/8	11 7/8	12 1/4	12 7/8	13 5/8	14 1/4



INSTOCK COLORS:



OPTIC WHITE



JET BLACK

All garment dyed blanks are pre-shrunk. All PFD blanks will shrink to their intended spec once dyed.

JOY 323

HEAVY WEIGHT S/S POLO

PREPARED-FOR-DYE BASE FOR GARMENT DYE & PRINT PROGRAMS

OPEN-END COTTON | 6.5 SQ OZ | 220 GSM



FIT	STANDARD FIT POLO	SIZE	XS-4XL
CARE	MACHINE WASH COLD WITH LIKE COLORS, TUMBLE DRY LOW	MOQ	CUSTOM COLOR GARMENT DYE: 100
COO	MADE IN SOUTHERN CALIFORNIA, USA		PFD + STOCK COLOR: NO MOQ
CONTENT	100% COTTON	PRICE	CONTACT US FOR MORE DETAIL: info@btsa.us

	XS	S	M	L	XL	2XL	3XL	4XL
CHEST	20	21	22	23	24	25 1/2	27	28 1/2
BODY LENGTH	26 1/8	26 3/4	27 3/8	28	28 5/8	29 3/4	30 7/8	32



INSTOCK COLORS:



OPTIC WHITE



JET BLACK

BTSA COLOR LIBRARY

chosen from **trending and timeless** palettes, based on our most popular color choices

Fast-turn dye programs built on repeatable production recipes.

 <p>available as instock color</p> <p>BTSA COLOR CREAM BTSA-CL-001</p> <p>DYE TYPE REACTIVE</p> <p>DYED TO MATCH PANTONE 11-0105 TCX</p>	 <p>BTSA COLOR TREE HOUSE BTSA-CL-002</p> <p>DYE TYPE REACTIVE</p> <p>DYED TO MATCH PANTONE 17-0630 TCX</p>	 <p>BTSA COLOR MAUVE BTSA-CL-003</p> <p>DYE TYPE REACTIVE</p> <p>DYED TO MATCH PANTONE 15-1607 TCX</p>	 <p>BTSA COLOR WISTERIA BTSA-CL-004</p> <p>DYE TYPE REACTIVE</p> <p>DYED TO MATCH PANTONE 19-3842 TCX</p>	 <p>BTSA COLOR CHOCOLATE BTSA-CL-005</p> <p>DYE TYPE REACTIVE</p> <p>DYED TO MATCH PANTONE 19-0912 TCX</p>
 <p>BTSA COLOR BROWN BTSA-CL-006</p> <p>DYE TYPE REACTIVE</p> <p>DYED TO MATCH PANTONE 19-1242 TCX</p>	 <p>BTSA COLOR HUNTER GREEN BTSA-CL-007</p> <p>DYE TYPE REACTIVE</p> <p>DYED TO MATCH PANTONE 19-5511 TCX</p>	 <p>BTSA COLOR ARMY GREEN BTSA-CL-008</p> <p>DYE TYPE REACTIVE</p> <p>DYED TO MATCH PANTONE 18-0328 TCX</p>	 <p>BTSA COLOR CLASSIC BLUE BTSA-CL-009</p> <p>DYE TYPE REACTIVE</p> <p>DYED TO MATCH PANTONE 19-4052 TCX</p>	 <p>available as instock color</p> <p>BTSA COLOR NAVY BTSA-CL-010</p> <p>DYE TYPE REACTIVE</p> <p>DYED TO MATCH PANTONE 19-3921 TCX</p>
 <p>BTSA COLOR TURQUOISE BTSA-CL-011</p> <p>DYE TYPE REACTIVE</p> <p>DYED TO MATCH PANTONE 15-5218 TCX</p>	 <p>BTSA COLOR GRIFFIN BTSA-CL-012</p> <p>DYE TYPE REACTIVE</p> <p>DYED TO MATCH PANTONE 15-5102 TCX</p>	 <p>BTSA COLOR FIERY RED BTSA-CL-013</p> <p>DYE TYPE REACTIVE</p> <p>DYED TO MATCH PANTONE 18-1664 TCX</p>	 <p>BTSA COLOR PORT ROYALE BTSA-CL-014</p> <p>DYE TYPE REACTIVE</p> <p>DYED TO MATCH PANTONE 19-1627 TCX</p>	 <p>available as instock color</p> <p>BTSA COLOR WASHED BLACK BTSA-CL-015</p> <p>DYE TYPE REACTIVE</p> <p>DYED TO MATCH PANTONE 19-3911 TCX</p>
 <p>BTSA COLOR CAVIAR BTSA-CL-016</p> <p>DYE TYPE PIGMENT</p> <p>DYED TO MATCH PANTONE 19-4006 TCX</p>	 <p>BTSA COLOR BUMBLE BEE BTSA-CL-017</p> <p>DYE TYPE REACTIVE</p> <p>DYED TO MATCH PANTONE 14-0958 TCX</p>	 <p>BTSA COLOR YELLOW JASMINE BTSA-CL-018</p> <p>DYE TYPE REACTIVE</p> <p>DYED TO MATCH PANTONE 15-0647 TCX</p>	 <p>BTSA COLOR BURNT ORANGE BTSA-CL-019</p> <p>DYE TYPE REACTIVE</p> <p>DYED TO MATCH PANTONE 16-1448 TCX</p>	 <p>BTSA COLOR PINK BTSA-CL-020</p> <p>DYE TYPE REACTIVE</p> <p>DYED TO MATCH PANTONE 17-2036 TCX</p>

STANDARD FIT RFLC 010

PREMIUM HEAVY WEIGHT HOODIE

PREPARED-FOR-DYE BASE FOR GARMENT DYE & PRINT PROGRAMS

3-END BRUSHED TERRY | 14.0 SQ OZ | 475 GSM



FIT	STANDARD FIT HOODIE
CARE	MACHINE WASH COLD WITH LIKE COLORS, TUMBLE DRY LOW
COO	MADE IN SOUTHERN CALIFORNIA, USA
CONTENT	100% COTTON

SIZE	2XS-4XL
MOQ	CUSTOM COLOR GARMENT DYE: 50 PFD + STOCK COLOR: NO MOQ
PRICE	CONTACT US FOR MORE DETAIL: info@btsa.us

	2XS	XS	S	M	L	XL	2XL	3XL	4XL
CHEST	19 1/2	20 1/2	21 1/2	22 1/2	23 1/2	24 1/2	26	27 1/2	29
BODY LENGTH	23 3/8	26	26 5/8	27 1/4	27 7/8	28 1/2	29 5/8	30 3/4	31 7/8



INSTOCK COLORS:



OVERSIZED FIT RFLC 011

PREMIUM HEAVY WEIGHT HOODIE

PREPARED-FOR-DYE BASE FOR GARMENT DYE & PRINT PROGRAMS

3-END BRUSHED TERRY | 14.0 SQ OZ | 475 GSM



FIT	OVERSIZED FIT HOODIE	SIZE	XS-4XL
CARE	MACHINE WASH COLD WITH LIKE COLORS, TUMBLE DRY LOW	MOQ	CUSTOM COLOR GARMENT DYE: 50 PFD + STOCK COLOR: NO MOQ
COO	MADE IN SOUTHERN CALIFORNIA, USA	PRICE	CONTACT US FOR MORE DETAIL: info@btsa.us
CONTENT	100% COTTON		

	XS	S	M	L	XL	2XL	3XL	4XL
CHEST	21 1/2	23	24 1/2	25 1/2	26 1/2	27 1/2	28 1/2	29 1/2
BODY LENGTH	24 1/2	25 1/2	26 1/2	27	27 1/2	28	28	28



All garment dyed blanks are pre-shrunk. All PFD blanks will shrink to their intended spec once dyed.

STANDARD FIT MFLC 030

HEAVY WEIGHT HOODIE

PREPARED-FOR-DYE BASE FOR GARMENT DYE & PRINT PROGRAMS

3-END BRUSHED TERRY | 11.0 SQ OZ | 375 GSM



FIT	STANDARD FIT HOODIE	SIZE	XS-4XL
CARE	MACHINE WASH COLD WITH LIKE COLORS, TUMBLE DRY LOW	MOQ	CUSTOM COLOR GARMENT DYE: 50 PFD + STOCK COLOR: NO MOQ
COO	MADE IN SOUTHERN CALIFORNIA, USA	PRICE	CONTACT US FOR MORE DETAIL: info@btsa.us
CONTENT	100% COTTON		

	XS	S	M	L	XL	2XL	3XL	4XL
CHEST	20 1/2	21 1/2	22 1/2	23 1/2	24 1/2	26	27 1/2	29
BODY LENGTH	26	26 5/8	27 1/4	27 7/8	28 1/2	29 5/8	30 3/4	31 7/8



INSTOCK COLORS:



All garment dyed blanks are pre-shrunk. All PFD blanks will shrink to their intended spec once dyed.

STANDARD FIT BTSEF 010

MIDWEIGHT HOODIE

PREPARED-FOR-DYE BASE FOR GARMENT DYE & PRINT PROGRAMS

2-END FRENCH TERRY | 9.0 SQ OZ | 335 GSM



FIT	STANDARD FIT HOODIE	SIZE	XS-4XL
CARE	MACHINE WASH COLD WITH LIKE COLORS, TUMBLE DRY LOW	MOQ	CUSTOM COLOR GARMENT DYE: 50 PFD + STOCK COLOR: NO MOQ
COO	MADE IN SOUTHERN CALIFORNIA, USA	PRICE	CONTACT US FOR MORE DETAIL: info@btsa.us
CONTENT	100% COTTON		

	XS	S	M	L	XL	2XL	3XL	4XL
CHEST	20 1/2	21 1/2	22 1/2	23 1/2	24 1/2	26	27 1/2	29
BODY LENGTH	26	26 5/8	27 1/4	27 7/8	28 1/2	29 5/8	30 3/4	31 7/8



INSTOCK COLORS:



JET BLACK

All garment dyed blanks are pre-shrunk. All PFD blanks will shrink to their intended spec once dyed.

STANDARD FIT RFLC 009

HEAVY WEIGHT ZIPUP HOODIE

PREPARED FOR GARMENT DYE & PRINT PROGRAMS

3-END BRUSHED TERRY | 14.0 SQ OZ | 475 GSM



FIT	STANDARD FIT ZIPUP HOODIE
CARE	MACHINE WASH COLD WITH LIKE COLORS, TUMBLE DRY LOW
COO	MADE IN SOUTHERN CALIFORNIA, USA
CONTENT	100% COTTON

SIZE	2XS-4XL
MOQ	ONLY AVAILABLE IN JET BLACK NO MOQ
PRICE	CONTACT US FOR MORE DETAIL: info@btsa.us

	2XS	XS	S	M	L	XL	2XL	3XL	4XL
CHEST	19 1/2	20 1/2	21 1/2	22 1/2	23 1/2	24 1/2	26	27 1/2	29
BODY LENGTH	23 3/8	26	26 5/8	27 1/4	27 7/8	28 1/2	29 5/8	30 3/4	31 7/8



INSTOCK COLORS:



JET BLACK

STANDARD FIT RFLC 016

PREMIUM HEAVY WEIGHT

PREPARED-FOR-DYE BASE FOR GARMENT DYE & PRINT PROGRAMS
3-END BRUSHED TERRY | 14.0 SQ OZ | 475 GSM



FIT	STANDARD FIT CREWNECK	SIZE	2XS-4XL
CARE	MACHINE WASH COLD WITH LIKE COLORS, TUMBLE DRY LOW	MOQ	CUSTOM COLOR GARMENT DYE: 50 PFD + STOCK COLOR: NO MOQ
COO	MADE IN SOUTHERN CALIFORNIA, USA	PRICE	CONTACT US FOR MORE DETAIL: info@btsa.us
CONTENT	100% COTTON		

	2XS	XS	S	M	L	XL	2XL	3XL	4XL
CHEST	19 1/2	20 1/2	21 1/2	22 1/2	23 1/2	24 1/2	26	27 1/2	29
BODY LENGTH	23 5/8	26 1/4	26 7/8	27 1/2	28 1/8	28 3/4	29 7/8	31	32 1/8



INSTOCK COLORS:



All garment dyed blanks are pre-shrunk. All PFD blanks will shrink to their intended spec once dyed.

OVERSIZED FIT RFLC 017

PREMIUM HEAVY WEIGHT

PREPARED-FOR-DYE BASE FOR GARMENT DYE & PRINT PROGRAMS
3-END BRUSHED TERRY | 14.0 SQ OZ | 475 GSM



FIT	OVERSIZED FIT CREWNECK	SIZE	XS-4XL
CARE	MACHINE WASH COLD WITH LIKE COLORS, TUMBLE DRY LOW	MOQ	CUSTOM COLOR GARMENT DYE: 50 PFD + STOCK COLOR: NO MOQ
COO	MADE IN SOUTHERN CALIFORNIA, USA	PRICE	CONTACT US FOR MORE DETAIL: info@btsa.us
CONTENT	100% COTTON		

	XS	S	M	L	XL	2XL	3XL	4XL
CHEST	21 1/2	23	24 1/2	25 1/2	26 1/2	27 1/2	28 1/2	29 1/2
BODY LENGTH	24 1/2	25 1/2	26 1/2	27	27 1/2	28	28	28



INSTOCK COLORS:



All garment dyed blanks are pre-shrunk. All PFD blanks will shrink to their intended spec once dyed.

STANDARD FIT MFLC 036

HEAVY WEIGHT CREWNECK

PREPARED-FOR-DYE BASE FOR GARMENT DYE & PRINT PROGRAMS

3-END FRENCH TERRY | 11.0 SQ OZ | 375 GSM



FIT	STANDARD FIT CREWNECK	SIZE	XS-4XL
CARE	MACHINE WASH COLD WITH LIKE COLORS, TUMBLE DRY LOW	MOQ	CUSTOM COLOR GARMENT DYE: 50 PFD + STOCK COLOR: NO MOQ
COO	MADE IN SOUTHERN CALIFORNIA, USA	PRICE	CONTACT US FOR MORE DETAIL: info@btsa.us
CONTENT	100% COTTON		

	XS	S	M	L	XL	2XL	3XL	4XL
CHEST	20 1/2	21 1/2	22 1/2	23 1/2	24 1/2	26	27 1/2	29
BODY LENGTH	26 1/4	26 7/8	27 1/2	28 1/8	28 3/4	29 7/8	31	32 1/8



INSTOCK COLORS:



JET BLACK

All garment dyed blanks are pre-shrunk. All PFD blanks will shrink to their intended spec once dyed.

STANDARD FIT BTSF 016

MIDWEIGHT CREWNECK

PREPARED-FOR-DYE BASE FOR GARMENT DYE & PRINT PROGRAMS

2-END FRENCH TERRY | 9.0 SQ OZ | 335 GSM



FIT	STANDARD FIT CREWNECK	SIZE	XS-4XL
CARE	MACHINE WASH COLD WITH LIKE COLORS, TUMBLE DRY LOW	MOQ	CUSTOM COLOR GARMENT DYE: 50 PFD + STOCK COLOR: NO MOQ
COO	MADE IN SOUTHERN CALIFORNIA, USA	PRICE	CONTACT US FOR MORE DETAIL: info@btsa.us
CONTENT	100% COTTON		

	XS	S	M	L	XL	2XL	3XL	4XL
CHEST	20 1/2	21 1/2	22 1/2	23 1/2	24 1/2	26	27 1/2	29
BODY LENGTH	26 1/4	26 7/8	27 1/2	28 1/8	28 3/4	29 7/8	31	32 1/8



INSTOCK COLORS:



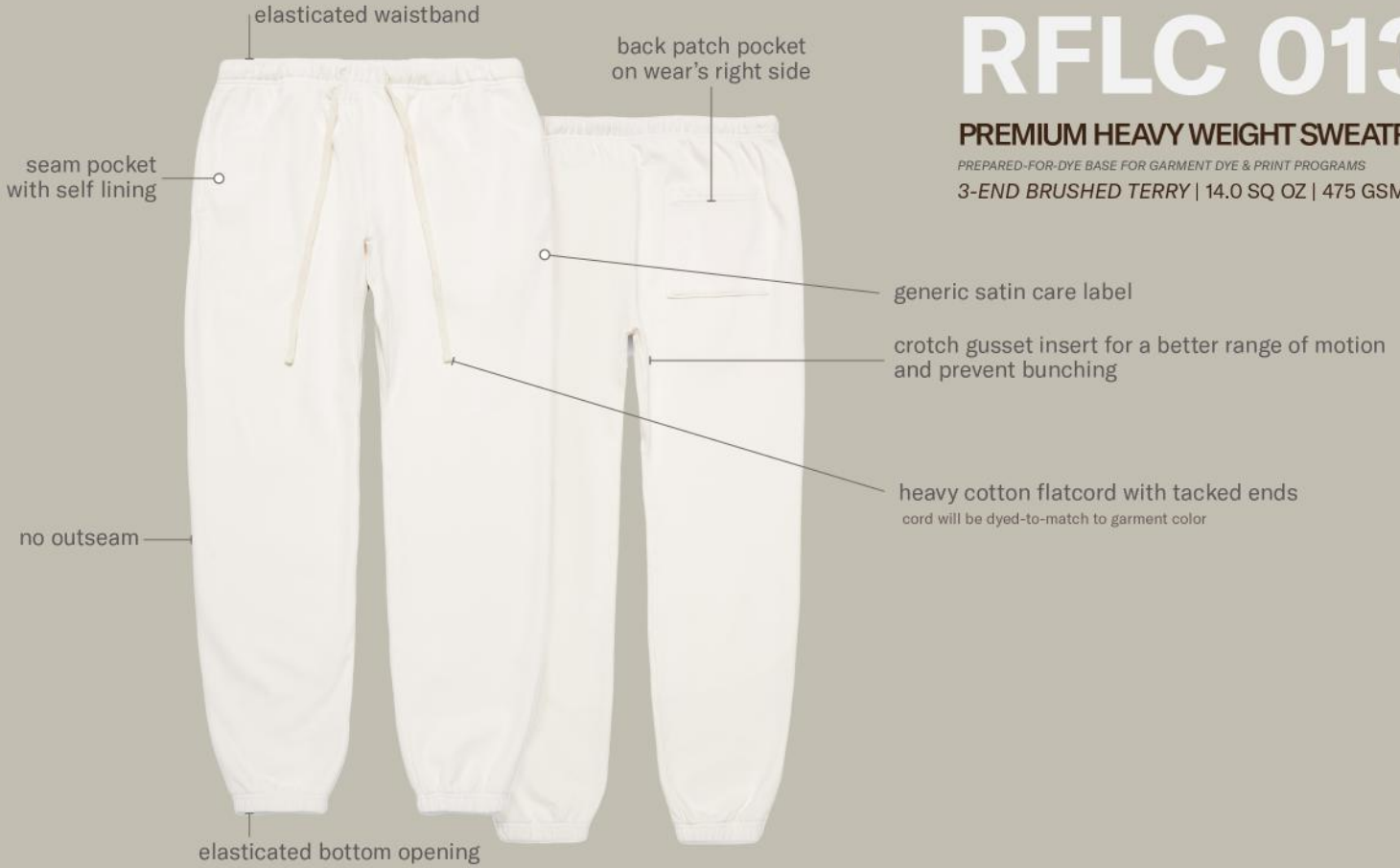
JET BLACK

RFLC 013

PREMIUM HEAVY WEIGHT SWEATPANTS

PREPARED-FOR-DYE BASE FOR GARMENT DYE & PRINT PROGRAMS

3-END BRUSHED TERRY | 14.0 SQ OZ | 475 GSM



FIT	STANDARD FIT SWEATPANTS	SIZE	XS-4XL
CARE	MACHINE WASH COLD WITH LIKE COLORS, TUMBLE DRY LOW	MOQ	CUSTOM COLOR GARMENT DYE: 50 PFD + STOCK COLOR: NO MOQ
COO	MADE IN SOUTHERN CALIFORNIA, USA	PRICE	CONTACT US FOR MORE DETAIL: info@btsa.us
CONTENT	100% COTTON		

	XS	S	M	L	XL	2XL	3XL	4XL
WAIST	13	14	15	16	17	18 1/2	20	21 1/2
INSEAM	28 3/8	28 3/4	29	29 1/4	29 5/8	30	30 1/4	30 5/8



INSTOCK COLORS:



ASH GREY



HEATHER GREY



JET BLACK

All garment dyed blanks are pre-shrunk. All PFD blanks will shrink to their intended spec once dyed.

MFLC 034

HEAVY WEIGHT SWEATPANTS

PREPARED-FOR-DYE BASE FOR GARMENT DYE & PRINT PROGRAMS

3-END BRUSHED TERRY | 11.0 SQ OZ | 375 GSM



FIT STANDARD FIT SWEATPANTS

CARE MACHINE WASH COLD WITH LIKE COLORS, TUMBLE DRY LOW

COO MADE IN SOUTHERN CALIFORNIA, USA

CONTENT 100% COTTON

SIZE XS-4XL

MOQ CUSTOM COLOR GARMENT DYE: 50

PFD + STOCK COLOR: **NO MOQ**

PRICE CONTACT US FOR MORE DETAIL: info@btsa.us

	XS	S	M	L	XL	2XL	3XL	4XL
WAIST	13	14	15	16	17	18 1/2	19	21 1/2
INSEAM	28 3/8	28 3/4	29	29 1/4	29 5/8	30	30 1/4	30 5/8



INSTOCK COLORS:



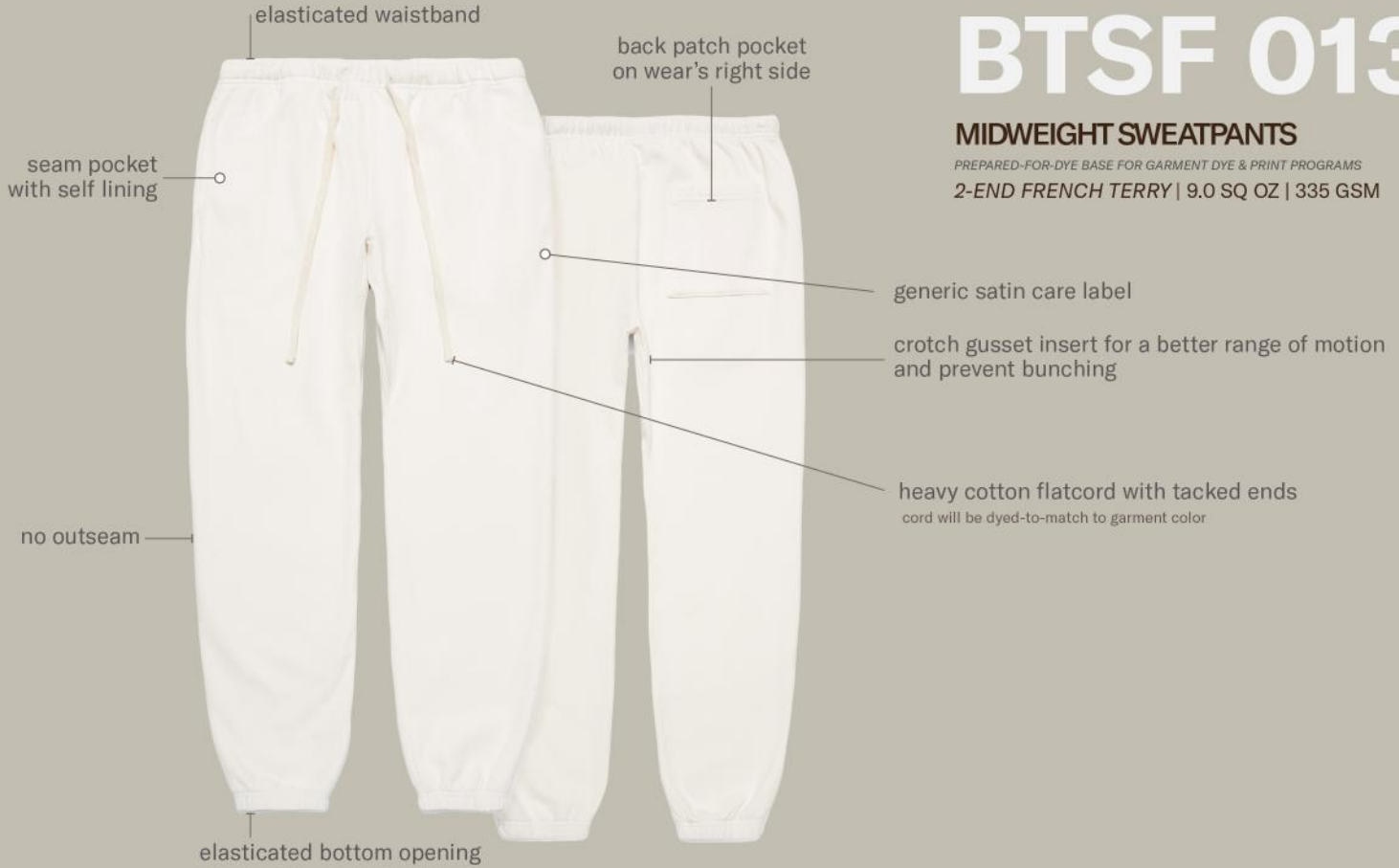
JET BLACK

BTSF 013

MIDWEIGHT SWEATPANTS

PREPARED-FOR-DYE BASE FOR GARMENT DYE & PRINT PROGRAMS

2-END FRENCH TERRY | 9.0 SQ OZ | 335 GSM



FIT	STANDARD FIT SWEATPANTS	SIZE	XS-4XL
CARE	MACHINE WASH COLD WITH LIKE COLORS, TUMBLE DRY LOW	MOQ	CUSTOM COLOR GARMENT DYE: 50 PFD + STOCK COLOR: NO MOQ
COO	MADE IN SOUTHERN CALIFORNIA, USA	PRICE	CONTACT US FOR MORE DETAIL: info@btsa.us
CONTENT	100% COTTON		

	XS	S	M	L	XL	2XL	3XL	4XL
WAIST	13	14	15	16	17	18	19	20
INSEAM	28 3/8	28 3/4	29	29 1/4	29 5/8	30	30 1/4	30 5/8



INSTOCK COLORS:



JET BLACK

All garment dyed blanks are pre-shrunk. All PFD blanks will shrink to their intended spec once dyed.

RFLC 018

PREMIUM HEAVY WEIGHT SHORTS

PREPARED-FOR-DYE BASE FOR GARMENT DYE & PRINT PROGRAMS

3-END BRUSHED TERRY | 14.0 SQ OZ | 475 GSM



FIT LOOSE FIT SWEATSHORTS

CARE MACHINE WASH COLD WITH LIKE COLORS, TUMBLE DRY LOW

COO MADE IN SOUTHERN CALIFORNIA, USA

CONTENT 100% COTTON

SIZE XS-4XL

MOQ CUSTOM COLOR GARMENT DYE: 50

PFD + STOCK COLOR: NO MOQ

PRICE CONTACT US FOR MORE DETAIL: info@btsa.us

	XS	S	M	L	XL	2XL	3XL	4XL
WAIST	13	14	15	16	17	18 1/2	20	21 1/2
INSEAM	7 1/4	7 3/8	7 1/2	7 5/8	7 3/4	8	8 1/8	8 1/4



INSTOCK COLORS:



ASH GREY



HEATHER GREY



JET BLACK

SHJ 020

PREMIUM HEAVY WEIGHT JERSEY SHORTS

PREPARED-FOR-DYE BASE FOR GARMENT DYE & PRINT PROGRAMS
 2-PLY HEAVY JERSEY | 11.0 SQ OZ | 400 GSM



FIT	CLASSIC FIT HEAVY JERSEY SHORTS	SIZE	XS-4XL
CARE	MACHINE WASH COLD WITH LIKE COLORS, TUMBLE DRY LOW	MOQ	CUSTOM COLOR GARMENT DYE: 50 PFD + STOCK COLOR: NO MOQ
COO	MADE IN SOUTHERN CALIFORNIA, USA	PRICE	CONTACT US FOR MORE DETAIL: info@btsa.us
CONTENT	100% COTTON		

	2XS	XS	S	M	L	XL	2XL	3XL	4XL
WAIST	12	13	14	15	16	17	18 1/2	20	21 1/2
INSEAM	5 3/8	5 5/8	5 3/4	6	6 1/4	6 1/2	6 3/4	7	7 1/4



All garment dyed blanks are pre-shrunk. All PFD blanks will shrink to their intended spec once dyed.

COMMON QUESTIONS WE GET

These are the questions we hear most often. Let's align as you start with BTSA.



WILL THE COLOR MATCH YOUR STANDARD?

Most suppliers lock you into pre-set colors. BTSA's garment dye program matches directly to your brand color reference — so the color you select and approve is the color you receive. No approximations — any color you want.



DOES THE FABRIC FEEL RIGHT IN HAND?

The hand feel of a garment is the first thing your customer judges. BTSA blanks are built with that moment in mind — the weight, texture, and surface consistency that makes every application sit the way it should.



WILL THE BLANKS SHRINK AFTER ONE WASH?

Our garments are pre-shrunk and engineered for dimensional consistency. What your client approves is what comes off the production line — no surprises.



WILL THESE STANDARDS HOLD AT SCALE?

Every garment is hand-inspected for consistent quality and construction. With BTSA's vertical manufacturing and local LA sourcing, what you confirm in your order translates cleanly into production at scale.

BTSA | SUSTAINABILITY ON OUR TERMS

At BTSA, we believe in practical and sustainable manufacturing.

As a company driven by youth and intelligent spirit, we strive to strike the practical balance between professionalism and approachability.

SUSTAINABLE PRACTICES IN ACTION

We believe in taking realistic steps towards sustainability.

Through careful management of our in-house production processes, we continuously seek to improve and reduce waste. Our commitment lies not in lofty promises, but in practical actions that make a tangible difference. By making sustainability a priority, we're working towards a greener future for all.

MINDFUL FOOTPRINT MANAGEMENT

We take our role as stewards of the environment seriously.

From start to finish, we carefully manage our supply chain, ensuring sustainability at every step.

By holding ourselves to a higher standard, we are reshaping how people view commercial manufacturing and offering long-lasting garments.

SAFE GARMENT DYE PROCESS

When it comes to our products, safety and ethics are paramount.

That's why we only use [bluesign®](#) and GOTS approved dyes that are non-harmful.

Additionally, our low-water garment dye process demonstrates our commitment to the highest ethical standards. We believe that sustainability and style can go hand in hand, making our garments both appealing and eco-friendly.

REDUCING CARBON EMISSIONS

Our 100% North American, vertical supply chain allows us to make conscious choices to reduce our carbon footprint. We partner with local suppliers and source materials domestically, supporting our community and minimizing transportation-related emissions.

DYE TO MATCH

ANY COLOR YOU WANT



A close-up photograph of two women from the chest up. They are wearing light-colored, ribbed, short-sleeved shirts. The woman on the left is shown in profile, looking towards the right. The woman on the right is facing forward, looking slightly to the left. The background is a plain, light color. The text is overlaid on the center of the image.

— AND BUILD YOUR STORY
WITH US **START WITH**
BTSA

WOMEN/UNISEX ROJ 701

SHRUNKEN TEE

PREPARED-FOR-DYE BASE FOR GARMENT DYE & PRINT PROGRAMS

SUSTAINABLE COTTON | 4.5 SQ OZ | 150 GSM



FIT	RELAXED FIT WITH SEMI CROPPED LENGTH	SIZE	XS-4XL
CARE	MACHINE WASH COLD WITH LIKE COLORS, TUMBLE DRY LOW	MOQ	CUSTOM COLOR GARMENT DYE: 150 PFD + STOCK COLOR: NO MOQ
COO	MADE IN SOUTHERN CALIFORNIA, USA	PRICE	CONTACT US FOR MORE DETAIL: info@btsa.us
CONTENT	50% RECYCLED COTTON + 50% ORGANIC COTTON		

	XS	S	M	L	XL	2XL	3XL	4XL
CHEST	16 3/4	17 3/4	18 3/4	19 3/4	20 3/4	22 1/4	23 3/4	25 1/4
BODY LENGTH	20 3/8	21	21 5/8	22 1/4	22 7/8	24	25 1/8	26 1/4



INSTOCK COLORS:



WOMEN/UNISEX ROSJ 702

BABY TEE

PREPARED-FOR-DYE BASE FOR GARMENT DYE & PRINT PROGRAMS

SUSTAINABLE COTTON | 6.0 SQ OZ | 210 GSM



FIT	SNUG FIT, CROPPED LENGTH	SIZE	XS-4XL
CARE	MACHINE WASH COLD WITH LIKE COLORS, TUMBLE DRY LOW	MOQ	CUSTOM COLOR GARMENT DYE: 250 PFD + STOCK COLOR: NO MOQ
COO	MADE IN SOUTHERN CALIFORNIA, USA	PRICE	CONTACT US FOR MORE DETAIL: info@btsa.us
CONTENT	47.5% RECYCLED COTTON, 47.5% ORGANIC COTTON, 5% SPANDEX		

	XS	S	M	L	XL	2XL	3XL	4XL
CHEST	14 3/8	15 3/8	16 3/8	17 3/8	18 3/8	19 7/8	21 3/8	22 5/8
BODY LENGTH	18 1/4	18 7/8	19 1/2	20 1/8	20 3/4	21 7/8	23	24 1/8

S ON-BODY



INSTOCK COLORS:



OPTIC WHITE



CREAM



WASHED BLACK



JET BLACK

All garment dyed blanks are pre-shrunk. All PFD blanks will shrink to their intended spec once dyed.

WOMEN/UNISEX ROSR 703

RIBBED TANK TOP

PREPARED-FOR-DYE BASE FOR GARMENT DYE & PRINT PROGRAMS

SUSTAINABLE COTTON | 8.5 SQ OZ | 290 GSM



FIT	SLIM FIT WITH STRETCH, SCOOP NECKLINE	SIZE	XS-4XL
CARE	MACHINE WASH COLD WITH LIKE COLORS, TUMBLE DRY LOW	MOQ	CUSTOM COLOR GARMENT DYE: 250 PFD + STOCK COLOR: NO MOQ
COO	MADE IN SOUTHERN CALIFORNIA, USA	PRICE	CONTACT US FOR MORE DETAIL: info@btsa.us
CONTENT	47% RECYCLED COTTON, 47% ORGANIC COTTON, 6% SPANDEX		

	XS	S	M	L	XL	2XL	3XL	4XL
CHEST	10 7/8	11 7/8	12 7/8	13 7/8	14 7/8	16 3/8	17 7/8	19 3/8
BODY LENGTH	21 3/4	22 3/8	23	23 5/8	24 1/4	25 3/8	26 1/2	27 5/8



INSTOCK COLORS:



WOMEN/UNISEX ROSR 704

RIBBED TANK TOP

PREPARED-FOR-DYE BASE FOR GARMENT DYE & PRINT PROGRAMS
SUSTAINABLE COTTON | 8.5 SQ OZ | 290 GSM



cover stitched sleeves and bottom hem

FIT	SLIM FIT SS WITH STRETCH, CREW NECKLINE	SIZE	XS-4XL
CARE	MACHINE WASH COLD WITH LIKE COLORS, TUMBLE DRY LOW	MOQ	CUSTOM COLOR GARMENT DYE: 250 PFD + STOCK COLOR: NO MOQ
COO	MADE IN SOUTHERN CALIFORNIA, USA	PRICE	CONTACT US FOR MORE DETAIL: info@btsa.us
CONTENT	47% RECYCLED COTTON, 47% ORGANIC COTTON, 6% SPANDEX		

	XS	S	M	L	XL	2XL	3XL	4XL
CHEST	10 7/8	11 7/8	12 7/8	13 7/8	14 7/8	16 3/8	17 7/8	19 3/8
BODY LENGTH	21 1/8	21 3/4	22 3/8	23	23 5/8	24 3/4	25 7/8	27



INSTOCK COLORS:



All garment dyed blanks are pre-shrunk. All PFD blanks will shrink to their intended spec once dyed.

WOMEN/UNISEX MFLC 710

HEAVY WEIGHT HOODIE

PREPARED-FOR-DYE BASE FOR GARMENT DYE & PRINT PROGRAMS

3-END BRUSHED TERRY | 11.0 SQ OZ | 375 GSM



FIT CROPPED & TAPERED FIT WITH BOXY DROP SHOULDER

CARE MACHINE WASH COLD WITH LIKE COLORS, TUMBLE DRY LOW

COO MADE IN SOUTHERN CALIFORNIA, USA

CONTENT 100% COTTON

SIZE XS-4XL

MOQ CUSTOM COLOR GARMENT DYE: 50
PFD + STOCK COLOR: **NO MOQ**

PRICE CONTACT US FOR MORE DETAIL: info@btsa.us

	XS	S	M	L	XL	2XL	3XL	4XL
CHEST	21 7/8	22 7/8	23 7/8	24 7/8	25 7/8	27 1/4	28 3/4	30 1/4
BODY LENGTH	19 1/2	20 1/8	20 3/4	21 3/8	22	23	24 1/8	25 1/4



INSTOCK COLORS:



WASHED BLACK



JET BLACK

WOMEN/UNISEX MFLC 716

HEAVY WEIGHT CREWNECK

PREPARED-FOR-DYE BASE FOR GARMENT DYE & PRINT PROGRAMS
3-END BRUSHED TERRY | 11.0 SQ OZ | 375 GSM



FIT	BOXY-DROP SHOULDER, CROPPED TAPERED FINISH	SIZE	XS-4XL
CARE	MACHINE WASH COLD WITH LIKE COLORS, TUMBLE DRY LOW	MOQ	CUSTOM COLOR GARMENT DYE: 50 PFD + STOCK COLOR: NO MOQ
COO	MADE IN SOUTHERN CALIFORNIA, USA	PRICE	CONTACT US FOR MORE DETAIL: info@btsa.us
CONTENT	100% COTTON		

	XS	S	M	L	XL	2XL	3XL	4XL
CHEST	21	22	23	24	25	26 1/2	28	29 1/2
BODY LENGTH	19 3/8	20	20 5/8	21 1/4	21 7/8	23	24 1/8	25 1/4



INSTOCK COLORS:



WASHED BLACK



JET BLACK

All garment dyed blanks are pre-shrunk. All PFD blanks will shrink to their intended spec once dyed.

WOMEN/UNISEX MFLC 713

HEAVY WEIGHT SWEATPANTS

PREPARED-FOR-DYE BASE FOR GARMENT DYE & PRINT PROGRAMS

3-END BRUSHED TERRY | 11.0 SQ OZ | 375 GSM



FIT	FULL-LENGTH TAPERED SWEATPANTS	SIZE	XS-4XL
CARE	MACHINE WASH COLD WITH LIKE COLORS, TUMBLE DRY LOW	MOQ	CUSTOM COLOR GARMENT DYE: 50 PFD + STOCK COLOR: NO MOQ
COO	MADE IN SOUTHERN CALIFORNIA, USA	PRICE	CONTACT US FOR MORE DETAIL: info@btsa.us
CONTENT	100% COTTON		

	XS	S	M	L	XL	2XL	3XL	4XL
WAIST	13 1/2	14 1/2	15 1/2	16 1/2	17 1/2	19	20 1/2	22
INSEAM	26	26	26	26	26	26 1/4	26 1/4	26 1/4



INSTOCK COLORS:



WASHED BLACK JET BLACK

WOMEN/UNISEX MFLC 714

HEAVY WEIGHT SWEATPANTS

PREPARED-FOR-DYE BASE FOR GARMENT DYE & PRINT PROGRAMS

3-END BRUSHED TERRY | 11.0 SQ OZ | 375 GSM



FIT RELAXED FIT, WIDE LEG SWEATPANTS

CARE MACHINE WASH COLD WITH LIKE COLORS, TUMBLE DRY LOW

COO MADE IN SOUTHERN CALIFORNIA, USA

CONTENT 100% COTTON

SIZE XS-4XL

MOQ CUSTOM COLOR GARMENT DYE: 50

PFD + STOCK COLOR: **NO MOQ**

PRICE CONTACT US FOR MORE DETAIL: info@btsa.us

	XS	S	M	L	XL	2XL	3XL	4XL
WAIST	12 1/2	13 1/2	14 1/2	15 1/2	16 1/2	18	19 1/2	21
INSEAM	29 3/4	29 3/4	29 3/4	29 3/4	29 3/4	29 7/8	29 7/8	31

ON-BODY



INSTOCK COLORS:



WASHED BLACK

JET BLACK

All garment dyed blanks are pre-shrunk. All PFD blanks will shrink to their intended spec once dyed.

TERMS AND CONDITIONS

All purchases and sales are expressly conditioned upon assent by the Customer to these Terms and Conditions. Customer shall confirm acceptance of these Terms and Conditions by electronic signature, or in writing submitted directly to BTSA; provided, however, that Customer's placement of an order or acceptance of goods shall also constitute acceptance of these Terms and Conditions. The rights of the Parties shall be governed exclusively by these Terms and Conditions. Please read these Terms and Conditions in their entirety to review important provisions regarding limitation of liability, waivers, and other important provisions.

GARMENT DISCLAIMERS

BTSA garments are produced with natural fibers. BTSA strives to produce each garment as close to its target specifications as possible, but due to the nature of the materials, there may be some inconsistencies. Please see BTSA's guidelines below.

SIZE TOLERANCE:

The grade rule on the style is to be equivalent to the tolerance for all products. E.g., Industry standards have an allowance of one inch (+/-) for the high point shoulder (HPS) and chest measurements.

The torque allowance is 1 inch for all sizes up to XL, 1 1/4" for 2XL, and 1 1/2" for 3XL. Furthermore, these tolerances may be exceeded by an additional 1/4" for up to 10% of a dye lot.

Please note BTSA makes periodic updates to garment specifications. Current inventory may include a balance of garments from a previous specification. BTSA ships by "first in, first out" accounting practice. Please contact your BTSA account manager with any questions.

COLOR SHADING TOLERANCE:

There is a shading variance tolerance on all custom orders. All color shade variances within the listed tolerance range are deemed 1st quality garment dyed product.

As BTSA's custom color dye process does not mix different SKU's into the same dye tanks, shading tolerance applies for each specific style/weight ordered and does not apply to the same color ordered across different styles and fabric weights.

Reactive and Direct Dye: 6% shade variance within a custom color order. Note that every shade of purple will have a 20% shade variance within a custom color order.

Pigment and Neon Dye:

10% shade variance within a custom color order.

Treatments such as aging, tie dye, distressing, sanding, dip dyes, etc., are all done individually by hand so each garment will have its natural imperfections. Inconsistencies are to be expected with individualized dye processes, these are to be considered 1st quality garments.

Please request a visual representation of the tolerance range from your account manager for more information.

COLORFASTNESS:

Please note that all garment dye treatments could cause dye bleeding. BTSA is not responsible for color fading as this is the nature of the garment dye process. Please follow the care instructions.

PIGMENT DYE:

CARE INSTRUCTIONS: Due to the nature of BTSA's dyeing process with pigment dye shades, loose pigments remain on the surface of the garments. This is the nature of pigment dye and some level of dye can bleed out from the garment. BTSA therefore strongly recommends washing these garments only with like-colored garments, as some of the pigment dyes may stain light or white colored garments in the wash cycle.

DECORATION CONSIDERATIONS:

Dye migration occurs when the dye color in the garment absorbs into the screen-printed ink. BTSA strongly recommends running a print test prior to printing bulk garments as BTSA is not liable for the merchandise once it has been altered. Please also be aware that if pigment dye garments are stacked too soon during the drying process in print and are not adequately cooled,

a chemical reaction can occur that creates a ghosted image of a white screen-print on the back of the shirt stacked on top. BTSA is not liable for these occurrences.

SPECIALTY DYE:

For any dye process outside of Reactive and Direct—Specialty dye and chemical wash processes create unique and natural variances in texture, distress, and shade. Variations in each dye batch are intentional and are not considered defective. Avoid contact with light colored fabric and surfaces. Follow BTSA's care instructions carefully.

Additional Disclaimer:

BTSA highly recommends that Customer run tests before approval for all processes as each wash machine, dryer and printer runs at different temperatures and results may vary.

Actual product colors may vary from colors shown on your monitor(s) as different monitors could contain different color settings.

Sample (fabric/garment) colors and bulk order colors could also vary within the selected shade tolerance range.

ORDER CONFIRMATION

All purchase orders submitted to BTSA will go through an order confirmation process. A BTSA assigned account manager will respond to purchase order submissions with a BTSA formatted order confirmation. All quantity guarantees, disclaimers, and order details must be agreed to either on the BTSA order confirmation or with email approval of the accuracy of the order summary and terms of sale.

If you did not receive a confirmation, BTSA did not receive your order. BTSA will not pay for expedited shipments on orders that were not confirmed. Please contact your account manager representative if you do not receive a confirmation.

SHIPPING DISCLAIMER

BTSA will not be responsible for non-delivery, delay, loss, or damages during transit. All merchandise will be shipped EXW. Customer is responsible for arranging freight.

Pick-up & Delivery:

BTSA will ship merchandise as specified by the Customer. All freight claims for missing or damaged merchandise must be filed directly with the carrier. Customer pick-up service is available from 8:00am to 5:00 pm PST, Monday through Friday. Please schedule ahead to confirm your order is ready to be picked up or for a pick-up time.

In-Stock Orders:

Orders not picked up or shipped out 7 days from the invoice date are subject to cancellation along with a restocking fee of up to 20%.

Custom Color Dyed Orders:

Orders for custom color dyed products not picked up or shipped out 7 days from the invoice date are subject to a storage fee of 1% of the total invoice amount per day. In addition, the customer is obligated to pay the total invoice amount. Custom color dyed orders cannot be canceled once production has started.

Shipping Discrepancies:

It is the customer's responsibility to verify that the merchandise received matches what was ordered and to resolve any claims with BTSA before garments are altered. BTSA will not accept any claims of incorrect shipments if garments have been altered.

Return Policy and Claims:

Complete Customer satisfaction is BTSA's primary goal. It is the Customer's responsibility to verify that the merchandise received matches what was ordered and to resolve any claims with BTSA before garments are altered. It is the Customer's responsibility to inspect and test all merchandise before washing, printing, or any type of decorating. Once merchandise is altered in any way (screen-printed, embroidered, relabeled, washed, dyed, embellished, etc.), BTSA will not accept any returns, claims or exchanges.

Returns, claims and exchanges must be made within 14 days of receipt of goods. Goods must be returned in original condition and accompanied by a copy of the original packing list. Returns will only be accepted with prior authorization number from BTSA account manager or customer service rep. Return shipments will be refused if not accompanied by a Return Merchandise Authorization (RMA or RA) code. Customer is responsible for all return freight charges. Samples and items on special/clearance are non-returnable.

Custom color dyed Orders:

All custom color dyed garments are not eligible for return until a claim is submitted with clear reason and evidence of garments being out of tolerance from BTSA product Garment Disclaimers listed above. All return claims for custom color dyed garments must be approved by an account manager who will issue a RMA or RA code. Custom and special orders cannot be cancelled once they have been entered into production.

All returned merchandise may be subject to a 20% restocking fee. Once your return is received and inspected by BTSA's warehouse return department, BTSA will process your refund and automatically apply a credit to the original form of payment. Please allow 7-14 business days for processing.

Any defective merchandise must be reported to a BTSA account manager within 14 days of merchandise receipt. Defective merchandise refunds will be handled on a case-by-case basis, at BTSA's sole discretion.

All sales are final on closeout items. Returns are not accepted on closeout items under any circumstances.

PRICING

Prices are in U.S. dollars, and Ex-Factory/EXW warehouse, unless otherwise stated. All prices are subject to change without notice. All orders will be shipped at prices prevailing at the time the order was confirmed. Any price disputes should be provided to BTSA in writing within 14 days of the invoice date. Any disputes and claims brought after 14 days regarding price shall be deemed time barred and waived.

Based on demand and sale, BTSA reserves the right to change or discontinue styles, colors, sizes, fabric and/or change packaging, without notice.

Please contact your account manager or BTSA Customer Service for up-to-date pricing information, stock levels, restock dates on any item. Prices, product availability and delivery conditions are subject to change without notice.

INDEMNIFICATION

CUSTOMER SHALL DEFEND, REIMBURSE, INDEMNIFY AND HOLD HARMLESS BTSA, ITS OFFICERS, DIRECTORS, EMPLOYEES, AGENTS, SUCCESSORS AND ASSIGNS (COLLECTIVELY THE "SELLER PARTIES") FROM AND AGAINST ANY AND ALL LIABILITIES, LOSSES, DAMAGES, COSTS AND EXPENSES (INCLUDING ATTORNEYS' FEES AND DISBURSEMENTS) ARISING FROM, RELATED TO, OR IN ANY WAY CONNECTED WITH (I) CUSTOMER'S BREACH OF THESE TERMS OR ANY DOCUMENT INCORPORATED BY REFERENCE, (II) CUSTOMER'S VIOLATION OF ANY APPLICABLE LAW, RULE, OR REGULATION, OR (III) CUSTOMER'S NEGLIGENCE, RECKLESSNESS, OR WILLFUL MISCONDUCT. CUSTOMER'S DUTY TO DEFEND, REIMBURSE, INDEMNIFY AND HOLD THE SELLER PARTIES HARMLESS SHALL INCLUDE, AS TO ALL CLAIMS, DEMANDS, LOSSES AND LIABILITIES TO WHICH IT APPLIES, BTSA'S PERSONNEL-RELATED COSTS, REASONABLE ATTORNEYS' FEES, COURT COSTS AND ALL OTHER CLAIM-RELATED EXPENSES.

LIMITATION OF LIABILITY

Notwithstanding anything to the contrary contained in these Terms and Conditions, under no circumstances shall BTSA be liable to the Customer for indirect, incidental, consequential, special, or other exemplary damages (even if BTSA has been notified or otherwise advised of the possibility of such damages), arising from any loss of profit, interruption of business, or any special, indirect, consequential or incidental damages arising in contract (including breach of any express or implied warranty), in tort (including strict liability or negligence) or otherwise, even if BTSA has been notified or otherwise made aware of the

possibility of such damages. This is a comprehensive limitation of BTSA's liability that applies to all losses and damages of any kind, provided that nothing in these Terms and Conditions shall be deemed to waive any liability or any implied warranty that is non-waivable as a matter of law.

WARRANTY DISCLAIMER

The garments are provided on an "as is, where is" basis. BTSA expressly disclaims all warranties, express or implied, including but not limited to, the implied warranties of fitness for a particular purpose, of merchantability, of infringement of third party rights, or any other warranty arising from a course of dealing, usage, or trade practice. Customer is solely responsible for determining the appropriate use of the garments.

FORCE MAJEURE

BTSA shall not be liable for any failure or delay in delivery or in its performance under these Terms and Conditions or otherwise due to any cause beyond BTSA reasonable control, including, without limitation, any act of war or civil insurrection, national emergencies, acts of God, fire, explosion, storm, earthquake, flood, pandemic, embargo, riots, sabotage, industry wide strikes, lockouts, labor difficulties, supplier failures, unavailability or shortages of materials, or governmental acts (collectively, "Force Majeure"). Where any product scheduled for delivery becomes unavailable as a result of a force majeure event, BTSA may, at its sole discretion, substitute such product with a comparable product.

CHOICE OF LAW - JURISDICTION

These Terms and Conditions and the Parties' relationship shall be governed by the laws of the State of California. All disputes, suits, actions, or proceedings relating to the Parties' relationship shall be brought solely in the state or federal courts located in Los Angeles, California. Each Party hereby consents to the exclusive jurisdiction and venue of the State of California in connection with such dispute, action, or proceeding and waives any defense of forum non conveniens in connection therewith.

SEVERABILITY

In the event that any provision of these Terms and Conditions conflicts with the law under which these Terms and Conditions are to be construed or if any such provision is held invalid or unenforceable by a court with jurisdiction over the Parties hereto, such provision shall be deemed to be restated to reflect as nearly as possible the original intentions of the Parties in accordance with applicable law. The remainder of these Terms and Conditions shall remain in full force and effect.

NON-WAIVER

Failure by BTSA to insist upon strict performance of any terms or conditions stated herein shall not be considered a continuing waiver of such terms and conditions or any of BTSA's rights hereunder. No express waiver shall affect any provision other than that to which the waiver is expressly applicable and only for that occurrence.

ENTIRE AGREEMENT

These Terms and Conditions, the documents issued herewith, and the accompanying specifications, purchase orders, invoices, and Master Services Agreement or Vendor Agreement, if any, constitute the entire agreement between BTSA and the Customer and no prior or contemporaneous written or oral agreement exists now which can be deemed to alter the provisions hereof. If there is a conflict between any of the documents constituting this agreement, these Terms and Conditions will control. BTSA's dealings with the Customer or silence in response to any different or inconsistent terms and conditions offered by the Customer shall not be deemed acceptance of those different terms. Customer agrees that BTSA is not bound by any representation, promise, condition, inducement or warranty, express or implied, not included in the above.



CONTACT US TO JOIN OUR COMMUNITY

EMAIL | info@btsa.us WEB | btsa.us  | [btsa.la](https://www.instagram.com/btsa.la)

HQ | 1215 W. Walnut St. Compton CA 90220 PHONE | 310.605.1950