

2026

PALISADE





Families. Luxuries. Memories. There's space for more.

You don't have to leave anything behind, especially your high expectations, when you step up to the all-new Hyundai Palisade. For 2026, we've given Palisade more room, more technology, more refinement and – thanks to the efficient, range-extending Palisade Hybrid model – more ways to enjoy big lives together.

Everywhere you look, the new Palisade is styled with distinction. From the stacked grille and daytime running light motif in front to the vertically stacked taillights in the rear, every accent is bold. And every surface is sleek. Wheels from 18 to 21 inches in size are completely unmissable – but you might miss its LED headlights, which hide until turning on with a brilliant shine.

The distinction is equally stunning – not to mention comforting – on the inside. More modern home than moving vehicle, every form feels positively sculpted. Every row is refined to relax and recharge each member of the family, with features like heated power-adjustable seats and 100W-capable USB-C ports available in all three rows.

Want to step up to the ultimate refinement? Heated and ventilated seats are available in the first two rows, as is reclining Relaxation Mode. And every Palisade offers a one-touch walk-in feature that lets passengers access the third row without removing a child seat. Best of all, every power seat can also be controlled from the driver's display – so you can be the ultimate host.

You'll know you're watching out for your guests in other ways as well, thanks to Hyundai SmartSense, our suite of advanced safety and driver-assist technologies.

Want to go farther off the paved path? Our first Palisade XRT PRO model is outfitted with all-terrain features and capabilities that take you there. It's one more way we've given you more Palisade to love.



PALISADE Calligraphy in Robust Emerald Pearl



PALISADE Calligraphy in Gray / Navy Nappa Leather

Space to reconnect. Or disconnect.

Some spaces are yours, an sanctuary. Others are for entertaining with family and friends. A rare few spaces can be both at once. That's what you've found in the grand interior of the all-new Palisade.

With configurations for up to eight people, every seat is a reward. Second-row passengers enjoy first-class comfort with available captain's chairs and the same heating and cooling features enjoyed by passengers up front. Not to be left out, the 3rd row also enjoys available power sliding, reclining and heating.

Palisade Calligraphy takes comfort to its zenith with an Ergo Motion driver seat that optimizes fit and posture to help minimize fatigue. When you're parked and it's time to unwind, a Relaxation Mode on the front seats lets you tilt back with elevating leg supports that cradle you. Relaxation Mode 2nd-row seats tilt back with airline-style foldable headrest wings added to support your head. So comfort is complete, and completely shared.

As remarkable as the seating's adjustability is the number of ways you can control them. The available power front passenger seat has easily accessible secondary controls on the inner bolster, so the driver can adjust the seat for a resting copilot or 2nd-row passengers can easily allow themselves more legroom. On Calligraphy, the driver can control all rows from the front touchscreen, making it easy to welcome passengers, help little ones get comfortable or fold 2nd- and 3rd-row seats down to accommodate luggage.

Sound surprising? Wait until you get to the cargo area. Another set of controls on the side lets you slide, tilt or fold the 2nd and 3rd rows to make space for cargo with your fingertips. When loading up your Palisade, you'll not only find more space for your things, but more places to put them as well – including a hidden compartment under the cargo floor.



Heated and ventilated 2nd-row captain's chairs with foldable headrest wings



Premium Nappa leather seating surfaces



Touchscreen seat controls



Power-folding and sliding 2nd- and 3rd-row seating



PALISADE Calligraphy in Gray / Navy Nappa Leather

Choose the way you move. And where.

The possibilities seem endless in the new Palisade. You can feel it in the way 287 hp pours from its all-new 3.5L V6 engine. In the way its 8-speed automatic transmission helps deliver that power with smoothness and efficiency. And in the way TOW Mode optimizes that power to smoothly trailer up to 5,000 lbs – with an available tow hitch hidden inside the rear bumper.¹

The Drive Mode Select system makes it possible to fine-tune that performance. Turn the knob to Sport, and your Palisade sharpens its performance edge. Choose Eco mode, and your Palisade is set up to help maximize fuel efficiency.

Vehicles equipped with available HTRAC All Wheel Drive add the innovative Terrain Mode Select system, which specially calibrates traction for driving in mud, snow or sand.

Really want to find out what's possible in a Palisade? Our first Palisade XRT PRO model is engineered with enhanced off-road capabilities to take you places you never expected. The arsenal of upgrades includes all-terrain tires, increased ground clearance and specialized technologies like electronic Limited Slip Differential, which helps keep you from spinning a rear wheel in uneven terrain. XRT PRO is a bold choice in looks as well – check out the unique black cladding, rugged wheels and red recovery hooks for when you or others need help getting unstuck.



Exclusive XRT PRO exterior styling, red recovery hooks and 18" wheels



TOW mode and up to 5,000 lbs maximum towing capacity¹



Exclusive XRT PRO interior accents



Terrain Mode Select



HTRAC All Wheel Drive with Downhill Brake Control



PALISADE XRT PRO in Earthy Brass Matte

If you want to go far, go together. And go hybrid.

According to the adage, "If you want to go quickly, go alone. If you want to go far, go together." The first-ever Palisade Hybrid helps you go farther together than you ever imagined. Augmenting its gas engine with battery electric efficiency, it can get you and your crew nearly 619 miles on a single tank of fuel.²

But you don't have to choose between quickness or range. Combining gas and electric power enhances Palisade Hybrid's performance as well, with a combined output of 329 hp and 339 lb-ft of torque. So it accelerates powerfully, then cruises with up to 34 combined MPG on Palisade Hybrid Blue SEL.²

Palisade Hybrid isn't just intelligently powered – it deploys its power in intelligent ways. With Drive Mode Select, front-wheel-drive models give you Eco, Sport and My Drive modes. HTRAC All Wheel Drive models add Terrain Mode Select for mud, snow or sand. Every Palisade Hybrid boasts TOW mode, which helps you haul up to 4,000 lbs.¹ Hybrid Limited models even come with a factory-installed tow hitch elegantly integrated into the rear bumper.

Know what else you won't see – or hear for that matter? Turbulence. Active air flaps in front and aero covers below combine with a rear spoiler and lower diffuser to smooth out the airflow over, under and around Palisade – minimizing drag, maximizing mileage and muffling wind noise. Palisade Hybrid's quiet efficiency is even on display when not driving. Hybrid Stay Mode will power your climate control and entertainment when parked. So you can enjoy those rare moments of calm while you wait or work without having to idle the engine.



PALISADE Hybrid in Ecotronic Gray



8-speed automatic transmission with paddle shifters



Hybrid Stay Mode for battery-powered comfort at rest



All-new advanced hybrid powertrain



PALISADE Hybrid Calligraphy in Robust Emerald Pearl

Elevate your sense of safety.

As our flagship 3-row SUV, Palisade is our highest expression of Hyundai. Which means it comes loaded with the highest levels of Hyundai SmartSense safety technologies. Using an integrated system of cameras, radar sensors and ultrasonic sensors, SmartSense monitors your surroundings from nearly every angle to help avoid potential hazards.³

Forward Collision-Avoidance Assist scans the road ahead, detecting potential collisions with other vehicles, pedestrians or cyclists.⁴ Lane Following Assist,⁵ together with features like Blind-Spot Collision Warning⁶ and Safe Exit Assist,⁷ help monitor your Palisade's flanks. Behind you, a rearview camera and Rear Cross-Traffic Collision-Avoidance Assist technology have your back.⁸

Two more available innovations help you see from entirely new perspectives. A Blind-Spot View Monitor helps negotiate lane changes by showing video of either blind spot on the digital instrument cluster after you activate your turn signal.⁹ Surround View Monitor gives you an overhead view of your Palisade and its surroundings to assist in managing tricky parking maneuvers.¹⁰

Hyundai SmartSense Technologies

Safe Exit Assist | Advanced Rear Occupant Alert **6**

Blind-Spot Collision-Avoidance Assist **2**

4 Lane Following Assist

Rear Cross-Traffic Collision-Avoidance Assist **3**

1 Forward Collision-Avoidance Assist

5 Highway Driving Assist





1. Forward Collision-Avoidance Assist

When the front-facing camera and radar detect a vehicle, pedestrian or cyclist in your path, or an oncoming car when turning left in an intersection, your Hyundai warns you of a potential collision. If necessary, the system may automatically apply emergency braking to help avoid a collision.⁴



2. Blind-Spot Collision-Avoidance Assist

If your Hyundai detects a vehicle in your blind spot while the turn signal is on, this available feature alerts the driver and automatically applies opposite steering before you change lanes to help avoid a collision. It can also detect vehicles up to two lanes over to help prevent collisions when exiting a parallel parking spot.¹¹



3. Rear Cross-Traffic Collision-Avoidance Assist

Backing out of a parking space and wondering if there's cross traffic? First, check the available full-display digital rearview mirror. Once you are in reverse, Rear Cross-Traffic Collision-Avoidance Assist warns of detected vehicles approaching from the side. If necessary, your Palisade may automatically apply braking to help prevent a collision.⁸



4. Lane Following Assist

Using the vehicle's front-facing camera to detect lane markers on the road, this feature assists the driver's steering to help keep you centered in your lane. It even helps determine a virtual path based on the movements of the preceding vehicle.⁵ Meanwhile, haptic feedback through the steering wheel helps remind you to keep your hands on the wheel.



5. Highway Driving Assist

Acting as your copilot on freeways, this feature helps keep you centered in your lane while also maintaining a set speed and distance from the vehicle in front. It uses navigation map data to automatically adjust for changing speed limits and reduce your speed when it detects you're approaching a curve in the road. The system can even respond to vehicles that drive too close in the adjacent lane and assist in making lane changes.¹²



6. Safe Exit Assist | Advanced Rear Occupant Alert

An available occupant sensor in the headliner scans for rear seat movement after you exit and lock your Palisade. If movement by a child or pet is detected, it sounds the horn, flashes its lights and sends an alert to your phone.¹³ Safe Exit Assist issues an alert when a vehicle is detected to be approaching from behind, letting you know it may not be safe for passengers to open the street-side door.⁷

Get comfortable with technology.

In Palisade, refinement extends from its premium design to the intelligent technologies throughout. Set your eyes on the big, bright 12.3" high-resolution central infotainment screen. It seamlessly flows with the available 12.3" digital gauge cluster to form a panoramic display. Next, simply speak to the new Alexa Built-in feature, which enables voice control of navigation, media, smart home devices and select vehicle functions using Amazon's voice assistant.¹⁴

If that doesn't charge you up, this will: 100W-capable USB-C ports for every passenger – powerful enough to energize a laptop. You can converse with all 3 rows without raising your voice thanks to the Passenger Talk in-car intercom. Then you can take tech to the next level with available Hyundai Digital Key 2 Premium, which lets you unlock doors and start your engine using your compatible smartphone or smartwatch.¹⁵

When you step up to the SEL Premium trim, side mirrors auto dim and power fold, while ambient lighting sets the mood with 64 color choices. Palisade Limited elevates that ambiance with 14-speaker Premium Audio by Bose,[®] which uses SoundTrue technology to enhance digital audio to sound the way the artist performed it. Listen like it's your own studio, with acoustic glass helping block outside noise. Or bring in the world above with Limited's dual-pane sunroof.

Consider yourself a true technophile? Then consider the Calligraphy trim with integrated dash cams recording both forward and rearward while driving or parked.¹⁶ Your displays multiply with a 12" Head-Up Display overlaying the windshield, and a camera-based digital rearview mirror that offers unobstructed views even when the cabin is full. The deluxe center console offers ample storage and a UV-C sterilizer for devices.¹⁷ Palisade technology is pure AI – Absolutely Ingenious.



Dual 12.3" panoramic curved displays



HD Radio™
Technology

Wireless Android Auto™
& Apple CarPlay®

SiriusXM®
Satellite Radio

Dynamic Voice
Recognition



Digital Key 2 Premium



100W high-output USB-C ports



Integrated front and rear dash cams



Power tilt-and-slide sunroof



PALISADE Calligraphy in Gray / Navy Nappa Leather

Experience Bluelink+: No fees. No trial. No worries.

When we introduced Bluelink+, Hyundai became the first automotive brand to offer its suite of connected car features. Our MyHyundai with Bluelink app turns your compatible smartphone, smartwatch or smart home assistant into a Bluelink remote control that can unlock your Palisade's doors and start the engine and climate controls before you walk out the door.²⁰

Bluelink features technologies designed to help keep you safe and supported – from automatic collision notifications and automatic emergency assistance if your airbags deploy to enhanced roadside assistance that sends your exact location to a roadside assistance associate.¹⁹ Bluelink also includes helpful maintenance features like remote diagnostics and monthly vehicle health reports to keep your Hyundai running its best. All members.²¹ As the primary driver, you control when a shared key can be used – and you can pause or end shared-key access at any time.



Automatic Emergency Assistance

Bluelink offers you 24/7 SOS Emergency Assistance as well as Automatic Collision Notification that calls for help if you're in an accident where your vehicle's airbags deploy.¹⁹



Over-the-Air Software Updates

Convenience is taken to the next level with Over-the-Air software updates that keep the infotainment and navigation systems up-to-date without requiring a dealership trip.²²



Remote Vehicle Controls

Your compatible smartphone, smart speaker or wearable device can remotely start your Palisade's engine, unlock the vehicle's doors, set the cabin temperature and more.



Surround View Monitor

Keep an eye on your parked vehicle using the available Surround View Monitor smartphone feature. Access its four exterior cameras or an overhead view with a few taps in the app.



Digital Features and Services

Wirelessly add features and personalize your Palisade with downloads like display themes, new expressions of Dynamic Welcome Lighting and the latest Wi-Fi + Streaming apps.²³



Hyundai Pay

Paying to charge or park is easy with the Hyundai Pay feature. It lets you find and complete payments for fueling or reserve parking directly from your vehicle touchscreen.²⁴



PALISADE Calligraphy in Robust Emerald Pearl

PALISADE SE

3.5L GDI/MPI V6 Engine



287 HP

260 LB-FT

Popular Features

- 12.3" navigation system with Highway Driving Assist
- Blind-Spot Collision Warning and Rear Cross-Traffic Collision-Avoidance Assist
- Parking Distance Warning – Reverse/Forward
- 100W USB-C ports for all rows and Over-the-Air software updates
- Wireless Android Auto™ and Apple CarPlay®

PALISADE SEL Premium

3.5L GDI/MPI V6



287 HP

260 LB-FT

Popular Features

- Surround View Monitor and Blind-Spot View Monitor
- Integrated Memory System for driver's seat and side mirrors
- Heated 2nd-row seats and heated steering wheel
- Ventilated front and 2nd-row seats
- Ambient LED interior lighting

PALISADE Calligraphy

3.5L GDI/MPI V6 Engine



287 HP

260 LB-FT

Popular Features

- Premium Nappa leather-trimmed seating surfaces
- Center console with UV-C sterilization lighting
- Ergo Motion Driver Seat and front / 2nd-row seats with Relaxation Mode
- Full-display digital rearview mirror with HomeLink®
- Highway Driving Assist 2 and Blind-Spot Collision-Avoidance Assist

PALISADE SEL

3.5L GDI/MPI V6 Engine



287 HP

260 LB-FT

Popular Features

- 2nd-row captain's chairs and manual window curtains
- H-Tex® seating surfaces with heated front seats
- 8-way power driver seat with 2-way lumbar support
- Raised roof side rails and wireless phone charger
- Height-adjustable hands-free smart liftgate with auto-open

PALISADE XRT PRO

3.5L GDI/MPI V6 Engine



287 HP

260 LB-FT

Popular Features

- Electronic Limited Slip Differential (e-LSD)
- All-terrain tires and higher ground clearance
- Factory-installed tow hitch
- Ventilated front seats and heated steering wheel
- HTRAC All Wheel Drive

SEL & SEL Premium 8-Passenger Seating Option

8-passenger 2nd-row bench seating (replaces captain's chairs)

PALISADE

EPA MPG Estimates (City/Highway/Combined)

19/25/31 MPG ^{8-Speed Automatic Transmission}

FWD SE / SEL / SEL Convenience / SEL Premium / Limited / Calligraphy

18/24/20 MPG ^{8-Speed Automatic Transmission}

AWD SE / SEL / SEL Convenience / SEL Premium / Limited / Calligraphy

16/22/19 MPG ^{8-Speed Automatic Transmission}

AWD XRT PRO

EPA estimates for comparison only. Mileage may vary. Actual mileage will vary based on options, driving conditions, driving habits and the vehicle's condition.

PALISADE SEL Convenience

3.5L GDI/MPI V6 Engine

287 HP

260 LB-FT

Popular Features

- Digital Key 2 Premium and wireless phone charger
- 2nd-row captain's chairs and manual side window curtains
- H-Tex®-trimmed seating surfaces with heated front seats
- Power tilt-and-slide sunroof
- Height-adjustable hands-free smart liftgate with auto-open

PALISADE Limited

3.5L GDI/MPI V6 Engine

287 HP

260 LB-FT

Popular Features

- Dual-pane sunroof
- Gloss black exterior accents
- Leather-trimmed seating surfaces
- Heated 3rd-row seats
- Power-folding and reclining 3rd-row seats

HTRAC All Wheel Drive Option

HTRAC AllWheelDrive

Terrain Mode Select (mud, snow, sand)

Downhill Brake Control

TOW mode



PALISADE Hybrid Blue SEL FWD / SEL AWD

2.5L Turbo GDI Hybrid Engine

329 HP

339 LB-FT



Popular Features

- Proximity Key with push-button start
- Side mirrors with turn signal indicators
- 12.3" navigation system with Highway Driving Assist
- H-Tex® seating surfaces with heated front seats
- 8-way power driver seat with 2-way lumbar support
- 100W USB-C ports for all rows and Over-the-Air software updates
- Height-adjustable hands-free smart liftgate with auto-open

PALISADE Hybrid Calligraphy

2.5L Turbo GDI Hybrid Engine

329 HP

339 LB-FT



Popular Features

- Integrated front and rear dash cams
- Premium Nappa leather-trimmed seating surfaces
- Center console with UV-C sterilization lighting
- Ergo Motion Driver Seat and front / 2nd-row seats with Relaxation Mode
- Remote Smart Parking Assist
- Full-display digital rearview mirror with HomeLink®
- Highway Driving Assist 2 and Blind-Spot Collision-Avoidance Assist

PALISADE Hybrid Blue SEL Premium FWD / SEL Premium AWD

2.5L Turbo GDI Hybrid Engine

329 HP

339 LB-FT



Popular Features

- Surround View Monitor and Blind-Spot View Monitor
- Power tilt-and-slide sunroof
- Power-folding outside mirrors with auto-dimming
- Integrated Memory System for driver's seat and side mirrors
- Heated 2nd-row seats and heated steering wheel
- Ventilated front and 2nd-row seats
- Ambient LED interior lighting
- Digital Key 2 Premium
- Auto-dimming rearview mirror with HomeLink®
- Parking Collision-Avoidance Assist – Rear

SEL & SEL Premium 8-Passenger Seating Option

8-passenger 2nd-row 60/40 split bench seating (replaces captain's chairs)

PALISADE Hybrid EPA MPG Estimates (City/Highway/Combined)

33/35/34 MPG

6-Speed Automatic Transmission

31/32/31 MPG

6-Speed Automatic Transmission

29/30/29 MPG

6-Speed Automatic Transmission

FWD Blue SEL / Blue SEL Premium

FWD Limited / Calligraphy

AWD SEL / SEL Premium / Limited / Calligraphy

EPA estimates for comparison only. Mileage may vary. Actual mileage will vary based on options, driving conditions, driving habits and the vehicle's condition.

PALISADE Hybrid Limited

2.5L Turbo GDI Hybrid Engine

329 HP

339 LB-FT



Popular Features

- Dual-pane sunroof
- Gloss black exterior accents
- Leather-trimmed seating surfaces
- Heated 3rd-row seats
- Power-folding and reclining 3rd-row seats
- Bose® premium audio with 14 speakers
- Acoustic-laminated rear side glass
- Factory-installed tow hitch
- 115V power outlet
- 20" alloy wheels

HTRAC All Wheel Drive Option

HTRAC All Wheel Drive

Downhill Brake Control

Terrain Mode Select (mud, snow, sand)

TOW mode

Exterior Dimensions

PALISADE HYBRID

Wheelbase	116.9 in	←
Overall Length (Calligraphy / XRT PRO)	199.2 (199.4 / 200.4) in	←
Overall Width	78.0 in	←
Overall Height without roof side rails	69.5 in	←

Interior Dimensions

PALISADE HYBRID


Headroom – front (with sunroof)	41.5 (40.1) in	←
Headroom – 2nd row (with sunroof)	40.7 (40.0) in	←
Headroom – 3rd row (with sunroof)	37.8 (37.7) in	←
Legroom – front / 2nd row / 3rd row	44.2 / 43.0 / 32.1 in	←

Interior Dimensions

PALISADE HYBRID

Shoulder Room – front / 2nd row (with sunshades) / 3rd row	61.4 / 61.0 (60.6) / 55.6 in	159.6 cu ft
Passenger Volume		161.9 cu ft
Cargo Capacity – behind front / 2nd row / 3rd row	86.7 / 46.3 / 19.1 cu ft	
Total Interior Volume		181.0 cu ft


Interior Colors




Black Cloth
SE




Gray Cloth
SE



Black H-Tex®
SEL / SEL C / SEL P /
XRT PRO
Hybrid Blue SEL / SEL P
Hybrid SEL / SEL P



Gray H-Tex®
SEL / SEL C / SEL P /
Hybrid Blue SEL / SEL P
Hybrid SEL / SEL P



Black Leather
Limited
Hybrid Limited



Gray Leather
Limited
Hybrid Limited



Black Nappa Leather
Calligraphy
Hybrid Calligraphy




Gray/Navy Nappa Leather
Calligraphy
Hybrid Calligraphy



Brown Nappa Leather
Calligraphy
Hybrid Calligraphy

SEL C = SEL Convenience Trim SEL P = SEL Premium Trim Hybrid SEL P = Hybrid SEL Premium Trims


Exterior Colors



Creamy White Pearl




Ecotronic Gray Pearl




Pacific Sapphire Pearl




Abyss Black Pearl



Cast Iron Brown Pearl
Not available on
SE trim



Titan Charcoal Pearl
Not available on
SE trim




Typhoon Silver Metallic
Not available on
SE / XRT PRO trims



Galaxy Maroon Pearl
Not available on
XRT PRO trim



Robust Emerald Pearl
Available exclusively on
Calligraphy trim



Earthy Brass Matte
Available exclusively on
XRT PRO / Calligraphy trims

Wheels

18" Alloy Wheel
SE / SEL /
SEL Convenience /
SEL Premium



18" Alloy Wheel
Hybrid Blue
SEL / SEL Premium
Hybrid
SEL / SEL Premium



18" Alloy Wheel
XRT PRO



20" Alloy Wheel
Limited /
Hybrid Limited



21" Alloy Wheel
Calligraphy /
Hybrid Calligraphy



PALISADE

Power&Handling	SE	SEL	SEL C	SEL P	XRT	Ltd	Calli
287 hp / 260 lb-ft, 3.5L GDI/MPI V6 engine with Idle Stop & Go	●	●	●	●	●	●	●
8-speed automatic transmission	●	●	●	●	●	●	●
Column-mounted Shift-by-Wire gear selector with paddle shifters	○	○	○	○	●	●	○
HTRAC All Wheel Drive	●	●	●	●	●	○	●
Drive Mode Select	●	●	●	●	●	●	●
Electronic Parking Brake with Automatic Vehicle Hold	●	●	●	●	●	●	●
Auto-leveling rear suspension	●	●	●	●	●	●	●
Trailer Sway Control	●	●	●	●	●	●	●
5,000-lbs towing capacity	●	●	●	●	●	●	●
Exterior Features	SE	SEL	SEL C	SEL P	XRT	Ltd	Calli
Automatic on/off headlights and High Beam Assist	●	●	●	●	●	●	●
LED Daytime Running Lights and LED taillights	●	●	●	●	●	●	●
LED projector-type headlights with LED accents	—	—	—	—	●	●	—
Gloss black and chrome front grille	—	—	—	—	●	—	—
Exclusive Calligraphy front and rear fascias	—	—	—	—	—	—	—
Exclusive XRT PRO front and rear fascias	—	—	—	—	●	—	—
Black outside door handles and side mirrors	—	—	—	—	●	—	—
Acoustic-laminated windshield and front side glass	●	●	●	●	●	●	●
Acoustic-laminated rear side glass	—	—	—	—	—	●	●
Side mirrors with turn signal indicators	—	●	●	●	●	●	●
Power-folding side mirrors with auto-dimming	—	—	—	●	—	●	●
Raised roof side rails	—	●	●	●	●	●	●
Power tilt-and-slide sunroof	—	—	●	—	—	—	●
Dual-pane sunroof	—	—	—	—	—	—	●
Rear camera washer	●	●	●	●	●	●	●
Height-adjustable hands-free smart liftgate with auto-open Rain-sensing windshield wipers	—	—	—	—	—	—	●
Interior & Convenience Features	SE	SEL	SEL C	SEL P	XRT	Ltd	Calli
Proximity Key with push-button start	—	●	●	●	●	●	●
12.3" digital instrument cluster	—	—	—	—	●	—	●
Full color Head-up Display	—	—	—	—	●	—	●
Ambient LED interior lighting	●	●	—	●	●	●	●
Leather-wrapped tilt-and-telescopic steering wheel	●	●	●	●	●	●	●
Tri-zone automatic temperature control and auto-defogging windshield	●	○	—	○	●	—	—
8-passenger seating (2 + 3 + 3)	—	●	●	●	—	●	●
7-passenger seating with 2nd-row captain's chairs	—	—	—	—	●	●	—
Power-folding and reclining 3rd-row seats	—	●	●	—	—	—	—
8-way power driver seat with 2-way lumbar support	—	—	—	●	—	●	●
8-way power driver seat with 4-way lumbar support	—	—	●	●	—	●	●
8-way power front passenger seat with 2-way lumbar support	—	—	—	—	—	—	●
Ergo Motion Driver Seat and 2nd-row wing-out headrests	—	—	—	—	—	—	—

● Standard ○ Optional — Not Available

Interior & Convenience Features	SE	SEL	SEL C	SEL P	XRT	Ltd	Calli
Front and 2nd-row seats with Relaxation function	—	—	—	—	—	—	●
Integrated Memory System for driver's seat and side mirrors	—	—	—	●	—	●	●
H-Tex®-trimmed seating surfaces	—	●	●	●	●	—	—
Leather-trimmed seating surfaces	—	—	—	—	—	●	—
Premium Nappa leather-trimmed seating surfaces	—	—	—	—	—	—	●
Microfiber suede headliner	—	—	—	—	—	—	●
Heated front seats	—	●	●	●	●	●	●
Ventilated front seats	—	—	—	●	●	●	●
Heated and ventilated 2nd-row seats	—	—	—	●	—	●	●
Heated 3rd-row seats	—	—	—	—	—	●	●
Heated steering wheel	—	—	—	●	●	●	●
2nd-row side window sunshades	—	●	●	●	●	●	●
Remote Smart Parking Assist	—	—	—	—	—	—	●
Auto-dimming rearview mirror without with HomeLink® Full-display digital rearview mirror with HomeLink® Navigation-based Smart Cruise Control with Stop & Go	—	●	●	●	●	●	●
Advanced Safety Features	SE	SEL	SEL C	SEL P	XRT	Ltd	Calli
Forward Collision-Avoidance Assist with Pedestrian/Cyclist Detection, Junction Turning Detection and Direct Oncoming Lane Keeping Assist and Lane Following Assist	●	●	●	●	●	●	●
Driver Attention Warning and Forward Attention Warning	●	●	●	●	●	●	●
Safe Exit Assist and Rear Occupant Alert	—	●	●	●	●	●	●
Blind-Spot Collision Warning	—	●	●	●	●	●	●
Blind-Spot Collision-Avoidance Assist	—	—	—	●	●	●	●
Blind-Spot View Monitor and Surround View Monitor	—	—	—	●	●	●	—
Highway Driving Assist (HDA HDA 2)	—	—	—	●	●	●	●
Parking Distance Warning — Reverse/Forward	●	●	●	●	●	●	●
Parking Distance Warning — Side	—	●	●	●	●	●	—
Rear Cross-Traffic Collision-Avoidance Assist	●	●	—	●	●	●	●
Parking Collision-Avoidance Assist — Reverse	●	—	—	—	—	—	●
	SE	SEL	SEL C				Calli
12.3" navigation system and Over-the-Air software updates	●	●	●	●	●	●	●
SiriusXM® Satellite Radio and HD Radio™	●	●	●	●	●	●	●
Wireless Android Auto™ and Apple CarPlay®	●	●	●	●	●	●	●
Bose® premium audio with 14 speakers	—	●	●	●	●	●	—
Wireless phone charger	—	●	●	●	●	●	—
Digital Key 2 Premium	—	●	●	●	●	●	—
Bluelink+ Connected Car System	—	●	●	●	●	●	—
Integrated dash cams — Front/Rear	—	●	●	●	●	●	—
100W USB-C ports: Front (3 charge), 2nd & 3rd rows (2 charge)	●	●	●	●	●	●	—
Wi-Fi + Streaming and Alexa Built-in	●	●	●	●	●	●	—

SEL C = SEL Convenience Trim SEL P = SEL Premium Trim XRT = XRT PRO Trim Ltd = Limited Trim Calli = Calligraphy Trim

PALISADE Hybrid

Power&Handling	Blue SEL / SEL	Blue P / SEL P	Limited	Calligraphy
329 net hp Smartstream 2.5L Turbo GDI 4-cylinder hybrid engine with 67 kW high-power density motors	●	●	●	●
6-speed automatic transmission	●	●	●	●
Column-mounted Shift-by-Wire gear selector with paddle shifters	○	○	●	○
HTRAC All Wheel Drive	●	●	○	●
Drive Mode Select	●	●	●	●
Electronic Parking Brake with Automatic Vehicle Hold	●	●	●	●
Auto-leveling rear suspension	●	●	●	●
Trailer Sway Control	●	●	●	●
4,000-lbs towing capacity	●	●	●	●
Exterior Features			Limited	
Automatic on/off headlights and High Beam Assist	●	●	●	●
LED Daytime Running Lights and LED taillights	—	—	●	●
LED projector-type headlights with LED accents	●	●	●	●
Gloss black and chrome front grille	●	●	●	●
Exclusive Calligraphy front and rear fascias	—	—	—	●
Rear spoiler with wide LED brake light	●	●	●	●
Acoustic-laminated windshield and front side glass	●	●	●	●
Acoustic-laminated rear side glass	—	●	●	●
Heated side mirrors	●	●	●	●
Side mirrors with turn signal indicators	—	●	●	—
Power-folding side mirrors with auto-dimming	—	●	●	●
Raised roof side rails	—	●	●	●
Power tilt-and-slide sunroof	●	●	—	●
Dual-pane sunroof	—	—	●	●
Rear camera washer	●	●	●	●
Height-adjustable hands-free smart liftgate with auto-open Rain-sensing windshield wipers	●	●	●	●
Interior & Convenience Features			Limited	
Proximity Key with push-button start	—	●	●	●
12.3" digital instrument cluster	●	●	●	●
Full color Head-up Display	○	○	●	—
Ambient LED interior lighting	●	—	—	●
Leather-wrapped tilt-and-telescopic steering wheel	—	—	●	—
Tri-zone automatic temperature control and auto-defogging windshield	●	—	●	●
8-passenger seating (2 + 3 + 3)	—	●	●	●
7-passenger seating with 2nd-row captain's chairs	—	●	—	—
Power-folding and reclining 3rd-row seats	—	—	●	—
8-way power driver seat with 2-way lumbar support	—	—	●	—
8-way power driver seat with 4-way lumbar support	—	—	—	—
8-way power front passenger seat with 2-way lumbar support	—	—	●	—

Interior & Convenience Features	Blue SEL / SEL	Blue P / SEL P	Limited	Calligraphy
Ergo Motion Driver Seat and 2nd-row wing-out headrests	—	—	—	●
Front and 2nd-row seats with Relaxation function	—	—	—	●
Integrated Memory System for driver's seat and side mirrors	—	●	●	—
H-Tex®-trimmed seating surfaces	●	●	—	—
Leather-trimmed seating surfaces	—	—	●	●
Premium Nappa leather-trimmed seating surfaces	—	—	—	●
Microfiber suede headliner	—	—	—	●
Heated front seats	—	●	—	●
Ventilated front seats	●	●	●	●
Heated and ventilated 2nd-row seats	—	●	●	●
Heated 3rd-row seats	—	—	●	●
Heated steering wheel	—	●	●	●
2nd-row side window sunshades	—	●	●	●
Remote Smart Parking Assist	—	—	—	—
Auto-dimming rearview mirror without with HomeLink®	—	—	—	●
Full-display digital rearview mirror with HomeLink®	●	—	—	●
Navigation-based Smart Cruise Control with Stop & Go	—	—	—	●
Advanced Safety Features			Limited	
Forward Collision-Avoidance Assist with Pedestrian/Cyclist Detection, Junction Turning Detection and Direct Oncoming	●	●	●	●
Lane Keeping Assist and Lane Following Assist	●	●	●	●
Driver Attention Warning and Forward Attention Warning	●	—	●	●
Safe Exit Assist and Rear Occupant Alert	—	—	●	—
Blind-Spot Collision Warning	—	—	●	—
Blind-Spot Collision-Avoidance Assist	—	●	—	—
Blind-Spot View Monitor and Surround View Monitor	—	●	—	●
Highway Driving Assist (HDA HDA 2)	—	●	—	—
Parking Distance Warning – Reverse/Forward	●	●	●	—
Parking Distance Warning – Side	●	●	●	●
Rear Cross-Traffic Collision-Avoidance Assist	—	●	●	●
Parking Collision-Avoidance Assist – Reverse	●	●	●	—
12.3" navigation system and Over-the-Air software updates	Blue SEL / SEL	—	Limited	—
SiriusXM® Satellite Radio and HD Radio™	●	●	●	●
Wireless Android Auto™ and Apple CarPlay®	●	●	●	●
Bose® premium audio with 14 speakers	—	●	●	●
Wireless phone charger	●	—	●	●
Digital Key 2 Premium	—	●	●	●
Bluetooth® Connected Car System	●	●	●	—
Integrated dash cams – Front/Rear	—	—	●	—
100W USB-C ports: Front (3 charge), 2nd & 3rd rows (2 charge)	●	—	—	—
Wi-Fi + Streaming and Alexa Built-in	●	—	●	—

● Standard ○ Optional — Not Available

Blue P = Blue SEL Premium Trim SEL P = SEL Premium Trim

America's Best Warranty

POWERTRAIN LIMITED WARRANTY

10 YEARS 100,000 MILES

NEW VEHICLE LIMITED WARRANTY

5 YEARS 60,000 MILES

ANTI-PERFORATION WARRANTY

7 YEARS UNLIMITED MILES 5 YEARS UNLIMITED MILES

24/7 ROADSIDE ASSISTANCE



Owner Assurance

Our commitment to Hyundai owners does not end with the transfer of keys. Wherever the road takes you, we have got your back with Hyundai Owner Assurance, an umbrella of services and benefits that includes America's Best

Warranty, 24/7 Roadside Assistance, innovative safety and car care features...

America's Best Warranty claim based on total package of warranty programs. See your Hyundai dealer for LIMITED WARRANTY details and HyundaiUSA.com/Assurance for Owner Assurance details and limitations. While the information contained in this brochure is based on the latest information available at the time of publication, specifications and equipment can change. Feature comparisons based on competitor information available at the time of publication. Although the information in this brochure is believed to be correct, accuracy cannot be guaranteed. No warranty or guarantee is being extended in this brochure, and Hyundai reserves the right to change product specifications and equipment at any time, without notice, without incurring obligations. Some vehicles are shown with optional equipment. Specifications apply to U.S. vehicles only. Please contact your Hyundai dealer or visit HyundaiUSA.com for current vehicle specifications or details on any of the programs or services listed here.

Footnotes

¹Towing capacity varies by configuration. Non-hybrid PALISADE's 5,000 lb. and PALISADE Hybrid's 4,000 lb. maximum towing capacity requires a trailer equipped with trailer brakes. See Owner's Manual for proper use and additional information. ² Estimated 619 mile driving range for 2026 PALISADE Hybrid SEL FWD and Hybrid SEL Premium FWD based on a full tank of gas (18.2 gallons) and EPA-estimated 34 Combined MPG. Estimated ranges for other trims vary. ³ 2026 PALISADE Hybrid SEL FWD and Hybrid SEL Premium FWD: 33 City/35 Hwy/34 Combined MPG. All figures are EPA estimates and for comparison purposes only. Actual mileage may vary with options, driving conditions, driving habits and vehicle's condition. ⁴ Safety features vary by model and trim level. For details, refer to the Features chart in the back of this brochure or visit HyundaiUSA.com. ⁵ Forward Collision-Avoidance Assist with Pedestrian, Cyclist and Junction Turning Detection is intended to be a supplement to safe driving practices. The system is not designed to detect certain stationary objects such as trees or poles, and may not detect all vehicles, pedestrians or cyclists under certain conditions. The system's Junction Turning function operates when the vehicle's left turn signal is activated, the vehicle is traveling between approximately 6-19 mph and the oncoming vehicle's speed is between approximately 19-44 mph. The system is a driver assistance system and is not a substitute for safe driving. The driver is responsible for being attentive and maintaining control of the vehicle, and should not wait for the system's alerts before braking as there may not be sufficient time to brake safely. See Owner's Manual for further details and limitations. ⁶ Lane Following Assist (LFA) helps keep your vehicle centered in its lane only when the lane markings are clearly visible on the road. LFA will not work under all circumstances and will not prevent loss of control. LFA is a supplemental assist and does not replace the need for extreme care and attention by the driver. See Owner's Manual for details and limitations. ⁷ Blind-Spot Collision Warning (BCW) assists the driver by warning of other cars in the blind-spot region. It senses the rear-side territory of the vehicle when it is traveling over 20 mph. There are limitations to the function, range, detection and clarity of the system. It will not detect all vehicles or objects in the blind spot. Its operation depends on the size, distance, angle and relative speed difference between your Palisade and other vehicles. BCW may not operate if sensors are obscured in any way. Do not rely exclusively on BCW. BCW is a supplemental system, and the driver must still be attentive and exercise caution when driving. It is the driver's responsibility to be aware of the surroundings and ensure it is clear before changing lanes or directions. See Owner's Manual for details and limitations. ⁸ When the vehicle is parked, Safe Exit Assist (SEA) can alert the driver when a vehicle is approaching from behind. When Child Locks are active, SEA prevents initial disabling of the child safety locks if a vehicle approaching from behind is detected. SEA does not work in all situations and is not a substitute for driver or passenger attentiveness. Always be aware of your surroundings and attentive to approaching vehicles. See Owner's Manual for details and limitations. ⁹ Rear Cross-Traffic Collision-Avoidance Assist (RCCA) can alert the driver of a potential collision by providing an audible warning and/or applying braking. RCCA is active when the vehicle is in reverse gear and operating at low speeds. Never rely exclusively on RCCA. RCCA cannot prevent all collisions and may not provide alerts or braking in all conditions. Always look over your shoulder and use your mirrors to confirm rear clearance. There are limitations to the function, detection, range and clarity of the system. See Owner's Manual for details and limitations. ¹⁰ Blind-Spot View Monitor (BVM) assists the driver in changing lanes by providing a live view of the blind spots on either side of the vehicle and an audible alert if another vehicle is detected. The turn signal must be activated and other system limitations apply. Do not rely exclusively on BVM. It is the driver's responsibility to be aware of the surroundings and ensure it is clear before changing lanes or directions. See Owner's Manual for details and limitations. ¹¹ Surround View Monitor (SVM) is a parking support system. The SVM cannot completely eliminate blind spots, may not detect every object, and does not warn of moving objects. Always check your surroundings before moving your vehicle. See Owner's Manual for details and limitations. ¹² Blind-Spot Collision-Avoidance Assist (BCA) can assist the driver by warning of other cars in the blind spot region. While your turn signal is on, it can alert you visually, by sound and/or by haptic feedback as well as apply corrective steering to help prevent an unsafe lane change if a collision is detected. It senses the rear side territory of the vehicle when it is traveling over approximately 12 mph. There are limitations to the function, range, detection and clarity of the system. It will not detect all vehicles or objects in the blind spot. Its operation depends on the size, distance, angle and relative speed difference between your car and other cars. BCA may not operate if sensors are obscured in any way. Do not rely exclusively on BCA. BCA is a supplemental system, and the driver must still be attentive and exercise caution when driving. It is important to always signal, look over your shoulder and through your mirrors before changing lanes. It is the driver's responsibility to be aware of the surroundings and ensure it is clear before changing lanes or directions. See Owner's Manual for further details and limitations. ¹³ Highway Driving Assist (HDA) and Highway Driving Assist 2 (HDA 2) are for highway use only and can help keep the vehicle centered in its lane while maintaining a safe distance from the vehicle ahead only when the lane markings are clearly visible on the road. HDA and HDA 2 should not be used in poor weather, heavy or varying traffic, or on winding or slippery roads, and will not work under all circumstances nor prevent loss of control. Driver remains responsible to slow or stop the vehicle to avoid a collision. See Owner's Manual for details and limitations. ¹⁴ When the vehicle is parked and the engine has been turned off, Advanced Rear Occupant Alert (AROA) can help alert the driver if it detects movement from a child or pet. Upon exiting and locking the vehicle, AROA may provide visual, audible, and/or BlueLink+ alerts if the interior sensors detect movement. AROA is not a substitute for driver attentiveness. Never leave a child or pet unattended in a vehicle. BlueLink+ notification requires a properly equipped vehicle with an active BlueLink+ account. See Owner's Manual for details and limitations. ¹⁵ Access to Alexa Built-in requires a trial or paid subscription package that includes Alexa Built-in, an active Amazon account and an active Hyundai BlueLink account subject to the Connected Services Terms and Conditions. Cellular coverage is required. Certain Alexa Built-in features may require linking music or other services. Original owners of new 2026 Hyundai PALISADE and PALISADE Hybrid vehicles receive a complimentary limited trial of Alexa Built-in. A paid subscription package that includes Alexa Built-in is required upon end of limited trial. Alexa Built-in service, features, specifications, fees and availability are subject to change without notice. Amazon, Alexa and all related marks are trademarks of Amazon.com, Inc. or its affiliates. See Electronic Manual for further details and limitations. ¹⁶ Digital smartphone key requires a compatible smartphone and an appropriately equipped Hyundai vehicle. Not all smartphones are compatible. Hyundai vehicle must be equipped with smart key with push button start, wireless device charging, and Audio Video Navigation System 5.0 (or newer) or Display Audio 2.0. Tap to lock/unlock function works on front doors only. Requires MyHyundai with BlueLink app and active BlueLink account. Please visit MyHyundai.com for information on compatible devices. Features and specifications subject to change. See your Owner's Manual for details and limitations. ¹⁷ The legality of recording, storing and using videos and/or audio recordings from the dash cam depends on the laws and regulations applicable in the jurisdiction where you operate the vehicle. The user is solely responsible for consulting and complying with all applicable laws and regulations. Hyundai does not have access to any recordings or data gathered via the dash cam. Several factors can impact dash cam performance and the dash cam may not record in all situations. The driver should not control the dash cam while driving. See your Owner's Manual for additional details and limitations. ¹⁸ UV-C Sterilization Compartment ("Compartment") can remove up to 99.9% of germs from the exposed surface of an object. Efficacy varies depending on the size and shape of the object being disinfected and the object's degree of exposure to UV-C light. For best results, change the position of the object and repeat the disinfection process. Turn off the UV-C function when not in use. Compartment emits ultraviolet rays which may be harmful to skin and eyes and should not be used by children. Prolonged exposure to ultraviolet rays may result in discoloration or deformity of objects. See Owner's Manual for further details and limitations. BlueLink+ is available to original purchasers and lessees of new 2023 IONIQ 6 and new 2024 or newer BlueLink-equipped Hyundai models. Not available on all models and trims. BlueLink+ requires an active BlueLink account subject to the Connected Services Terms and Conditions. BlueLink features vary by model and trim.

¹⁹ use BlueLink features and corresponding devices when safe to do so. Cellular and GPS coverage is required. Fees apply for map and multimedia over-the-air (OTA) updates after an initial three-year period of complimentary updates. Three-year term starts from the new vehicle date of first use. Features, specifications, and are subject to change. BlueLink services rely on digital wireless telecommunications technology outside of Hyundai's control. BlueLink is dependent on 4G LTE cellular networks controlled and maintained by third-party wireless carriers. If and when these networks change and/or discontinue service, or the underlying technology required to support BlueLink becomes obsolete, then the connected services will not work and Hyundai will be forced to cancel impacted subscription services. ²⁰ BlueLink agents will contact existing emergency service responders. ²¹ Requires active BlueLink Advanced subscription (complimentary for the original owner). Remote climate control available on properly equipped models with fully automatic temperature control. Remote stop only available when in remote start mode. ²² Apple Wallet® is a registered trademark of Apple Inc. Samsung Pass® is a registered trademark of Samsung Electronics Inc. Google Wallet® is a trademark of Google LLC. ²³ Map and multimedia Over-the-Air (OTA) updates are available and complimentary to original purchasers and lessees of Eligible Models for an initial three-year term, after which fees apply. Three-year term starts from new vehicle date of first use. OTA updates require an Eligible Model and an active BlueLink subscription agreement subject to the Connected Services Terms and Conditions. ²⁴ Digital Features and Services are available for the life of the vehicle. Requires MyHyundai mobile app and an active BlueLink account. Subject to the Connected Services Terms and Conditions. Cellular and GPS coverage is required. Features, specifications, and fees are subject to change. For additional information, please contact the BlueLink Customer Care Center at (855) 225-8354. ²⁵ Hyundai Pay is available on select 2021-2026 model year Hyundai vehicles equipped with BlueLink and touchscreen navigation. Requires an active Hyundai BlueLink mobile app account, subject to the Connected Services and Hyundai Pay Terms and Conditions. Cellular and GPS coverage is required. Valid Visa, MasterCard or American Express credit card must be linked to Hyundai Pay. Credit card eligibility and terms are determined by the card issuing bank. Hyundai Pay is currently accepted at select gas stations, charging stations and parking facilities (collectively, "Merchants") in the U.S. Participating Merchants may not operate in all states or locations. Additional Merchant terms and fees may apply. Features, specifications, fees and availability are subject to change. Visit Owners.HyundaiUSA.com for more information.



Hope comes standard on every Hyundai.

Each time we sell a Hyundai, a portion goes to Hyundai Hope On Wheels® to help find a cure for childhood cancer. Over the last 27 years, Hyundai Hope On Wheels has donated \$277 million to pediatric cancer research. Hope is our greatest feature. And it comes standard on every Hyundai.

For more information, please visit HyundaiHopeOnWheels.org.



Learn more online.

Visit HyundaiUSA.com to build and price your PALISADE, compare competitors, search dealer inventory and more. Just scan the QR code with your smartphone and go.



PALISADE



PALISADE Hybrid