



CAPABILITIES AND SERVICES

2026

CREATING **PARTNERSHIPS...** REDEFINING INDUSTRIAL SERVICES

Alachine Industrial

Creating **Partnerships...** Redefining Industrial Services.



What We Do

We design, engineer, and deliver customized industrial solutions built to solve your toughest challenges. From precision parts to advanced engineering, we keep your operations moving — with speed, reliability, and trust

Core Capabilities

- Custom Parts & Machining → New builds, repairs, reverse engineering, stocking programs
- Surface Coating Technology → Thermal spray technology, polymer technology
- Repair → Gear box and motor repair services
- Design & Engineering → CAD, 3D modeling, conversions
- Industrial Services → Steel detailing, inspection diagrams, safety signage, lockout tagout procedures
- Raeder Vogel → Proud supplier of Raeder Vogel wheels and casters

Our Edge

- Tailored Solutions – Not off-the-shelf. Built for your needs
- Trusted Partner – Integrity, service, and long-term reliability
- Proven Expertise – Industry-leading **Raeder-Vogel** wheels and casters
- Unified Resources – One vendor, multiple services, streamlined transactions

Major Industries We've Served



Thermal Dynamics



Wire Manufacturing



Poultry Processing



Mining



Heavy Industry



Explosives

Let's Talk

If you need a partner who brings technical expertise and trustworthy service, and to learn more about industries we can serve, let's start the conversation. Contact Alachine Industrial today!

 (256) 281-1181

 info@alachineindustrial.com

 alachineindustrial.com



RELATIONSHIPS • SERVICE • INTEGRITY • TRUST

Industrial Parts

Creating **Partnerships...** Redefining Industrial Services.












Custom-Made Industrial Parts That Keep You Running

At Alachine Industrial Co., we don't sell stock parts — we engineer solutions. Every part we deliver is site-specific, custom-built to your exact needs. Whether you're replacing a critical component or designing from scratch, our team ensures you'll never be stuck waiting on out-of-stock parts again.

What We Do

We specialize in custom-engineered, precision-manufactured parts designed to keep your operations moving:

- | | |
|---|---|
|  Precision Manufacturing |  Gearbox Rebuilds |
|  Laser Technology |  Motor Services |
|  Reverse Engineering |  Shaft Manufacturing & Resurfacing |
|  Welding, Fabrication & Metal Forming |  Thermal & Ceramic Wear Coating Technology |
|  Custom Stocking Programs | |

Built to Perform – Every Time.

Our facilities are equipped with top-tier machinery and experienced professionals to deliver on the toughest jobs.

Always in Stock – Always on Time

Supply chain problems? Let us help! Our team continually monitors stock, consumption, and lead times for you. We can customize a stocking program for your facility to virtually eliminate costly downtime.

Let's Talk About Your Parts

We're not just a vendor — we're your partner in uptime. Whether you're dealing with legacy equipment or designing the next innovation, let's solve it together.

 (256) 281-1181

 info@alachineindustrial.com

 alachineindustrial.com



RELATIONSHIPS • SERVICE • INTEGRITY • TRUST

CAD Solutions

Creating **Partnerships...** Redefining Industrial Services.



Custom Engineering + Industrial Services Designed Around You

We deliver tailored parts, designs, and solutions that keep your operations moving. Whether it's a new build, redesign, or complex system upgrade, we make it happen — fast, precise, and reliable.

What We Do

CAD & Design

- 2D Drafting & Detailing
- 3D Modeling
- Conversions
 - Paper to CAD
 - 3D to 2D Conversions
- As-Built Drawings

Site-Specific Services

- Structural Steel Detailing
- Pre-Op Inspection Diagrams
- Lockout & Safety Procedures
- Industrial Signage

Why Choose Alachine?

- Tailored Solutions → Built for your exact facility, not off-the-shelf
- Faster Turnaround → Minimize downtime, maximize output
- Proven Expertise → Backed by global leaders like **Raeder-Vogel**

Let's Solve Your Toughest Challenge

If you need a partner who brings technical expertise and trustworthy service, let's start the conversation. Contact Alachine Industrial today!

 (256) 281-1181

 info@alachineindustrial.com

 alachineindustrial.com



Raeder Vogel Wheels and Casters



Top-tier mobility solutions delivered through
Alachine Industrial Company

Why Raeder Vogel Through Alachine?

- German-engineered excellence in polyurethane wheels & casters
- Proven for extreme loads, high speeds, chemical & abrasion resistance
- Full line: from VULKOLLAN® to PEVOPUR® series
- Seamless supply chain: just-in-time, Kanban, or custom stocking

Performance Specs You Need to Know

- Load Capacity: Up to 55,000lbs
- Speed: Up to 10mph (standard models up to ~3.75mph)
- Chemical Resistance: Effective against mineral oils, greases & solvents
- Low Rolling & Starting Resistance & non-marking options

Where They Fit Best



Automation



Automotive



Mining



Heavy Industry



Cold Storage



Sewage Treatment

Let's Get Rolling

Want to identify the ideal wheel or caster for your system or learn of the many other industrial settings to which Raeder Vogel wheels can be applied? Let's talk load specs, environment, or application requirements — we'll navigate the options together.

 (256) 281-1181

 info@alachineindustrial.com

 alachineindustrial.com



RÄDER-VOGEL® 
FOR BETTER WHEELS AND BETTER SERVICE

*Alachine Industrial Company is proud to supply
Raeder Vogel wheels and casters to our customers*

RELATIONSHIPS • SERVICE • INTEGRITY • TRUST