

# Overture Center for the Arts

## Restroom Accommodations Guide


All restrooms in Overture Center for the Arts are accessible and ADA compliant. However, some patrons may require additional information to accommodate their individual physical needs.

The following document is designed to offer some information on the features of the different restrooms in this complex.

### Gender specific restrooms

Restrooms located throughout the building specify either **Men**  or **Women** . Each restroom has at least one stall that is accessible.

### Restroom locations with push button openers

Overhead Signage: While all restrooms have accessible stalls, the wheelchair symbol  only appears on the overhead signage of those restrooms that have automatic door openers for the exterior doors.


### Family Assist & Gender Inclusive restrooms


**Family Assist** is a large single room unit that is designed for use by those who need assistance or additional accommodations. Urinals with floor drains and auto flush are located in each family assist restroom, as well as various sizes of changing tables: **Infant**=32"x22.5" or 34.5 x 21.5 **Toddler**=41"x22.5" or 47"x 21" **Child**=57"x22.5"

### Sharps Containers

Overture Center has two restrooms with sharps containers, both located in Gallery I. This is indicated by (\*Sharps\*) on the chart.

### Restroom stall configurations to accommodate individual needs

**Left side opening:** means the stall has space for the wheelchair to the left side of the stool -- when the wheelchair is facing out of the door (facing the exit) . This usually means that handrails will be on the wall nearest the stool.

**Right side opening:** means the stall has space for the wheelchair to the right of the stool --when the wheelchair is facing out of the door (facing the exit) . This usually means that handrails will be on the wall nearest the stool.

**Opening to the front:** means the stall has space for the wheelchair directly in front of the stool -- the wheelchair will always be facing away from the door. These stalls are usually long and narrower with handrails on both sides.

See the handy chart on the back for further information.

# Overture Center for the Arts

## Restroom Accommodations Chart Designated by Location

<b>Rotunda Area</b> Restroom Location	Push Button Door	Stalls with Handrails	Right Side open	Left Side open	Front space open	Urinal with floor drain	Changing Table
<b>Women</b> 1 <sup>st</sup> flr Gallery (near info desk) *Sharps*	Yes	2	○♂	♂○	—	—	infant
<b>Men</b> 1 <sup>st</sup> flr Gallery (near info desk) *Sharps*	Yes	2	○♂	♂○	—	—	child
<b>Women</b> 2 <sup>nd</sup> flr Gallery	—	1	○♂	—	—	—	—
<b>Men</b> 2 <sup>nd</sup> flr Gallery	—	1	○♂	—	—	—	—
<b>Family Assist</b> 2 <sup>nd</sup> flr (2 <sup>nd</sup> door to right of elevator)	Yes	single rm	○♂	—	—	yes	infant
<b>Women</b> 3 <sup>rd</sup> flr Gallery	—	1	—	♂○	—	—	—
<b>Men</b> 3 <sup>rd</sup> flr Gallery	—	1	○♂	—	—	—	—
<b>Women</b> Rotunda LL (to right of stairway)	—	3	○♂	♂○	1	—	toddler
<b>Men</b> Rotunda LL (to right of stairway)	—	1	○♂	—	—	—	infant
<b>Family Assist</b> Rotunda LL (to right of stairway)	Yes	single rm	○♂	—	—	yes	infant

<b>Overture Hall</b> Restroom Location	Push Button Door	Stalls with Handrails	Right Side open	Left Side open	Front space open	Urinal with floor drain	Changing Table
<b>Women</b> 1 <sup>st</sup> flr Lobby (near coat check)	Yes	3	○♂	♂○	1	—	—
<b>Men</b> 1 <sup>st</sup> flr Lobby (near coat check)	Yes	1	○♂	—	—	—	—
<b>Family Assist</b> 1 <sup>st</sup> flr Lobby (near coat check)	Yes	single rm	—	♂○	—	Yes	toddler
<b>Women</b> Circle Right (end of circulation corridor)	—	2	○♂	—	1	—	—
<b>Men</b> Circle Right (near elevators)	—	1	—	♂○	—	—	—
<b>Women</b> Mezz Right (end of circulation corridor)	—	2	○♂	—	1	—	—
<b>Men</b> Mezzanine Right (near elevators)	—	1	—	♂○	—	—	—
<b>Women</b> Balcony Right (end of circulation corridor)	—	2	○♂	—	1	—	—
<b>Men</b> Balcony Right (near elevators)	—	1	—	♂○	—	—	—
<b>Women</b> Orchestra Left (end of circulation corridor)	—	2	○♂	—	1	—	—
<b>Men</b> Orchestra Left (near elevators)	—	1	○♂	—	—	—	—
<b>Women</b> Circle Left (center of circulation corridor)	—	2	○♂	—	1	—	—
<b>Men</b> Circle Left (near elevators)	—	1	○♂	—	—	—	—
<b>Family Assist</b> Circle Left (next to Audubon Room)	Yes	single rm	—	♂○	—	Yes	infant
<b>Women</b> Mezz Left (end of circulation corridor)	—	2	○♂	—	1	—	—
<b>Men</b> Mezz Left (near elevators)	—	1	○♂	—	—	—	—
<b>Family Assist</b> Mez Left (end of circulation corridor)	Yes	single rm	—	♂○	—	Yes	infant
<b>Women</b> Balcony Left (end of circulation corridor)	—	2	○♂	—	1	—	—
<b>Men</b> Balcony Left (near elevators)	—	1	○♂	—	—	—	—
<b>Family Assist</b> Bal Left (end of circulation corridor)	Yes	single rm	—	♂○	—	Yes	infant

<b>Health &amp; Wellness Room</b>	Push Button Door	Stalls with Handrails	Right Side open	Left Side open	Front space open	Urinal with floor drain	Changing Table
<b>Health &amp; Wellness Room</b> 3 <sup>rd</sup> flr Gallery	Yes	single rm	No toilet; a quiet room for chest feeding or a sensory break				