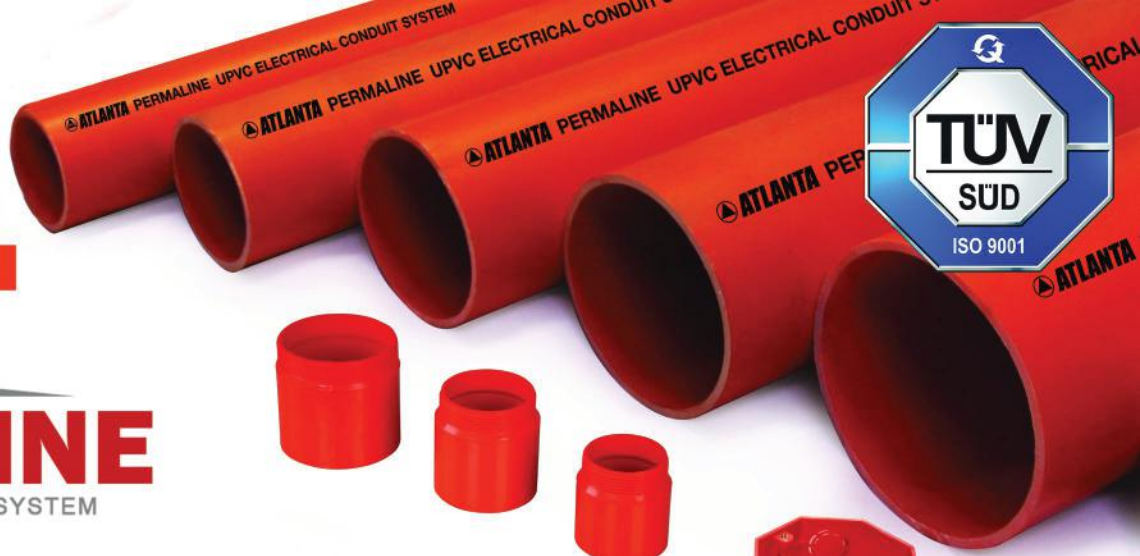




PERMALINE

uPVC ELECTRICAL CONDUIT SYSTEM



Application

ATLANTA PERMALINE is highly suitable for the protection of electrical wires and cables. It comes with thick wall, which is recommended for exposed and embedded application, respectively. Conforms to the specifications of the Bureau of Products Standards, PNS 14.

Advantages



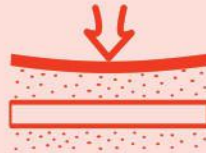
Dielectric Strength

It can withstand 2000 volts of substantially sine-wave form and having a frequency of 60hz, for 15 minutes between electrodes.



Resistance to Burning

It is fire retardant and suitable for exposed piping.



Compression Resistance

It can withstand impact stress and direct pressure.



Weather Proof

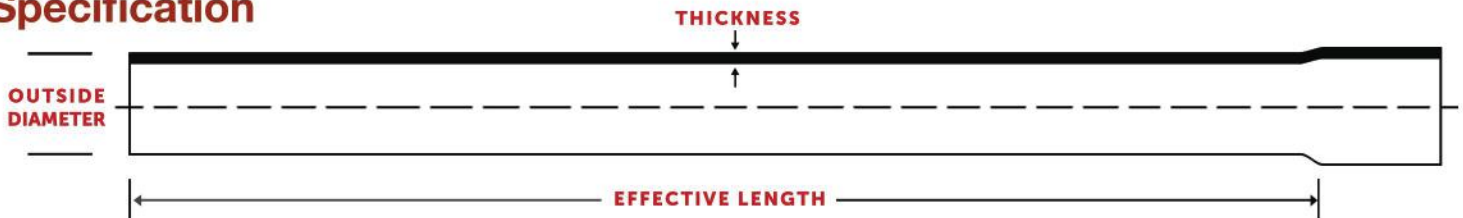
It can retain all properties under any weather condition.



High Insulation

Being an insulator, it prevents grounding and short circuit. Has insulation resistance of > 100 Ω

Specification



THICK WALL


OUTSIDE DIAMETER (mm)	NOMINAL SIZE (inches)	EFFECTIVE LENGTH (m)	WALL THICKNESS	
			MIN	MAX
20	1/2	3	2.2	2.62
25	3/4	3	2.3	2.73
32	1	3	2.4	2.84
40	1 1/4	3	2.4	2.84
50	1 1/2	3	2.4	2.97
63	2	3	2.5	2.98
75	2 1/2	3	2.9	3.39
90	3	3	3.5	4.02
110	4	3	4.2	4.82
160	6	3	6.1	6.91
225	8	3	10.8	12.5

GENERAL PROPERTIES

PARAMETERS	TEST METHOD	SPECIFICATION	ACTUAL VALUE
Specific Gravity	ASTM D792	-	1.43
Vicat Softening, °C, min.	ISO 2507	≥76	81.3
Water Absorption	ISO 2508 / ISO 8361	max of 40 g/m ²	2.32
Pipe Stiffness	ASTM D2412	Minimum of 415kPa at 5.0% deflection	1426kPa
Dielectric Strength	PNS 14:2019 Annex B	2000V , 50 Hz to 60 Hz for 15 minutes.	No breakdown occurred at 2000V
Insulation Resistance	PNS 14:2019 Annex B	>100 MΩ	>100 MΩ
Tensile Strength @ 28°	ISO 6259 / ASTM D638	min of 27.6	41.4
Elongation at Break, %	ISO 6259 / ASTM D638	min of 15%	154.00%
Resistance to Burning	PNS 14:2019	Flame Shall extinguish in less than 30s	Flame Extinguish Instantaneously
Heat Reversion Test	ISO 2505	≤5.0%	2.50%
Resistance to Acetone / Dichloromethane	ISO 3472 / ISO 9852	No Delamination	No Delamination
Impact Strength	ISO 3127:1980	TIR% max - 10%	0% at specified impact strength
Flattening	PNS 14:2019	No splitting or cracking	No splitting or cracking

CONDUIT ELBOW

mm	in
20	1/2
25	3/4
32	1
40	1-1/4
50	1-1/2
63	2
75	2-1/2
90	3
110	4
160	6





END CAP

mm	in
20	1/2
25	3/4
32	1
40	1-1/4
50	1-1/2
63	2
75	2-1/2
90	3
110	4
160	6
225	8




COUPLING

mm	in
20	1/2
25	3/4
32	1
40	1-1/4
50	1-1/2
63	2
75	2-1/2
90	3
110	4
160	6

MALE ADAPTER

mm	in
20	1/2
25	3/4
32	1
40	1-1/4
50	1-1/2
63	2
75	2-1/2
90	3
110	4
160	6





JUNCTION W/ COVER



SIZE
H
44mm

UTILITY BOX



SIZE
L
108mm
W
58mm
H
45mm

ENDBELL

mm	in
20	1/2
25	3/4
32	1
40	1-1/4
50	1-1/2
63	2
75	2-1/2
90	3
110	4
160	6
225	8



ELBOW LONGSWEEP 90°



SIZE
4 x 90°(DH) x 0.50M
4 x 90°(DH) x 0.90M
4 x 90°(SH) x 0.90M
4 x 90°(DH) x 1.00M
4 x 90°(SH) x 1.00M

ELBOW LONGSWEEP 45°



SIZE
4 x 45°(DH) x 1.00M
4 x 45°(SH) x 1.00M

LOCKNUT W/ BUSHING



SIZE
1/2

PIPE CLAMP W/ CONCRETE NAIL



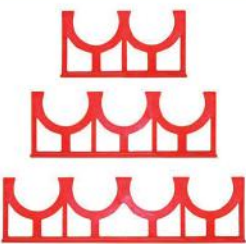
SIZE
20mm
25mm
32mm

SOLVENT CEMENT




SIZE
100cc
200cc
400cc

DUCT SPACER (flat back)



SIZE (IN)	GROOVE
4	2
4	3
4	4

DUCT SPACER (back to back)



SIZE (IN)	GROOVE
4	2
4	3
4	4

Images for illustration only. Actual products and specifications may vary without prior notice. For inquiries, contact our Technical Department.



35th Flr. Atlanta Center Bldg., No. 31 Annapolis St. Greenhills, San Juan City
 Tel. No.: 8723-0781 to 88 | Fax No.: 7744-4703 / 8584-2997
 Website: www.atlanta.ph Email Sales: marketing@atlanta.ph
 Like Us on Facebook: [atlantaindustriesincorporated](https://www.facebook.com/atlantaindustriesincorporated)
 Subscribe to Our Youtube Channel: Atlanta Industries Inc.

