

ALUGATE[®]
Group



HOLLER ||||| PRO

Sliding Gate Classic

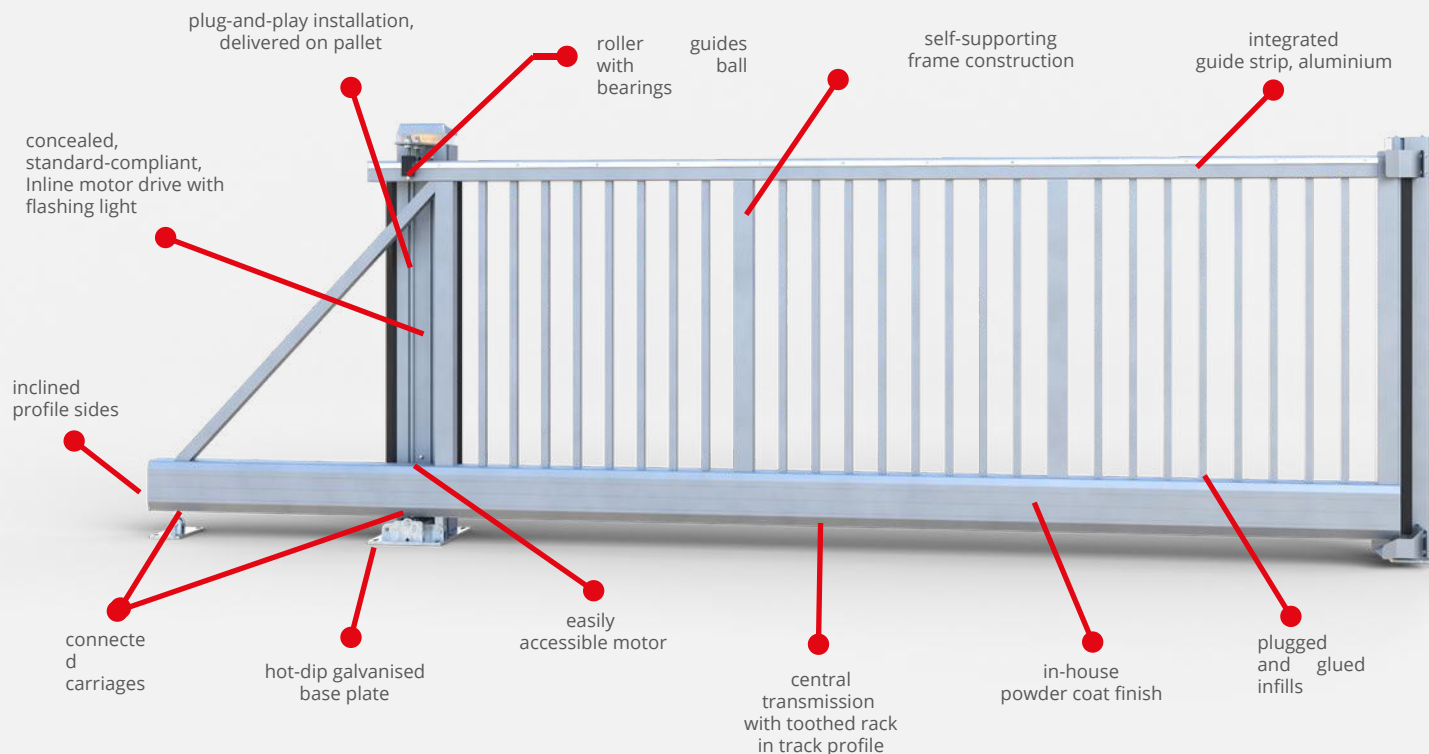
Innovation. Stability. Security.

version 01-2022

Innovation and Style

The cantilever HOLLER PRO Sliding Gate Classic combines solid craftsmanship, maximum precision, and unique aesthetics. Specially developed aluminium profiles and the use of high-quality materials guarantee durability and the highest quality standards. Thanks to its manifold, creative and innovative design options, the HOLLER PRO Sliding Gate Classic aesthetically enhances the appearance of any environment. The gates are manufactured state-of-the-art, following the concepts of Industry 4.0, in one of the most modern sliding gate factories in Europe.

Constructional Design



Aluminium - Highly Robust and Versatile

With 2.7 g/cm³, aluminium only is a third of the weight of steel. As a result, track rollers and support rollers as well as the motor drive are exposed to a significantly lower load. The smooth, clean surface structure of aluminium facilitates a high-quality power coat finish. Aluminium is environmentally friendly and nearly 100% recyclable, and significantly contributes to a better environment.

- z Welded frame construction made of aluminium (track and frame see table of dimensions).
- z Gate leaf built with mullions in the frame profile. Infills are fitted in segments.
- z Top profile with standard aluminium guide strip for roller guide.
- z Connection between front and rear carriage (steel).
- z Central toothed rack integrated in track profile, and thus protected from adverse weather and dirt.
- z Catch posts and guide posts with base plates in single and double design.
- z Gate leaves with over 10 m post clear width are supplied in two parts to facilitate transportation. Entire mounting material for coupling is included.
- z Max. 250 cycles/day for gates up to 12 m.
- z Our vast product range (pedestrian gates, fences, letterboxes and much more) offers numerous combination possibilities that convince both aesthetically and technically.


Dimension table

The cantilever HOLLER PRO Sliding Gate Classic is available in the following standard heights: 1,000, 1,250, 1,500, 1,800, 2,000 and 2,250 mm. Upon request, gates are also **made to measure** and **manufactured in oversized dimensions**.

Post clear width	Gate leaf length	Track	Frame	Guide post	Catch post	Diagonal bracer
3,000	4,300	HST 4	80 x 60	Single	Single	No
4,000	5,300					
5,000	6,500					
6,000	8,000					
7,000	9,000					
8,000	10,50	HST 3	100 x 100	Single	Single	No
9,000	0					
10,00	11,50					
0	0					
11,00	13,30					
0	0	HST 3/7	100 x 100	Double	Single	No
12,00	14,30					
0	0					
13,00	15,80					
0	0					
14,00	16,80	HST 3/7	100 x 100	4x	Double	Yes
0	0					
15,00	18,50					
0	0					
16,00	19,50					
0	0	2x HST 3/7	200 x 100	4x	Double	Yes Double
17,00	21,00					
0	0					
18,00	22,50					
0	0					

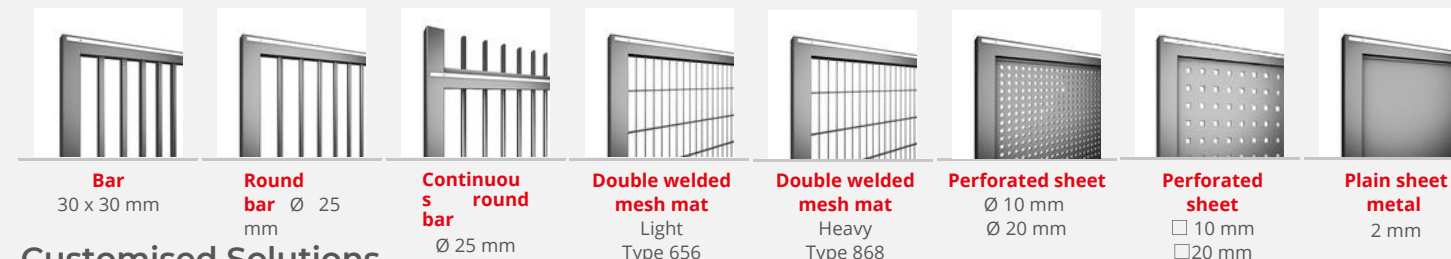
In mm

Track




Design

The standard HOLLER PRO Sliding Gate Classic is available in a wide variety of design options.



Customised Solutions

Round or square shapes, style and modern materials: Gates with character are real eye-catchers. Our engineering team manages the technical implementation of all customer-specific requirements. Tailor-made solutions such as milled patterns, laser cuts, illumination with LED lighting, individual logos, selected infills, and many more, transform each gate into a unique masterpiece.



Drive system



The HOLLER Inline drive system convinces with first-class workmanship, simple design and high stability. The aesthetically pleasing Inline post offers sufficient space to house the motor drive and the controller, and is a reliable protection against adverse weather and vandalism. The integrated LED flashing light ensures maximum safety in passage areas.

- z Post clear width: 3 m to 25 m.
- z Gate weight: up to 3,000 kg.
- z Duty cycle: 70% to 100%.
- z Speed: 10.8 m/min to 30 m/min.

Security and Safety

The welded aluminium frame and the spike strip, which is supplied on request, guarantee maximum security, and protection. In the event of a power failure, operation is ensured by an **integrated emergency rechargeable battery pack (standard up to 12 m)**. Manually operated gates are additionally equipped with a lock that was specifically developed for sliding gates. All systems are manufactured in accordance with the latest CE mark requirements and the product standard for powered doors and gates EN 13241- 1. In particularly sensitive areas, additional accessories are available, such as the HOLLER PRO Safety Plus, a non-pressure sensitive safety contact edge that detects any potential obstructions early before a collision.

Powder Coat Finish and Colours

The HOLLER PRO Sliding Gate Classic is provided with a high-quality powder coat finish which is applied in our own factory. Excellent weather resistance, easy care and scratch-resistant surfaces guarantee beauty and quality for many years.

	RAL 5010 Gentian		RAL 7016 Anthracite		RAL 7047 Telegrey 4		RAL 9006 White
	Blue RAL 6005 Moss		Grey RAL 7030 Stone		RAL 8001 Ochre Brown		Aluminium RAL 9010 Pure
	Green RAL 6009 Fir green		Grey RAL 7040 Window Grey		RAL 9005 Jet Black		White RAL 9016 Traffic White

The colours shown here may differ from the actual colours of the coating.

Electrical Accessories (examples)



Mechanical Accessories (examples)



Certification and Awards

The HOLLERPRO Sliding Gate Classic is manufactured according to strict quality standards and meets all requirements of the applicable standards and regulations.



Telescopic Sliding Gate

With a space saving of **approx. 40%**, HOLLER PRO Telescopic Sliding Gates are a smart solution for properties with restricted backrun. Telescopic gates require significantly less space than other sliding gates. Thanks to their tri-parting construction, the leaves slide in a staggered format towards the closing position.

Numerous combinations and a wide variety of accessories with powerful control systems and automation possibilities provide customised solutions to meet specific requirements. Our telescopic sliding gates are also suitable for installations with sloping

and uneven ground.



Sliding Gate on Sloping Ground

Thanks to our adapted drive technology our solutions are suitable for installations with **up to 25%** sloping.

Radial dampers and our patented fail-safe protection devices ensure a maximum of safety. Radial dampers prevent accidental operation of the gate when

unlocked.

The fail-safe protection activates a mechanical locking device as soon as the speed of the gate (e. g. as a

result

of a motor drive failure) exceeds a certain limit value. The sliding gate stops immediately.






Bar 30 x 30 mm with diagonal bracers

Picture 1



Perforated sheet Ø 10

Picture 4



Bar 30 x 30 mm

Picture 5



Plain sheet metal B1

Picture 6



Perforated sheet 20 x 20 mm

Picture 2



Double welded mesh mat Light, type 656

Picture 3



Bar 30 x 30 mm with diagonal bracers

Picture 7



Bar 30 x 30 mm, over-height, with diagonal bracers

Picture 8

Established in 1992, we have been manufacturing high-quality aluminium gates and fences at our Leitring plant in Austria for 30 years.

Curiosity and passionate enthusiasm for technology are our motor and motivation. Our engineering team is focused on the development of innovative solutions but also works on the optimization of existing products to potentially improve them. We trust in traditional craftsmanship and the most advanced technology to deliver tailor-made solutions for a broad product portfolio.

Our highly qualified team accompanies every project from consulting, planning and technical clarification to shipping. We are on hand even after project completion to provide comprehensive support and service.

Your local partner

ALUGATE[®]
Group
info@alu-gate.co.uk
0114 3499599