



# PRODUCT GUIDE

## Seed Varieties & Blends

**2025/26**

**Quick Reference Guide**  
Effective Sept 2025

 Proudly Australian Owned

## ABOUT US

**ESTABLISHED IN 2000, ADVANCED SEED CONTINUES TO DELIVER EXPERTISE AND QUALITY PRODUCTS TO THE PROFESSIONAL AND AMENITY TURF MARKET.**

Welcome to our latest Advanced Seed Product Guide, designed to support the planning and success of your landscape and amenity projects. Here you'll find new product additions and varietal updates to your favourite blends. Our technical team continuously evaluates sector needs and trends to ensure our seed selections suit all conditions and project requirements.

We're also pleased to showcase our expanded fertiliser and chemical range, curated to complement our seed range for the best results. We continue to partner with world-leading suppliers, including Mountain View Seeds, Landmark, Seed Research of Oregon, Earthway for turf equipment and spreaders, and Hinspergers Evergreen in Canada for growth cloth technology.

Finally, don't forget to visit our online store at [www.aussielawns.com.au](http://www.aussielawns.com.au). Great Aussie Lawns offers a streamlined ordering process, making it easier for our trade and civil contractor customers to access the products they need.

**Mick Ahearn**  
**Chief Executive Officer**  
**Advanced Seed**

## CUSTOM SEED BLEND SERVICES

**OUR CUSTOM SEED BLENDING SERVICES PRIORITISE THE REQUIREMENTS OF EACH JOB, CLIMATE, SPECIFICATIONS AND OTHER FACTORS.**

We know that specifications your job needs can change with seasonal forecasts, requested requirements and preference, so our goal is to provide the right blend that maximises growth, appearance and qualities you require for your renovation and improvement needs.

To achieve this, we offer quality custom seed blends that best suit your specific requirements.

Get in touch to explore your custom seed blending options.





## CONTENTS

<b>LANDSCAPE RANGE</b>	<b>4-5</b>
Cool Season Blends	4
Cool / Warm Season Blends	5
Warm Season Blends	5
<b>PROFESSIONAL SEED BLENDS</b>	<b>6</b>
<b>FERTILISER AND WETTING AGENT</b>	<b>6</b>
<b>CHEMICALS</b>	<b>7</b>
<b>COMMERCIAL BULK SEED VARIETIES</b>	<b>8-11</b>
Bentgrass	8
Bluegrass	8
Poa Trivialis	8
Tall Fescue	8
Fine Fescue	9
Ground Cover	9
Turf Type Annual Ryegrass	10
Turf Type Perennial Ryegrass	10
Racetrack Ryegrass	10
Kikuyu	11
Couch	11
<b>CHAMPIONSHIP RANGE</b>	<b>12-13</b>
Sports	12
Golf	13
Racetrack	13
<b>PASTURE SEED BLENDS</b>	<b>14</b>
<b>EVERGREEN TURF COVERS</b>	<b>15</b>
<b>EARTHWAY TURF EQUIPMENT</b>	<b>16-17</b>



Advanced Seed is a proud member of the Australian Seed Federation, our peak industry body for which we operate under code of practice guidelines for labelling and marketing.





# LANDSCAPE RANGE

## COOL SEASON BLENDS

BLEND	DESCRIPTION	SOW RATE	COMPOSITION	PACK SIZES
<b>Supreme Green Blend</b>	A premium blend with excellent colour and drought tolerance. Provides great seasonal growth all year round.	4-5kg/100m <sup>2</sup>	<b>Turf Type Tall Fescue</b> 70% <b>Turf Type Perennial Ryegrass</b> 30%	1kg 5kg 10kg 20kg
<b>Sun and Shade Blend</b>	Fine textured lawn with dark green colour. The best blend for withstanding limited sunlight.	3-4kg/100m <sup>2</sup>	<b>Creeping Red Fescue</b> 36% <b>Hard Fescue</b> 23% <b>Turf Type Perennial Ryegrass</b> 21% <b>Kentucky Bluegrass</b> 20%	500g 5kg 10kg 20kg
<b>Easy Gro™ Fine Leaf Blend</b>	Fine leaf blend ideal for quick germination with good wear tolerance and density.	3-4kg/100m <sup>2</sup>	<b>Perennial Ryegrass</b> 60% <b>Bentgrass</b> 30% <b>Fine Fescue</b> 10%	5kg 10kg 20kg
<b>Premium Blend</b>	Premium fine textured blend with excellent dark green colour and high frost tolerance.	4-5kg/100m <sup>2</sup>	<b>Turf Type Perennial Ryegrass</b> 40% <b>Kentucky Bluegrass</b> 60%	1kg 5kg 10kg
<b>Home Run LS Perennial Ryegrass</b>	Superior turf type variety with excellent dark colour and recovery due to its Lateral Spread (LS) growth. A professional looking surface.	4-5kg/100m <sup>2</sup>	<b>Turf Type Perennial Ryegrass</b> 100%	1kg 5kg
<b>Cool Cover Annual Ryegrass</b>	Quick establishment with good colour and density. Ideal for oversowing warm season grasses.	4-5kg/100m <sup>2</sup>	<b>Turf Type Annual Ryegrass</b> 100%	1kg 5kg
<b>Budget Blend</b>	An economical blend with fast germination and establishment. A soft leaf combination which provides quick green cover.	3-4kg/100m <sup>2</sup>	<b>Perennial Ryegrass</b> 50% <b>Annual Ryegrass</b> 40% <b>Creeping Red Fescue</b> 10%	1kg 5kg 10kg 20kg
<b>All Winter Green Blend</b>	Fine leaf blend designed for overseeding dormant warm season grasses in the cooler seasons.	3-4kg/100m <sup>2</sup>	<b>Creeping Red Fescue</b> 36% <b>Hard Fescue</b> 23% <b>Turf Type Perennial Ryegrass</b> 21% <b>Kentucky Bluegrass</b> 20%	1kg 5kg
<b>Defiant XRE Blend</b>	A premium rhizomatous turf type tall fescue with superior drought and wear tolerance.	4-5kg/100m <sup>2</sup>	<b>Rhizomatous Tall Fescue</b> 100%	1kg 5kg 10kg 20kg
<b>Defiant TTT Blend</b>	Elite ryegrass blend with brilliant dark green colour for a professional looking surface.	4-5kg/100m <sup>2</sup>	<b>Turf Type Perennial Ryegrass</b> 100%	5kg 10kg
<b>Lawn and Nature Strip Blend</b>	Ideal choice for boost of colour on nature strips and lawns. Fast germination, bright green with superior wear resistance and a quality result.	3-4kg/100m <sup>2</sup>	<b>Annual Ryegrass</b> 50% <b>Perennial Ryegrass</b> 40% <b>Creeping Red Fescue</b> 10%	1kg 5kg 20kg
<b>Dominant X-Treme Bentgrass*</b>	Blend of elite new generation super bentgrasses.	1kg/100m <sup>2</sup>	<b>007 Bentgrass</b> 34% <b>007XL Bentgrass</b> 33% <b>777 Bentgrass</b> 33%	2kg 11.34kg


**LANDSCAPE RANGE**

COOL / WARM SEASON BLENDS	BLEND	DESCRIPTION	SOW RATE	COMPOSITION		PACK SIZES
	Drought Master Blend	Ideal warm/cool season blend to provide quick germination and excellent drought tolerance. *Blend also includes wetting agent & starter fertiliser.	4-5kg/100m <sup>2</sup>	Perennial Ryegrass	40%	5kg 10kg 20kg
			Annual Ryegrass	40%		
			Turbocote Couch	20%		
All Season Couch Blend	A fine textured lawn that provides a balance across the seasons. Quality cool season ryegrass blended with drought resistant warm season La Prima Couch, providing year round colour.	2-3kg/100m <sup>2</sup>	La Prima Couchgrass	24%	600g 5kg 10kg 20kg	
		Fine Fescue	12%			
		Turf Perennial Ryegrass	64%			
All Season Kikuyu Blend	All Season Kikuyu Blend establishes quickly and gives excellent wear tolerance. Quality Turbocote Kikuyu for drought tolerance and Perennial Ryegrass for all year colour.	3-4kg/100m <sup>2</sup>	Perennial Ryegrass	90%	600g 5kg 10kg 20kg	
		Turbocote Kikuyu	10%			

WARM SEASON VARIETIES	BLEND	DESCRIPTION	SOW RATE	COMPOSITION		PACK SIZES
	Royal Bengal Couch*	A premium quality couch grass that has excellent seedling vigour and early establishment. It has high turf density which reduces weed invasion. Ideal for sports fields golf fairways and general lawn areas.	1kg/100m <sup>2</sup>	Improved Coated Couch	100%	1kg 5kg 20kg
	La Prima Couch*	Best choice where fast germination, rapid establishment and excellent turf performance are required. Fine leaf drought tolerance and very hard wearing.	1kg/100m <sup>2</sup>	Coated Couch Blend	100%	
	Turbocote Couch*	Turbocote Couchgrass is a warm season low creeping grass that spreads rapidly by rhizomes and stolons. It exhibits good wear resistance and drought tolerance.	1kg/100m <sup>2</sup>	Coated Couch	100%	1kg 4kg 10kg
	Queensland Blue Couch	Ideal in coastal conditions and will perform well in high humidity. It does not have a high build up of thatch and is not as hard wearing as other couch grasses.	1kg/100m <sup>2</sup>	Coated Couch	100%	
	Turbocote Kikuyu*	Kikuyu is a warm season grass that spreads by vigorous stolons and rhizomes. It is very drought tolerant and hard wearing.	1kg/100m <sup>2</sup>	Coated Kikuyu	100%	1kg 4kg 10kg

\*Blends Do NOT contain Granular Wetting Agent

+ Analysis % by weight

+ Landscape Range blends contain Granular Wetting Agent to assist with moisture retention

+ Advanced Seed reserves the right to change seed analysis without notice

+ Rates listed are for new sowings. Oversowing rates are proportionate to turf



## PROFESSIONAL RANGE

BLEND	DESCRIPTION	SOW RATE	COMPOSITION	PACK SIZES
<b>Golf Blend</b>	Fine fescues are excellent choices for golf fairways, surrounds and rough areas, as well as low maintenance areas such as roadsides and home lawns. They are very popular due their their attractive fine texture, relatively slow vertical growth and excellent winter hardiness.	<b>2-3kg/100m<sup>2</sup></b>	<b>Improved Chewings Fescue</b> <b>Improved Creeping Red Fescue</b>	50% 50% 20kg
<b>Premium Gold Turf Ryegrass Blend</b>	A high performance mix combining 3 of the best quality premium Turf Type Perennial Ryegrasses. Ideal for new establishment or oversowing, particularly in early spring or Autumn. Ideal for Cricket Wickets, School Playgrounds, Landscape Gardens and quality sportsfields.	<b>3-5kg/100m<sup>2</sup></b>	<b>Blackstone Turf Perennial Ryegrass</b> <b>Coachella Turf Perennial Ryegrass</b> <b>Home Run LS Turf Perennial Ryegrass</b>	34% 33% 33% 20kg
<b>Sports &amp; Parks Blend</b>	100% Blend of Turf Type Perennial Ryegrass and Sports turf Perennial Ryegrass. Good wear and growth characteristics.	<b>3-5kg/100m<sup>2</sup></b>	<b>100% Blend of Turf Type Perennial Ryegrass and Sports Turf Perennial Ryegrass</b>	100% 20kg

## FERTILISER

BLEND	DESCRIPTION	COMPOSITION (N:P:K)	RATE	PACK SIZES
<b>Kickstart Starter Fertiliser</b>	Starter fertiliser focuses on root development. Key NPK elements provide the right nutrients to get the seed off to a good start. Phosphorous stimulates root growth while Potassium aids in building the body of the plant enhancing disease resistance. The Nitrogen is at a level that assists with growth and development and is low enough not to inhibit the health of the young seedling.	<b>N:P:K 5: 6: 6</b>	<b>3kg/100m<sup>2</sup></b>	2.5kg 5kg 20kg
<b>All Seasons Fertiliser</b>	All Seasons is the perfect fertiliser for established lawns, which will benefit from its use with a boost in colour during Spring and Autumn. Its high analysis formulation supplies the three major elements for the plants nutrition.	<b>N:P:K 22: 5: 8</b>	<b>3kg/100m<sup>2</sup></b>	2.5kg 5kg 20kg
<b>Super Green Controlled Release Fertiliser</b>	Super Green Controlled Release Fertiliser releases nutrients gradually into the soil. As the nitrogen is released slowly, it keeps the lawn green over an extended period of time. Super Green is ideal for use on sandy soil profiles in high traffic areas and in summer when frequent watering diminishes the lawn of nutrients.	<b>N:P:K 22: 3: 4</b>	<b>3kg/100m<sup>2</sup></b>	5kg 20kg
<b>Nitro-Green Iron Boost Fertiliser</b>	Professional grade fertiliser for high quality turf. With 5% Iron. Use what the professionals use.	<b>N:P:K 20:0.85: 2</b>	<b>2.4kg/100m<sup>2</sup></b>	5kg
<b>Nitro Green Iron Boost Liquid Fertiliser</b>	Nitro Green Iron Boost liquid fertiliser is specifically formulated for dark emerald green high-quality turf. Provides a rapid and impressive green-up within 5-7 days.	<b>N:P:K 15:0: 0</b>	<b>200-400 ml /100m<sup>2</sup></b>	1lt













## WETTING AGENT

BLEND	DESCRIPTION	PACK SIZES
<b>Wett Up</b>	Wett Up is a non-ionic surfactant that greatly improves water repellency. It is for difficult to wet areas, and will provide uniform wetting of all soils.	2kg 5kg 10kg









## CHEMICAL RANGE

BLEND	DESCRIPTION		PACK SIZES
<b>Acelepryn Insecticide</b>	Provides unmatched, season long grub and caterpillars control in a single application. Has very low toxicity to most non-target animals (such as mammals, birds, fish and bees).	<b>200g/L Chlorantraniliprole</b> <b>2g/Kg Chlorantraniliprole</b>	100mls 4kg 10kg
<b>Echelon Duo Herbicide and Insecticide + Fertiliser</b>	All in one solution. Pre-emergent herbicide, residual insecticide and turf fertiliser in one pass. Promotes a healthy turf response which increases competition from weeds and recovery from insect attack. *Use on warm season grass only.	<b>10 g/kg Oxadiazon</b> <b>1 g/kg Thiamethoxam</b> <b>N:P:K 15:1:16</b>	5kg
<b>Glyphosate Green 360</b>	Controls many aquatic weeds, as well as an extensive range of unwanted grasses, broadleaf weeds, brush weeds, woody weeds and unwanted trees.	<b>360 g/L Glyphosate</b>	1Lt
<b>Bow &amp; Arrow Herbicide</b>	For the Control of various broadleaf weeds in turf such as White Clover, Plantain, Capeweed, Cat's Ear, Bindii, Cudweed and Creeping oxalis. Bow & Arrow Herbicide provides outstanding control of broadleaf weeds in turf. Suitable for use on Buffalo.	<b>20 g/L Clopyralid present as the potassium salt</b> <b>15 g/L Diflufenican</b> <b>300 g/L MCPA present as the potassium salt</b>	250ml 500ml
<b>Contra M Herbicide</b>	For control of a very broad range of dicot weeds. Controls tough broadleaf weeds such as Capeweed, Pearlwort, Fleabane, Creeping Oxalis and Wireweed.	<b>340g/L MCPA</b> <b>80g/L Dicamba</b>	1Lt
<b>Recruit 200SC Insecticide</b>	For the control of Scarab pests including African Black Beetle, Argentinian Scarab and Pruinose Scarab.	<b>200g/L Imidacloprid</b>	1Lt
<b>Tombstone Duo Fungicide</b>	For the control of Anthracnose, Brown Patch, Winter Fusarium, Helminthosporium diseases (including White Helmo), Leptosphaerulina, Curvularia, Dollar Spot and ERI (Ectotrophic Root Infecting Fungi) diseases.	<b>100g/L Trifloxystrobin</b> <b>200g/L Tebuconazole</b>	100ml
<b>Voltar 500SC Fungicide</b>	For the control of Brown Patch, Dollar Spot, Fusarium Patch, Curvularia, Spring Dead Spot, White Helminthosporium and Black Helminthosporium diseases in all recreational turf situations.	<b>500g/L Iprodione</b>	1Lt
<b>Amigo 120ME Plant Growth Regulator</b>	For the regulation of leaf and stem growth, as well as a turf management aid across a range of turfgrass species and growing regimes.	<b>120g/L Trinexapac-ethyl</b>	1Lt
<b>Recondo 100WG Herbicide</b>	For the control of a broad range of key grass, sedge and broadleaf weeds in a number of turfgrasses including Bermudagrass, Zoysia and Queensland Blue Couch.	<b>100g/kg Trifloxysulfuron sodium</b>	100g


## BULK SEED

BENTGRASS	VARIETY	DESCRIPTION	SOW RATE	COMPOSITION	
	777	A new generation Bentgrass with increased disease tolerance, less nutrient inputs and improved density and colour.	1kg/100m <sup>2</sup>	777 Bentgrass	 100%
	007	A new generation Bentgrass with a proven track record, reliable growth with excellent salt tolerance.	1kg/100m <sup>2</sup>	007 Bentgrass	 100%
	007 XL	The latest in new generation Bentgrass, finer leaf with better density, improved disease and wear tolerance.	1kg/100m <sup>2</sup>	007 XL Bentgrass	 100%
	Dominant X-Treme	Blend of elite premium SRO varieties.	1-2kg/100m <sup>2</sup>	007 XL Bentgrass 007 Bentgrass 777 Bentgrass	 34%  33%  33%
	NZ Browntop	Popular choice in blends for golf and landscapes.	1-2kg/100m <sup>2</sup>	NZ Browntop Bentgrass	 100%
	BLUEGRASS	VARIETY	DESCRIPTION	SOW RATE	COMPOSITION
SR2100	Improved Kentucky Bluegrass Variety.	1.5-2kg/100m <sup>2</sup>	SR2100	 100%	
POA TRIVIALIS	VARIETY	DESCRIPTION	SOW RATE	COMPOSITION	
	Poa Trivialis	Winter oversowing of couch.	3-5kg/100m <sup>2</sup>	Poa Trivialis	 100%
TALL FESCUE	VARIETY	DESCRIPTION	SOW RATE	COMPOSITION	
	Bullseye / Statesman	Dark green turf type variety with excellent wearability and density.	4-5kg/100m <sup>2</sup>	Bullseye / Statesman Tall Fescue	 100%
	Grande III	Rhizomatous variety with high density, fine leaf and dark colour.	4-5kg/100m <sup>2</sup>	Grande III Tall Fescue	 100%
	Rebounder	Excellent wear tolerance with rapid recovery through aggressive tillering and rhizome development.	4-5kg/100m <sup>2</sup>	Rebounder Tall Fescue	 100%





## BULK SEED

FINE FESCUE	VARIETY	DESCRIPTION	SOW RATE	COMPOSITION	
	Compass II Chewings	Wear and drought tolerant, excellent in shady environments.	2-3kg/100m <sup>2</sup>	Compass II Chewings	 100%
	Shoreline Slender Red Fescue	Excellent salt tolerance. Increased heat tolerance with dark green colour.	2-3kg/100m <sup>2</sup>	Shoreline Creeping Red	 100%
	Cardinal II Creeping Red Fescue	High turf quality with excellent disease resistance, outstanding wear tolerance.	2-3kg/100m <sup>2</sup>	Cardinal II Creeping Red Fescue	 100%
	SR 3150 Hard Fescue	Bunch growth habit, popular use in golf roughs.	1.5-2.5kg /100m <sup>2</sup>	SR 3150 Hard Fescue	 100%
	Beacon II Hard Fescue	Exceptional density with fast establishment and wear tolerance.	1.5-2.5kg /100m <sup>2</sup>	Beacon II Hard Fescue	 100%
	Seamist Slender Red Fescue	High salt tolerance # NTEP in turf quality.	2-3kg/100m <sup>2</sup>	Seamist Slender Red Fescue	 100%
	Sheep Fescue	Low maintenance, shade tolerant. Fine bladed that produces a dense sward.	1.5-2.5kg /100m <sup>2</sup>	Sheep Fescue	 100%
GROUND COVER	VARIETY	DESCRIPTION	SOW RATE	COMPOSITION	
	Dichondra	Broad circular leaves, bright green colour. Available in 200g, 500g, 2kg and 4kg.	1kg/100m <sup>2</sup>	Dichondra	 100%


## BULK SEED





TURF TYPE ANNUAL RYEGRASS	VARIETY	DESCRIPTION	SOW RATE	COMPOSITION	
	TransOut Turf Type Annual Ryegrass	Rapid establishment, fine textured annual with improved density.	3-5kg/100m <sup>2</sup>	TransOut Turf Annual Ryegrass	 100%
	Fade Turf Type Annual Ryegrass	Quick establishment with good colour and density.	3-5kg/100m <sup>2</sup>	Fade Turf Annual Ryegrass	 100%

TURF TYPE PERENNIAL RYEGRASS	VARIETY	DESCRIPTION	SOW RATE	COMPOSITION	
	Blackstone Turf Perennial Ryegrass	Very Dark green turf type variety with excellent wearability and density.	3-5kg/100m <sup>2</sup>	Blackstone Perennial Ryegrass	 100%
	ST 7000 Turf Perennial Ryegrass	Dark Green colour with strong wear tolerance. Locally grown.	3-5kg/100m <sup>2</sup>	ST 7000 Perennial Ryegrass	 100%
	Sparkmaster Turf Perennial Ryegrass	Fast germinating, good winter growth and colour with excellent wear tolerance.	3-5kg/100m <sup>2</sup>	Spark Perennial Ryegrass	 100%
	Home Run LS Turf Perennial Ryegrass	Excellent seed vigor and divot recovery due to it LS (Lateral Spread) growth. Rated top disease resistance and wear tolerance in NTEP.	3-5kg/100m <sup>2</sup>	Home Run LS Perennial Ryegrass	 100%
	Black Pearl Turf Perennial Ryegrass	Very dark green colour, excellent germination and winter growth. Very fine leaf and excellent density.	3-5kg/100m <sup>2</sup>	Black Pearl Perennial Ryegrass	 100%
	Coachella	Notable for its very dark green color. Has both excellent Autumn turf establishment and vigorous spring growth. Coachella has exhibited excellent resistance to leaf spot.	3-5kg/100m <sup>2</sup>	Coachella Perennial Ryegrass	 100%

RACETRACK RYEGRASS	VARIETY	DESCRIPTION	SOW RATE	COMPOSITION	
	Victorian Perennial (Poa Free)	Popular racetrack variety with excellent summer activity.	150kg/ha	Victorian Perennial	 100%
	Dunstan Perennial Diploid Ryegrass	Quick germinations with excellent winter activity. Good colour and density.	150kg/ha	Dunstan Perennial	 100%
	Amazon T Annual Ryegrass	A tetraploid annual ryegrass with high winter and early spring yields. Strong rust resistance.	150kg/ha	Tetraploid Annual Ryegrass	 100%
	Astound Annual Ryegrass	A tetraploid annual ryegrass with excellent seedling vigour and rapid establishment and quick recovery after grazing.	150kg/ha	Tetraploid Annual Ryegrass	 100%

## BULK SEED

KIKUYU	VARIETY	DESCRIPTION	SOW RATE	COMPOSITION	
	Turbocote Kikuyu	Turbocote Kikuyu for superior establishment.	0.5-1kg/100m <sup>2</sup>	Turbocote Kikuyu	

COUCH	VARIETY	DESCRIPTION	SOW RATE	COMPOSITION		
	Turbocote Couch	A blend of hulled and unhulled coated couch, ideal for use in hot climates with good drought tolerance.	1kg/100m <sup>2</sup>	Turbocote Couch		100%
	La Prima Couch	A blend of common couch and improved couch for use in warm season conditions, with finer leaf and better colour as well as excellent drought tolerance.	1kg/100m <sup>2</sup>	La Prima Couch		100%
	Royal Bengal Improved Couch	Seedling vigour, dark green colour.	1kg/100m <sup>2</sup>	Improved Couch		100%
	Queensland Blue Couch	Dark green colour, warm season grass for tropical climates.	1kg/100m <sup>2</sup>	Queensland Blue Couch		100%



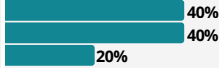
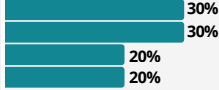




**CHAMPIONSHIP RANGE**

SPORTS	BLEND	DESCRIPTION	SOW RATE	COMPOSITION	PACK SIZES	
	<b>Olympic Gold Turf Ryegrass Blend</b>	A high performance mix combining 3 of the best quality premium turf type perennial ryegrasses. Ideal for new establishment or oversowing, particularly in early Spring or Autumn. Ideal for cricket wickets, school playgrounds, landscape gardens and quality sportsfields.	3-5kg/100m <sup>2</sup>	<b>Blackstone Turf Perennial Ryegrass</b> <b>Coachella Turf Perennial Ryegrass</b> <b>Homerun LS Turf Perennial Ryegrass</b>		25kg
	<b>Sportsman Blend</b>	100% Blend of Turf Type Perennial Ryegrass and Sports turf Perennial Ryegrass. Sportsman is a good fit for council sportsfields and parkland oversowings. Good wear and growth characteristics.	3-5kg/100m <sup>2</sup>	<b>100% Blend of Turf Type Perennial Ryegrass and Sports Turf Perennial Ryegrass</b>		25kg
	<b>Turf Wicket</b>	Turf Wicket Blend is a mixture of Spark Turf Type Perennial Ryegrass, ST 7000 Turf Type Perennial Ryegrass and Fade Annual Turf Type Ryegrass, It has the ability to withstand high salt levels, with Fade transitioning out in the Spring.	3-5kg/100m <sup>2</sup>	<b>Blackstone Turf Perennial Ryegrass</b> <b>ST7000 Turf Type Perennial Ryegrass</b> <b>Fade Turf Type Annual Ryegrass</b>		10kg
	<b>League Blend</b>	League Blend is a mixture of turf type perennial ryegrass that all perform admirably in the harsh Australian climate. It is deep green in colour, has a fine leaf texture and has excellent heat and humidity tolerance.	3-5kg/100m <sup>2</sup>	<b>Turf Type Perennial Ryegrass</b>		25kg
	<b>Warmaster Blend</b>	Blackstone and Home Run LS provide a strong wear and disease tolerance with an excellent wear tolerance.	3-5kg/100m <sup>2</sup>	<b>Blackstone Turf Type Perennial Ryegrass</b> <b>Home Run LS Turf Type Perennial Ryegrass</b>		25kg


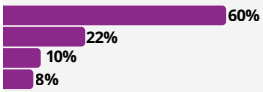

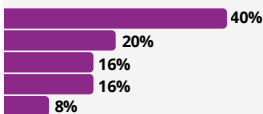
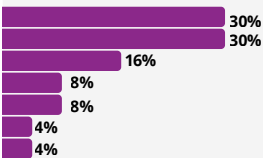


## CHAMPIONSHIP RANGE

		BLEND	DESCRIPTION	SOW RATE	COMPOSITION	PACK SIZES
<b>GOLF</b>	<b>Golf Blend</b>		Ideal for general golf course use, providing improved density, colour and performance. Very popular for oversowing couch to enhance winter colour, density and durability.	2-3kg/100m <sup>2</sup>	<b>Improved Chewings Fescue</b> <b>Improved Creeping Red Fescue</b> 	20kg
	<b>Golf Rough Blend</b>		Blended for use in rough, re-claimed areas and mounds. Will require little input once established. Contains fine textured grasses that won't invade other areas.	2-3kg/100m <sup>2</sup>	<b>Sheep Fescue</b> <b>Hard Fescue</b> 	20kg
	<b>Golf Links Blend</b>		The addition of the Shoreline Slender Creeping Red Fescue to the Chewing and Creeping Red Fescue gives the blend excellent salt tolerance as well as fine textured turf.	2-3kg/100m <sup>2</sup>	<b>Improved Chewings Fescue</b> <b>Improved Creeping Red Fescue</b> <b>Slender Red Fescue</b> 	20kg
	<b>Golf Tees Blend</b>		This is a fast establishing blend that has the ability to be mown at low heights. Fine ryegrasses will give you quick establishment while the Creeping Red Fescue has the ability to spread into the divot areas. Chewing's Fescue adds a soft lush appearance.	3-5kg/100m <sup>2</sup>	<b>ST7000 Turf Perennial Ryegrass</b> <b>Blackstone Turf Perennial Ryegrass</b> <b>Improved Chewings Fescue</b> <b>Improved Creeping Red Fescue</b> 	25kg
<b>RACETRACK</b>		BLEND	DESCRIPTION	SOW RATE	COMPOSITION	PACK SIZES
	<b>Raceday Blend</b>		Raceday Blend contains carefully selected lines of poa free varieties of improved perennial ryegrass. Offering excellent seasonal growth varieties.	3-5kg/100m <sup>2</sup>	<b>Caretaker II Perennial Ryegrass</b> <b>Dunstan Perennial Ryegrass</b> <b>Home Run LS Turf Perennial Ryegrass</b> 	25kg
	<b>Home Straight Blend</b>		Home Straight is a blend of two Annual Tetraploid Ryegrass, designed for winter oversowing into warm season Kikuyu or Couchgrass areas.	3-5kg/100m <sup>2</sup>	<b>Annual Tetraploid Ryegrass</b> <b>Annual Diploid Ryegrass</b> 	25kg

# PASTURE RANGE



BLEND	DESCRIPTION	SOW RATE	COMPOSITION	PACK SIZES
<b>Amazing Quickfeed</b>	Excellent early feed with fast establishment providing high winter production. Late flowering makes for great bailing & silage options.	<b>25-35kg/ha</b>	<b>Amazon T Annual Ryegrass</b> <b>Achieve Italian Ryegrass</b>	 25kg
<b>Drymaster SF</b>	Suited to challenging environments. Acid tolerant. Cool season & spring production.	<b>15-20kg/ha</b>	<b>Dunstan Perennial Ryegrass</b> <b>Riverina Clover</b> <b>Safegarud Annual Ryegrass</b> <b>Cocksfoot</b>	 25kg
<b>Economy Pasture</b>	Excellent option for broadcasting with fertiliser. Economical way to top up run down or overgrazed perennial pastures.	<b>25kg/ha</b>	<b>Common Perennial Ryegrass</b> <b>Dalkeith Clover</b> <b>Riverina Clover</b>	 25kg
<b>Beef and Sheep Perennial Mix</b>	Multi-purpose deep rooted perennial blend. Cool season production with late spring functions. Suits all live stock classes.	<b>10kg/ha</b>	<b>Amplify Phalaris</b> <b>Dunstan Ryegrass</b> <b>Riverina Clover</b> <b>Goulburn Clover</b> <b>Cocksfoot</b>	 25kg
<b>Equipasture 450+</b>	Expertly blended by equine specialists to optimize whole year production. Persistent robust once established.	<b>25kg/ha</b>	<b>Continental Tall Fescue</b> <b>Mediterranean Tall Fescue</b> <b>Matua</b> <b>Palestine Clover</b> <b>Cocksfoot</b> <b>Kentucky bluegrass</b> <b>Creeping Red Fine Fescue</b>	 25kg

# EVERGREEN TURF COVERS



Racetrack



Golf Green



Bowls Green



ANZ Stadium



Ethad Stadium

## TURF COVERS

- Evergreen Turf Covers have been developed as an essential management tool for turf managers worldwide. It will protect established turf areas and accelerate turf growth for new constructions. It can be used repeatedly and will last for many years.
- Evergreen is permeable allowing air, water and light penetration which make it ideal for new seeding and oversowing. This greenhouse effect will warm the soil, resulting in earlier root growth.
- Accelerates turf growth providing rapid germination.
- Evergreen protects seed from high winds, heavy rainfall, birds and other animals.
- Environmentally friendly, utilising less water and chemicals.
- Can be cut or trimmed without fraying or damage.
- Lightweight one piece construction. It will not smother or flatten the turf surface.
- Easy to handle, install and remove.
- Designed exclusively for the turf industry

## SIZES:

The Evergreen Turf Cover is available in sizes to suit most applications:

### Radiant/Silver: 12 Year Warranty

- Small 73m<sup>2</sup> blanket (24.3 x 3.04m)
- Medium 820m<sup>2</sup> blanket (20.5 x 40m)
- Large 1,435m<sup>2</sup> blanket (20.5 x 70m)

### White: 7 Year Warranty

- Small 90m<sup>2</sup> blanket (6 x 15m)
- Medium 240m<sup>2</sup> blanket (6 x 40m)
- Large 492m<sup>2</sup> blanket (20.5 x 24m)











**Pegs and Plastic discs now available for securing covers.**




Marvel Stadium, Melbourne

## EARTHWAY RANGE

RESIDENTIAL SPREADER	Model	Features	
	3400 Broadcast Hand Spreader	<ul style="list-style-type: none"> <li>Handheld ergonomic spreader for use with seed, fertiliser and any granular material.</li> <li>1.8kg capacity</li> </ul>	
	2600A Plus Broadcast Spreader	<ul style="list-style-type: none"> <li>18kg capacity hopper</li> <li>20mm turf type pneumatic tyres</li> <li>Ideal for the homeowner</li> <li>Now with SideSpred-Control™</li> </ul>	
	2750 Bag Spreader	<ul style="list-style-type: none"> <li>9kg capacity hopper</li> <li>Contoured moulded base</li> <li>Spring loaded shut-off</li> </ul>	
PROFESSIONAL SPREADERS	Model	Features	
	2170 Commercial Broadcast Spreader	<ul style="list-style-type: none"> <li>High volume 45kg capacity hopper</li> <li>Heavy duty chassis and super-duty high speed gearbox</li> <li>Now with SideSpred-Control™</li> </ul>	
	3100 Earthway Hand Crank Spreader	<ul style="list-style-type: none"> <li>18kg Hopper capacity – rustproof poly construction</li> <li>Super-duty high-speed gearbox</li> <li>Epoxy Powder Coated Chassis</li> <li>EV-N-SPRED® PRO Dual Port Adjustable Shut-Off System</li> <li>Heavy-duty Rain Cover - optional part #77000</li> <li>Rate Calculation Matrix included</li> </ul>	
	F80 Commercial Spreader	<ul style="list-style-type: none"> <li>Tee handle gauge and lever control</li> <li>36kg hopper capacity</li> <li>EVEN-SPRED® FLEX-SELECT® Interchangeable Tray System – fits all 3 trays</li> </ul> <p><b>Optional Parts</b></p> <ul style="list-style-type: none"> <li>High Output Tray - You can apply large gauge, gritty materials, such as sand and fertilisers. Poor flowing materials are easy to consistently spread.</li> <li>Low Output Tray - You accurately apply small gauge such as grass seed. Poor flow materials will be easier to spread.</li> </ul>	
	2050P Broadcast Spreader	<ul style="list-style-type: none"> <li>Side Spread Control</li> <li>Premium 10" Tyres</li> <li>EV-N-SPRED® PRO Dual Port Adjustable Shut-Off System</li> <li>Pre-Assembled</li> </ul>	
	7312 Drop Spreader	<ul style="list-style-type: none"> <li>30.5cm diameter 5-spoke semi-pneumatic wheels</li> <li>30kg hopper capacity</li> <li>Product weight 6kg</li> <li>Accurate 56cm width drop swath</li> <li>Epoxy coated chassis</li> </ul>	

**EARTHWAY RANGE**

	Model	Features	
<b>GARDEN</b>	<p><b>1001-B Precision Garden Seeder</b></p>	<ul style="list-style-type: none"> <li>• Includes seven standard seed plates</li> <li>• Precision depth gauge</li> <li>• Plants a variety of seeds with one continuous operation.</li> </ul> <p><b>Optional Parts</b></p> <ul style="list-style-type: none"> <li>• Fert-A-Ply Side Dress Fertiliser Applicator - Earthway's updated fertiliser attachment for the popular Precision Garden Seeder. Apply fertiliser to both sides of the row while you plant.</li> <li>• Optional Seed Plates for Precision Seeder - 60010 Optional Seed Plates set give you a variety of additional seed plates for many other plants. Includes Light Carrot 18108, Broccoli 18109, Cucumber 18110, Popcorn 18112, Lima Bean 18124.</li> </ul>	



**Campbellfield Office,  
Manufacturing & Warehouse**

31 Merri Concourse,  
Campbellfield VIC 3061  
03 9462 0340  
sales@adseed.com.au  
**adseed.com.au**



Advanced Seed is proud to offer items included in our Advanced Seed Product catalogue via our online store Great Aussie Lawns.

Order online, keep track of your past orders and receive delivery Australia Wide. ABN holders can register for a trade account and discounted trade prices.

Find more information at [www.aussielawns.com.au](http://www.aussielawns.com.au)



**Leading Importer & Supplier of Turf Lawn Seed**

For more information about choosing the right seed variety for your needs, scan the QR code and head to the **Advanced Seed website**

Notes

---

---

---

---

---

---

---

---