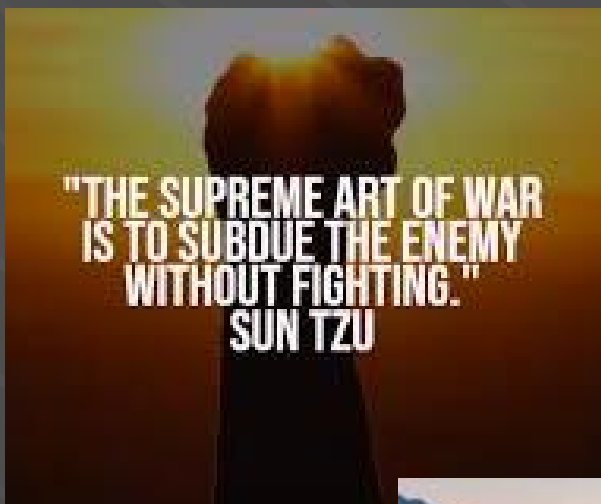


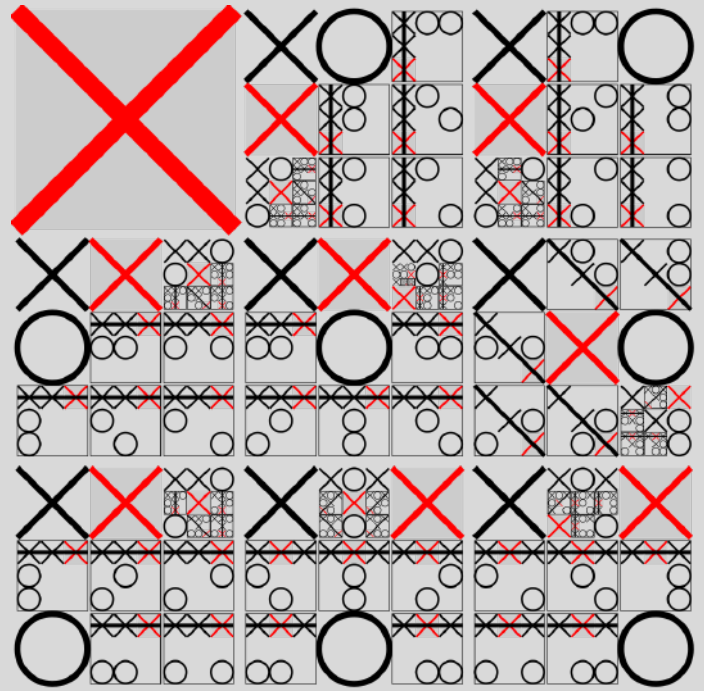

Did you know that Rock-Paper-Scissor has a global championship. That's because even a random game like it has strategy.

If you want to win every time check this out:

<https://flowingdata.com/2010/07/30/how-to-win-rock-paper-scissors-every-time/>

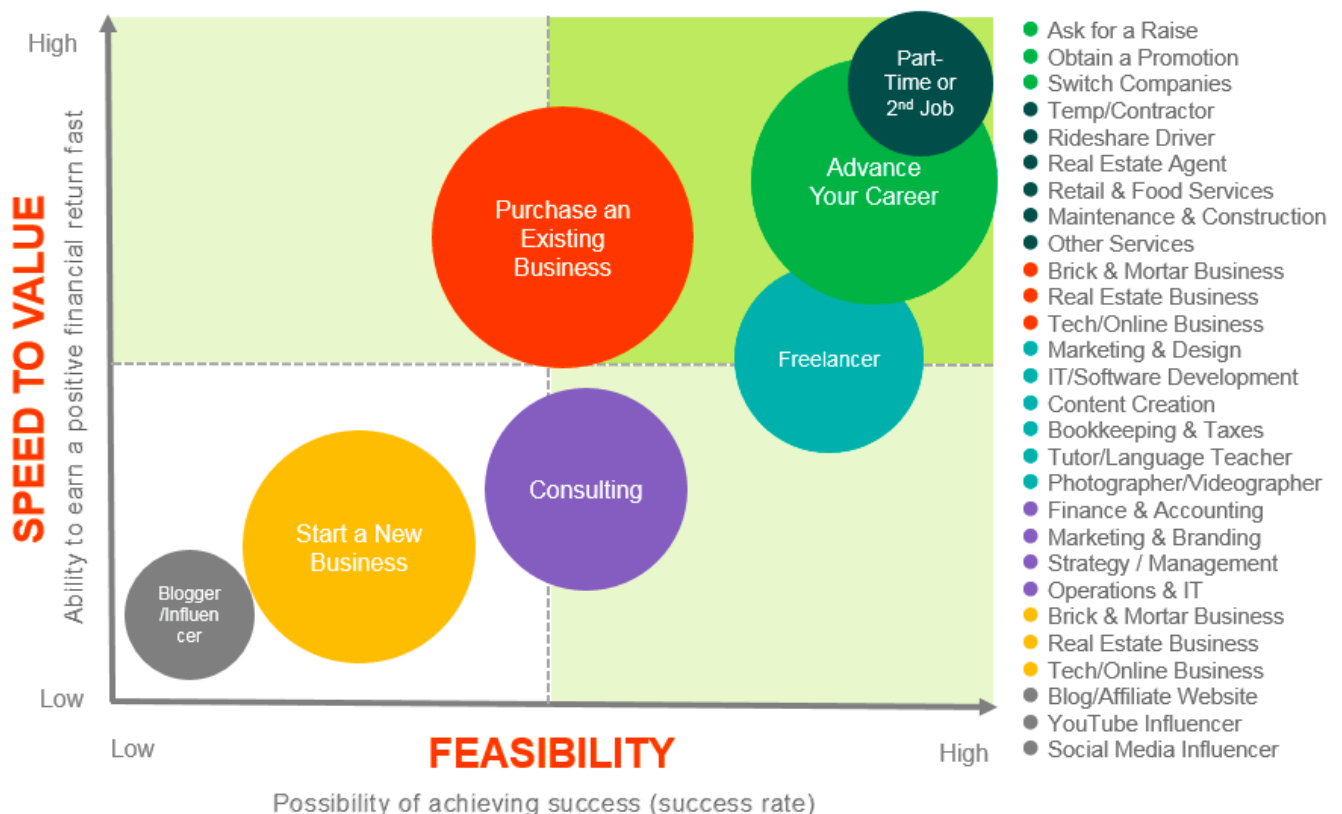


Whether business, relationship, politics, learning, spending money or time - strategy is key. The only question is will you let your conscious mind decide or your subconscious mind decide.



Above is Tic-Tac-Toe guaranteed win/draw strategy. Perform the biggest red symbol and zoom in iteratively to where opponent plays.

Best Strategies to Earn More Money



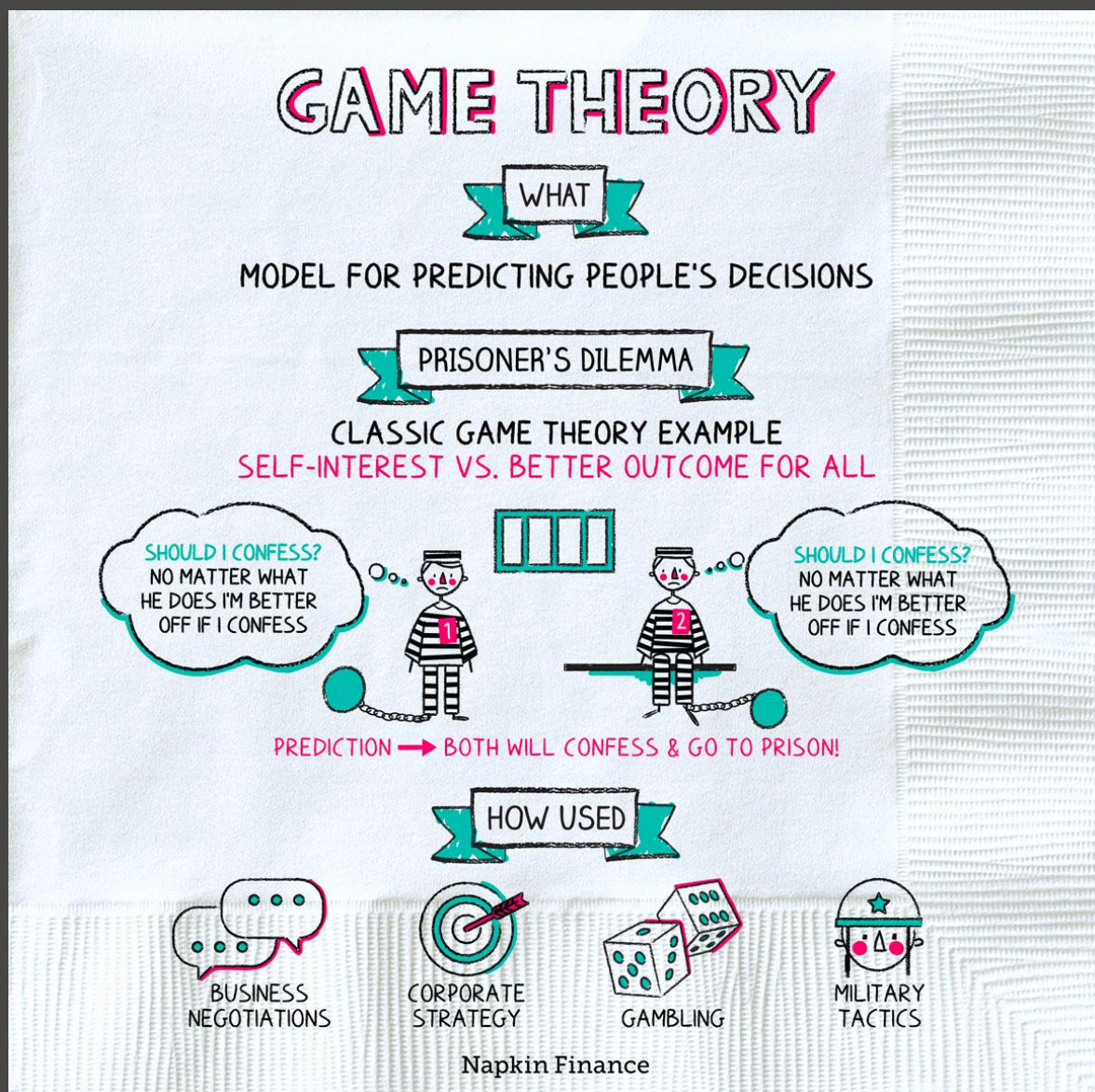
Sometimes the best strategy is to do nothing

Mr. Black, Mr. Gray and Mr. White agree to enter into a three-way duel, or a truel. They will stand in a triangle, each equidistant from the other two shooters.

Mr. Black is the worst shot, he only hits 1/3 of the time, so he gets to shoot first. Mr. Gray is second-worst, hitting 2/3 of the time, so he gets to shoot second. Mr. White is an ace, and he hits 100 percent of the time, so he will have to wait and shoot third. The three men will take turns shooting in this order until only one man is left standing.

Mr. Black is up first. What should he do to secure his best odds of survival?

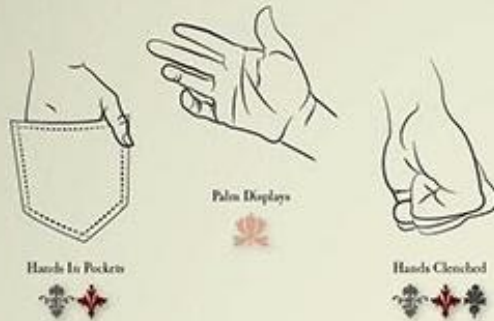
Game Theory is the study of decisions and strategy



Strategy to detect lies.

Step 1:

Check for Hand Gestures



Step 3:

Look at Gestures Toward the Face

A person who lying is more likely to cover their mouth with a hand or place the hands near the mouth, almost as if to cover the lies coming forth. If the mouth appears tense & the lips are pursed, this can indicate distress.

People tend to touch their nose a great deal more when lying than when telling the truth. This is caused by a rush of adrenaline to the capillaries in the nose, causing the nose to itch.

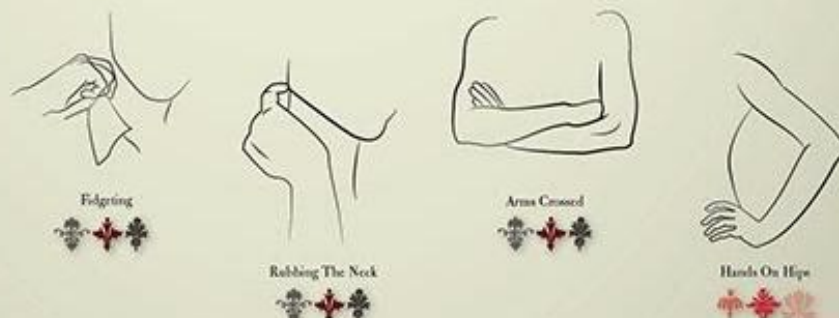


Step 5:

Assess Overall Body Language

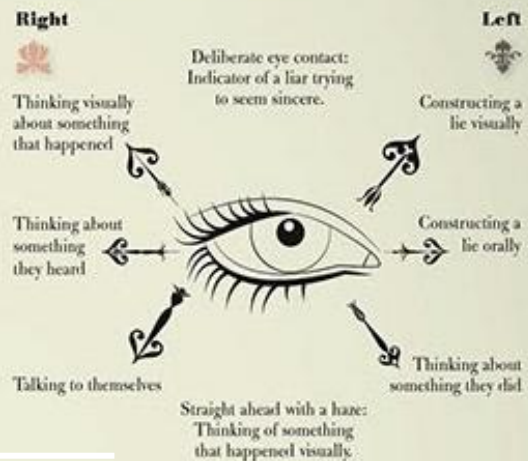
Body Language Indicators That A Person Is Lying

- Sweating
- Trembling
- Blushing
- Difficulty swallowing
- Nodding in opposition
- Gulping
- Clearing ones throat
- Leaning away



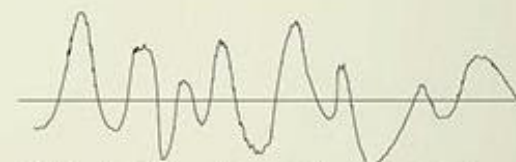
Step 2:

Watch Eyes Movements



Step 4:

Listen for Vocal Indicators



- Talking in a higher pitch
- Quavering tone
- Stuttering or stammering
- Exaggerating details.
- Telling too much detail
- Going on the offensive
- Talking faster or slower
- Deflecting questions
- Using stalling tactic
- Repeating sentences



Read more at

www.paraminnovation.org/newsletter