

October 2023

HOUSING MARKET STATS

Austin and Surrounding Areas

*Stats for Residential Resale Only



Austin Quick Look Market Report

October 2023 (Stats for Residential Resale Only)

Months of Inventory 3.7 ↑ 1.1 YoY	Active Listings 2,377 ↑ 5.8% YoY	Closed Sales 554 ↓ 6.3% YoY
Average Days on Market 56 ↑ 17 days more YoY	Average Days to Close 30 Unchanged YoY	Median Price \$525,000 ↓ 4.6% YoY

Source: Texas REALTORS®

Austin



Buda Quick Look Market Report

October 2023 (Stats for Residential Resale Only)

Months of Inventory 2.8 ↓ 0.2 YoY	Active Listings 32 ↓ 23.8% YoY	Closed Sales 6 ↓ 40.0% YoY
Average Days on Market 50 ↑ 1 day more YoY	Average Days to Close 17 ↓ 30 days less YoY	Median Price \$387,000 ↓ 7.5% YoY

Source: Texas REALTORS®

Buda



Cedar Park Quick Look Market Report

October 2023 (Stats for Residential Resale Only)

Months of Inventory 1.8 ↓ 0.8 YoY	Active Listings 94 ↓ 51.3% YoY	Closed Sales 43 ↓ 8.5% YoY
Average Days on Market 40 unchanged YoY	Average Days to Close 71 unchanged YoY	Median Price \$400,000 unchanged YoY

and more...





Austin - Round Rock MSA**

Quick Look Market Report

October 2023 (Stats for Residential Resale Only)



Months of Inventory

3.7

↑ 0.9 YoY



Active Listings

6,324

↓ 1.6% YoY



Closed Sales

1,520

↓ 1.5% YoY



Average Days on Market

57

↑ 15 days more YoY



Average Days to Close

30

↓ 1 day less YoY



Median Price

\$451,275

↓ 6.0% YoY

**Includes Bastrop, Caldwell, Hays, Travis, and Williamson Counties.

Source: Texas REALTORS®



Austin Quick Look Market Report

October 2023 (Stats for Residential Resale Only)



Months of Inventory

3.7

↑ 1.1 YoY



Active Listings

2,377

↑ 5.8% YoY



Closed Sales

554

↓ 6.3% YoY



Average Days on Market

56

↑ 17 days more YoY



Average Days to Close

30

Unchanged YoY



Median Price

\$525,000

↓ 4.6% YoY

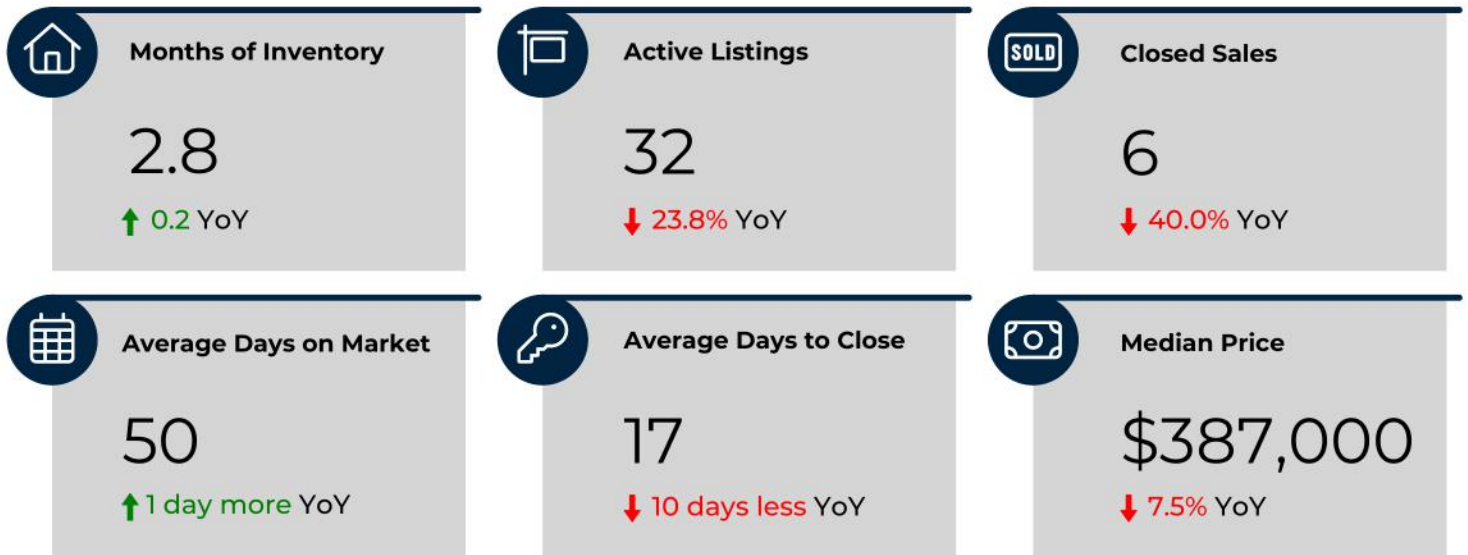
Source: Texas REALTORS®



Buda

Quick Look Market Report

October 2023 (Stats for Residential Resale Only)

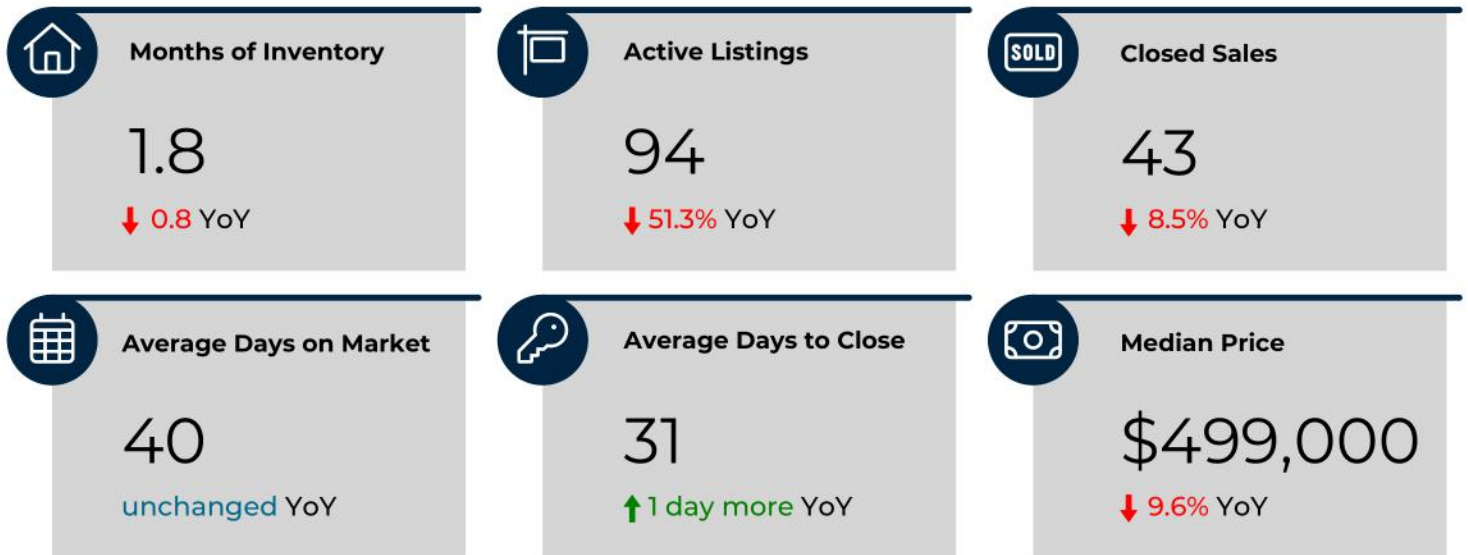


Source: Texas REALTORS®



Cedar Park Quick Look Market Report

October 2023 (Stats for Residential Resale Only)



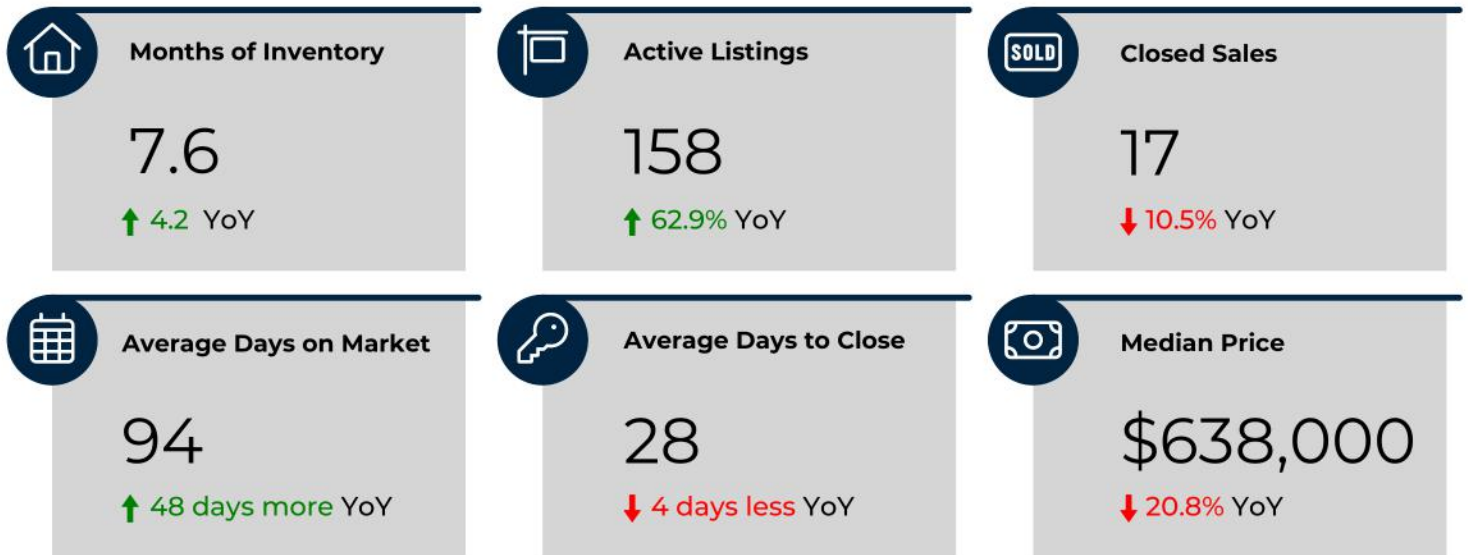
Source: Texas REALTORS®

Image courtesy of the City of Cedar Park.



Dripping Springs (78620) Quick Look Market Report

October 2023 (Stats for Residential Resale Only)

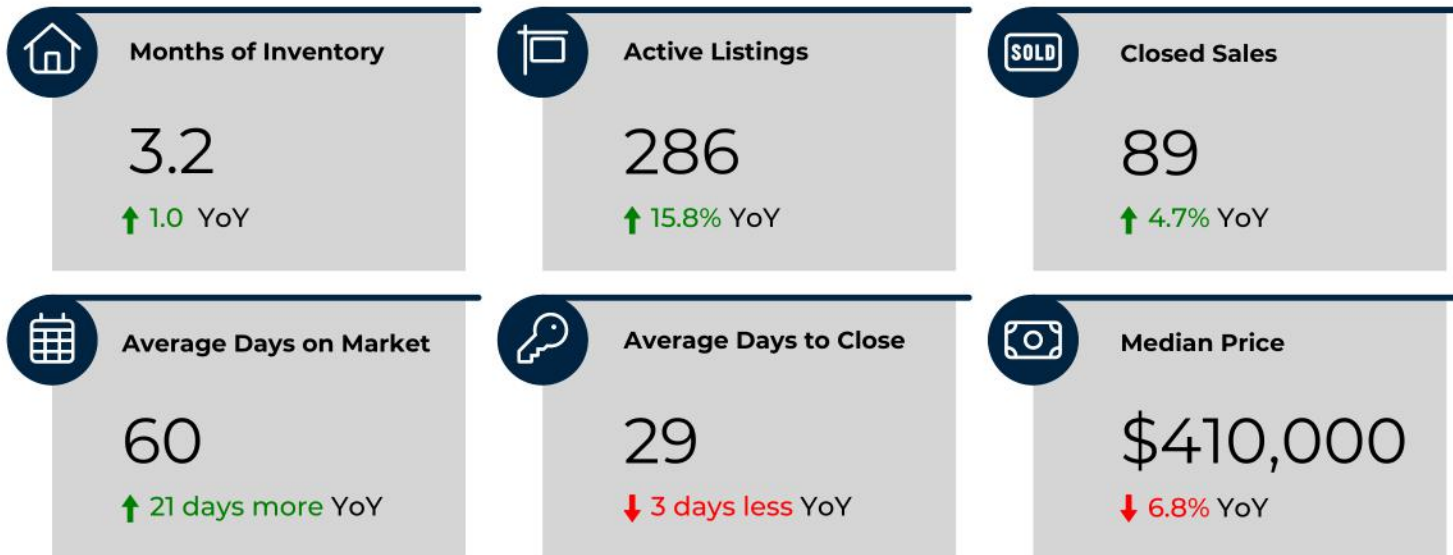


Source: Texas REALTORS®



Georgetown Quick Look Market Report

October 2023 (Stats for Residential Resale Only)



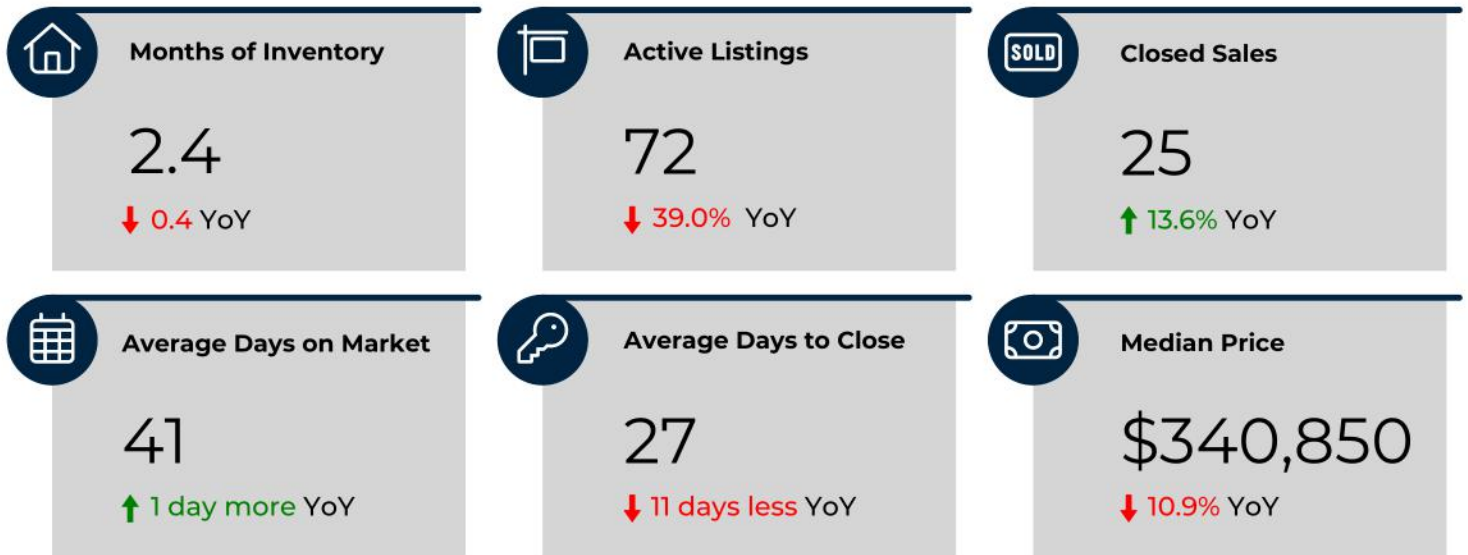
Source: Texas REALTORS®



Hutto

Quick Look Market Report

October 2023 (Stats for Residential Resale Only)



Source: Texas REALTORS®

Image Source: abor.com



Kyle (78640)

Quick Look Market Report

October 2023 (Stats for Residential Resale Only)



Months of Inventory

3.4

↑ 1.0 YoY



Active Listings

171

↑ 5.6% YoY



Closed Sales

56

↑ 21.7% YoY



Average Days on Market

48

↑ 1 day more YoY



Average Days to Close

29

↓ 2 days less YoY



Median Price

\$323,750

↓ 5.9% YoY

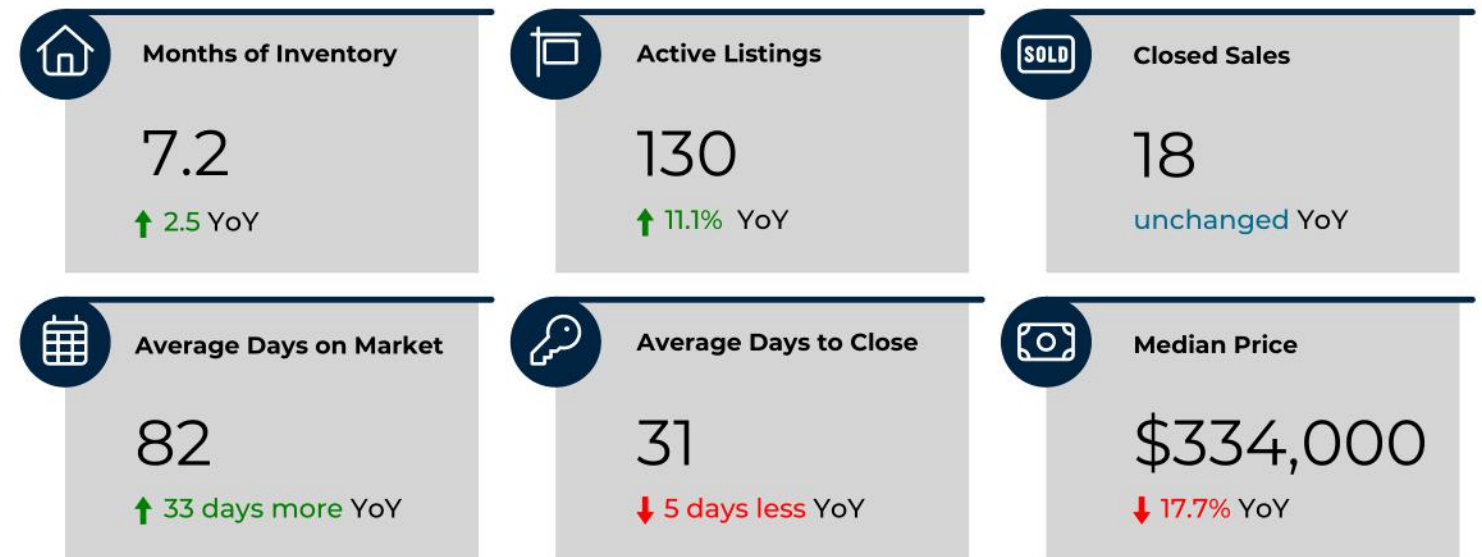
Source: Texas REALTORS®



Lago Vista

Quick Look Market Report

October 2023 (Stats for Residential Resale Only)



Source: Texas REALTORS®



Lakeway

Quick Look Market Report

October 2023 (Stats for Residential Resale Only)



Months of Inventory

4.9

↑ 1.9 YoY



Active Listings

119

↑ 17.8% YoY



Closed Sales

29

↑ 38.1% YoY



Average Days on Market

62

↑ 21 days more YoY



Average Days to Close

26

↓ 8 days less YoY



Median Price

\$750,000

↓ 10.3% YoY

Source: Texas REALTORS®



Leander Quick Look Market Report

October 2023 (Stats for Residential Resale Only)



Months of Inventory

2.8

unchanged YoY



Active Listings

135

↓ 28.2% YoY



Closed Sales

38

↓ 15.6% YoY



Average Days on Market

72

↑ 33 days more YoY



Average Days to Close

27

↓ 2 days less YoY



Median Price

\$381,500

↓ 17.1% YoY

Source: Texas REALTORS®

Photo Source: City of Leander Facebook

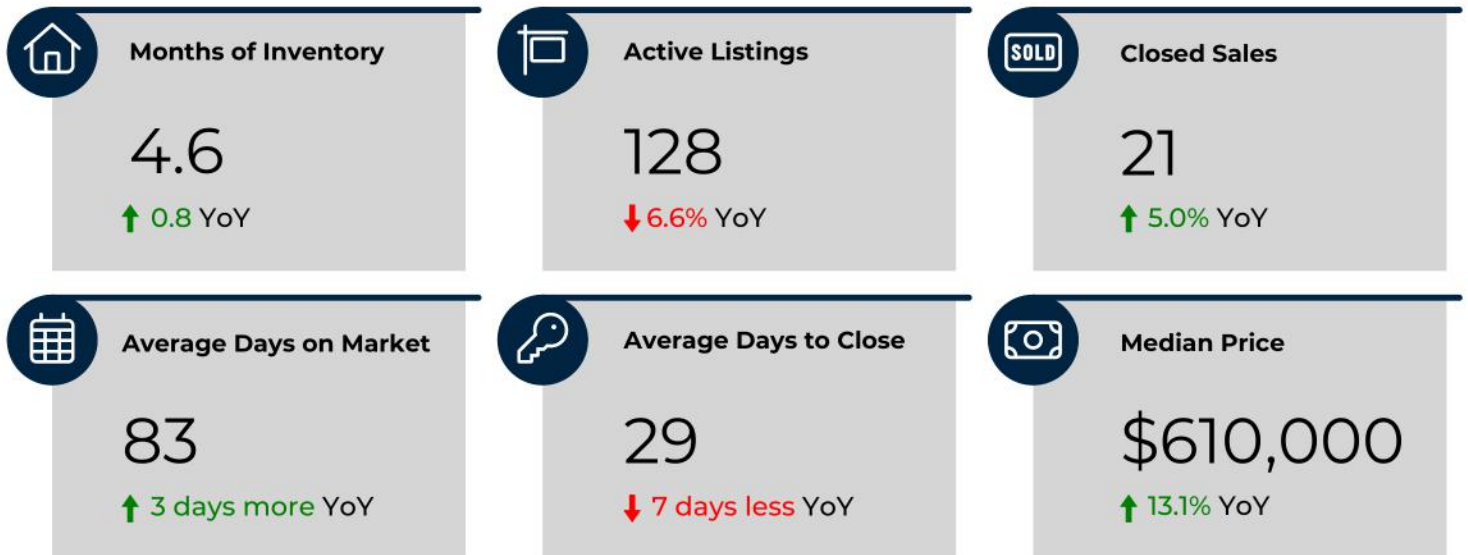




Liberty Hill (78642)

Quick Look Market Report

October 2023 (Stats for Residential Resale Only)



Source: Texas REALTORS®
Stats for Residential Resale Only



Manor

Quick Look Market Report

October 2023 (Stats for Residential Resale Only)



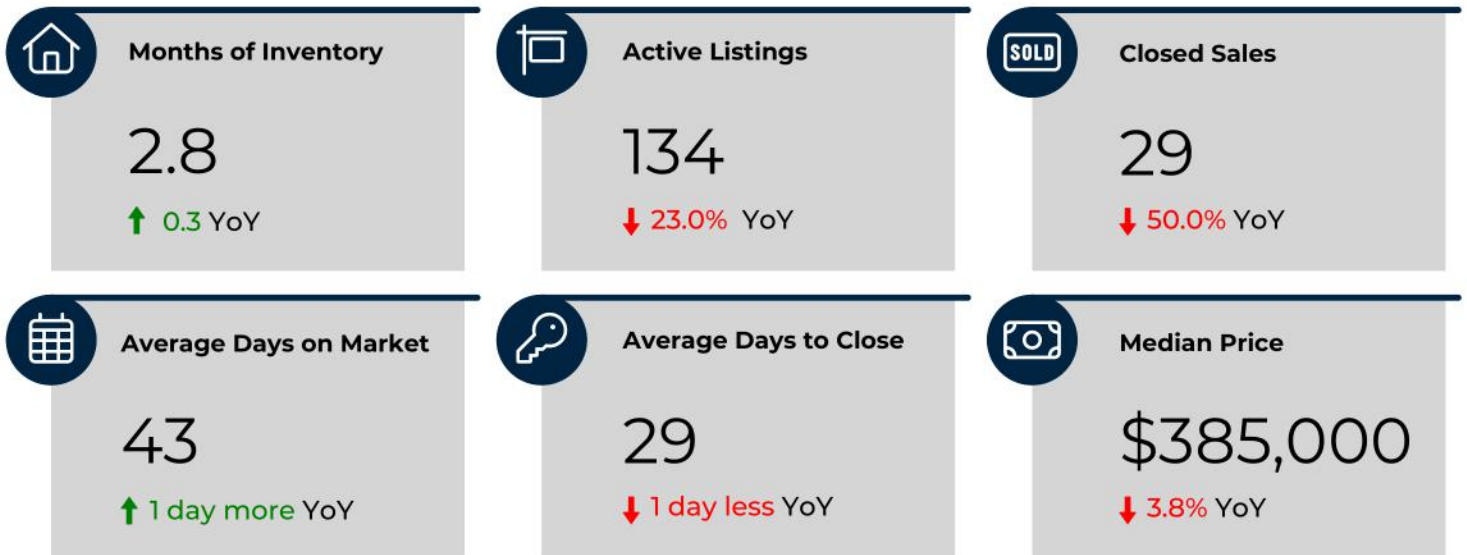
Source: Texas REALTORS®



Pflugerville

Quick Look Market Report

October 2023 (Stats for Residential Resale Only)



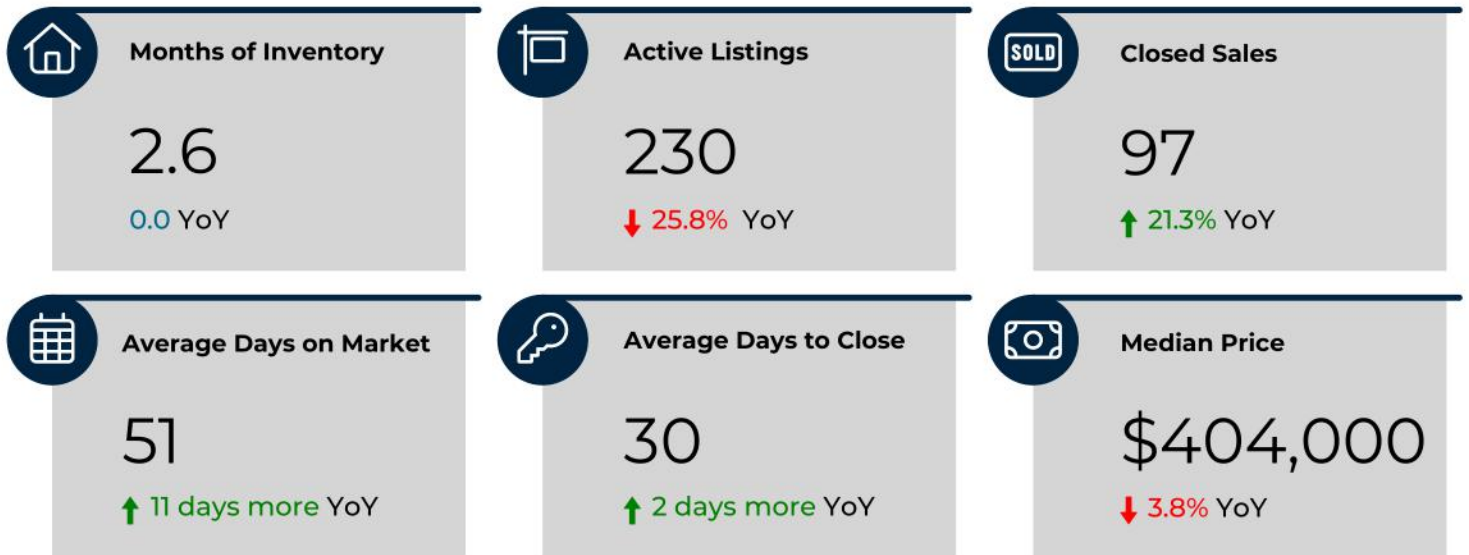
Source: Texas REALTORS®



Round Rock

Quick Look Market Report

October 2023 (Stats for Residential Resale Only)



Source: Texas REALTORS®



**CHECK BACK
NEXT MONTH!**

Reach out to your Stewart Title
Business Development Rep for a PDF or JPG copy.

www.stewart.com/austin

