



OCTOBER 2024 LABOR MARKET REVIEW

TABLE OF CONTENTS



Page 2 – Board of Directors

Page 4 – Highlights of the Labor Force

Page 5 – Unemployment Claimants

Page 7 – Employment by Sectors

Page 18 – HerForce

WORKFORCE
SOLUTIONS BORDERPLEX

Board of Directors

Board Chair

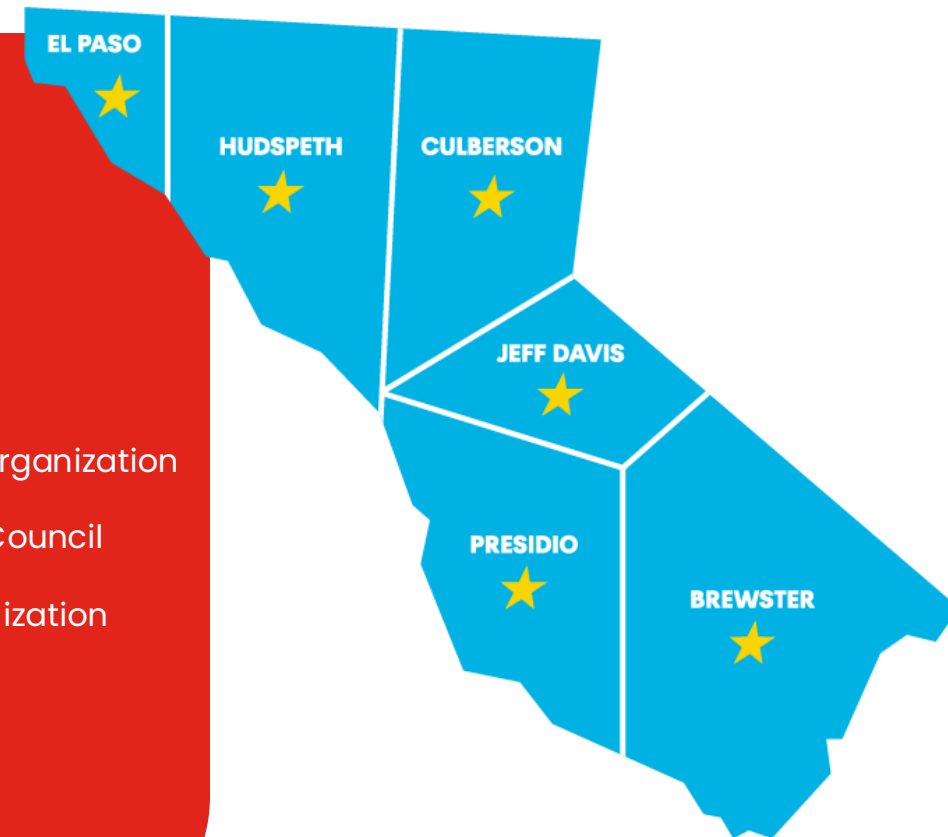
Bobby Blanco, Private Sector

Vice Chair

Ruben Torres, Private Sector

Dr. Armando Aguirre, Public Education
Robert Alcalá, Vocational Rehabilitation
Dr. Carlos Amaya, GED
Satish Bhaskar, Public Assistance
Ruben Chavez, Private Sector
Chrystal Davis, Community-Based Organization
Dan Dunlap, Private Sector
Ernestina Fauntleroy, Private Sector
Michelle Fenton, Private Sector
Eduardo Garcia, Economic Development
Art Garza, Private Sector
Bob Gear, Public Employment

Christina Gonzalez, Private Sector
Leonard Goodman III, Private Sector
Luis Hernandez, Higher Education
Randall Kinzie, Private Sector
Ruby Maldonado, Private Sector
Elizabeth Moya, Community-Based Organization
Mary Jo Ochoa-Hernandez, Literacy Council
Mica Short, Community-Based Organization
Frank Spencer, Private Sector
Adam Valdez, Organized Labor
Emma Wollschlager, Private Sector
Melissa Zamora, Private Sector



Board of Directors



To our members,

We are pleased to present the Labor Market Review that examines how the workforce area performed during **October 2024**. We are incorporating unemployment insurance claimant data to provide perspective on the ongoing pandemic effect.

The information presented in this newsletter was gathered from federal and state sources and pertains to the El Paso MSA, the Workforce Solutions Borderplex region, and the City of El Paso.

We look forward to performing to your highest standards in communicating pertinent information regarding the workforce as it relates to our objectives at WSB.

If there is additional information that you would like to see presented here, please send your comments and suggestions to:

kandolite.carson@borderplexjobs.com



HIGHLIGHTS OF THE LABOR FORCE OCTOBER 2024

THE BORDERPLEX REGION

- THE LABOR FORCE INCREASED BY 1,265 FROM THE PREVIOUS MONTH
- THE NUMBER OF EMPLOYED INDIVIDUALS INCREASED BY 660 FROM THE PREVIOUS MONTH
- THE NUMBER OF UNEMPLOYED INDIVIDUALS INCREASED BY 605 FROM THE PREVIOUS MONTH

EL PASO, TX MSA

- EL PASO, TX MSA UNEMPLOYMENT WAS AT 4.5%, WITH A TOTAL OF 17,629 UNEMPLOYED INDIVIDUALS
- EL PASO, TX MSA ADDED 5,500 NONFARM JOBS SINCE OCTOBER 2023
- EL PASO, TX MSA ADDED 2,400 NONFARM JOBS FROM THE PREVIOUS MONTH

RURAL COUNTIES (BREWSTER, CULBERSON, JEFF DAVIS, HUDSPETH, AND PRESIDIO COUNTIES)

- THE LABOR FORCE INCREASED BY 92 FROM THE PREVIOUS MONTH
- THE NUMBER OF EMPLOYED INDIVIDUALS INCREASED BY 81 FROM THE PREVIOUS MONTH
- THE NUMBER OF UNEMPLOYED INDIVIDUALS INCREASED BY 11 FROM THE PREVIOUS MONTH



NOTEWORTHY IN OCTOBER 2024 (Non-Seasonally Adjusted)

		October 2024				September 2024				October 2023			
		Labor Force	Employment	Unemployment	Rate	Labor Force	Employment	Unemployment	Rate	Labor Force	Employment	Unemployment	Rate
Texas	State	15,573,854	14,931,539	642,315	4.1	15,552,790	14,919,847	632,943	4.1	15,123,857	14,559,493	564,364	3.7
El Paso	MSA	393,567	375,938	17,629	4.5	392,400	375,373	17,027	4.3	383,500	367,275	16,225	4.2
Borderplex	WDA	403,622	385,593	18,029	4.5	402,357	384,933	17,424	4.3	393,166	376,571	16,595	4.2
Brewster	County	4,736	4,578	158	3.3	4,640	4,493	147	3.2	4,468	4,338	130	2.9
Culberson	County	1,311	1,278	33	2.5	1,331	1,298	33	2.5	1,241	1,202	39	3.1
El Paso	County	391,648	374,101	17,547	4.5	390,475	373,522	16,953	4.3	381,618	365,460	16,158	4.2
Hudspeth	County	1,919	1,837	82	4.3	1,925	1,851	74	3.8	1,882	1,815	67	3.6
Jeff Davis	County	951	914	37	3.9	954	920	34	3.6	946	917	29	3.1
Presidio	County	3,057	2,885	172	5.6	3,032	2,849	183	6.0	3,011	2,839	172	5.7
El Paso	City	326,087	312,155	13,932	4.3	325,205	311,672	13,533	4.2	317,793	304,945	12,848	4.0
Socorro	City	16,317	15,536	781	4.8	16,285	15,512	773	4.7	15,925	15,177	748	4.7

NOTEWORTHY IN OCTOBER 2024



4.5%
EL PASO
MSA
UNEMPLOYMENT
RATE

El Paso
4.5%

Hudspeth
4.3%

Culberson
2.5%



Jeff Davis
3.9%

Presidio
5.6%

Brewster
3.3%

TEXAS 4.1%



AVERAGE WEEKLY WAGES

(2nd Quarter 2024)

Average Weekly Wage (1st Quarter 2024)					
	Q2 2024	Q1 2024	Q2 2023	Quarterly Change	Yearly Change
Borderplex	\$954	\$976	\$915	(\$22)	\$39
Texas	\$1,381	\$1,540	\$1,321	(\$159)	\$60
USA	\$1,143	\$1,527	\$1,332	(\$384)	(\$189)



WHERE DO WE WORK?

The three Super Sectors with the **GREATEST** employment for the El Paso MSA in October 2024 were:

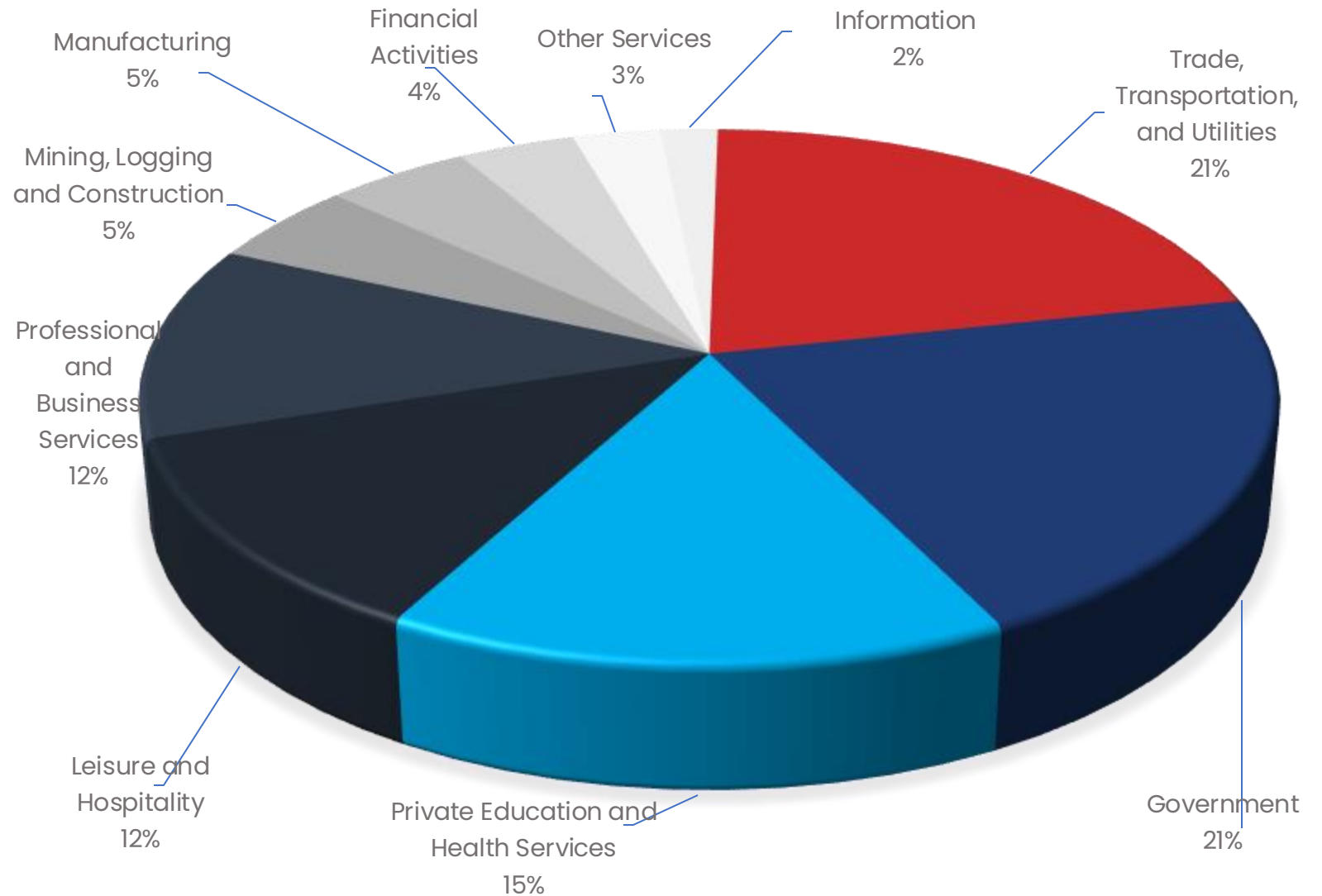
1. Trade, Transportation, and Utilities
2. Government
3. Private Education and Health Services

These three Super Sectors represented 58% of the total nonfarm employment.

The three Super Sectors with the **LEAST** employment for the El Paso MSA in October 2024 were:

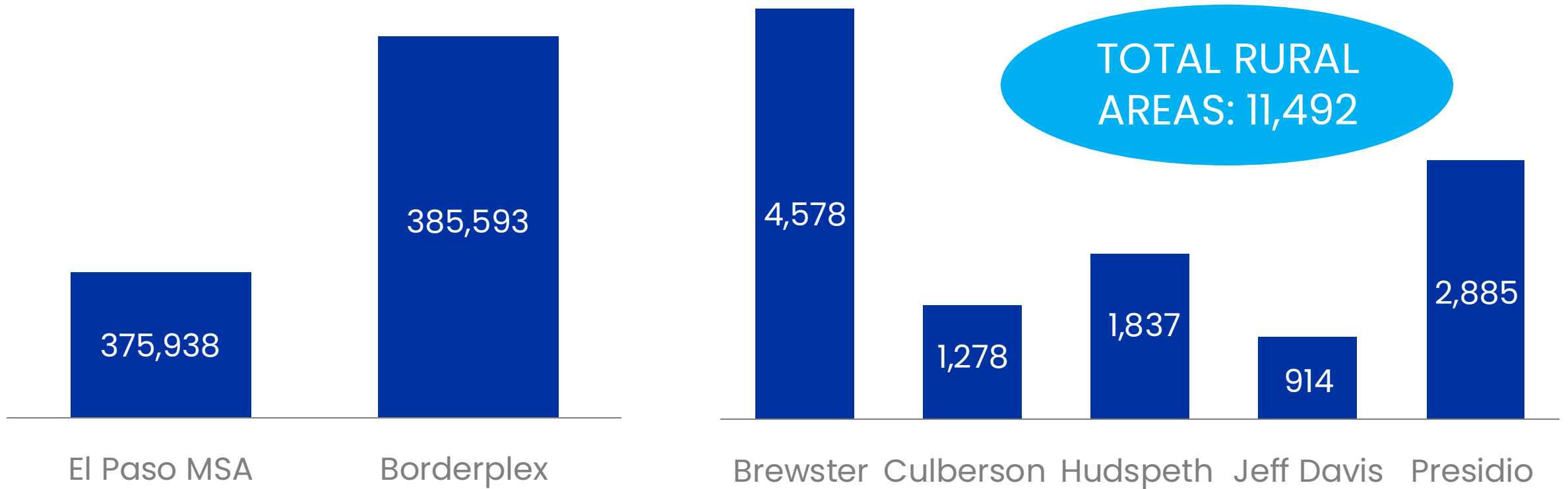
1. Financial Activities
2. Other Services
3. Information

These three Super Sectors represented 9% of the total nonfarm employment.



WHERE DO WE WORK?

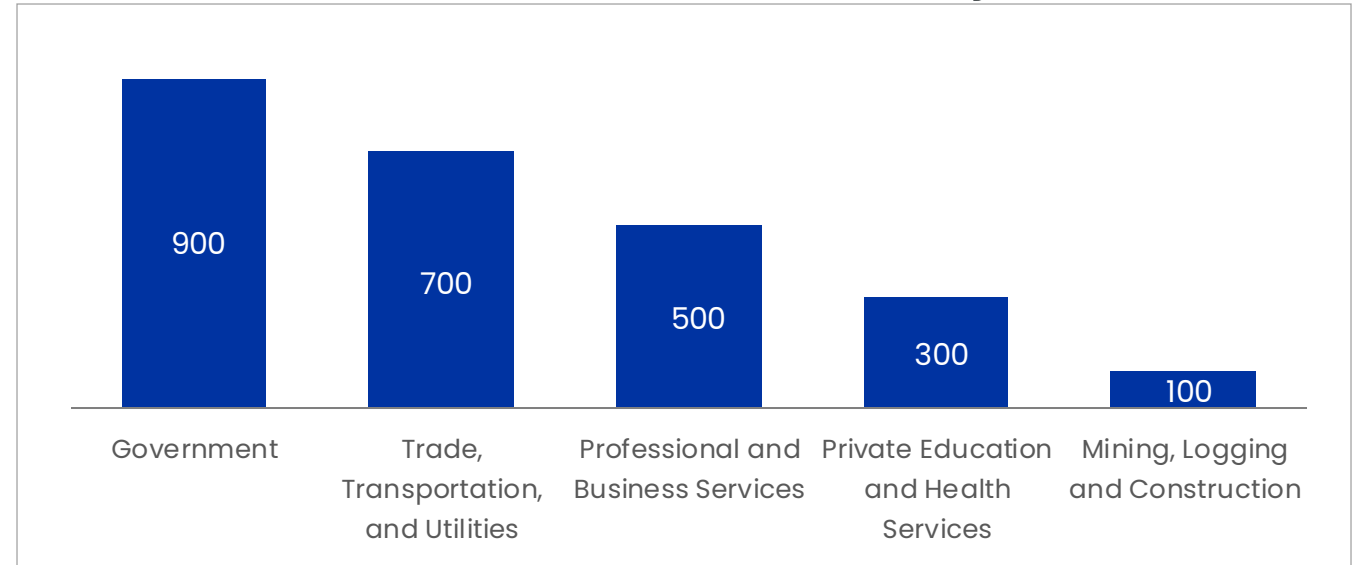
EMPLOYMENT in October 2024



WHERE DO WE WORK? (Cont.)



Industries Sectors that added jobs



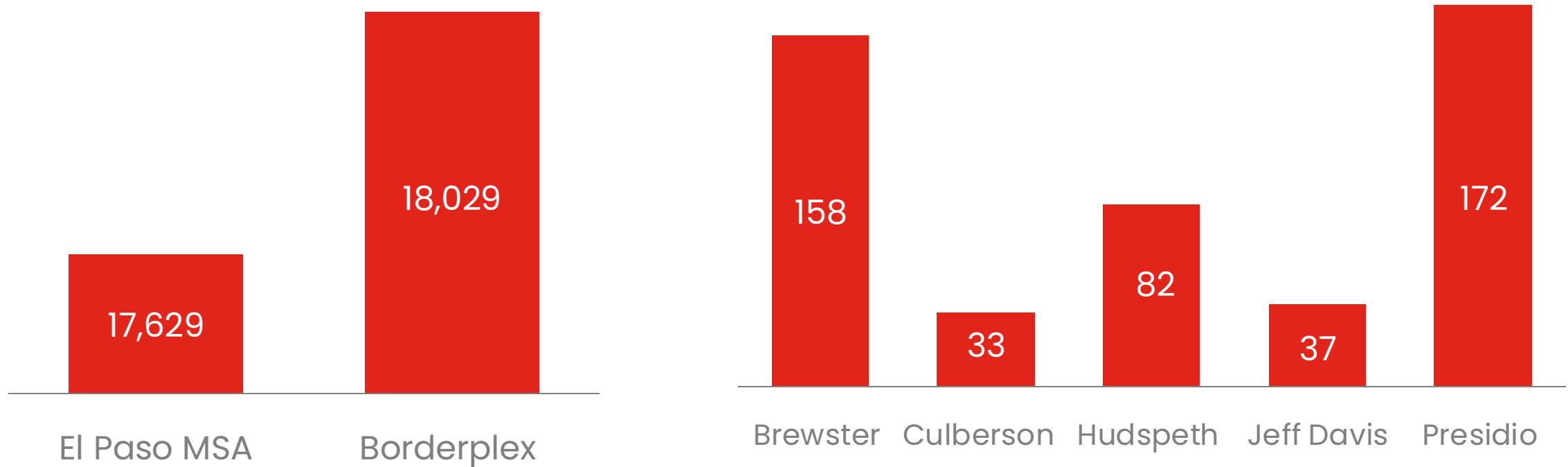
Top 5 Job Postings in the El Paso, TX MSA – October 2024

Occupation	Vacancies	Median Hourly Earnings BLS 2023
Retail Salespersons	947	\$ 13.15
Registered Nurses	728	\$ 37.47
First-Line Supervisors of Retail Sales Workers	725	\$ 17.27
Fast Food and Counter Workers	395	\$ 10.89
Medical and Health Services Managers	394	\$ 47.55

Job postings active during September 2024

WHERE ARE WE LOSING JOBS?

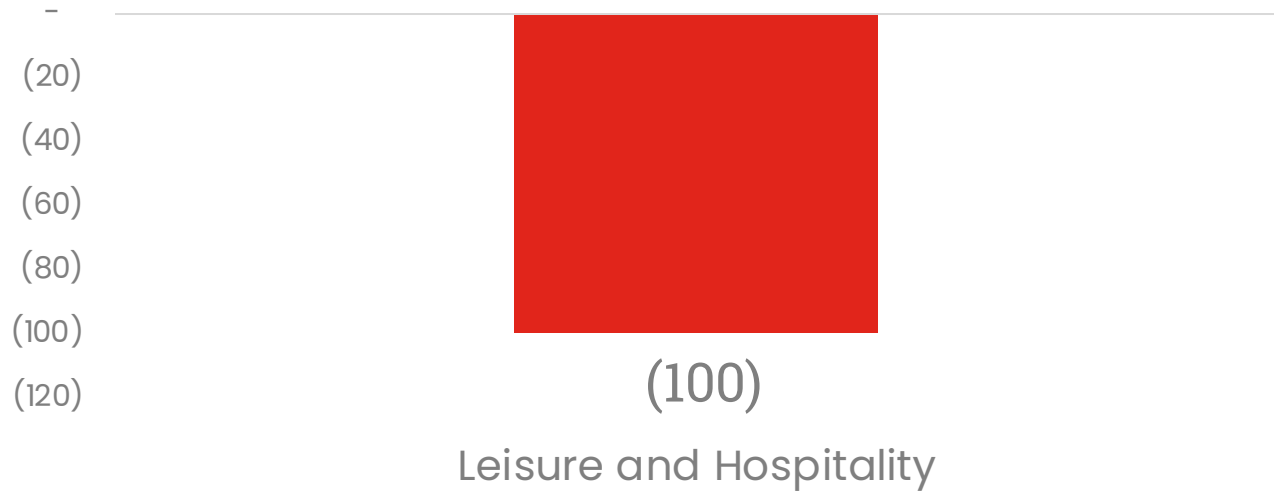
UNEMPLOYMENT in October 2024



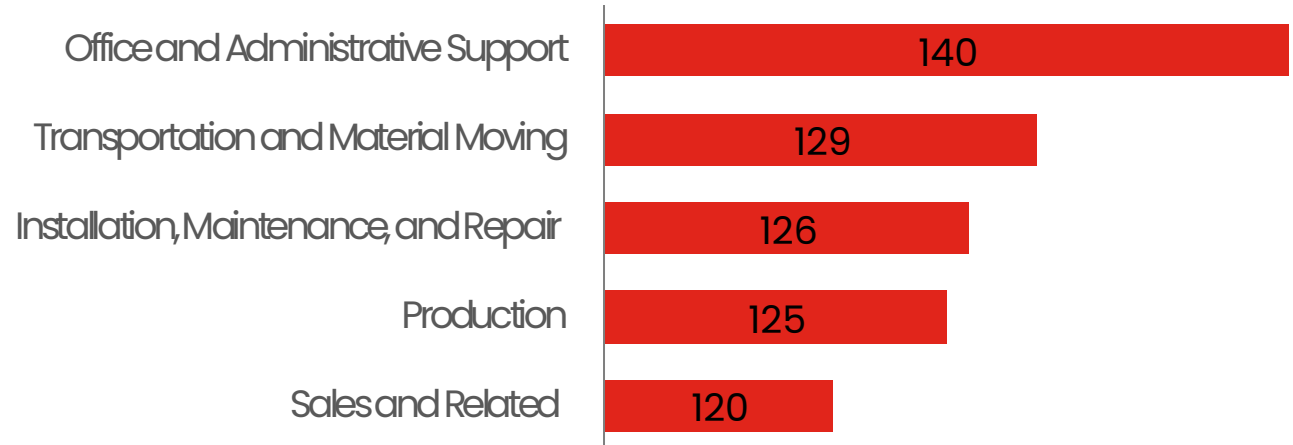
WHERE DO WE WORK? (Cont.)



Industry Sectors that lost jobs



Top 5 Unemployment Claimants Occupations



No occupation identified for 44 Active UI claimants

UNEMPLOYMENT INSURANCE CLAIMANT DATA



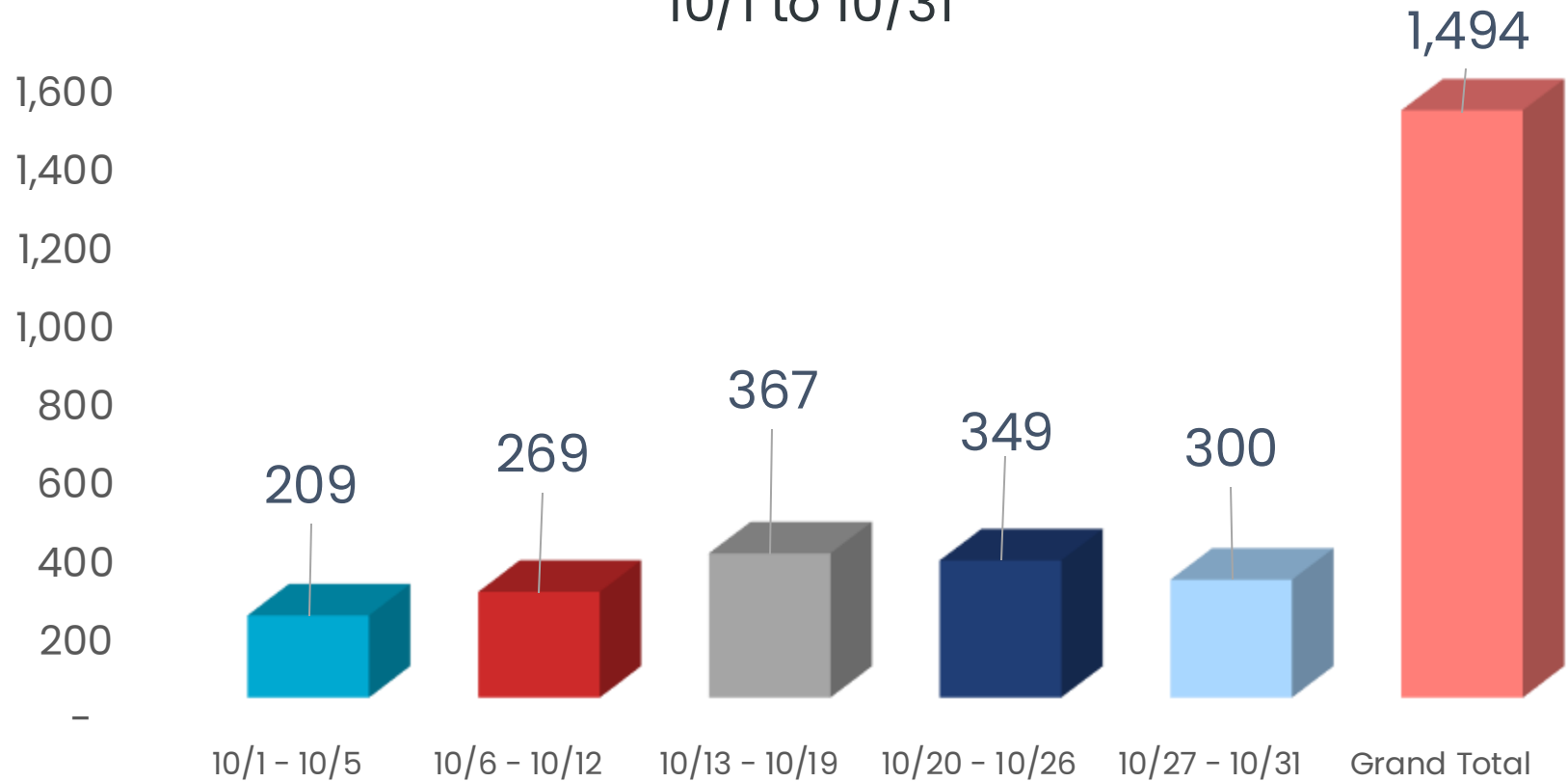
This report reflects the **Borderplex Region**. Including these 6 counties:

- Brewster
- Culberson
- El Paso
- Hudspeth
- Jeff Davis
- Presidio

An Active Claimant is someone who meets any of these conditions:

- Claimant had to have a payment within 21 days
- The most recent Claimant certified date is within 21 days
- The claim status date is within 28 days

ACTIVE UI CLAIMANTS BY WEEK BORDERPLEX REGION 10/1 to 10/31



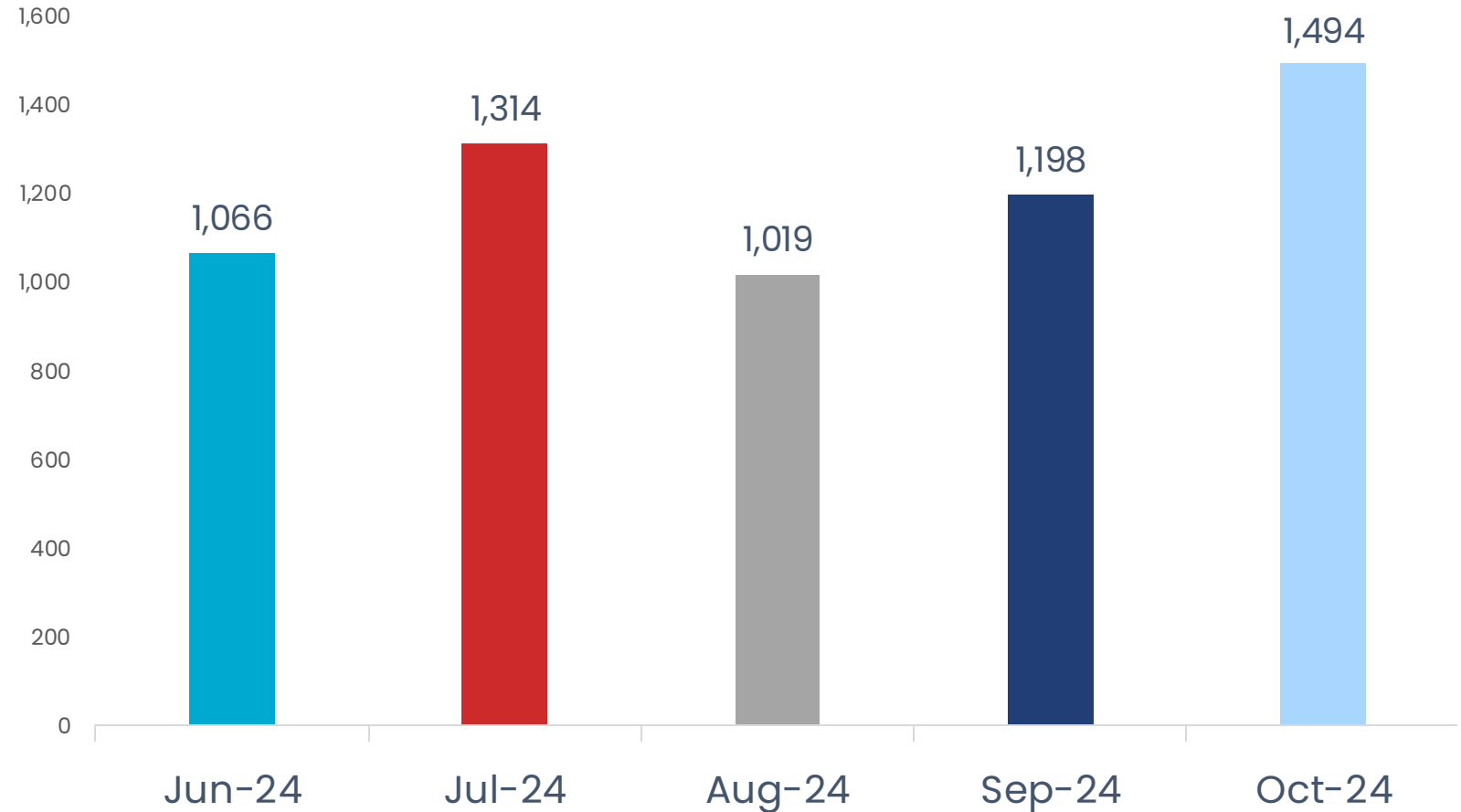
UNEMPLOYMENT INSURANCE CLAIMANT DATA



This report reflects the **Borderplex Region**. Including these 6 counties:

- Brewster
- Culberson
- El Paso
- Hudspeth
- Jeff Davis
- Presidio

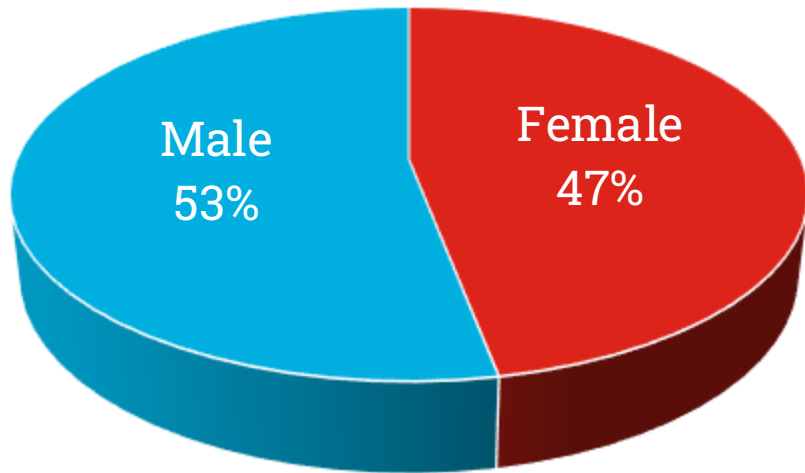
ACTIVE UI CLAIMANTS BY MONTH BORDERPLEX REGION



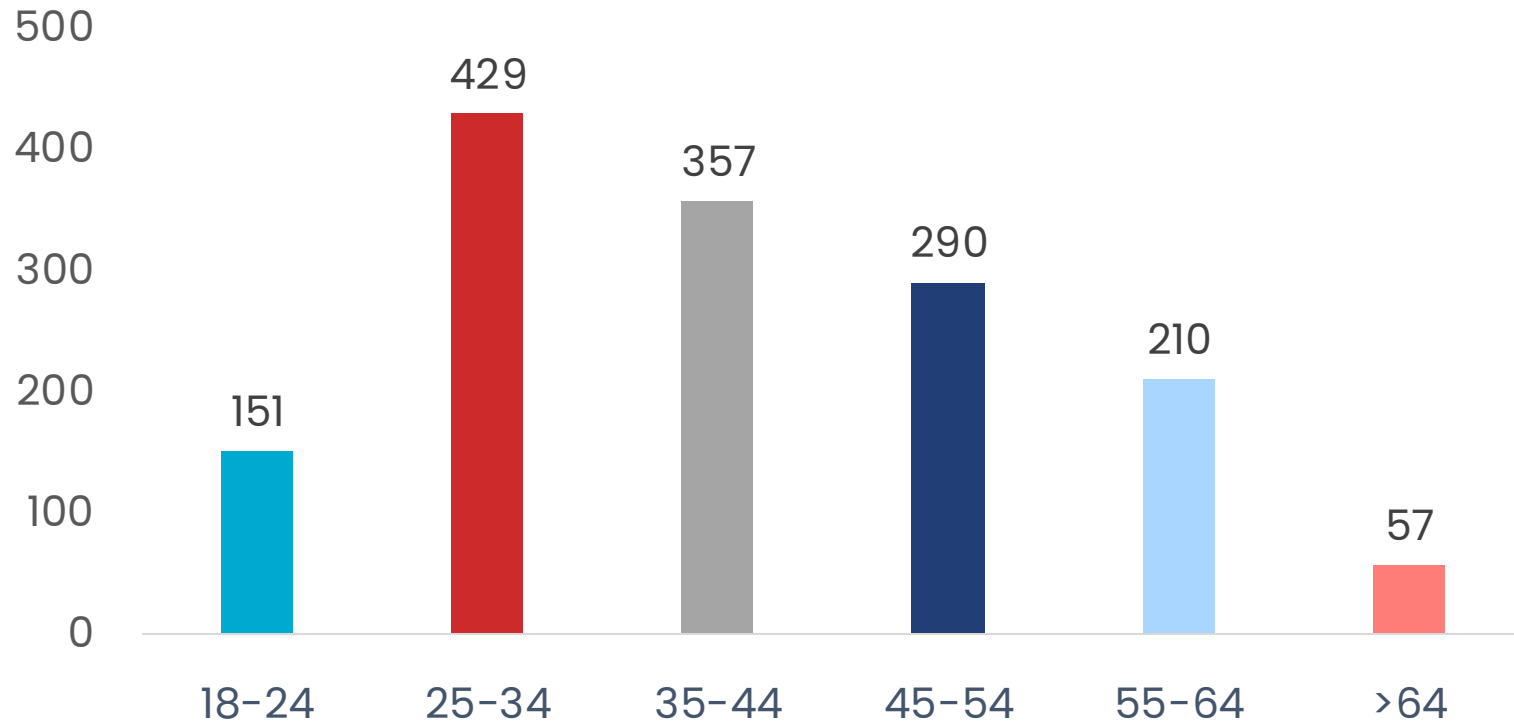
UNEMPLOYMENT INSURANCE CLAIMANT DATA

ACTIVE UI CLAIMANTS BY WEEK
BORDERPLEX REGION
10/1 to 10/31

Gender



Age



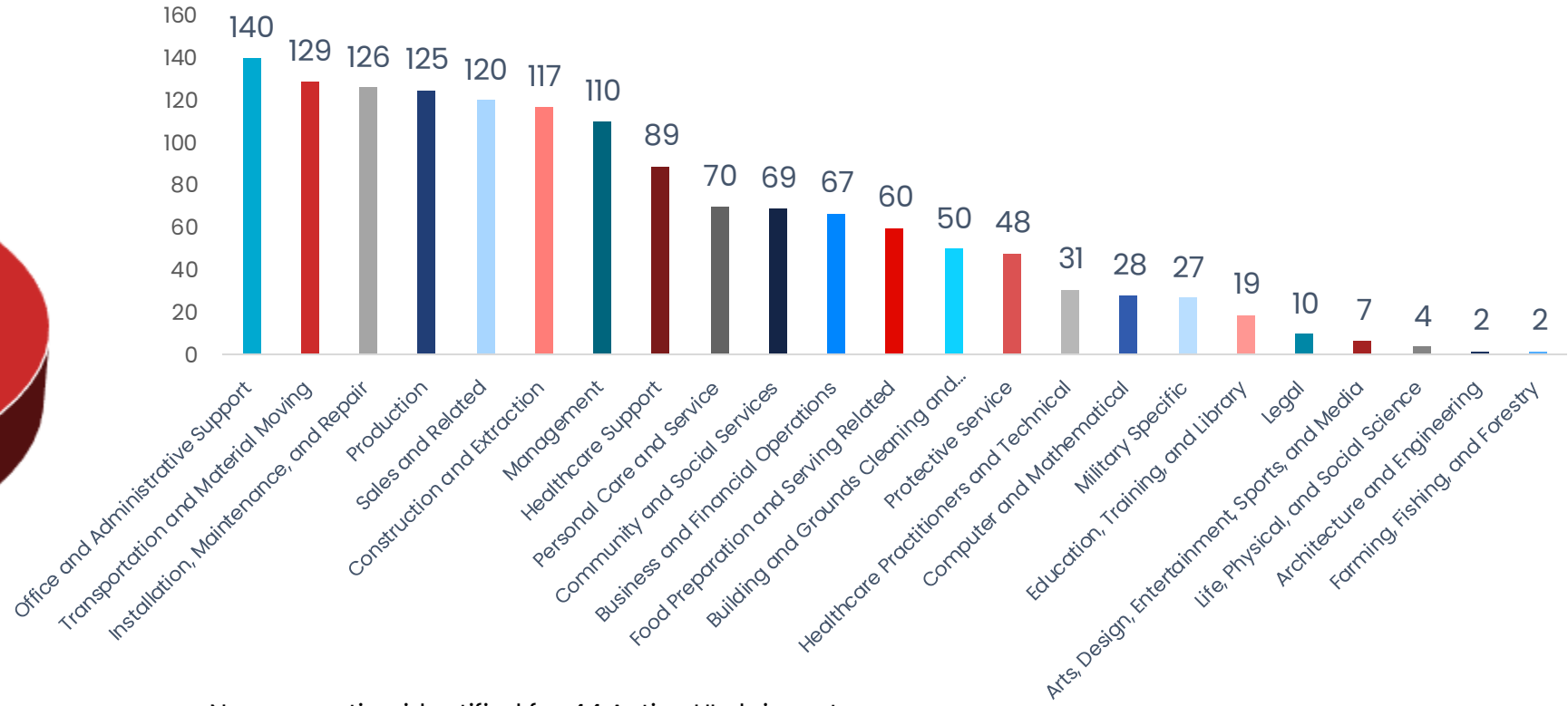
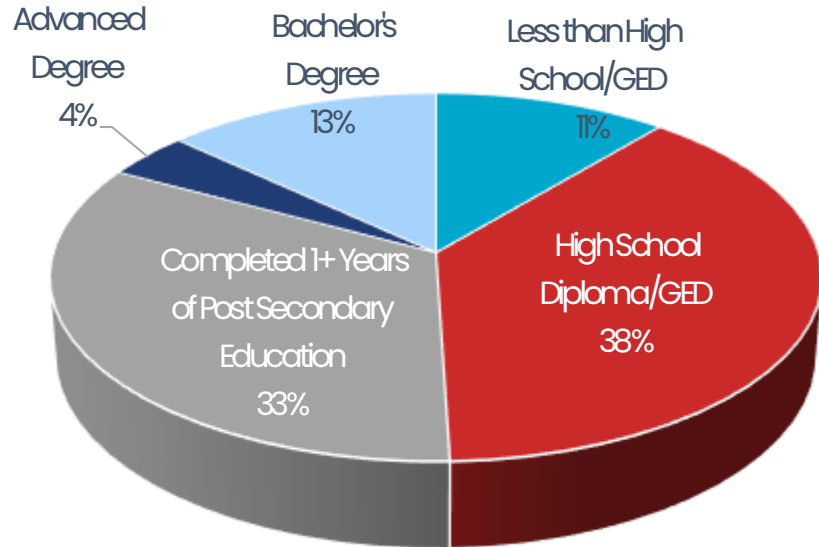
An Active Claimant is someone who meets any of these conditions:

- Claimant had to have a payment within 21 days
- The most recent Claimant certified date is within 21 days
- The claim status date is within 28 days

UNEMPLOYMENT INSURANCE CLAIMANT DATA



ACTIVE UI CLAIMANTS BY WEEK
BORDERPLEX REGION
10/1 to 10/31

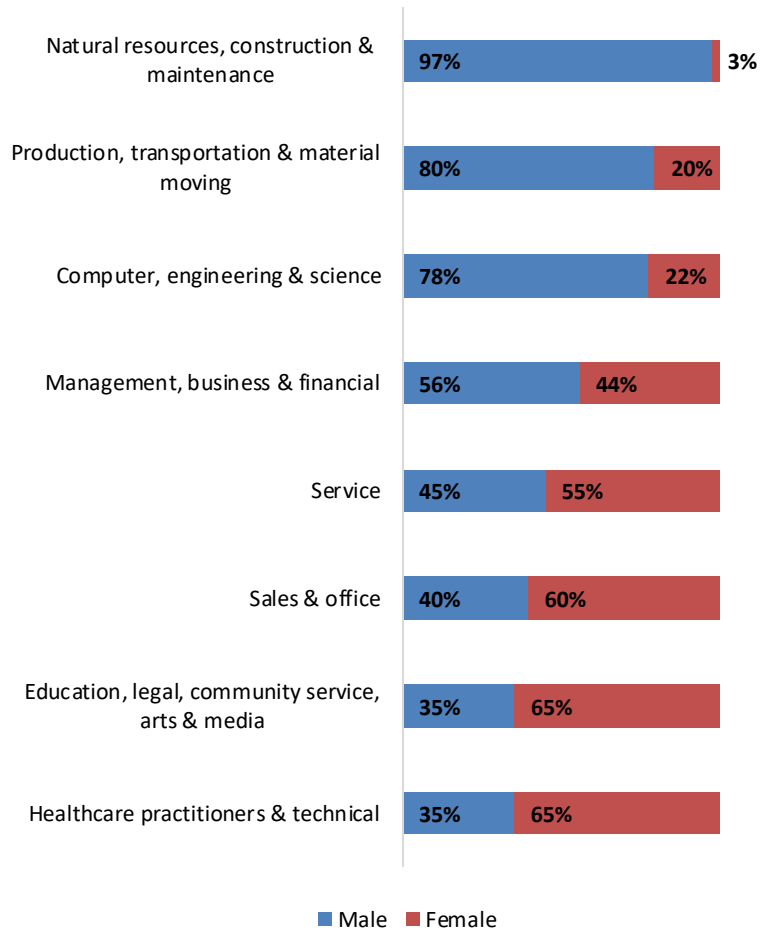


No occupation identified for 44 Active UI claimants

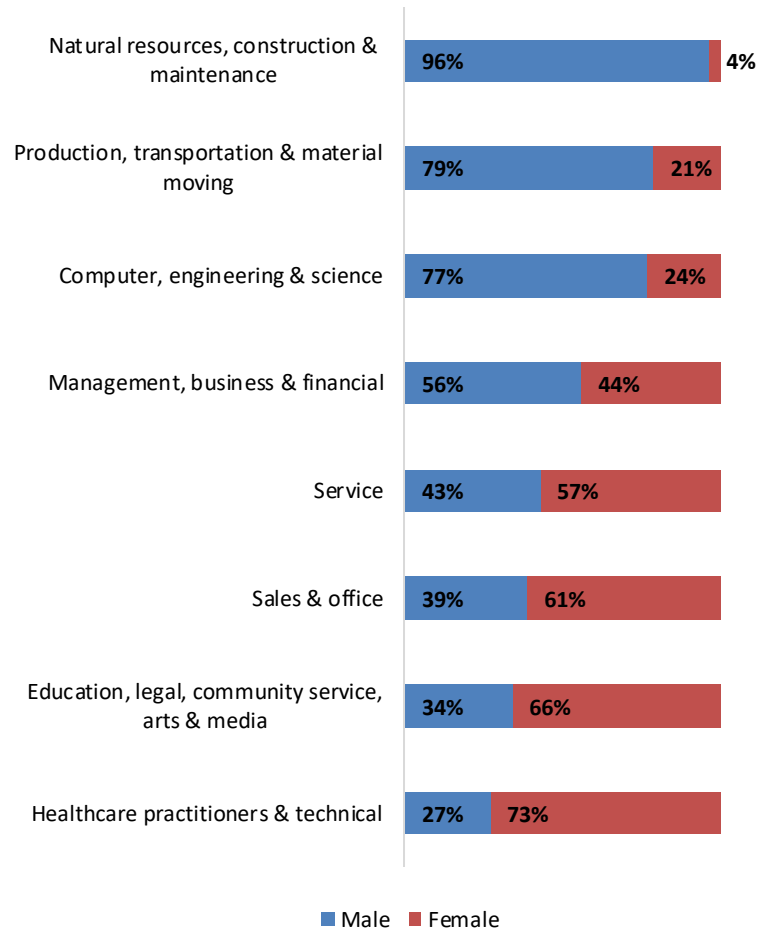
Occupation by Gender

Population 16+ years

El Paso County
2022



Texas
2022



- In both El Paso County and Texas, occupations such as Natural resources, construction & maintenance, and Production, transportation & material moving are **predominantly male**.
- Occupations in Healthcare practitioners & technical and Education, legal, community service, arts & media are **predominantly female**.

The graphs highlight a clear **lack of equal gender representation across most occupations** in both El Paso County and Texas.

WSB addresses the gender equity and wage gap by providing new initiatives tailored to assist women in succeeding in the workforce. We offer resources such as childcare, training assistance and job search assistance, among others. If you are interested in these or any other of our services, feel free to fill out [this form](#) and a WSB member will contact you soon.

SOURCES



A proud partner of the
americanjobcenter
network

Labor Market & Career Information, Texas Workforce Commission November 2024, JobsEQ November 2024, Bureau of Labor Statistics May 2023, US Census 2022. To access previous reports, please visit the Workforce Trends and Data section of our website: <http://www.borderplexjobs.com/regional-statistics/workforce-trends-and-data>

Funded by all or in part of, the Department of Labor/ETA WIOA Formula Grants and Wagner-Peyser; the Department of Health and Human Services TANF and Childcare Development Fund; and the Food and Nutrition Service SNAP Employment & Training.”

Equal Opportunity Employer/Program. Auxiliary aids and services are available upon request to individuals with disabilities. Relay Texas: 711 (Voice) or 1-800-735-2989 (TTY).

Igualdad de oportunidades de Empleo/Programas. Equipo auxiliar y servicios de apoyo están disponibles para personas con discapacidad al ser requeridos. Relay Texas: 711 (Voz) o 1-800-735-2989 (TTY)