

USER MANUAL

MODEL: BTSP-1001 v 2.0

ILLUMI DREAMS™

Sleep Better...Dream Better...



ILLUMI DREAMS STAR PROJECTOR

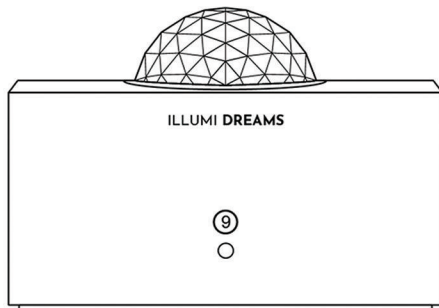
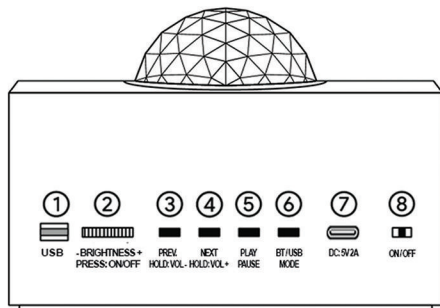
www.illumidreams.com



620-4-ILLUMI

Welcome To Illumi Dreams!

Thank you for purchasing the Illumi Dreams Star Projector. Please read through the entire user manual before use, and keep this manual handy for future reference. This item is not a toy. Always use with adult supervision. Should you have any questions or concerns feel free to contact us at 620-4-ILLUMI or via support@illumidreams.com.

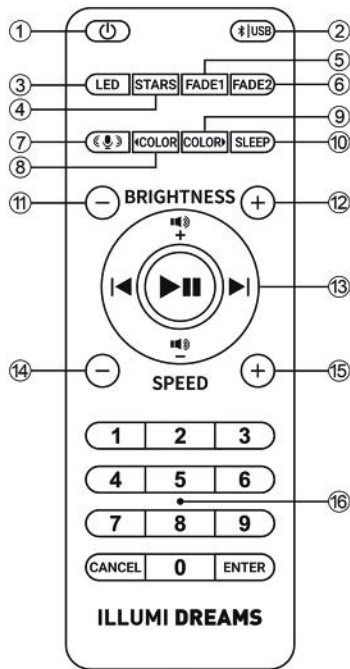


Product Controls

1. USB drive.
2. Brightness adjustment for the nebula projection (LED). Turn to the right to brighten, or turn to the left to darken. Press the button to turn the nebula projection on or off.
3. Press to play the previous audio file. Press and hold to decrease the volume.
4. Press to play the next audio file. Press and hold to increase the volume.
5. Press to play or pause.
6. Press to toggle between the USB drive and Bluetooth connection.
7. DC power input: (5V / 2A).
8. Power switch.
9. Infrared remote sensor.


Remote Operations

1. **POWER:** Turns the unit on or off.
2. **BT / USB:** Toggle between Bluetooth and USB mode.
3. **LED:** Turns the nebula projection on or off.
4. **STARS:** Toggles the laser stars from fading in and out (default setting), to always on, and off.
5. **FADE 1:** Fades the LED lights between individual colors.
6. **FADE 2:** Fades the LED lights using multiple colors.
7. **SOUND ACTIVATION:** Turns sound activation mode on or off. Lights will change randomly based on room sounds.
8. **COLOR:** Changes to the previous color.
9. **COLOR:** Changes to the next color.
10. **SLEEP TIMER:** Toggles between 30 minutes, 1 hour, and 2 hour sleep timers. Pressing it a 4th time turns the sleep timer off.
11. **BRIGHTNESS(-):** Decreases the brightness.



12. BRIGHTNESS(+): Increases the brightness.

13. CENTER PAD:

 Increases the volume.

 Decreases the volume.

 Skip to the previous audio file (holding the button down will rewind).

 Skip to the next audio file (holding the button down will fast forward).

 Plays and pauses the audio.

14. SPEED – Slows down the nebula rotation.

15. SPEED + Speeds up the nebula rotation.

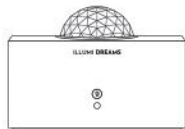
16. NUMERIC PAD: When in USB mode, select the audio file number and press enter to confirm and play your selection. Cancel will void the entry.

Note: The star projector will automatically enter into sleep mode after 8 hours. Pressing the power button will turn it back on.

Getting Started

To get started, first, connect one end of the USB cable to the power adapter and the other end to the star projector. Then, plug the power adapter into a wall outlet. If the USB drive isn't already connected, go ahead and insert it now. Next, flip the power switch located at the back of the star projector to the ON position. The unit will illuminate and begin playing the audio on the USB drive. You can use the remote, or buttons on the rear panel to control your star projector. To pair it to your smartphone, simply press the Bluetooth button on the remote (or rear of your device) and connect to the Bluetooth device labeled "ILLUMI DREAMS" through your smartphones Bluetooth settings. Have fun and enjoy!

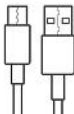
Package Contents



(1) Star Projector



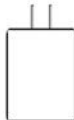
(1) Remote



(1) Cable



(1) USB Drive



(1) Power Adapter



(1) Playlist Insert

Specifications

Product Dimensions:	6.3" (L) x 4.7" (W) x 4.3" (H)
Maximum LED Power:	4w x 2
Power Output:	USB DC 5v / 2A
Operating Temperature:	14°F ~ 104°F
Remote Control Range:	33 feet
Projection Coverage:	161 ~ 538 ft2
Speakers:	3w x 2
Warranty:	1 year manufacturer's warranty

Meditation/Hypnosis Disclosure

All meditation and hypnosis content provided is intended for entertainment or relaxation purposes only. None of the content is intended to offer advice related medical or health issues. All meditations and hypnosis are regarded as self-hypnosis and is provided as is.

The Modern Merchant LLC (dba Illumi Dreams) accepts no responsibility or liability to any party for any disruption, loss, injury, or damage in any shape or form caused in part or in whole as a direct or indirect result of use or reliance upon the information and material presented. The information in this app does not guarantee or warrant any particular results.

* Do not listen to meditation or hypnosis content while driving or operating heavy machinery.

Playlist

1. A Tisket, A Tasket (30 min long)
2. BINGO Was His Name O (30 min long)
3. Cradle Song (30 min long)
4. Hush Little Baby (30 min long)
5. Mary Had A Little Lamb (30 min long)
6. Beauty And The Beast (39 min 33 sec long)
7. Briar Rose (8 min 31 sec long)
8. Clever Hans (8 min 16 sec long)
9. East Of The Sun And West Of The Moon (22 min 27 sec long)
10. Frederick And Catherine (10 min 40 sec long)
11. Hans In Luck (13 min 30 sec long)
12. Humpty Dumpty (13 min 52 sec long)
13. Jorinda And Jorindel (7 min 03 sec long)
14. Little Bo-Peep (11 min 51 sec long)
15. Little Red Riding Hood (4 min 09 sec long)
16. Peter Pan (4 hours 31 min 12 sec long)
17. Prince Hyacinth And The Dear Little Princess (15 min 04 sec long)
18. Snowdrop (13 min 57 sec long)
19. The Black Sheep (8 min 57 sec long)
20. The Cat And The Fiddle (8 min 40 sec long)
21. The Fisherman And His Wife (12 min 22 sec long)
22. The Fox And The Cat (2 min 31 sec long)
23. The Golden Bird (14 min 36 sec long)
24. The King Of The Golden Mountain (18 min 05 sec long)
25. The Little Peasant (11 min 06 sec long)

LULLABIES

BEDTIME
STORIES

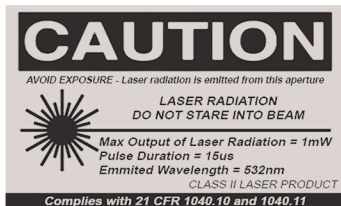
26. The Man In The Moon (10 min 06 sec long)
27. The Master Cat; Or, Puss In Boots (9 min 39 sec long)
28. The Mouse, The Bird, And The Sausage (3 min 56 sec long)
29. The Queen Bee (6 min 29 sec long)
30. The Seven Ravens (7 min 05 sec long)
31. The Story Of Little Boy Blue (16 min 13 sec long)
32. The Travelling Musicians (8 min 30 sec long)
33. The Wedding Of Mrs. Fox (6 min 25 sec long)
34. The White Snake (11 min 49 sec long)
35. The Willow-Wren And The Bear (5 min 13 sec long)
36. Three Wise Men Of Gotham (13 min 17 sec long)
37. A Peaceful Creek (2 hours long)
38. Calming Light Rain (2 hours long)
39. A Campfire In The Woods (2 hours long)
40. Heart Beat (2 hours long)
41. White Noise (2 hours long)
42. Deep Sleep Meditation (1 hour long)
43. Zen Music (1 hour long)
44. Spa Music (1 hour long)
45. Music Box Melodies (30 min long)
46. Relaxing Piano & Rain (1 hour long)
47. Classical Music: Frédéric Chopin (2 hours long)
48. Binaural Beats: Beta Waves (30 min long)
49. Solfeggio Frequencies: 174 Hz (30 min long)
50. ASMR:Clock Ticking (30 min long)

BEDTIME STORIES

AMBIENT SOUNDS

MEDITATION MUSIC SOUND THERAPY

⚠ CLASS 2 LASER SAFETY STATEMENT



LASER RADIATION / DO NOT STARE INTO BEAM

This device contains a class 2 laser product which complies with 21 CFR 1040.10 and 1040.11. The maximum output of laser radiation = 1mW. Pulse duration = 15us. Emitted wavelength = 532nm. Frequency = 29.86kHz. Do not disassemble this device.

FCC Statement

This equipment has been tested and found to comply with the limits for a Class B digital device, pursuant to part 15 of the FCC rules. These limits are designed to provide reasonable protection against harmful interference in a residential installation. This equipment generates, uses and can radiate radio frequency energy and, if not installed and used in accordance with the instructions, may cause harmful interference to radio communications. However, there is no guarantee that interference will not occur in a particular installation. If this equipment does cause harmful interference to radio or television reception, which can be determined by turning the equipment off and on, the user is encouraged to try to correct the interference by one or more of the following measures:

- Reorient or relocate the receiving antenna.
- Increase the separation between the equipment and receiver.
- Connect the equipment into an outlet on a circuit different from that to which the receiver is connected.
- Consult the dealer or an experienced radio/TV technician for help.

To assure continued compliance, any changes or modifications not expressly approved by the party. Responsible for compliance could void the user's authority to operate this equipment.

This equipment complies with Part 15 of the FCC Rules. Operation is subject to the following two conditions:

- (1) This device may not cause harmful interference, and
- (2) This device must accept any interference received, including interference that may cause undesired operation.

FCC Radiation Exposure Statement:

The equipment complies with FCC Radiation exposure limits set forth for uncontrolled environment. This equipment should be installed and operated with minimum distance 20cm between the radiator and your body.

Get In Touch

E-mail: support@illumidreams.com

Phone: 1-620-4-ILLUMI

Mail: P.O. Box 2481 Reston, VA 20195

Website: www.illumidreams.com



Social Media
@illumidreams

All content provided is copyrighted by The Modern Merchant LLC.