

NOVEMBER 2024 LABOR MARKET REVIEW

TABLE OF CONTENTS



Page 3 – Board of Directors

Page 5 – Highlights of the Labor Force

Page 9 – Employment by Sectors

Page 14 – Unemployment Claimants

Page 18 – HerForce



Board of Directors

Board Chair

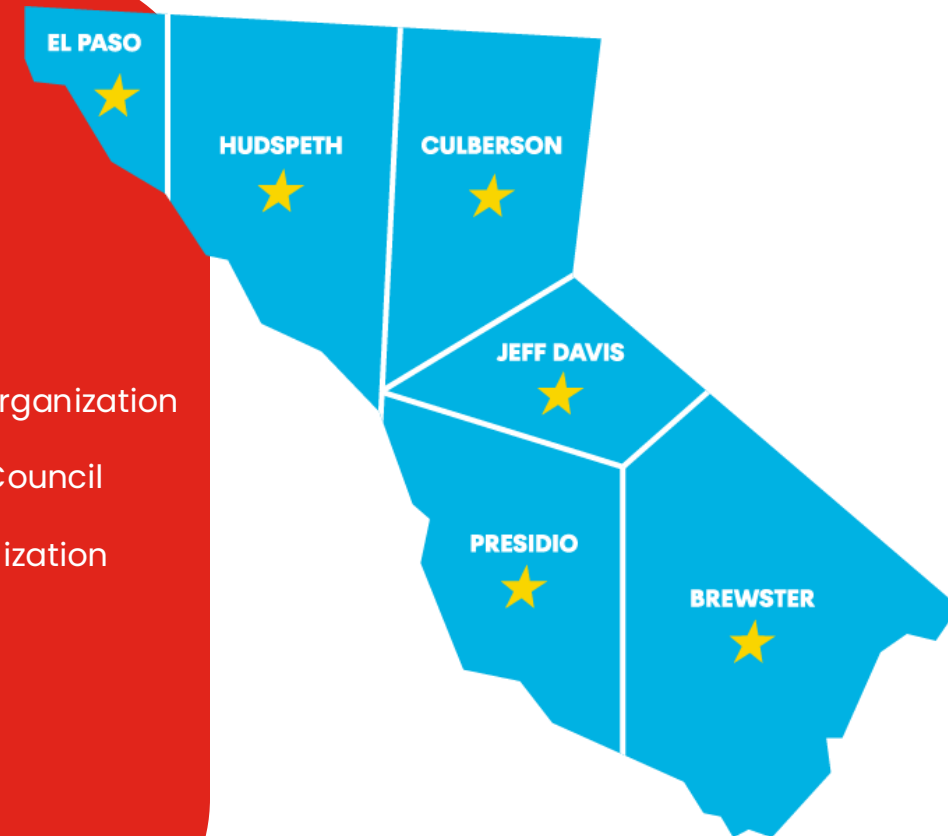
Bobby Blanco, Private Sector

Vice Chair

Ruben Torres, Private Sector

Dr. Armando Aguirre, Public Education
Robert Alcalá, Vocational Rehabilitation
Dr. Carlos Amaya, GED
Satish Bhaskar, Public Assistance
Ruben Chavez, Private Sector
Chrystal Davis, Community-Based Organization
Dan Dunlap, Private Sector
Ernestina Fauntleroy, Private Sector
Michelle Fenton, Private Sector
Eduardo Garcia, Economic Development
Art Garza, Private Sector
Bob Gear, Public Employment

Christina Gonzalez, Private Sector
Leonard Goodman III, Private Sector
Luis Hernandez, Higher Education
Randall Kinzie, Private Sector
Ruby Maldonado, Private Sector
Elizabeth Moya, Community-Based Organization
Mary Jo Ochoa-Hernandez, Literacy Council
Mica Short, Community-Based Organization
Frank Spencer, Private Sector
Adam Valdez, Organized Labor
Emma Wollschlager, Private Sector
Melissa Zamora, Private Sector



Board of Directors



To our members,

We are pleased to present the Labor Market Review that examines how the workforce area performed during **November 2024**. We are incorporating unemployment insurance claimant data to provide perspective on the ongoing pandemic effect.

The information presented in this newsletter was gathered from federal and state sources and pertains to the El Paso MSA, the Workforce Solutions Borderplex region, and the City of El Paso.

We look forward to performing to your highest standards in communicating pertinent information regarding the workforce as it relates to our objectives at WSB.

If there is additional information that you would like to see presented here, please send your comments and suggestions to:

kandolite.carson@borderplexjobs.com



HIGHLIGHTS OF THE LABOR FORCE NOVEMBER 2024



THE BORDERPLEX REGION

- THE LABOR FORCE INCREASED BY 869 FROM THE PREVIOUS MONTH
- THE NUMBER OF EMPLOYED INDIVIDUALS INCREASED BY 517 FROM THE PREVIOUS MONTH
- THE NUMBER OF UNEMPLOYED INDIVIDUALS INCREASED BY 352 FROM THE PREVIOUS MONTH

EL PASO, TX MSA

- EL PASO, TX MSA UNEMPLOYMENT WAS AT 4.5%, WITH A TOTAL OF 17,950 UNEMPLOYED INDIVIDUALS
- EL PASO, TX MSA ADDED 4,300 NONFARM JOBS SINCE OCTOBER 2023
- EL PASO, TX MSA ADDED 1,300 NONFARM JOBS FROM THE PREVIOUS MONTH

RURAL COUNTIES (BREWSTER, CULBERSON, JEFF DAVIS, HUDSPETH, AND PRESIDIO COUNTIES)

- THE LABOR FORCE INCREASED BY 163 FROM THE PREVIOUS MONTH
- THE NUMBER OF EMPLOYED INDIVIDUALS INCREASED BY 162 FROM THE PREVIOUS MONTH
- THE NUMBER OF UNEMPLOYED INDIVIDUALS INCREASED BY 1 FROM THE PREVIOUS MONTH



NOTEWORTHY IN NOVEMBER 2024 (Non-Seasonally Adjusted)



		November 2024				October 2024				November 2023			
		Labor Force	Employment	Unemployment	Rate	Labor Force	Employment	Unemployment	Rate	Labor Force	Employment	Unemployment	Rate
Texas	State	15,621,025	14,965,515	655,510	4.2	15,573,579	14,931,450	642,129	4.1	15,207,323	14,670,562	536,761	3.5
El Paso	MSA	394,663	376,713	17,950	4.5	393,942	376,340	17,602	4.5	385,726	370,558	15,168	3.9
Borderplex	WDA	404,864	386,509	18,355	4.5	403,995	385,992	18,003	4.5	395,520	380,011	15,509	3.9
Brewster	County	4,815	4,649	166	3.4	4,734	4,576	158	3.3	4,547	4,423	124	2.7
Culberson	County	1,346	1,314	32	2.4	1,311	1,278	33	2.5	1,267	1,232	35	2.8
El Paso	County	392,728	374,857	17,871	4.6	392,022	374,502	17,520	4.5	383,816	368,712	15,104	3.9
Hudspeth	County	1,935	1,856	79	4.1	1,920	1,838	82	4.3	1,910	1,846	64	3.4
Jeff Davis	County	966	925	41	4.2	951	914	37	3.9	961	934	27	2.8
Presidio	County	3,074	2,908	166	5.4	3,057	2,884	173	5.7	3,019	2,864	155	5.1
El Paso	City	326,996	312,786	14,210	4.3	326,404	312,489	13,915	4.3	319,659	307,658	12,001	3.8
Socorro	City	16,375	15,567	808	4.9	16,331	15,552	779	4.8	16,028	15,312	716	4.5

NOTEWORTHY IN NOVEMBER 2024



4.5%
EL PASO
MSA
UNEMPLOYMENT
RATE

El Paso
4.6%

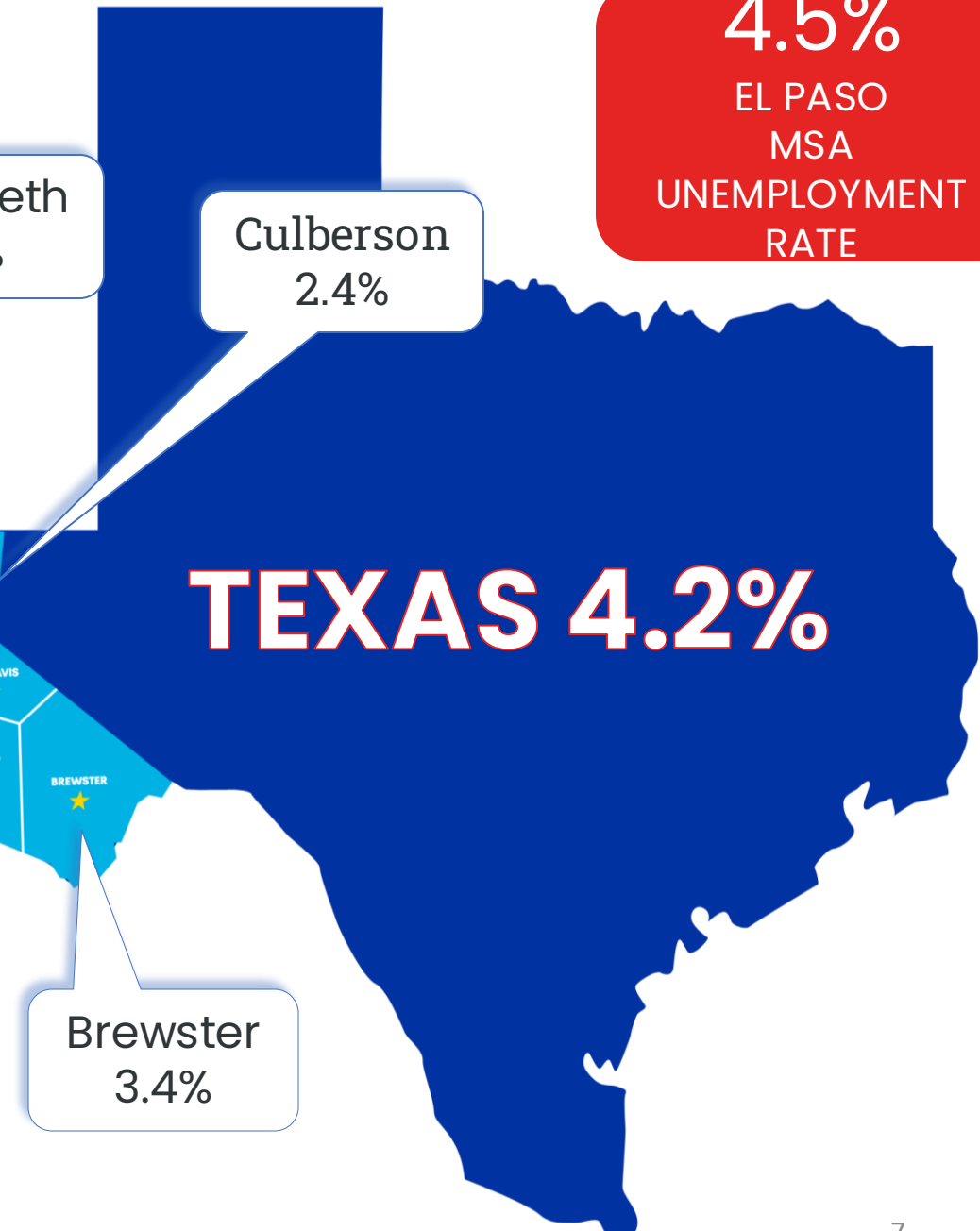
Hudspeth
4.1%

Culberson
2.4%

Jeff Davis
4.2%

Presidio
5.4%

Brewster
3.4%



AVERAGE WEEKLY WAGES

(2nd Quarter 2024)

Average Weekly Wage (2nd Quarter 2024)					
	Q2 2024	Q1 2024	Q2 2023	Quarterly Change	Yearly Change
Borderplex	\$954	\$976	\$915	(\$22)	\$39
Texas	\$1,381	\$1,540	\$1,321	(\$159)	\$60
USA	\$1,390	\$1,527	\$1,332	(\$137)	\$58



WHERE DO WE WORK?

The three Super Sectors with the **GREATEST** employment for the El Paso MSA in November 2024 were:

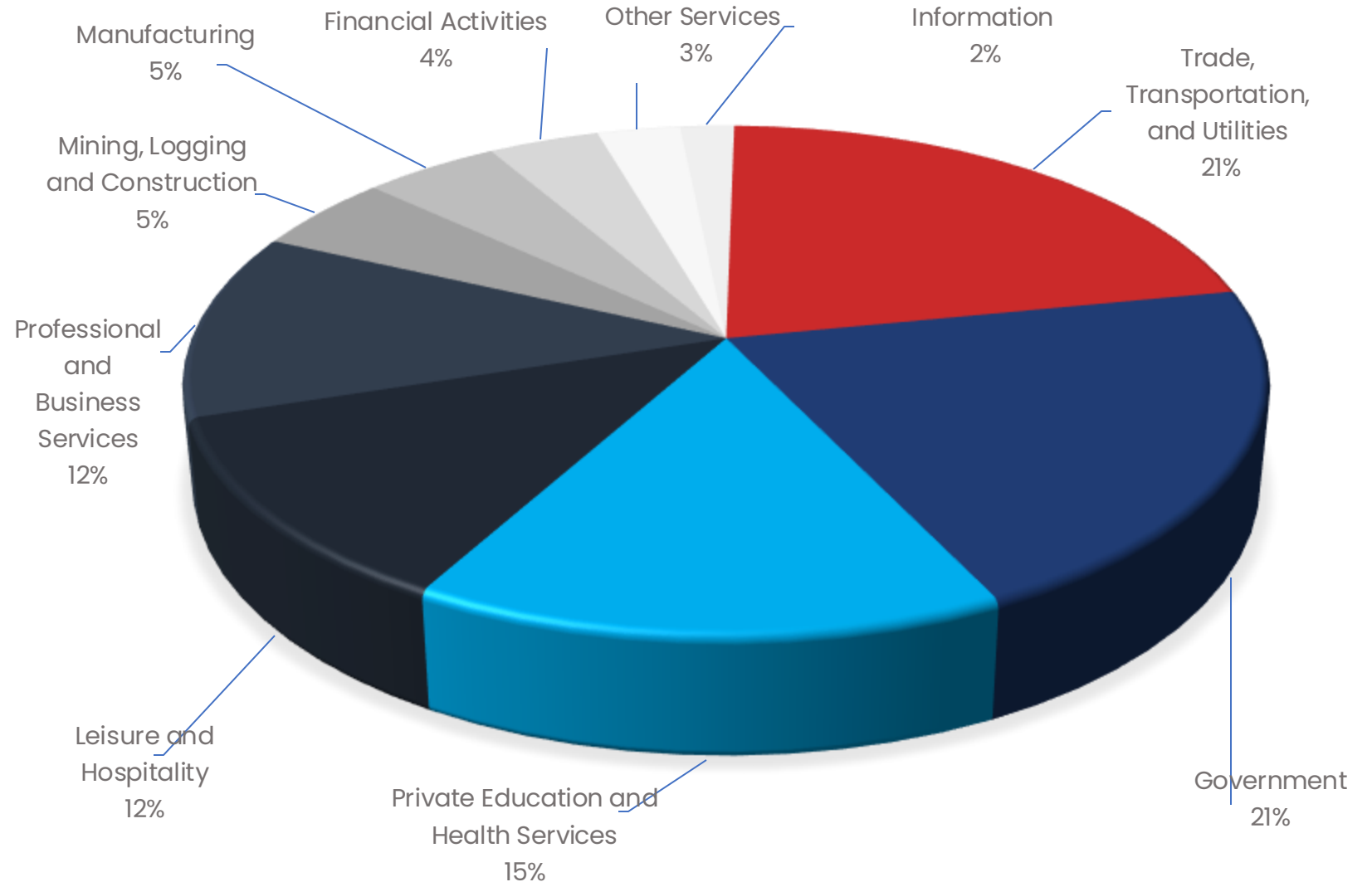
1. Trade, Transportation, and Utilities
2. Government
3. Private Education and Health Services

These three Super Sectors represented 58% of the total nonfarm employment.

The three Super Sectors with the **LEAST** employment for the El Paso MSA in November 2024 were:

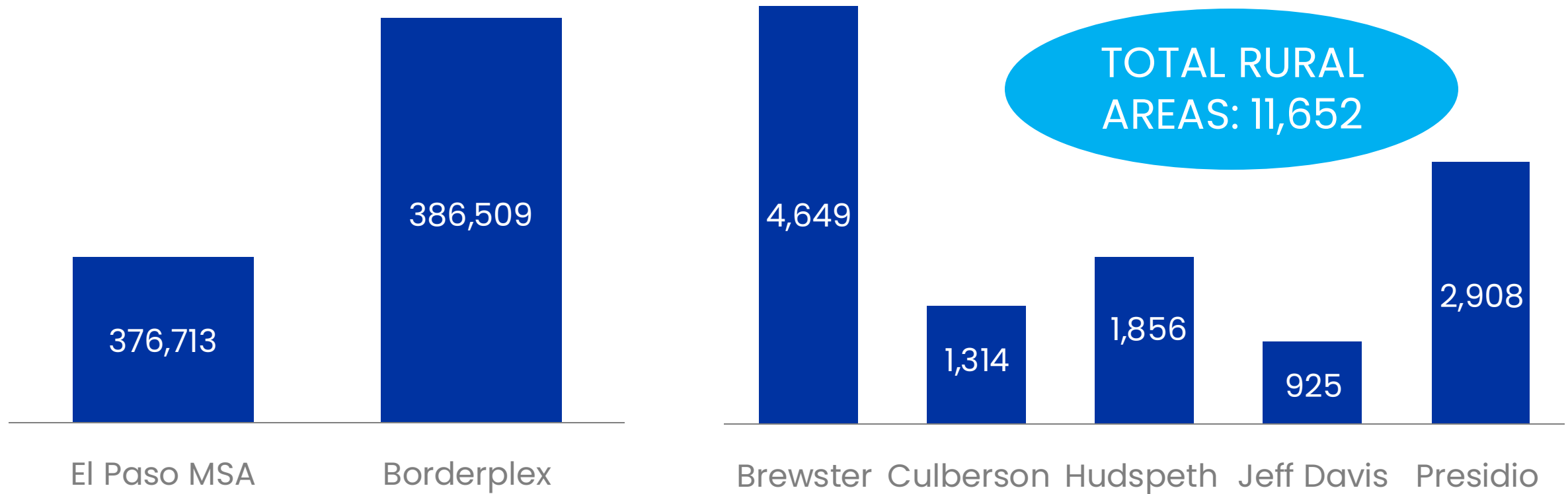
1. Financial Activities
2. Other Services
3. Information

These three Super Sectors represented 9% of the total nonfarm employment.



WHERE DO WE WORK?

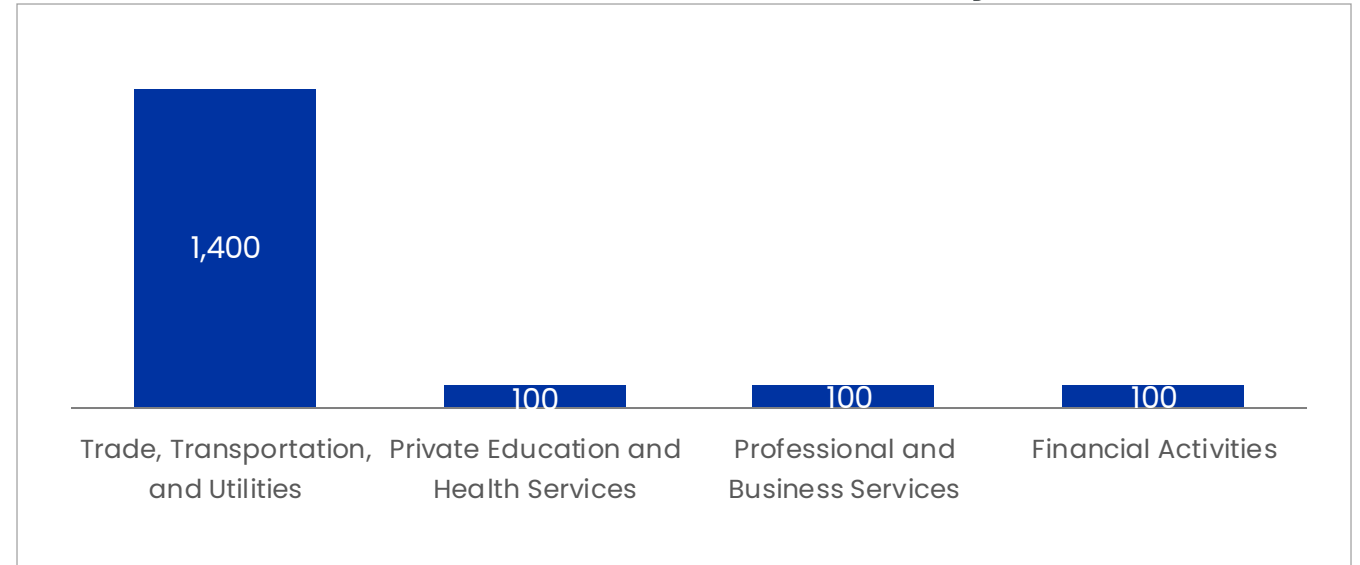
EMPLOYMENT in November 2024



WHERE DO WE WORK? (Cont.)



Industries Sectors that added jobs



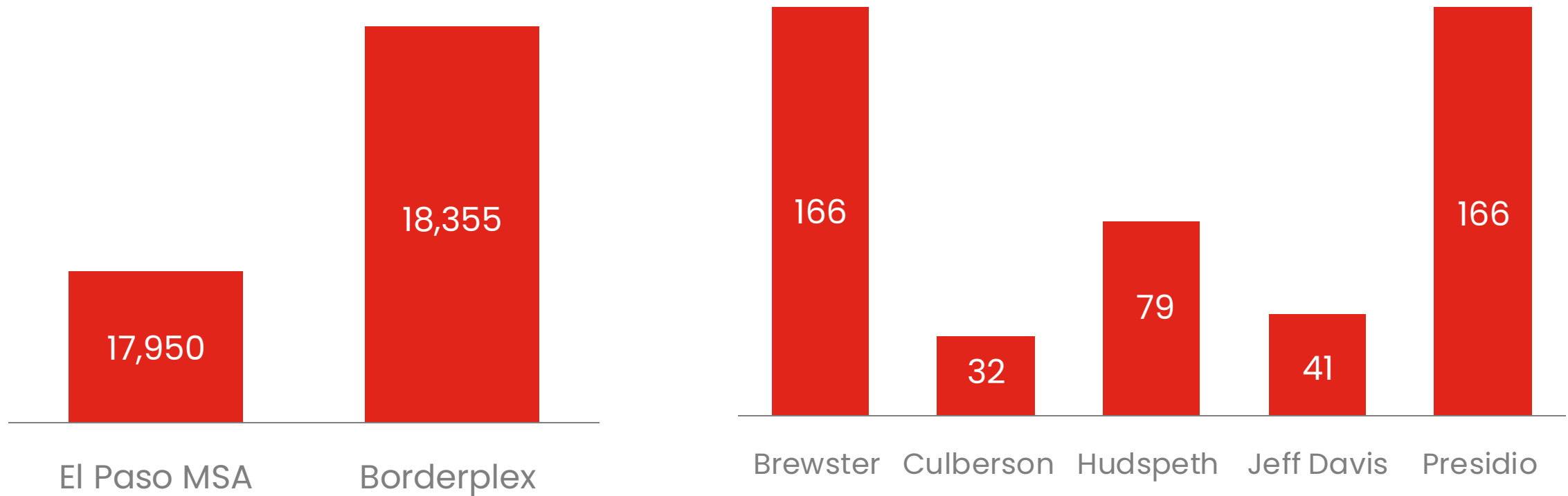
Top 5 Job Postings in the El Paso, TX MSA – November 2024

Occupation	Vacancies	Median Hourly Earnings BLS 2023
Retail Salespersons	2,755	\$13.15
First-Line Supervisors of Retail Sales Workers	2,552	\$17.27
Registered Nurses	2,360	\$37.47
Medical and Health Services Managers	2,094	\$47.55
Customer Service Representatives	1,631	\$17.11

Job postings active during November 2024

WHERE ARE WE LOSING JOBS?

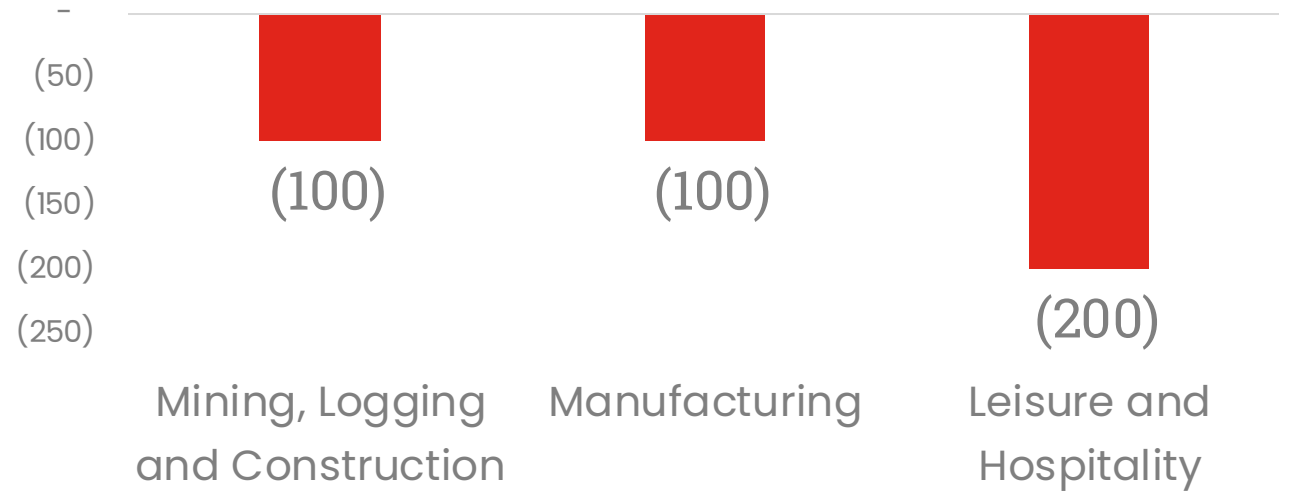
UNEMPLOYMENT in November 2024



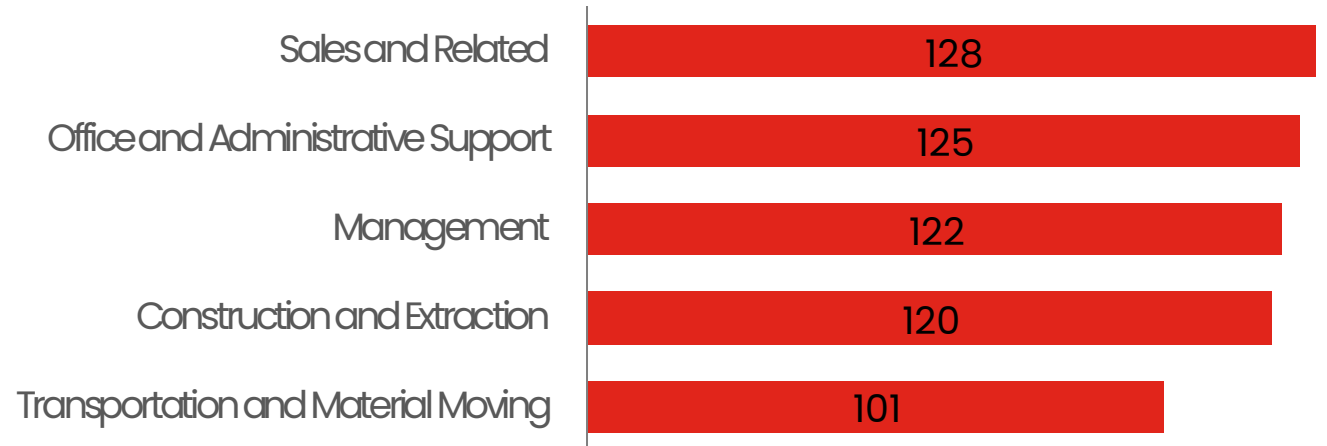
WHERE DO WE WORK? (Cont.)



Industries Sectors that lost jobs



Top 5 Unemployment Claimants Occupations



No occupation identified for 40 Active UI claimants

UNEMPLOYMENT INSURANCE CLAIMANT DATA

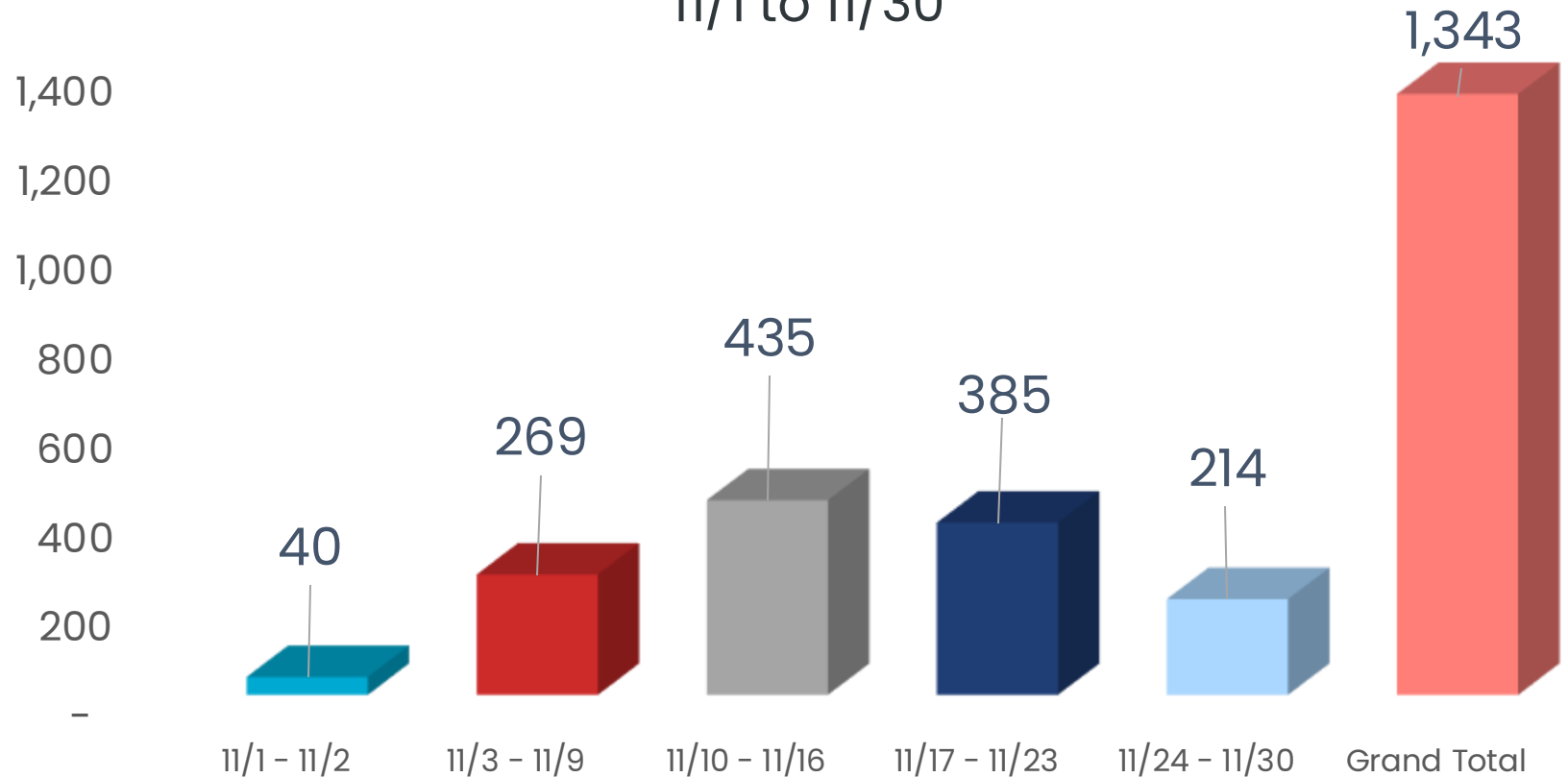
This report reflects the **Borderplex Region**. Including these 6 counties:

- Brewster
- Culberson
- El Paso
- Hudspeth
- Jeff Davis
- Presidio

An Active Claimant is someone who meets any of these conditions:

- Claimant had to have a payment within 21 days
- The most recent Claimant certified date is within 21 days
- The claim status date is within 28 days

ACTIVE UI CLAIMANTS BY WEEK
BORDERPLEX REGION
11/1 to 11/30



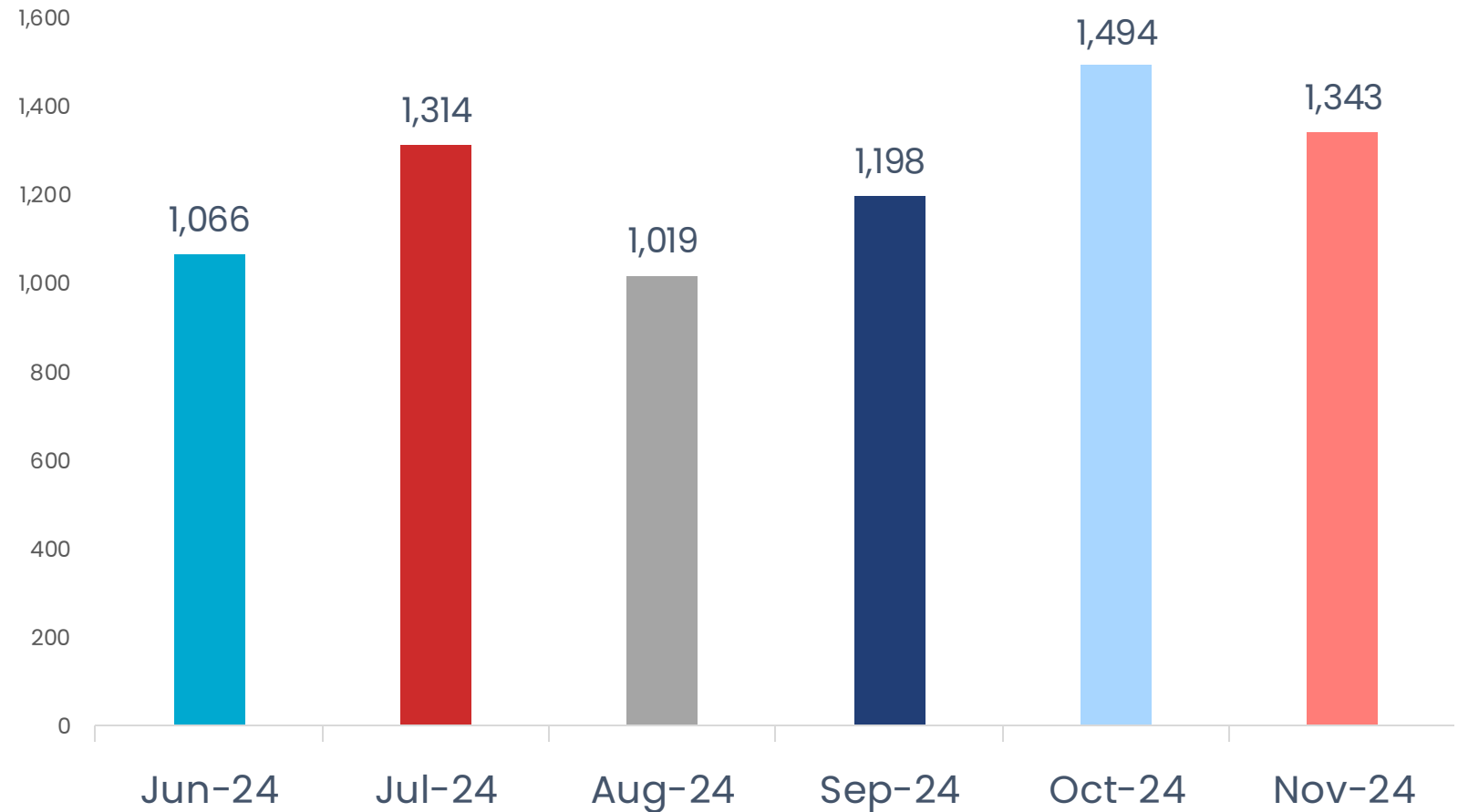
UNEMPLOYMENT INSURANCE CLAIMANT DATA



This report reflects the **Borderplex Region**. Including these 6 counties:

- Brewster
- Culberson
- El Paso
- Hudspeth
- Jeff Davis
- Presidio

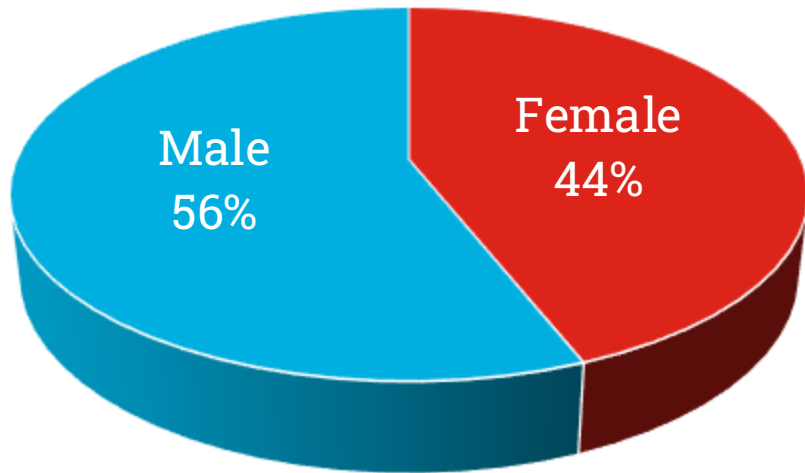
ACTIVE UI CLAIMANTS BY MONTH BORDERPLEX REGION



UNEMPLOYMENT INSURANCE CLAIMANT DATA

ACTIVE UI CLAIMANTS BY WEEK
BORDERPLEX REGION
11/1 to 11/30

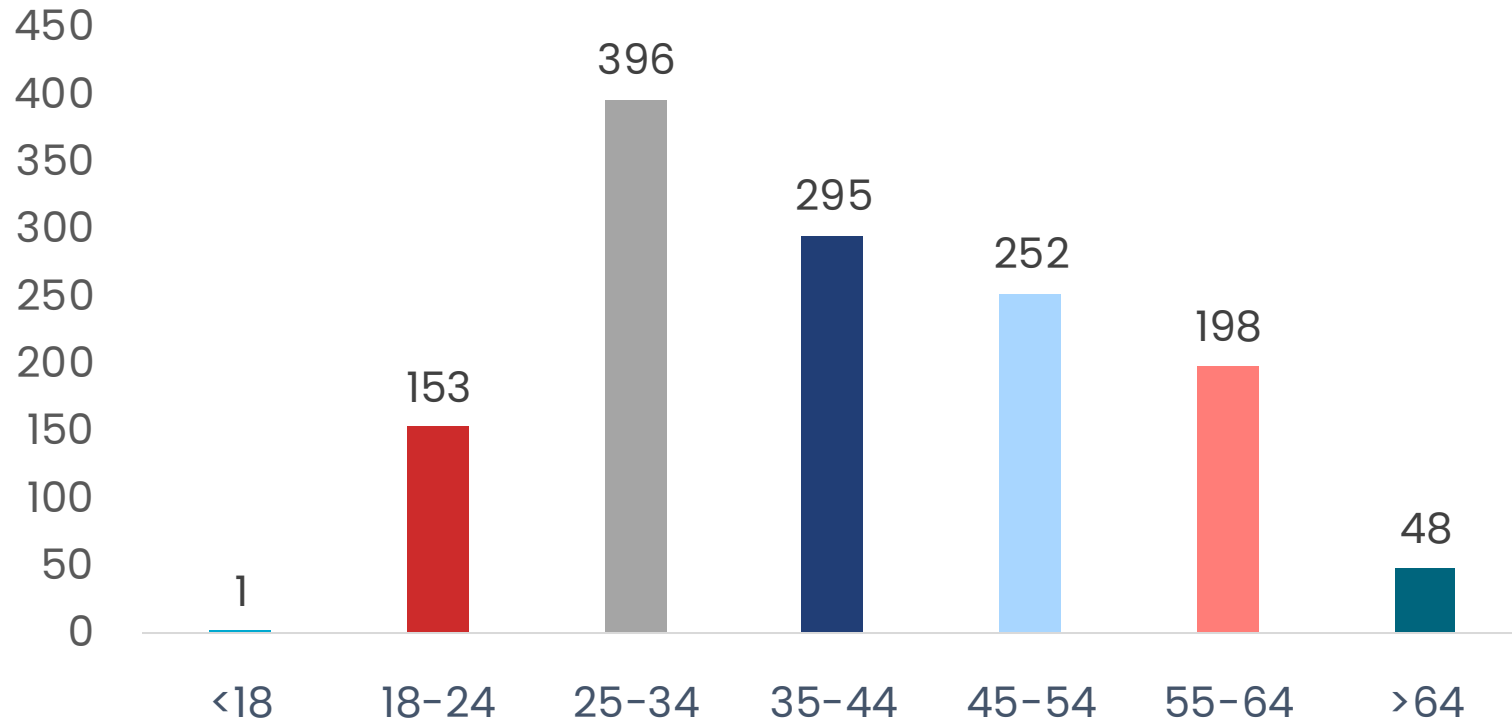
Gender



An Active Claimant is someone who meets any of these conditions:

- Claimant had to have a payment within 21 days
- The most recent Claimant certified date is within 21 days
- The claim status date is within 28 days

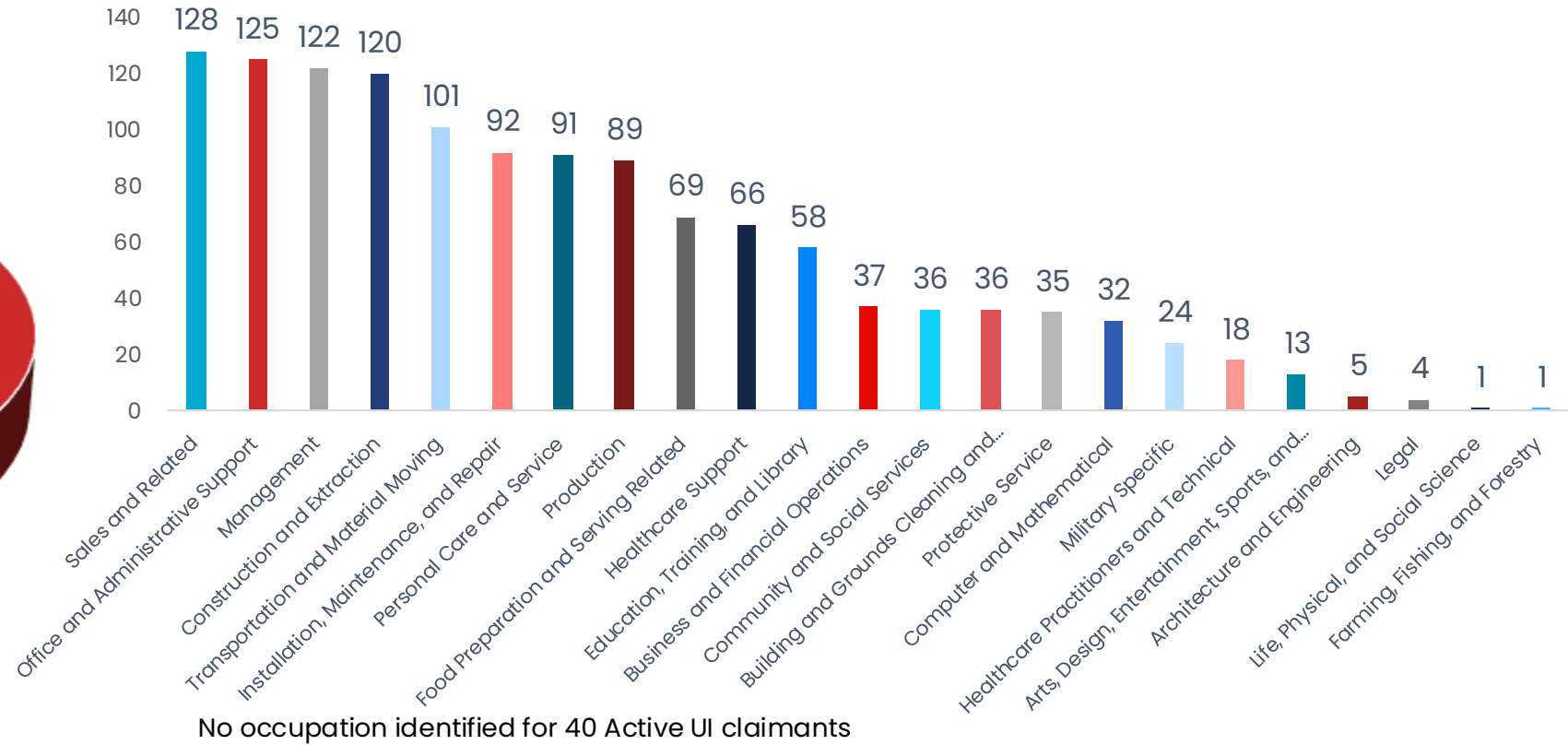
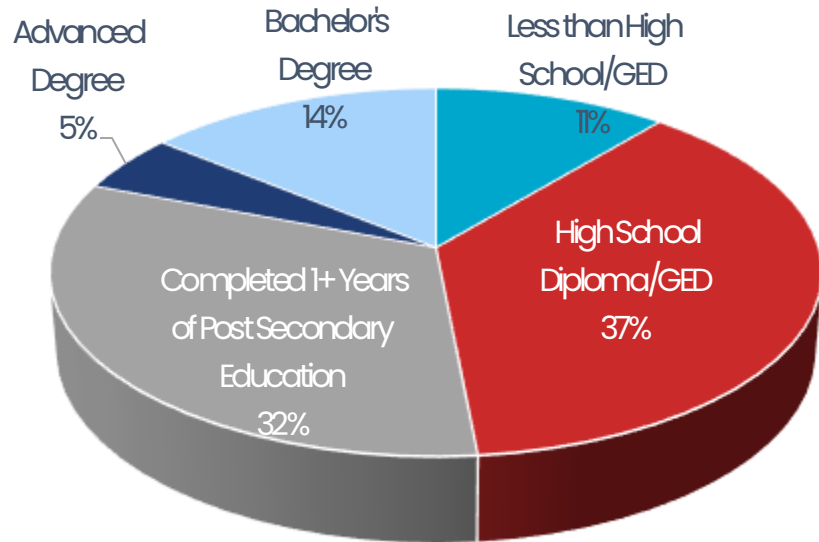
Age



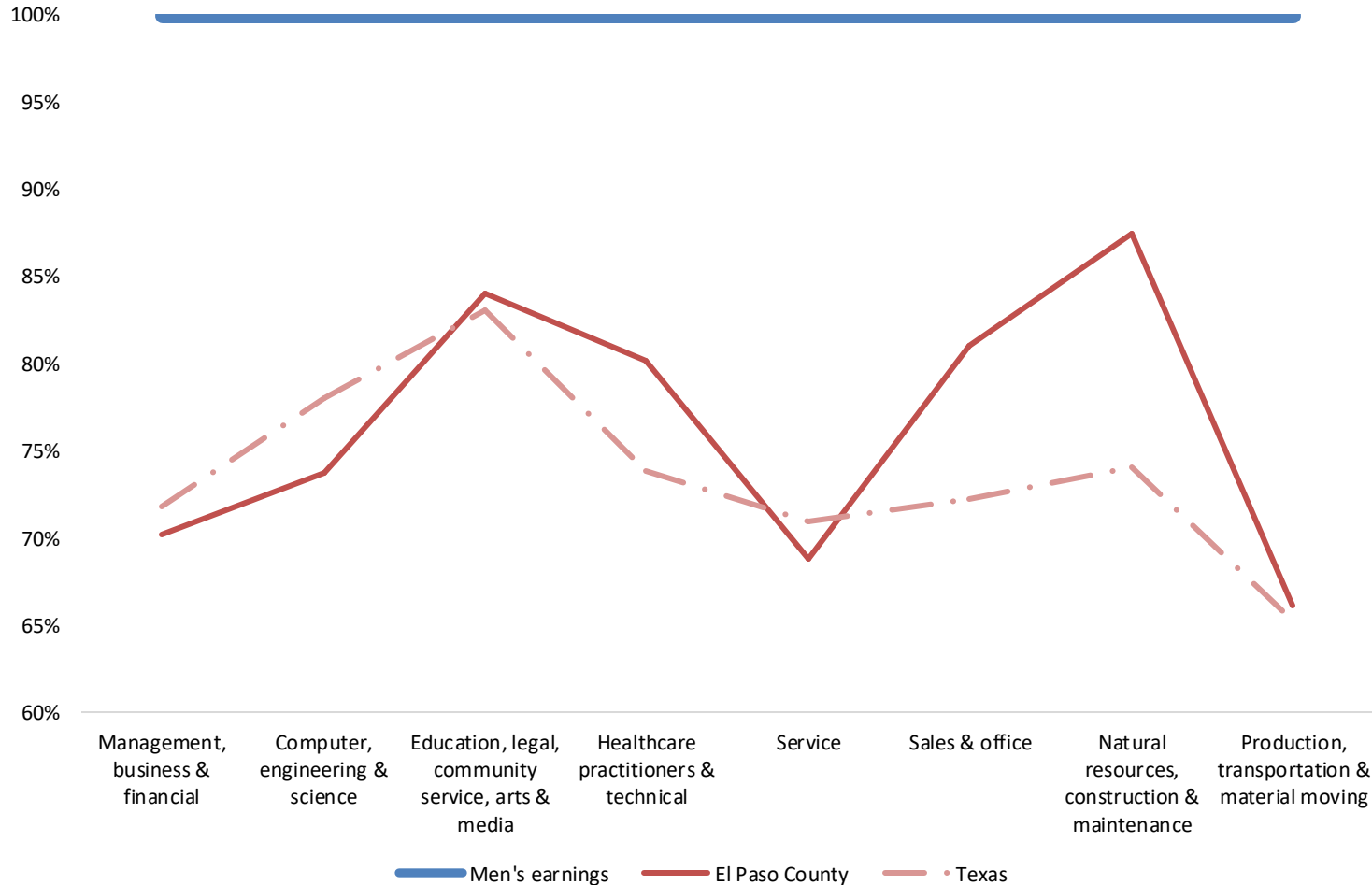
UNEMPLOYMENT INSURANCE CLAIMANT DATA



ACTIVE UI CLAIMANTS BY WEEK
BORDERPLEX REGION
11/1 to 11/30



Women's earnings as a percentage of men's earnings 2023



In both El Paso County and Texas, women's earnings are consistently below men's earnings in every occupational category, highlighting a **persistent gender pay gap**.

The gender pay gap is particularly large in production, transportation, and material moving occupations, where women earn less than **65% of men's earnings**. Even in healthcare practitioners and technical occupations, where the gap is smallest, women still earn less than men, with earnings reaching only about **85% of men's**.

WSB addresses the gender equity and wage gap by providing new initiatives tailored to assist women in succeeding in the workforce. We offer resources such as childcare, training assistance and job search assistance, among others. If you are interested in these or any other of our services, feel free to fill out [this form](#) and a WSB member will contact you soon.

SOURCES



A proud partner of the
americanjobcenter
network

Labor Market & Career Information, Texas Workforce Commission November 2024, JobsEQ November 2024, Bureau of Labor Statistics May 2023, US Census 2023. To access previous reports, please visit the Workforce Trends and Data section of our website: <http://www.borderplexjobs.com/regional-statistics/workforce-trends-and-data>

Funded by all or in part of, the Department of Labor/ETA WIOA Formula Grants and Wagner-Peyser; the Department of Health and Human Services TANF and Childcare Development Fund; and the Food and Nutrition Service SNAP Employment & Training.”

Equal Opportunity Employer/Program. Auxiliary aids and services are available upon request to individuals with disabilities. Relay Texas: 711 (Voice) or 1-800-735-2989 (TTY).

Igualdad de oportunidades de Empleo/Programas. Equipo auxiliar y servicios de apoyo están disponibles para personas con discapacidad al ser requeridos. Relay Texas: 711 (Voz) o 1-800-735-2989 (TTY)