

Place by Bisley

Specification

BISLEY



Introducing Place by Bisley – a collection of framed shelves that bring style, colour and extra organisation to your workspace.

Simple yet functional, the range comprises of five individual shelf options, from single, double and triple tiered shelves and an option with a handy cork pinboard to display your notices or keepsakes.

With a distinct, bold silhouette, Place shelves have been designed without visible welds or fastenings to ensure a clean surface finish. Hidden supports provide extra strength while reducing the weight of the frames, and once mounted to a wall, the offset design gives the illusion of a floating framed shelf.

Incredibly strong, yet slimline and sleek, Place shelves have been crafted from sustainable steel to last a lifetime. Available in our largest paint palette, your additional workspace shelving can complement your existing colour scheme or become the perfect opportunity to create a colour statement, adding personal touches with your own dressings and smaller office essentials.





Features & Benefits

Extensive offering – There are five stylish shelf options to ‘mix n match’ to create your desired look. From single to triple tiered shelves, to an additional corkboard option for both storage and display purposes.

Versatile– Whether at home or in the workplace, there’s always the perfect place for this collection. The minimal design can be accessorised just as you like, and looks great both in the office, or in your kitchen, hallway, or bedroom.

Easy installation – With discreet, hidden fixings that only require two screws, installation is quick and simple, leaving no room for unsightly brackets and screws.

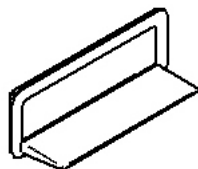
Colourful – The Place by Bisley collection is available in our most extensive paint palette, Vision, meaning you can create beautiful colour combinations, or stick with cool, calming neutrals to perfectly suit your space.

Considered - Designed to complement many of our existing products, these timeless, distinct steel shelves can become an extension of your larger storage system, and bring style, colour and extra organisation to your workspace.

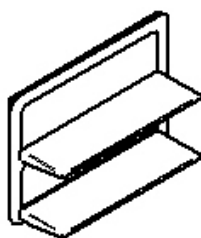
Practical – Each Place shelf is lightweight and offers a practical, sturdy surface area to display your favourite personal items, or smaller office essentials.

Range overview

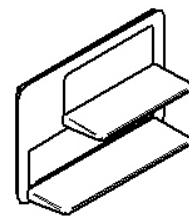
Single shelf



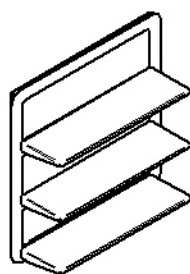
Double shelves



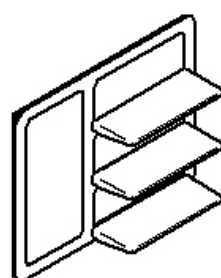
Offset shelves



Triple shelves



Cork board and shelves



Single Shelf

H: 216mm (8.5") W: 569mm (22.4") D: 18mm (0.7")

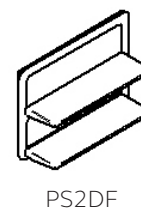
| Product Code | Description |
|--------------|--------------------|
| PS1SF | Place single shelf |



Double Shelves

H: 400mm (15.7") W: 569mm (22.4") D: 23mm (0.9")

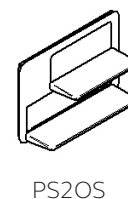
| Product Code | Description |
|--------------|--------------------|
| PS2DF | Place double shelf |



Offset Shelves

H: 400mm (15.7") W: 569mm (22.4") D: 23mm (0.9")

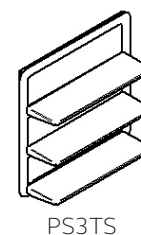
| Product Code | Description |
|--------------|--------------------|
| PS2OS | Place offset shelf |



Triple Shelves

H: 569mm (22.4") W: 569mm (22.4") D: 23mm (0.9")

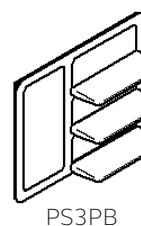
| Product Code | Description |
|--------------|--------------------|
| PS3TS | Place triple shelf |



Cork board

H: 569mm (22.4") W: 696mm (27.4") D: 23mm (0.9")

| Product Code | Description |
|--------------|------------------------------|
| PS3PB | Place Cork board and shelves |



Specification Notes

Locking options

There are no locking options available for Place by Bisley.


Finish options:

Palette one



Palette two

5% surcharge applies.



Additional information

Fixings are not included.

BISLEY