

SOLIDUS

EQUIPMENT SYSTEMS

Collision Repair Starts With Solid Equipment



 636-405-2800

 www.solidususa.com

**Spot Welders, MIG Welders, Dent
Pulling Systems, Frame Equipment,
and Paint Booths - built for modern
collision repair**

About Us

Solidus Equipment Systems, a division of Precision Equipment Systems, LLC, is a leading supplier of auto body and collision repair equipment trusted by repair centers nationwide. With decades of experience in the industry, we have evolved and grown with it. In 2020 we launched our own Solidus equipment line - Focused on Reliability, Quality, and Staying on the cutting edge of industry standards.

Our approach is built on delivering high-quality equipment, reliable support, and customized solutions that meet the evolving needs of collision repair facilities. This includes offering equipment expertise, product training, and guidance tailored to each shop's workflow and requirements.

We are proud to support the industry as an I-CAR Sustaining Partner, reinforcing our commitment to advancing collision repair



Solidus Paint Booths



BITA SPRAY BOOTH

The high-performance spray booth for brilliant results

- ✓ **Optimal oven temperature**
Fast response to set temperature with minimal temperature variations.
- ✓ **Smart ventilation**
Zoned and controlled air speed, directed only where it is needed on the vehicle, using less energy. Atex on request.
- ✓ **Smart and 4.0 booth control**
Faster and more efficient painting processes thanks to proprietary SW algorithms and user adjustable working cycles. Remote control via internet.




Features

- Modulating direct fired gas burner or indirect gas/oil burner
- Industrial PLC touchscreen control panel
- LED lighting
- Fully windowed four-wing vehicle entry door
- Compliance EN 15985 and multiple spray booth standards and regulatory codes

Optional add-ons


- Automatic front or side roll-up entrance door
- Full glass wall panels
- Storage box inside the booth
- Integrated pneumatic ramp
- Integrated hydraulic under body lift system
- Fire damper, Atex components
- Top-level safety relay
- Rear or side wall exhaust extraction
- Multi-level filter system based on the paint used (paint-stop, synthetic, paper, active carbon)
- Thermal ventilating unit per-assembled and/or mounted on top of the spray booth
- Heating system with electric or water heating elements



Solidus Spray Booths

Discover Solidus Spray Booths

The most complete paint booth on the market, packed with technological solutions. A central element for all automotive and industrial paint applications.



Direct fired burner

A high-efficiency technology for precise temperature control



Filter system

Get perfect results while working in total safety



Touchscreen

The new PLCs even easier to use for perfect control of all the processes



Frequency drive system

Optimizes motor speed by automatically adjusting internal pressure




LED Lighting

Homogeneous lighting without altering the colors



Doors

Ease of access and visibility



Custom sizing to suit your needs

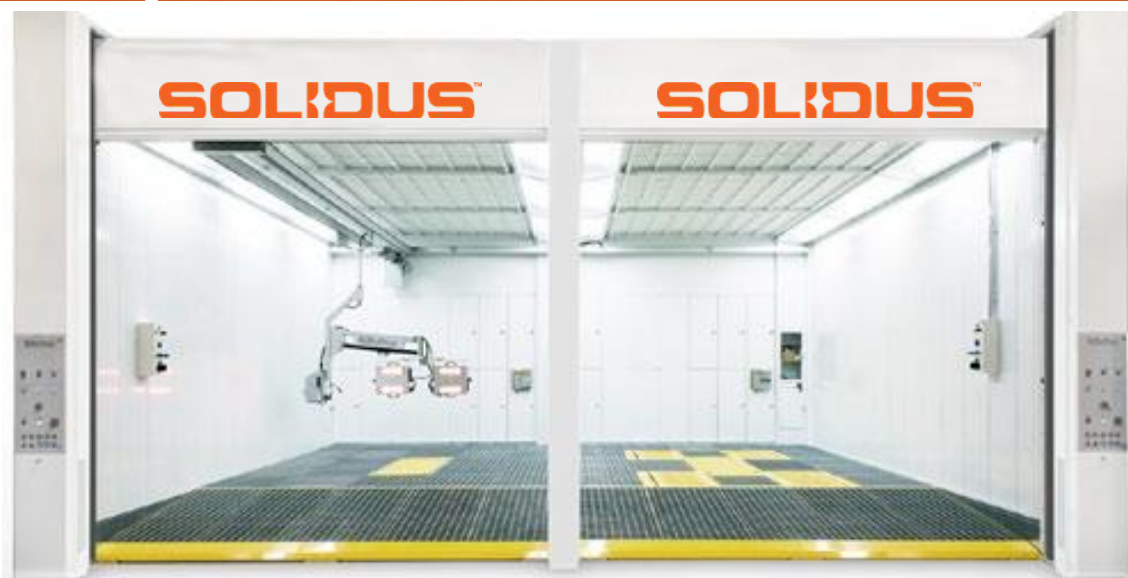
A flawless finish starts with the right booth. Designed for precision, efficiency, and control, our paint booths help you improve quality, reduce rework, and save on energy costs - job after job.



Solidus Preparation Area

BITA PREPARATION AREAS

Fully equipped prep areas for automotive paint finishing



✓ Customization

With a vast range of sizes and optional add-ons to create your own configuration based on product being prepared.

✓ Ventilation and thermal ventilating units

Ventilation units with or without heating for single bays or multi-zones with airflow control, where required.

✓ Smart management industry 4.0

Faster repair processes thanks to programs optimized for smart repair type, advanced air controls and monitoring of all operating parameters.

✓ Eco-Energy efficiency

Low consumption and high energy efficiency with Elite performance.

Features and options

Plenum

- Wide filtering surface
- LED lighting

Automation and process control

- Integrated electronic control panel
- PLC 10.1" touchscreen
- Air diffusion with bay partitioning and airflow volume controls
- Safety relays and controls
- Smart diagnostics, reporting, remote support

Exhaust extraction system

- Floor system for laminar vertical airflow
- Side, or rear air extraction

Structures and layouts

- Rear or side wall panels
- Windows or full glass wall panels
- Manual or motorized curtains with smart controls
- Leveling accessories between booths or other preparation bays
- Fixed or pneumatic ramp

Ventilating units

- With or without heating
- Gas/oil-fired burners, hot water or electric battery module

Modules for perfect integration

- IR/UV paint curing lamps
- Mobile and central dust extraction systems
- Well-equipped walls with accessories, cabinets, functional switchboards
- Integrated hydraulic under body car lift system



Preparation Area

Discover BITA Preparation Areas

Take full advantage of the flexibility and energy efficiency provided by BITA Preparation Bays with incredible expansion possibilities.



Accessories and equipment

The new modular system to work in an orderly, agile and safe manner.



Car lifts

Easily, efficiently and safely lift all vehicles.



Touchscreen control panel

The modern foundation for all data-driven painting applications



IR-UV Paint Curing Systems

Fast curing, brilliant surfaces.
For spray painting and spot repair.



Efficient ventilation

New thermoventilating units: greater air flow and lower consumption



Lean Car Mover

Rail tracks and dolly carts for increased productivity



Solidus Mixing Room

BITA MIXING Room

Prepare paint for automotive and industrial finishing

✓ Excellent ventilation

Intake and extraction ventilation system that ensures at least 20 air exchanges per hour which can be increased as needed. ATEX on request.

✓ Delayed lighting

LED lighting with automatic delayed switch-on to ensure an operator environment without solvents

✓ Additional exhaust extraction unit

Option for supplementary exhaust extraction hood and ventilated workbench

✓ Heated room

Heating system with electric or water battery module with heat recovery to maintain the correct room temperature for waterborne paints on request

SOLIDUS



Features

- Sandwich paneling
- 2-3-4 sides depending on the installation type
- Fully glazed double door

Options on request

- Different fans suitable for the type of ventilation
- ATEX fans
- Fully glazed bi-fold door
- Side panels with glass windows
- Floor- or ceiling-mounted exhaust air extraction column
- Additional exhaust extraction table
- Air handling unit with temperature control



Solidus Paint Booth Filters



We offer a full selection of paint booth filters for both floor and ceiling applications, designed to support clean airflow, consistent finishes, and a safer spray environment in collision repair facilities.



Floor / Exhaust Filters


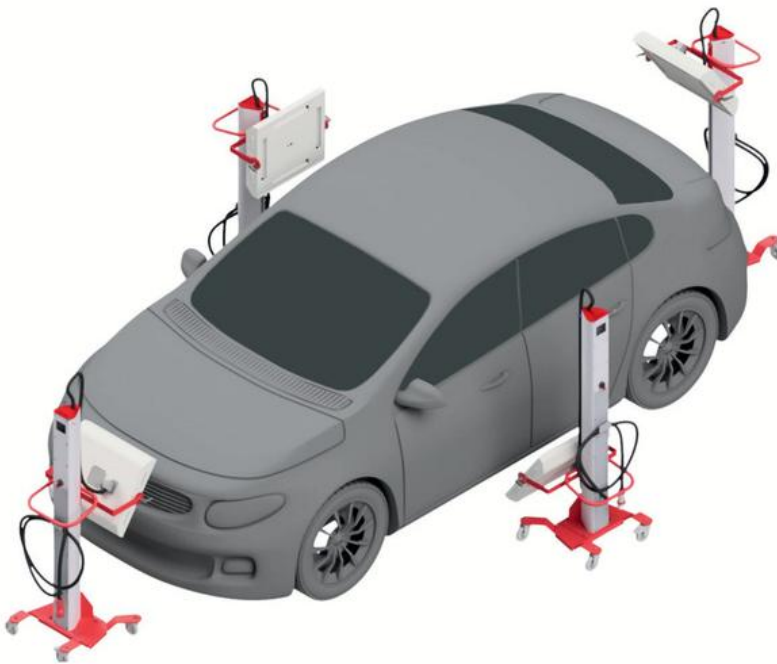
- Captures paint over spray and airborne particles
- Helps maintain proper booth airflow and compliance
- Protects exhaust systems and improves booth performance
- Available for various booth configurations

Ceiling / Intake Filters

- Designed to deliver clean, even airflow into the booth
- Helps reduce dust, dirt, and airborne contaminants
- Supports consistent paint application and finish quality
- Available in multiple sizes and efficiencies



Infrarr



INFRARR IR mobile dryers are designed according to the highest quality standards and technology. Thanks to the wide range of products and combinations of units you can locate the dryer that best suits your needs. The IR dryer on wheels is essential for all modern car bodies in order to improve the quality of the drying process and speed it in terms of time. The dryer is easy to move through the special wheels even on slatted floors. The special aluminum frame coupled to the frame in aluminum rolling and swivel cassettes allows the dryer to reach out and work on all the surfaces of the car. Thanks to the special design the cart can go under also the lowest cars. At the end of the cycle it is possible to move the vehicle immediately or the dried details by which, once cooled, you can proceed with polishing or any other finishing operations.



Frame Equipment



Griffon XL

Extra-long bench with twin lifting system

- 5.8 m (19 ft) long bench specially designed for repairing commercial vehicles and SUVs
- This length enables you to complete simultaneous repairs at both the front and rear of the vehicle
- Supplied with 2 independent inner lifting units and a hydraulic tilting system



Sevonne XL

Extra-long mobile bench on wheels

- Specially designed for repairing larger commercial vehicles
- Allows positioning under a 2-post lift, and for loading and easily moving between work bays
- 5.8 m (19 ft) length is suitable for light trucks and commercial vehicles
- The universal peripheral frame enables quick anchoring; adjustment of the clamps, wheels, transport handle; and multi-function supports



Rhone XL

5.8 m (19 ft) extra-long drive-on bench with double scissor lift

- 4200 kg (9260 lb.) lifting capacity to repair all types of light commercial vehicles and long wheel base passenger cars
- Lifting height of 1.3 m (51 in.) enables you to work at a very comfortable height for better productivity



Rhone L 4.2T

5 m (16.4 ft) long drive-on bench with scissor lift facilitates quick loading

- Rhone L is the longer version of Rhone drive-on bench with 5 m long and enhanced lifting capacity of 4200 kg (9260 lb.)
- Maximum lifting height is 1.36 m (4.25 ft)
- Recommended for long wheel base vehicle
- Detachable rams provide better access to the vehicle while pulling and measuring



Frame Equipment



Smart Rhone

The most unique feature of SMART RHONE is "QUICK ANCHORING" the vehicle can be anchored and ready to perform pulling operation in less than 15 MINUTES. Compatible with 3D electronic measuring system NAJA 3D & EAGLE 3D.

SMART RHONE is first of its kind which can also accommodate dedicated jig (MZ+ system) & Universal adaptive jig system Cameleon.



X-trac Standard

X-TRAC is a lifting platform specially designed for light and medium repairs. Once the vehicle is positioned on the platform, it can be easily and rapidly lifted up by the wheels in order to enable the technician to get access to the anchoring points. X-TRAC has a secondary function, which can be used as a scissor lift for Sevenne Bench.



Cameleon

The Celette Cameleon is a fully customizable jig system engineered to deliver precise, repeatable results across all vehicle types.



NAJA 3D Measuring System

NAJA 3D Electronic measuring system by Celette is one of the worlds most advanced and user-friendly measuring system in the auto body repair industry.

Celette is recognized world wide for its constant innovation to provide the best in class collision repair systems and diagnostic equipment to the car manufacturers and to the end user.



Frame Equipment

Unoliner 4600



The UnoLiner CRS4600T-DO Bench is a drive-on straightening bench with a lifting capacity of 4600 kg and a bench frame length of 4.6 meters. This straightening and collision repair frame machine is perfectly suitable for cars of all sizes, crossovers, SUVs, pickup trucks, and light commercial vehicles. Because of its unique two-way locking system, many accessories can be mounted on top of the frame as well as on its sides. For example, by placing the bench adapters outfitted with chassis clamps on top, the side profiles remain fully available for attaching one or more pulling towers, greatly expanding the bench's noteworthy versatility.

Unoliner 5500



The UnoLiner CRS5500T-DO Bench collision repair system combines great lifting capacity with a versatile, extra-long bench frame. Outfitted with the powerful L36 lift, this frame machine boasts a 4600 kg lifting capacity. This is even more impressive when you consider the machine is a mere 17.5 cm high (6.8 in.) in its lowest position. The bench frame is 5.5 meters (18 ft. +) in length and features a two-way locking system that allows for easy placement and combining of drive-on ramps, multiple accessories and pulling towers all around the bench.

UNO Double Scissor Lift



The UnoLiner CRS6000T-DO Bench is the ultimate collision repair system. Its double scissor lift consisting of two strong L36 lifts gives this top-of-the-line straightening bench a 6000 kg lifting capacity. This is even more impressive when you consider the bench is a mere 17.5 cm high in its lowest position. Its bench frame is six meters in length and features a two-way locking system that allows for easy placement and combining of drive-on ramps, multiple accessories and pulling towers all around the bench. In short, the CRS6000T-DO is a powerful addition to any repair workshop.



Lift Equipment



Solidus (9000 lbs., 11000 lbs., 12000 lbs., 1800 lbs., 2-Post Lift

Two-post lift is available in 9,000 lbs., 11,000 lbs., 12000 lbs., and 18000 lbs. lift capacity and a lifting height of 77 1/2" in just 45 sec
Drive through clearance of 9' 7"

Baseless design for free movement under vehicle

Triple-stage arms will accommodate all vehicle types

Durable cylinders in each column have anti-surge valves and electrical arm-lock release for easy operation

Power supply is single phase



CTP-11 (11000 lbs) or CPT-18 (18000 lbs)

Each column has an independent control and hydraulic power unit which provides adequate power for fast lifting and make it able to control at either side.

HMI screen for seeing networks and displaying crucial parameters.

No interconnected ropes, hoses or wires between the two posts provides a free and unobstructed working space.

Synchronization is automatically achieved by wireless communication technology and deviation is only allowed within a safe range.

Pure hydraulic drive, no lifting elements like lead screws, chains or wire ropes. Less maintenance cost in the long run.

Less installation work and more adaptable to various spaces.

More flexible three stage arms.

Detecting device to identify the engagement and disengagement of the mechanical locking unit.

Optional type-C arms to pick up from the Smart to the long wheelbase MPVs or Vans.



MLT-55 Lift

The ALL-NEW MOBILE LIFT is a portable full-rise X-lift table that is perfect for EV battery pack replacement. This space-saving scissor lift is ideal for handling EV batteries effectively because of its small size and mobility throughout the workshop. To elevate, lower, and move objects like a high voltage electric vehicle (EV) battery, an engine, a transmission, a fuel tank, or an axle.



MLT-3 Multi-Use Lift

The Solidus MLT-3 Multi-Use Table and mobile lifting cart is designed to assist in the installation and removal of electric vehicle batteries and other vehicle components. It is also very useful for holding and installing engines, gearboxes, drive axles, fuel tanks, suspensions and chassis components of traditional vehicles, all while moving it conveniently around the shop.



Lift Equipment



Long Platform Lift

Standard Wheel Free Lift • Electrical or manual leveling • Infrared synchronization protection system • In-ground or above-ground installation with optional drive-on ramps • Long slip plate and adjustable turntable positions accommodate different kinds of wheelbases • Pneumatic safety locking system • Driving-on ramps with polymer rollers • 24V safe control system • Self-lubricated bushing and bearing • Safety descent alarming buzzer • Aluminum motor with fan on top to avoid overheating due to extended use



MR 30 Mid Rise Scissor Lift

6,600 lbs. lifting capacity • Ideal for tire service and narrow bays • Mobile or fixed mount design • Electrical released • Durable cylinders with anti-surge valves • 24v safe control system • Height limit switch • Powder coated finish • Self-lubricated bushing and bearing • Drive up ramps lock into position as platform extension for longer vehicles • Optional mobile kit makes the lift move in your garage very easy



MS-12 Mobile Lifting Table

Solidus MS-12 3000 lbs. Mobile Lifting Table is designed for dismantling and fixing battery packs of electric vehicles, engines, gearboxes, drive axles, fuel tanks, suspensions, and more. It is compact with a long-lasting wireless 12V DC power system

▶ [Click to View Video](#)



Lift Equipment



Spider Rolling Lift

The only equipment that allows the end user to move the vehicle together with the lift all around the workshop.

Thanks to a double effect powering system and four pivoting wheels, easily assembled to the lift arms, the operator can shift the car placed on the lift to the different working areas of the body-shop



DS-10 Double Scissor Lift

Low profile, multi-function and compact bench
6000 lb. lifting capacity and raises to a working height of 59 in.

Modular design makes it compatible with other systems
6-ton pull tower is included with quick-load clamping and adjustable lift pads

Installation is suitable for in-ground or above



DS-7 Full Size Dual Scissor Lift

Features a 7000 lb. lift capacity and can be installed above-ground or in-ground

Low-profile floor position of 4 5/16 inches will rise to over 6 ft.
Infrared synchronization system features a durable 4-cylinder design with anti-surge valves and a pneumatic safety locking system

Drive-on ramps lock into position as platform extensions



MIG Welding Equipment



Allsweld ADP 180-1

For Single-Phase Power Supplies for MIG-MAG, MMA, and TIG Welding (with "Lift" type ignition)

The ADP-180-1 is a highly versatile, lightweight, and portable inverter generator designed for premium welding performance across multiple applications.



Allsweld ADP-270-1 Single Gun | 220V & 480V 3-Phase Welder

A single-gun multi-function inverter generator MIG welder for auto body repair.

Characterized by cutting edge, attractive design combined with the latest generation inverter technology and digital welding control

Versatile 1 torch system can be set up with Steel, Silicone Bronze, or Aluminum



MW1 Synergic Welder

Excellent welding performance on any metal and thin laminate sheet

QBS Feeding Motor: Quick Brake System for constant and repeated arc striking

Quick connection for the ground cable

Metallic main structure with shock-proof fiber compound front frames



Allsweld ADP-200-1

A compact, single-phase, synergic, multi-process inverter generator for MIG / MAG, MMA, TIG "Lift"

Pulse and double-pulse welding

Characterized by cutting edge, attractive design with next generation inverter technology



Solidus Allsweld Evolution 270

Compact multiprocess MIG welder designed for operator comfort, fast setup, simplified tasks, and high-performance welding results with innovative ergonomic engineering.



MIG Welding Equipment



Solidus ADP-200-4 Quad torch MIG Welder

The 200 Quad is single-phase, 200 AMP, 4-Gun MIG welder, and a multi-function inverter generator for MIG pulse, MIG double pulse, MIG-MAG, stick, and TIG welding.

This versatile 4 torch system can be set up with Steel, Silicon Bronze, Aluminum, or any combination.



Solidus ADP-200-3 Pulse MIG | 220V & 480V

The Solidus 3-Gun Pulse Mig Welder is available in single-phase, and 3-phase, multi-function inverter generator for Mig Pulse, Mig Double Pulse, MIG-MAG, Stick and TIG Welding.



P1 GYS Auto

220A single-phase synergic MIG/MAG welder for steel, aluminum, and brazing alloys, featuring pulse mode for spatter-free welding on thin panels.



P2 GYS Auto

220 A single-phase synergic MIG/MAG unit with 2 wire feeders for bodywork specialists. Welds steel, aluminum and brazing alloys (CuSi3/CuAl8) on 1.0 mm & 1.2 mm using a pulse function.



MIG Welding Equipment



P3 GYS AUTO

220 A single-phase synergic MIG/MAG unit with 3 wire feeders for bodywork specialists. Welds steel, aluminum and brazing alloys (CuSi3/CuAl8), even 0.03" & 0.04", using a pulse function.



Autopulse 220-M3

A MIG / MAG pulsed generator with 3 integrated wire feeders ideal for car body repairers
Equipped with a digital PFC (Power Factor Correction); supplies pulsed welding quality comparable to three-phase products
Designed for highest performance; features several synergic curves which enables exceptional arc quality



Autopulse 320-T3

A digital MIG/MAG double pulse generator with 3 integrated wire feeders
An extremely advanced machine with 57 synergic curves providing an exceptional arc quality
Versatile; it will hold 3 different torches to weld steel, aluminum and brazing



MIG WELDER CONSUMABLES



10 springs for Nozzle/torch
MIG 150 A R - GYS (042988)



Welding Wire



MB15/MB25 torch kit- GYS
(037458)



Bag of 10 Contact Tips for
Torch 150A 0.8- GYS
(041912)



3 Conical Nozzles for MIG
Torch 150 A- GYS (041875)



Box MIG Torch 150 A- GYS
(041226)



3 Conical Nozzles for MIG
Torch 250 A- GYS (041882)



Special plier MIG MAG. 12-
15 mm nozzle- GYS
(041332)



LINER METAL - STEEL
1.2/1.6 - 3M YELLOW- GYS
(418417)



Spot Welding Equipment



PREMIUMspot VISION

A multi-function spot welding machine in the premium class with complete software package for worry-free automotive repair

Fully automatic welding, particularly for components made of higher maximum strength

Coated and laminated steel panels

Aluminum welding for thin aluminum sheets up to 3 mm



GYSPOT PTI Master

Automatic spot-welding machine for car body panels with manual OVERLAP feature, liquid-cooled lightweight gun, compact design, and ergonomic color interface.



Gyspot PTI-S7 22V Evolution

The Gyspot-PTI-s7-220v-Evolution is the ideal answer to the welding requirements of high strength steels (UHSS/boron), with a clamping force of 550daN, with 8bars air pressure, and a welding current that can reach 14 500Amps



GYSPOT PTI GENIUS PLUS

Advanced resistance spot welder with intelligent controls, high clamping force, programmable settings, and precision performance for modern collision repair.

[▶ Click to View Video](#)



SPOT WELDER CONSUMABLES



Elma Tech Cap Kit -
(EL_90_Cap Kit)



Spotter Consumables Kit-
GYS (050068)



6 Round Caps- Type F-
GYS (049970)



Spot Welder Cap Sharpener -
Domed & Round Caps-
GYS (048966)



Bag of 6 Bevelled Caps-
GYS (049994)



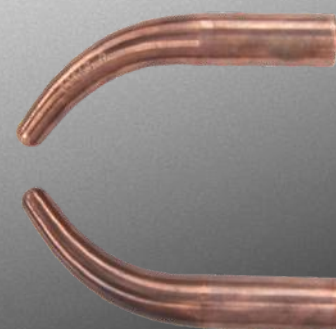
Welding Coolant-
(Entherm EG-R-1)



20 CAPS TYPE A + 6 CAPS
TYPE F + 2 ELECTRODES
(C6 & G2) - GYS (073449)



Box of 40 Type A Caps-
GYS (048935)



2 ELECTRODES 95mm FOR
DIFFICULT ACCESS ARMS



Dent Pulling Equipment



Allsweld MicroSpot

A high-efficiency, easy-to-use dent pulling system
Adjustable weld current leaves only a "Micro Spot" area with NO risk of E-coat burn through, eliminating the risk for rust
A single phase 110V high-efficiency, continuous welder that leaves a limited heat-affect area
Very easy-to-use with adjustable welding currents
Long and lightweight cables make for easy work



Glue Dent Pulling System

Uses plastic tabs with hot glue to straighten dented areas without damaging the finished surface
Disassembling panel fixtures is no longer necessary, thanks to the well-designed tabs and hot glue gun
Includes cart, aluminum hammers, double action pull bar and more



Gyspot Arc Pull

A drawn arc welding technology for aluminum dent-pulling, which has several advantages compared to capacitor discharge technology
Developed specially for car body thin sheets, the digital interface provides intuitive and functional navigation between the welding modes
Its innovative gun is equipped with a high precision linear motor with digital control, which provides refined synergies



Master Aluminum Repair Center

Repair Centers must have a separate tool cart/trolley with the following tools that are dedicated to aluminum cosmetic repairs
The tool trolley must be clearly labeled as the storage for the aluminum tools
ALL tools must be present in the aluminum trolley
Equipped with the required tools to satisfy the Ford and Mercedes-Benz Certified Collision Program Standards
Features the necessary storage and peg board construction to store all the tools required for the program



Dent Pulling Equipment



Solidus Dent - X Aluminum + Steel

Solidus Dent - X Aluminum + Steel

- 1,0 MM AMIg 3 (20Pz)
- 1,5 MM AMIg 3 (20Pz)
- 1,5 MM AMIg Si (20Pz)
- 1,0 MM AMIg Si (20Pz)

▶ [Click to View Video](#)



GYSPOT 26.02

Ideal for dent removal and straightening of steel bodywork components

- Welding of stars or rings for sheet-pulling operations.
- Corrugated wire welding, ideal for straightening rounded profiles (e.g. wheel arches).
- Shrinking, for light impacts and finishing work.
- 2600A power.
- Single-phase power supply 230V - 16A.



GYSPOT 27.02

Ideal for dent removal and straightening of steel bodywork components, welding stars or rings, corrugated wire welding, shrinking.



EASYLINER 3902

EASYLINER is a complete dent pulling kit, essential for repairing small, medium and big dents



Dent Pulling Equipment



GYSPOT PRO 230

This 230 V, steel dent puller boasts an output current of 3,800 A making it ideal for all steel straightening and dent-pulling applications. Its two guns (one automatic and one featuring trigger control) as well as its user-friendly control panel automatic make this device versatile and efficient to use.



GYSPOT Expert 200

The GYSPOT EXPERT is designed for a 200-240 V, 30 A delayed fuse power supply and offers two operating modes:

- A MANUAL operating mode allowing the welding current and time to be adjusted independently to suit the bodybuilder's exact requirements.
- A SYNERGIC mode recommending settings based on GYS expertise.

For ease of use, it also offers two ignition systems:

- automatic priming: by simple contact between the tool and the part to be straightened.
- manual priming: by pressing a trigger when the tool is in contact with the workpiece.



Steel Spot Dent Puller

The Steel Spot Dent Puller is a multi-function system designed for steel dent repair in collision repair shops.

The main control and digital display are simple and easy to use with 5 pre-set programs. Once selected, these programs allow a further adjustment of +/-9% in value.

The Steel Spot is supplied together with a welding gun and 2000mm (6.5 ft) long ground cable .

This Steel Dent Puller is the best combination of versatility and professional quality, where the user can adapt the welder to each type of repair.



DENT PULLER CONSUMABLES



EASYLINER Steel Dent Pulling Accessories Kit with Electrodes, Rings, Washers, and Stars (053632)



Steel Dent Pulling Consumables Box with Wires, Stars, and Pull Rings (051515)



BOX OF ALUMINIUM RINGS 1.5 mm-(059429)



STANDARD AND PREMIUM BAR 6-TOOTHED CLAW- 049734



Aluminum Dent Pulling Rings N°5 - AlMg3 1.5mm (059511)

x100



Steel Dent Pulling Leveling Bar Consumables Kit with Wires, Rings, and Electrodes (050037)



50 Twisted Aluminum Pulling Rings No.5 AlMg3 1.5mm for ARCPULL Dent Pulling - (059528)



Dent Pulling Rings for Studs Ø 5mm - Professional Dent Repair Rings - GYS (052635)



5 Point Pulling Washer - Copper Coated Dent Pulling Washers 25 Pack - (SOL-EJ055000-E25)



Rivet Equipment



RIVETER GYPRESS 10T

Self-contained hydropneumatic tool specially designed for setting (and removing) the main types of rivets used and approved for use in automotive repairs:

- Punch Rivets" self-piercing rivets
- Flow Form" rivets

▶ [Click to View Video](#)



CMO Self-Piercing Rivet Gun

This handheld Self-Piercing Riveter packs a punch with its 8-ton pushing and pulling capacity. Despite its compact size, the RV/EV02 is a durable and powerful riveting device. Approved by Ford and also suited for specific rivet mandrels of many other car brands, such as Audi, Mercedes, BMW, Ferrari, and Porsche. Its pulling and pushing actuator controls a powerful electrohydraulic pump, which guarantees strong and silent operation. The RV/EV02 is also capable of removing rivets with standard dies. Pressing time can be regulated, and when a set force is obtained, the device can retract automatically.



RIV720 rivet tool

Battery-powered riveting tool designed for durability and ease of use. Equipped with a powerful brushless motor and long-life battery, the RIV720 delivers reliable performance

Plastic Welder



Allsweld PolyFix

Allsweld PolyFix nitrogen plastic welding system designed to repair and reinforce car bumpers and plastic repairs eliminating oxidation during welding.



RIVET GUN CONSUMABLES



200 SELF PIERCING STEEL RIVETS STEEL Ø3.3x4.0MM-GYS (048249)



100 SELF PIERCING STEEL RIVETS STEEL Ø5.3x4.0MM-GYS (048256)



B1 + B2 Dies- (054301)



A1+A2 Dies- (054295)



KIT DIES RMB PP 02 (Ford) RIVETERS - (058835)




STANDARD DIE KIT FOR RIVETER 10T- 053694



DIE KIT RMB PP 03 (Tesla) RIVETER 10T.PP- (059092)



BOX OF 6 x 50 SELF-PIERCING RIVETS (Ø 3.3 & 5.3mm)- GYS (048706)



Oblong Punching Tool- (067264)



Discover a wide range of consumables at Shop Solidus, your one-stop destination for all your needs.

Shop Solidus is now offering free shipping on all consumables. Don't miss this chance to stock up on premium items and keep your shop fully equipped.



PLANISHING KIT (SET OF 3 HAMMERS & 4 TOE DOLLIES)
SET OF 3 HAMMERS & 4 TOE DOLLIES



GYSMATIC 5-13 G AIR-FED HELMET TRUE COLOR XXL

The GYSMATIC XXL AIR 5-13G TRUE COLOR is a welding helmet with an assisted-ventilation respiratory protection system. 2 in 1, it protects the eyes from IR/UV during welding operations and preserves the operator's respiratory tract.



STAN-ART 121
PULLING CLAMP 55MM



Consumables box for Steel

25 WAVY WIRES
20 STARS WITH COPPER COATING
50 STRAIGHT PULLING RINGS
25 TWISTED PULLING RINGS

Need Supplies?



www.ShopSolidus.com





The most effective way to isolate EV Car fires

At Fire Isolator, your safety is our top priority. That is why we developed the Ultimate Fire Blanket, specially designed to control and isolate (electric) vehicle fires. Our Fire Blanket is a fast and easy way to quickly isolate fires. With a temperature resistance of up to 1600 °C/2900 °F, our Fire Blanket takes the lead in isolating EV car fires. The perfect solution to prevent collateral damage in parking garages, parking lots, shopping malls, Ferries, cargo ships, service/gas stations, airports, and more.

Fire Isolator Car Fire Blanket-Ultimate

The Fire Blanket Ultimate by Fire Isolator is a very efficient and strong blanket, specially designed to control and isolate electric car fires. Due to depriving the oxygen inlet, the blanket reduces smoke and toxic fumes, creating an enclosed space that aerosol units need to effectively kick down the flames. The fire will not spread any further, preventing collateral damage to the surroundings.

Features and benefits:

- Made of silica-grade materials, for a temperature resistance of up to 1600 °C/2900 °F (peak temperatures) and Eco-friendly.
- The blanket can stand temperatures of 1200 °C/2200 °F. for more than 50 hours.
- Tested according to ISO EN 13501-1, NFPA701 & ASTM D6413. Note that there are only 3 car fire blanket manufacturers holding the A1 fire class ISO13501-1 test report, of which we are one. So make sure you set that as a firm requirement to filter out any low-quality blankets.
- The Fire Blanket is reusable and can be cleaned.
- Easy to deploy, equipped with colored loops.
- Protects the surroundings and prevents collateral damage.
- Suitable from small cars to large pick-ups.
- Different sizes are available upon request, as well as for small electric vehicles (LEVs) like e-scooters/e-bikes.



Fire Isolator Car Fire Blanket-Ultra

The Fire Isolator Car Fire Blanket ULTRA can be used for normal, combustion-engine and EV car fires. It can be deployed in parking garages, parking lots, shopping malls, onboard ferries, etc. The blanket can be used for all car sizes from a small city car up to large SUV models.

Features and benefits:

The Ultra Fire Blanket is made of ultra high silica grade with a silicone coating, for a temperature resistance of up to 1700 °C. The blanket can stand temperatures of 1200 °C/2200 °F. for more than 50 hours. ISO13501-1 and NFPA701 tested with A1 classification by KIWA/MPA Dresden, ASTM D6413 tested by HPL Engineering. Reusable up to 30 times and can be cleaned. Protects the surroundings and prevents collateral damage. Suitable from small cars to large pick-ups. Different sizes are available upon request, as well as for small electric vehicles (LEVs) like e-scooters/e-bikes.



Ideal for hybrid and electric vehicles. This insulated tool set is GS and VDE certified giving professional electricians and technicians



Training and Service



WE ARE AN I-CAR SUSTAINING PARTNER

As Sustaining Partner, Solidus supports I-CAR's mission of ensuring that every person in the industry has the information, knowledge, and skills required to perform complete, safe, and quality repairs on behalf of the consumer.

While I-CAR's mission is to provide the information, knowledge, and skills, our mission is to provide the necessary equipment required to perform complete, safe and quality repairs on behalf of the consumer.

Ask us about our I-CAR Training Program



We are committed to providing our customers with the best service in the industry. If, for whatever reason, you experience an issue with your equipment, we can fix it! We will do whatever is necessary to help you keep your shop running at peak performance.

Your shop's performance matters to us. That's why our support team is dedicated to responding to your needs quickly, whether you need equipment repaired, or need to add new equipment to your operation, we will provide the fastest possible solution. We work with multiple finance companies to help you get what you need when you need it, letting the investments you make pay for themselves.

Our focus is always our customers and the tools and equipment they need to be successful. We pride ourselves on supplying the highest quality equipment along with the best training and customer service. Our Solidus mission is to be the gold standard in the collision repair industry.” -President, Mike Hildebrand



SOLIDUS

EQUIPMENT SYSTEMS

Collision Repair Equipment



Equipment Inventory

Resistance Spot Welders

- Solidus -
 - Elmatech Premium Spot Vision
- GYS-
 - GYS Inverter PTI s7
 - BPLG-220V
 - GYSpot Inverter BP LCX S7
 - GYSPOT PTI Genius Plus
 - GYS PTI Master

MIG Welders

- Solidus-
 - Allsweld ADP- 200-3
 - Allsweld ADP- 270-1
 - Allsweld ADP- 200-1
 - Allsweld ADP- 200-4
 - Allsweld ADP- 180-1
 - Solidus Allsweld Evolution 270
- GYS-
 - M1 Auto Mig
 - Autopulse 320-T3
 - Neopulse 300 T-2
 - M3 Auto Mig
 - P3 GYS AUTO

Specialty Lifts

- 2-Post lifts
- Full and Mid-Rise Scissor lifts
- Table and Platform lifts

Frame Straightening

- Solidus-
 - Universal 55 bench
 - Express 3000 bench
- Celette
 - Rhone L, 4.2T, XL
 - Griffon, VB, XL
 - Sevenne
 - X-Trac

Positioning and Anchoring

- Universal Jig Celette Cameleon
- Dedicated Jig System MZ+

Sterilization systems

- Solidus Ozonext
- Celette Trioxyclean

Self-Piercing Rivet Guns

- GYSpress 8T Push Pull
- CMO RV/EP02
- TKR PNR 90 SNW XT²

Dent Pullers

- Allsweld MicroSpot
- GYS Arcpull 200
- Gyspot 39.02
- Dent-X
- 39.02 Easyliner-2700

Aluminum Equipment

- Solidus Master Aluminum Station
- Certified Tool Programs

Electronic Measuring Systems

- Celette Naja 3D, Eagle, MZ Cross
- Eclipse Plus

Used Equipment Available

- Various brands and models
- Traded-in for upgrade
- Serviced and Approved

Body Shop Tools and Equipment

- Welding supplies
- Consumables
- Glue Pull kits



📞 636-405-2800

🌐 www.solidususa.com

2751 Highway 100, Gray Summit, MO 63039