

Scan QR Code To See Our Latest  
Catalog Issue or go to:  
[www.allstatepeterbilt.com/etp-catalog](http://www.allstatepeterbilt.com/etp-catalog)



# 20+ Locations

ISSUE 2.24 • VOLUME 7

# Quality Truck Parts

Low Prices – Meets or Exceeds OEM Expectations



**1,700+ SKUs!**

All Elite Truck Parts are protected by our

## 12 Month - No Hassle Warranty

### ≈ Air & Brake ..... Pgs 3-16

|                                     |           |
|-------------------------------------|-----------|
| ABS Components.....                 | Pgs 3-4   |
| Air & Electrical.....               | Pgs 4-5   |
| Air Brake Hoses & Assys .....       | Pgs 6     |
| Air Disc Brake.....                 | Pg 7      |
| Air Dryers, Cartridges & Assys..... | Pgs 7-9   |
| Air Fittings.....                   | Pgs 9-10  |
| Air Tanks & Assys .....             | Pg 10     |
| Brake Chambers & Assys .....        | Pgs 10-13 |
| Brake Shoes & Assys.....            | Pg 13     |
| Clevis Pins & Kits.....             | Pg 14     |
| Hydraulic Disc Brakes .....         | Pg 14     |
| Slack Adjusters .....               | Pgs 14-16 |

### ≈ Cab & Body ..... Pgs 17-34

|   |           |
|---|-----------|
| Aluminum Steps.....                       | Pg 17     |
| Battery Box Assys.....                    | Pg 17     |
| Bumpers.....                              | Pgs 17-19 |
| Cab Components (Cab & Body).....          | Pg 19     |
| Chrome Assys.....                         | Pg 20     |
| Electrical Components (Cab & Body) .....  | Pg 20     |
| Fenders & Brackets.....                   | Pgs 20-21 |
| Fuel Tank Straps & Assys .....            | Pgs 21-22 |
| Hoods .....                               | Pg 22-23  |
| Hood Components & Assys (Cab & Body)..... | Pgs 23-25 |
| Latches.....                              | Pgs 25-26 |
| Grilles .....                             | Pgs 26-27 |
| Lighting & Headlamps.....                 | Pgs 27-31 |
| Lighting Assys.....                       | Pg 31     |
| Mirrors.....                              | Pgs 31-32 |
| Spray Suppression .....                   | Pgs 32-33 |
| Window Regulators (Cab & Body).....       | Pg 33     |
| Wiper Systems .....                       | Pgs 33-34 |

### ≈ Chemicals..... Pg 35

### ≈ Driveline ..... Pgs 35-47

|                           |           |
|---------------------------|-----------|
| Clutches .....            | Pgs 35-39 |
| Clutches Accessories..... | Pgs 39-43 |
| Driveline .....           | Pgs 43-47 |

### ≈ Electrical ..... Pgs 48-51

|                          |           |
|--------------------------|-----------|
| Sensors & Switches ..... | Pgs 48-51 |
|--------------------------|-----------|

### ≈ Engines & Emissions..... Pgs 52-61

|                             |           |
|-----------------------------|-----------|
| Aftertreatment Systems..... | Pg 52     |
| Filters.....                | Pg 52     |
| Engine .....                | Pgs 53-56 |
| Exhaust & Assys .....       | Pgs 56-58 |
| Exhaust Clamps .....        | Pgs 58-60 |
| Flywheels.....              | Pg 60     |
| Water Pumps.....            | Pg 61     |

### ≈ Engines Cooling ..... Pgs 62-67

|                                   |           |
|-----------------------------------|-----------|
| Poly Rib Belts .....              | Pgs 62-63 |
| V-Belts .....                     | Pg 63     |
| Belt Pulleys & Tentioners.....    | Pg 64     |
| Hose Clamps .....                 | Pg 64     |
| Radiators, Condensers, & CAC..... | Pgs 64-66 |
| Silicone Hoses.....               | Pgs 66-67 |

### ≈ Fifth Wheel ..... Pgs 67

|                            |       |
|----------------------------|-------|
| Accessories.....           | Pg 67 |
| Bushings & Build Kits..... | Pg 67 |

### ≈ HVAC ..... Pgs 68-70

|                                     |           |
|-------------------------------------|-----------|
| Compressor Assemblies .....         | Pg 68     |
| Receiver Dryers & Accumulators..... | Pgs 68-69 |
| Blower Motors & Assys .....         | Pg 69     |
| Expansion Valves & Assys.....       | Pg 69     |
| HVAC Actuators .....                | Pg 70     |
| Switches & Resistors .....          | Pg 70     |
| HVAC Miscellaneous .....            | Pg 70     |

### ≈ Hydraulic ..... Pgs 71-74

|                       |           |
|-----------------------|-----------|
| Hydraulic Motor ..... | Pg 71     |
| PTO & Assys.....      | Pgs 71-74 |

### ≈ Safety, Security, & Assys..... Pgs 75-76

|                                |          |
|--------------------------------|----------|
| Safety, Security, & Assys..... | Pg 75-76 |
|--------------------------------|----------|

### ≈ Steering & Suspension ..... Pgs 76-93

|                            |           |
|----------------------------|-----------|
| Air Spring & Assys .....   | Pgs 76    |
| Cab Air Springs .....      | Pg 76     |
| Air Springs.....           | Pgs 76-79 |
| Leaf Springs .....         | Pg 79     |
| Power Steering Pumps ..... | Pgs 79-80 |
| Steering Gears .....       | Pg 80     |
| Shocks.....                | Pgs 80-82 |
| Suspension - Front .....   | Pgs 82-84 |
| Suspension - Rear.....     | Pgs 84-86 |
| Suspension -Trailer.....   | Pgs 86-88 |
| U-Bolts .....              | Pgs 88-89 |
| Wheel End .....            | Pgs 89-93 |

### ≈ Trailer ..... Pgs 93-96

|                                   |           |
|-----------------------------------|-----------|
| Landing Gear & Assys .....        | Pg 93     |
| Light & Medium Duty Trailer ..... | Pgs 93-96 |

### ≈ Valves ..... Pgs 97-101









|   |             |
|---|-------------|
| Air Valves - Miscellaneous.....               | Pgs 97-99   |
| Check Valves .....                            | Pg 99       |
| Dash Control Valves .....                     | Pgs 99-100  |
| Drain Valves.....                             | Pg 100      |
| Height Control Valves.....                    | Pgs 100-101 |
| Transmission Shift Range Valves & Assys ..... | Pg 101      |







Quality Truck Parts – 12 Month No Hassle Warranty!

## ≈ Air & Brake

### ABS COMPONENTS

#### ABS Sensors & Accessories

|   |   |
|---|---|
|    | <b>ABS Sensor Clip (Includes Grease Packet)</b><br>Part# ETP-R955458                        |
|    | <b>ABS Speed Sensor Bracket - Common Freightliner</b><br>Part# ETP-1013536000               |
|  | <b>ABS Speed Sensor - 1 ft - 90 Degree W/Clip - Bendix Style</b><br>Part# ETP-801544        |
|  | <b>ABS Speed Sensor - 5.5 ft - Straight W/Clip - Bendix Style</b><br>Part# ETP-801543       |
|  | <b>ABS Speed Sensor - 6.25 ft - 90 degree W/Clip - Bendix Style</b><br>Part# ETP-801538     |
|  | <b>ABS Speed Sensor - 5.5 ft - 90 Degree W/Clip - Wabco Style</b><br>Part# ETP-R955328      |
|  | <b>ABS Sensor Kit - 1 ft - 90 Degree W/Clip - Bendix Style</b><br>Part# ETP-R955335         |
|  | <b>ABS Speed Sensor Kit - 5.8 ft - Straight W/Clip - Meritor Style</b><br>Part# ETP-R955338 |




|  |  |
|--|--|
|    | <b>ABS Speed Sensor Kit - 5.8 ft - 90 degree W/Clip - Meritor Style</b><br>Part# ETP-R955341 |
|    | <b>ABS Speed Sensor Kit - 3 ft - 90 degree W/Clip - Wabco Style</b><br>Part# ETP-R955336     |
|    | <b>ABS Speed Sensor Kit - 6.6 ft - 90 degree W/Clip - Wabco Style</b><br>Part# ETP-R955342   |
|    | <b>ABS Sensor Extension Cable - 6 ft</b><br>Part# ETP-S4497130180                            |
|  | <b>ABS Sensor Extension Cable - 10 ft</b><br>Part# ETP-S4497130300                           |
|  | <b>ABS Wheel Speed Sensor, 60", 90 Deg</b><br>Part# ETP-801549                               |




#### ABS ECU & Valve Assemblies

|  |  |
|--|--|
|  | <b>Trailer - Wabco TCS2 ABS ECU/Valve Assembly - 2S/2M, 4S/2M, 4S/3M</b><br>Part# ETP-S4005001030                  |
|  | <b>Trailer - Wabco ABS ECU/Valve Assy - W/Power Cable Adapter - 2S/2M, 4S/2M Easy-Stop</b><br>Part# ETP-4006120100 |
|  | <b>Trailer - Wabco TCS11 ABS ECU Module Only - 2S/1M</b><br>Part# ETP-S4461082010                                  |








Quality Truck Parts – 12 Month No Hassle Warranty!

|   |   |
|---|---|
|  | <b>Trailer - Wabco ABS Modulator Valve - 2M/3M Easy-Stop Type</b><br>Part# ETP-S4721950330  |
|  | <b>Tractor - Wabco ABS Relay Valve Kit</b><br>Part# ETP-S4725000072                         |
|  | <b>Tractor - Wabco ABS Solenoid Modulator Valve - 4S/4M, 6S/4M</b><br>Part# ETP-S4725001230 |





|  |   |
|--|---|
|  | <b>Service Gladhand, Blue, Angled 40 Degree</b><br>Part# ETP-12-136                 |
|  | <b>Emergency Gladhand, Red, Angled 40 Degree</b><br>Part# ETP-12-138                |
| <b>PHOTO</b><br>COMING SOON  | <b>Gladhand Lock With Keys</b><br>Part# ETP-GHL7200                                 |
|  | <b>Gladhand Sure-Grip Set, Red &amp; Blue Anodized Aluminum</b><br>Part# ETP-12-600 |

## AIR & ELECTRICAL

### Glad hands & Accessories

|   |  |
|---|--|
|  | <b>Double Lip Glad Hand Seal</b><br>Part# ETP-12-012                               |
|  | <b>Polyurethane Glad Hand Seal Kit - 2 Red &amp; 2 Blue</b><br>Part# ETP-101115BRP |
|  | <b>Service (Blue) Glad Hand, Aluminum</b><br>Part# ETP-12-006                      |
|  | <b>Emergency (Red) Glad Hand, Aluminum</b><br>Part# ETP-12-008                     |
|  | <b>Universal Glad Hand, Aluminum</b><br>Part# ETP-12-010                           |










### Air Hoses

|  |   |
|--|---|
|            | <b>Coiled Air Hose Set, Red &amp; Blue, 15 ft</b><br>Part# ETP-11-715             |
|  | <b>Coiled Air Hose, Red, 15 ft W/12" Leads</b><br>Part# ETP-11-317                |
|  | <b>Coiled Air Hose Set, Red &amp; Blue, 15 ft W/40" Leads</b><br>Part# ETP-11-340 |
|            | <b>Straight Rubber Air Hose Set, Red &amp; Blue, 15 ft</b><br>Part# ETP-11-8115   |









Quality Truck Parts – 12 Month No Hassle Warranty!

## Electrical Cables & Accessories

|   |  |
|---|--|
|    | <b>7-Way ABS Electric Cord - 15 ft</b><br>Part# ETP-30-4621  |
|    | <b>7-Way ABS Electric Cord - 15 ft W/48" Leads</b><br>Part# ETP-30-4921                                  |
|    | <b>12' Air/Electric 3-in-1 Hose Assembly</b><br>Part# ETP-30-2151  |
|   | <b>15' Air/Electric 3-in-1 Hose Assembly</b><br>Part# ETP-30-2171  |
|    | <b>Cable Assembly Clamp Holder W/ Snap Clip, Works with 3 &amp; 4-IN-1 Assemblies</b><br>Part# ETP-55018 |
|                                     | <b>16" Support Spring - (Tender Spring)</b><br>Part# ETP-17-116  |
|  | <b>20" Single Hose Tender Kit (16" Spring, Includes 3 Hose Holder)</b><br>Part# ETP-17-148               |
|             | <b>16" Dual Spring Tender Kit (Includes 3 Hose Holder)</b><br>Part# ETP-17-420                           |
|    | <b>Hose Tender Pogostick, 43" - Chrome Finish</b><br>Part# ETP-17-0400                                   |

|  |   |
|--|---|
|  | <b>7-Way Electrical Connector</b><br>Part# ETP-15-730 |
|  | <b>7-Way Electric Receptacle</b><br>Part# ETP-15-720  |






## Battery Cables & Accessories

|  |   |
|--|---|
|    | <b>Negative Battery Jumper Harness - 2/0 - 14" Length, Black, Connects (3) Batteries</b><br>Part# ETP-46-MK-3935-AM |
|             | <b>Negative Battery Jumper Harness - 2/0 - 7" Black, Connects (2) Batteries</b><br>Part# ETP-849582                 |
|               | <b>Positive Battery Jumper Harness - 2/0 - 7" Red, Connects (2) Batteries</b><br>Part# ETP-849583                   |
|  | <b>Negative Battery Jumper Harness - 2/0 - 14" Length, Black, Connects (3) Batteries</b><br>Part# ETP-849584        |
|    | <b>Positive 3 Battery Jumper Harness - 2/0 - 14" Length, Red, Connects (3) Batteries</b><br>Part# ETP-849585        |
|    | <b>7-Terminal Electric Junction Box</b><br>Part# ETP-BE22040  |






Quality Truck Parts – 12 Month No Hassle Warranty!

## AIR BRAKE HOSES & ACCESSORIES

### Air Brake Hoses

|   |  |
|---|--|
|    | <b>1/2"ID - 3/8" Ends Single Swivel</b>                    |
| 50" - Part# ETP-16350   | 58" - Part# ETP-16358                                      |
| 52" - Part# ETP-16352   |  |
|    | <b>3/8"ID - 3/8" Ends Double Swivel</b>                    |
| 42" - Part# ETP-16442   | 72" - Part# ETP-16472                                      |
| 54" - Part# ETP-16454   | 84" - Part# ETP-16484                                      |
|  | <b>1/2"ID - 3/8" Ends Double Swivel</b>                    |
| 18" - Part# ETP-16718   | 24" - Part# ETP-16724                                      |
| 22" - Part# ETP-16722   | 28" - Part# ETP-16728                                      |
| 26" - Part# ETP-16726   | 32" - Part# ETP-16732                                      |
| 30" - Part# ETP-16730   | 36" - Part# ETP-16736                                      |
| 34" - Part# ETP-16734   | 40" - Part# ETP-16740                                      |
| 38" - Part# ETP-16738   | 44" - Part# ETP-16744                                      |
| 42" - Part# ETP-16742   | 48" - Part# ETP-16748                                      |
| 46" - Part# ETP-16746   | 56" - Part# ETP-16756                                      |
| 54" - Part# ETP-16754   | 72" - Part# ETP-16772                                      |
| 60" - Part# ETP-16760   | 82" - Part# ETP-16782                                      |
| 20" - Part# ETP-1672  |  |
|  | <b>Air Hose Separator For 1/2" Hose</b><br>Part# ETP-34021 |
|  | <b>Air Brake Hose Rack</b><br>Part# ETP-HOSERACK           |

### Air Brake Tubing - Nylon

|  |   |
|--|---|
|    | <b>BLACK TUBING</b><br>100 ft Roll        |
| 5/32" - Part# ETP-451067   | 3/8" - Part# ETP-451031                   |
| 1/8" - Part# ETP-451029  | 3/8" (500 ft Roll) - Part# ETP-451031-500 |
| 3/16" - Part# ETP-451068   | 1/2" - Part# ETP-451032                   |
| 1/4" - Part# ETP-451030  | 5/8" - Part# ETP-451033                   |
| 5/16" - Part# ETP-451054   | 3/4" - Part# ETP-451034                   |
| <b>500 ft Black Roll - 3/8" - Part# ETP-451031-500</b>                               |   |
|   | <b>RED TUBING</b><br>100 ft Rolls         |
| 5/32" - Part# ETP-451067R  | 3/8" - Part# ETP-451031R                  |
| 1/4" - Part# ETP-451030R   | 1/2" - Part# ETP-451032R                  |
|  | <b>BLUE TUBING</b><br>100 ft Rolls        |
| 1/4" - Part# ETP-451030B   | 1/2" - Part# ETP-451032B                  |
| 3/8" - Part# ETP-451031B   |   |
|  | <b>YELLOW TUBING</b><br>100 ft Rolls      |
| 1/4" - Part# ETP-451030Y   | 1/2" - Part# ETP-451032Y                  |
| 3/8" - Part# ETP-451031Y   |   |
|  | <b>GREEN TUBING</b><br>100 ft Rolls       |
| 1/4" - Part# ETP-451030G   | 3/8" - Part# ETP-451031G                  |

Quality Truck Parts – 12 Month No Hassle Warranty!

## AIR DISC BRAKE

### Air Disc Pad Set

|   |   |
|---|---|
|  | <b>Air Disc Pad Set - ABD22X - FMSI # 1369</b><br>Part# ETP-K070796 |
| PHOTO<br>COMING SOON  | <b>Air Disc Pad Set - Meritor EX225L</b><br>Part# ETP-AD1370L2CGLHP |
| PHOTO<br>COMING SOON  | <b>Air Disc Pad Set- Hendrickson MAXX22T</b><br>Part# ETP-ADP1777L2 |

### Air Disc Rotors

|   |  |
|---|--|
|                             | <b>Air Disc Rotor - ADB22X "Flat"</b><br>Part# ETP-802569                      |
|  | <b>Air Disc Rotor - ADB22X "U" - 10 Hole 16.93"</b><br>Part#ETP-ADR76617       |
| PHOTO<br>COMING SOON  | <b>Air Disc Rotor - ADB22X SB / SN7 - "U" - 10 Hole</b><br>Part# ETP-K021959   |
| PHOTO<br>COMING SOON  | <b>Air Disc Rotor - MAXX22T - "U" - 10 Hole 16.339"</b><br>Part# ETP-ADR76471G |

### Air Disc Calipers

|   |   |
|---|---|
|  | <b>Air Disc Caliper L/H W/Carrier - (0°) ADB22X-LT - (K149715SC)</b><br>Part# ETP-ADC3888 |
|---|---|



**Air Disc Caliper R/H W/Carrier - (0°) ADB22X-LT - (K149714SC)**  
Part# ETP-ADC3887

PHOTO  
COMING SOON

**Air Disc Caliper L/H W/Carrier - (12°) ADB22X - (K097851SC)**  
Part# ETP-K097851B

PHOTO  
COMING SOON

**Air Disc Caliper R/H W/Carrier - (12°) ADB22X - (K097850SC)**  
Part# ETP-K097850A

PHOTO  
COMING SOON




**Air Disc Caliper L/H W/Carrier - MAXX22T - (S35973L)**  
Part# ETP-ADC0050

PHOTO  
COMING SOON

**Air Disc Caliper R/H W/Carrier - MAXX22T - (S35973R)**  
Part# ETP-ADC0060






## AIR DRYERS, CARTRIDGES, & ASSY.





### Air Dryer Cartridges - New/No Core

|  |   |
|--|---|
|   | <b>AD-9 - Includes Seal Ring Kit</b><br>Part# ETP-107794              |
|  | <b>AD-9 Coalescing - Includes Seal Ring Kit</b><br>Part# ETP-107796PG |
|  | <b>AD-IP - Includes Seal Ring Kit</b><br>Part# ETP-109493             |



Quality Truck Parts – 12 Month No Hassle Warranty!

|   |  |
|---|--|
|    | <b>AD-IP Coalescing - Includes Seal Ring Kit</b><br>Part# ETP-065624PG             |
|    | <b>AD-IS/AD-SP/AD-RP Coalescing - Includes Seal Ring Kit</b> - Part# ETP-5008414PG |
|    | <b>AD-SP/AD-IS/SS1200</b><br>Part# ETP-109994                                      |
|   | <b>AD-HF Coalescing</b><br>Part# ETP-5009041PG                                     |
|  | <b>TURBO 2000 - CRT2000 Applications</b><br>Part# ETP-T224                         |

|   |  |
|---|--|
|   | <b>AD-IS - 12 V</b><br>Part# ETP-801266              |
|   | <b>AD-IS Coalescing - 12 V</b><br>Part# ETP-801266PG |
| <b>PHOTO<br/>COMING SOON</b>  | <b>AD-IS Coalescing - 12 V</b><br>Part# ETP-K049086  |
|  | <b>AD-SP - 12V</b><br>Part# ETP-065691               |
|  | <b>AD-SP Coalescing</b><br>Part# ETP-800887PG        |

## Air Dryer Assemblies







|   |   |
|---|---|
|  | <b>AD-9 W/Bracket - 12V</b><br>Part# ETP-065225     |
|  | <b>AD-9 W/Bracket - 24V</b><br>Part# ETP-065224     |
|  | <b>AD-IP- 12V</b><br>Part# ETP-065612               |
|  | <b>AD-IP Coalescing - 12V</b><br>Part# ETP-065612PG |

## SS1200 Series - New/No Core






|  |  |
|--|--|
|  | <b>SS1200 Aftermarket Coalescing Air Dryer Cartridge</b><br>Part# ETP-4329012382 |
|  | <b>SS1200 Aftermarket Coalescing Air Dryer Cartridge</b><br>Part# ETP-950068     |
|  | <b>SS1200 Air Dryer Assembly - 12V</b><br>Part# ETP-955205                       |
|  | <b>SS1200P Air Dryer Assembly - 12V</b><br>Part# ETP-R955300                     |

Quality Truck Parts – 12 Month No Hassle Warranty!

|   |   |
|---|---|
|    | <b>SS1200PLUS Coalescing Air Dryer Assembly - WABCO</b><br>Part# ETP-4324711010 |
|    | <b>SS1200UP Coalescing Air Dryer Assembly - VOLVO</b><br>Part# ETP-R955082      |
|    | <b>SS1200/SS1200P Air Dryer Turbo Cut-Off Kit</b><br>Part# ETP-950013           |
|   | <b>SS1200 &amp; SS1200P Purge Valve Kit</b><br>Part# ETP-950014                 |
|  | <b>SS1200 Heater/Thermostat Kit - 12V</b><br>Part# ETP-950015                   |



|  |  |
|--|--|
|    | <b>AD-9 Purge Valve Assembly Kit Soft Seat - 12V</b><br>Part# ETP-5004341                              |
|    | <b>AD-IP / AD-IS Purge Valve Assembly Kit - "New" Style High Boost (Hard Seat) - Part# ETP-K022105</b> |
|    | <b>AD-SP Purge Valve Kit</b><br>Part# ETP-109995   |
|     | <b>AD-9 Heater/Thermostat Kit - 12V</b><br>Part# ETP-109495  |
|    | <b>Alcohol Evaporator, Haldex Design, Includes Bracket</b><br>Part# ETP-A72420                         |
|  | <b>Air Governor &amp; Check Valve Kit D2A (AD-IS)</b><br>Part# ETP-5004049                             |

## Air Dryer Accessories





|   |  |
|---|--|
|  | <b>Wire Harness (AD-9, AD-SP, AD-IP, AD-IS &amp; SS1200)</b><br>Part# ETP-109869 |
|  | <b>Air Governor - D2</b><br>Part# ETP-0R275491                                   |
|  | <b>Air Governor High Temp - D2</b><br>Part# ETP-284358                           |
|  | <b>Air Governor - D2 - 12 Pack</b><br>Part# ETP-275491-12                        |
|  | <b>AD-9 Purge Valve Kit (Soft Seat)</b><br>Part# ETP-107798                      |

## AIR FITTINGS

### Air Fitting




|   |  |
|---|--|
|   | <b>Composite Push Lock - 1/4" &amp; 1/2" Tube X 1/2" Thread</b><br>Part# ETP-S762PMT-4   |
|  | <b>Push Lock Straight Union 3/8" Tube - Composite PTC Fitting</b><br>Part# ETP-S762PMT-6 |
|  | <b>Push Lock Straight Union 1/2" Tube - Composite PTC Fitting</b><br>Part# ETP-S762PMT-8 |

Quality Truck Parts – 12 Month No Hassle Warranty!

|   |  |
|---|--|
|    | <b>Push Lock Straight Union 5/8" Tube - Composite PTC Fitting</b><br>Part# ETP-S762PMT-10                    |
|    | <b>Push Lock Straight Reducer Union 5/32" X 1/4" Tube - Composite PTC Fitting</b><br>Part# ETP-S762PMT-532-4 |
|    | <b>Push Lock Straight Reducer Union 1/2" X 3/8" Tube - Composite PTC Fitting</b><br>Part# ETP-S762PMT-6-8    |
|  | <b>Push Lock Male Run Tee - 1/4" &amp; 1/2" Tube X 1/2" Thread</b><br>Part# ETP-G38-1024-080804              |

## AIR TANKS & ACCESSORIES

### Air Tank Accessories

|   |   |
|---|---|
|  | <b>Rubber Tank Mounting Pad - 3/16" Thick</b><br>Part# ETP-AT1068     |
|  | <b>Air Tank U-Bolt - For 10" Tank Diameter</b><br>Part# ETP-G34-6006  |
|  | <b>Air Tank U-Bolt - For 9.5" Tank Diameter</b><br>Part# ETP-G34-6009 |






### Trailer Air Tanks

– Appendix A,  
Pages 103-105 –



## BRAKE CHAMBERS & ACCESSORIES

### Brake Chamber Accessories



|  |  |
|--|--|
|    | <b>Type 30 Push Rod - 5/8"-18 Thread</b><br>Part# ETP-PL034  |
|   | <b>Type 30/36 &amp; 30/36L Caging T-Bolt Assembly (T-BOLT W/NUT &amp; Washer) - Part# ETP-36TB</b> |
| <b>PHOTO</b><br>COMING SOON  | <b>Type 20 Brake Chamber Band Clamp</b><br>Part# ETP-CB20  |
| <b>PHOTO</b><br>COMING SOON  | <b>Type 24 Brake Chamber Band Clamp</b><br>Part# ETP-CB24  |
|  | <b>Type 30 Brake Chamber Band Clamp</b><br>Part# ETP-CB30  |
|  | <b>Type 16 Diaphragm</b><br>Part# ETP-DP16   |
|  | <b>Type 20 Diaphragm</b><br>Part# ETP-DP20   |







Quality Truck Parts – 12 Month No Hassle Warranty!

|   |   |
|---|---|
|  | <b>Type 24 Diaphragm</b><br>Part# ETP-DP24              |
|  | <b>Type 30 Diaphragm</b><br>Part# ETP-DP30              |
|  | <b>Type 30 Long Stroke Diaphragm</b><br>Part# ETP-DP30L |



## Air Disc Brake Chambers

|  |   |
|--|---|
| <b>PHOTO</b><br>COMING SOON  | <b>Type 16/24 - 2.25" Stroke</b><br>Part# ETP-K042457 |
|  | <b>Type 18/24 - 2.25" Stroke</b><br>Part# ETP-K132352 |
| <b>PHOTO</b><br>COMING SOON  | <b>Type 20/24 - 2.50" Stroke</b><br>Part# ETP-K041960 |
| <b>PHOTO</b><br>COMING SOON  | <b>Type 24/24 - 2.50" Stroke</b><br>Part# ETP-K043270 |
| <b>PHOTO</b><br>COMING SOON  | <b>Type 18 - 2.50" Stroke</b><br>Part# ETP-K028022    |
|  | <b>Type 20 - 2.50" Stroke</b><br>Part# ETP-K028225    |

## Brake Chambers

|  |   |
|--|---|
|                    | <b>Type 24 - Tandem Sealed</b><br>Part# ETP-2424-TS   |
| <b>PHOTO</b><br>COMING SOON  | <b>Type 24/30 Standard Piggyback Kit- 2.50" Stroke</b><br>Part# ETP-PS2430K                               |
| <b>PHOTO</b><br>COMING SOON  | <b>Type 30/30 Combo Complete W/ Clevis</b><br>Part# ETP-3030CC  |
|                   | <b>Type 30/30 Combo Complete W/ Clevis - (50 PC Pallet Part#)</b><br>Part# ETP-3030CC-50                  |
|       | <b>Type 30/30 Standard Piggyback Kit, 2.5" Stroke</b><br>Part# ETP-SB3030PKC                              |
| <b>PHOTO</b><br>COMING SOON  | <b>Type 30/30 Standard Piggyback Kit, 2.5" Stroke, USA Designed</b><br>Part# ETP-P3030K                   |
| <b>PHOTO</b><br>COMING SOON  | <b>Type 30/30 Standard Piggyback Kit, 2.5" Stroke, Premium Type, USA Designed</b> - Part# ETP-P3030KPR    |
| <b>PHOTO</b><br>COMING SOON  | <b>Type 30/30 INTRAXX Style W/ Clevis, 2.5" Stroke, Premium Type, USA Designed</b> - Part# ETP-SB3030CH-X |
|  | <b>Type 30/30 Long Stroke - 15" Push Rod</b><br>Part# ETP-SB3030LS-15PR                                   |

Quality Truck Parts – 12 Month No Hassle Warranty!








|   |  |
|---|--|
| PHOTO<br>COMING SOON  | <b>Type 30/30 - 2.5" Stroke</b><br>Part# ETP-TS3030PLC                               |
| PHOTO<br>COMING SOON  | <b>Type 30/30 - 2.5" Stroke, Premium Type, USA Designed</b><br>Part# ETP-TS3030PR    |
|   | <b>Type 30/36 Standard Complete, 2.5" Stroke</b><br>Part# ETP-SB3036S                |
|  | <b>Type 30/36 Long Stroke W/Welded Clevis, 3" Stroke</b><br>Part# ETP-SB3036LCW      |
| PHOTO<br>COMING SOON  | <b>Type 30/36 Piggyback Plus Brake Chamber Kit, 2.5" Stroke</b><br>Part# ETP-3036PSK |

## Contaminant Resistant Chambers



|                      |  |
|----------------------|--|
| PHOTO<br>COMING SOON | <b>Type 30/30 Standard - 2.5" Stroke</b><br>Part# ETP-3030CR                   |
| PHOTO<br>COMING SOON | <b>Type 30/30 Standard INTRAAX Style - 2.5" Stroke</b><br>Part# ETP-3030XCR    |
| PHOTO<br>COMING SOON | <b>Type 30/30 Long Stroke - 3" Stroke</b><br>Part# ETP-3030LSCR                |
| PHOTO<br>COMING SOON | <b>Type 30/30 Long Stroke INTRAAX Style - 3" Stroke</b><br>Part# ETP-3030LSXCR |

|                      |  |
|----------------------|--|
| PHOTO<br>COMING SOON | <b>Type 30/30 Long Stroke 3" W/2.25 Welded Clevis</b><br>Part# ETP-3030LSWCR |
| PHOTO<br>COMING SOON | <b>18/24 Air Disc Brake Chamber</b><br>Part# ETP-1824DCR                     |

## Service Chambers




|   |   |
|---|---|
|    | <b>Type 9 - 1.75" Stroke</b><br>Part# ETP-SC09            |
|   | <b>Type 12 - 1.75" Stroke</b><br>Part# ETP-SC12           |
|  | <b>Type 16 - 2.25" Stroke</b><br>Part# ETP-SC16           |
|  | <b>Type 20 - 2.50" Stroke</b><br>Part# ETP-SC20           |
|  | <b>Type 20 Long Stroke - 3" Stroke</b><br>Part# ETP-SC20L |
|  | <b>Type 24 - 2.50" Stroke</b><br>Part# ETP-SC24           |
|  | <b>Type 24 Long Stroke - 3" Stroke</b><br>Part# ETP-SC24L |

Quality Truck Parts – 12 Month No Hassle Warranty!




|   |   |
|---|---|
|  | <b>Type 30 - 2.50" Stroke</b><br>Part# ETP-SC30             |
|  | <b>Type 30 Long Stroke - 3 \" Stroke</b><br>Part# ETP-SC30L |





## BRAKE SHOES & ACCESSORIES

### Brake Shoe Accessories


|   |  |
|---|--|
|   | <b>Brake Shoe Hardware Kit, Q &amp; Q+ HD</b><br>Part# ETP-8000HD  |
|  | <b>Emergency Brake Strut (Fits 232-040-R / FMSI 2085)</b><br>Part# ETP-A3787N14                          |
|  | <b>Parking Brake Return Spring - Works with 232-040-R &amp; 1303 Emergency Shoes</b> - Part# ETP-2758A53 |

### New Brake Shoe Kits - No core

|   |  |
|---|--|
|            | <b>16.5" X 7" Brake Shoe Kit - 4707 Q+ - 23K Premium</b><br>Part# ETP-NK4707Q23PR        |
|  | <b>16.5" X 7" Brake Shoe Kit - 4709 ES2 EaTON - 23K Premium</b> - Part# ETP-NK4709E223PR |
|             | <b>16.5" x 7" Brake Shoe Kit - 4515 Q - 23K Premium</b><br>Part# ETP-NK4515Q23PR         |

|   |   |
|---|---|
|      | <b>16.5" X 8-5/8" Brake Shoe Kit - 4711 Q+ - 23K Premium</b><br>Part# ETP-NK4711Q23PR       |
|             | <b>16.5" X 5" Brake Shoe Kit - 4719 ES - 23K Premium</b><br>Part# ETP-NK4719E223PR          |
|             | <b>16.5" X 5" Brake Shoe Kit - 4720 Q+ - 23K Premium</b><br>Part# ETP-NK4720Q23PR           |
| <b>PHOTO COMING SOON</b>  | <b>16.5" X 8-5/8" Brake Shoe Kit - 4726 ES Rear - 23K Premium</b><br>Part# ETP-NK4726E223PR |
|  | <b>16.5" X 6" Brake Shoe Kit - 4715 Q+ Front - 23K Premium</b><br>Part# ETP-NK4715Q23PR     |








### NEW Emergency Brake Shoes

|  |  |
|--|--|
|  | <b>Emergency Brake Shoe - (3" X 3/16" X 12")</b><br>Part# ETP-A33722D420 |
|--|--|



Quality Truck Parts – 12 Month No Hassle Warranty!

## CLEVIS PINS & KITS

|   |  |
|---|--|
|    | <b>Automatic Slack Clevis Assembly Meritor Style - 5/8"-18 Thread - 1.81" Length</b> - Part# ETP-1245C185      |
|    | <b>Automatic Slack Clevis Kit Meritor Style - 5/8"-18 Straight</b><br>Part# ETP-810019                         |
|    | <b>Automatic Clevis Pin Kit Meritor Style</b><br>Part# ETP-810027  |
|   | <b>Clevis &amp; Pin Kit Gunite Style Straight - 5/8"-18, 1.02" Pin Spacing</b> - Part# ETP-AS3000              |
| PHOTO<br>COMING SOON  | <b>Clevis &amp; Pin Kit Gunite Style Offset - 5/8"-18, 1.02" Pin Spacing</b> - Part# ETP-AS3003                |
|  | <b>Clevis &amp; Pin Kit Gunite Style - 5/8"-18 X 1, 1/2-20 With Pins, 1.02" Pin Spacing</b> - Part# ETP-AS3019 |
| PHOTO<br>COMING SOON  | <b>Clevis &amp; Pin Kit Gunite Style - 1/2" Pin X 6, 1/4" Pin X 6, And Cotter Pins X 12</b> - Part# ETP-AS4004 |
|    | <b>Clevis Pin Haldex Style - 1/2" - 1-5/8" Length W/Cotter Pin</b><br>Part# ETP-CP1                            |
|    | <b>Clevis Pin Haldex Style - 5/8" - 1-5/8" Length W/Cotter Pin</b><br>Part# ETP-CP2                            |

|  |   |
|--|---|
|  | <b>Clevis Assembly Haldex Style - 1/2"-20 (1/2" Pin)</b><br>Part# ETP-CF1 |
|  | <b>Clevis Assembly Haldex Style - 5/8"-18 (5/8" Pin)</b><br>Part# ETP-CF3 |


## HYDRAULIC DISC BRAKES

### Medium Duty Disc Pad Sets

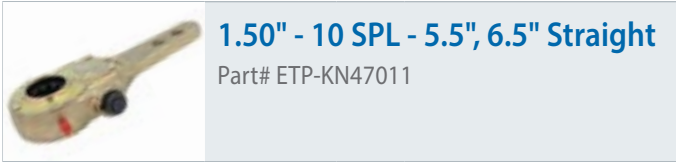
|                      |   |
|----------------------|---|
| PHOTO<br>COMING SOON | <b>FMSI # 769 (Chev Express 2500-3500, 4500 Front)</b><br>Part# ETP-HD0769.7636           |
| PHOTO<br>COMING SOON | <b>FMSI # D184 (IH Truck, GM, Bluebird)</b><br>Part# ETP-HD0184.7108                      |
| PHOTO<br>COMING SOON | <b>FMSI # D225 (Bluebird, Chev, Gm, Freightliner)</b><br>Part# ETP-HD0225.7819            |
| PHOTO<br>COMING SOON | <b>FMSI # D786 (Ford Truck, Freightliner, International, KW)</b><br>Part# ETP-HD0786.7655 |

## SLACK ADJUSTERS

### Manual Adjust

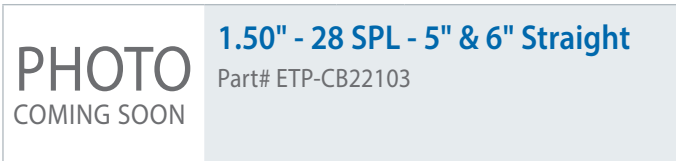
|   |  |
|---|--|
|  | <b>1.50" - 10 SPL - 5",6",7" Straight</b><br>Part# ETP-KN47001 |
|---|--|

Quality Truck Parts – 12 Month No Hassle Warranty!

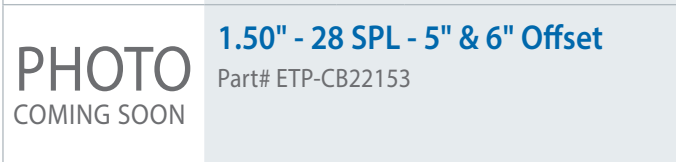


**1.50" - 10 SPL - 5.5", 6.5" Straight**  
Part# ETP-KN47011

### Crewson Style Automatic

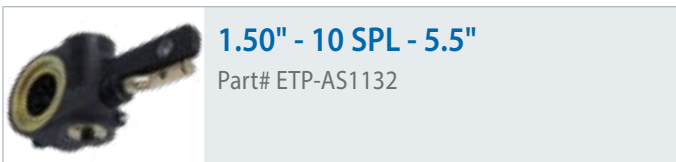


**1.50" - 28 SPL - 5" & 6" Straight**  
Part# ETP-CB22103

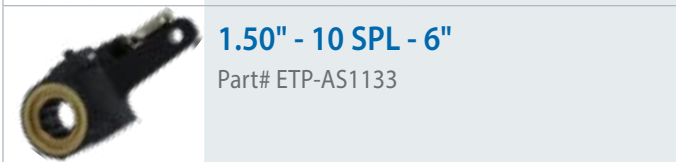


**1.50" - 28 SPL - 5" & 6" Offset**  
Part# ETP-CB22153

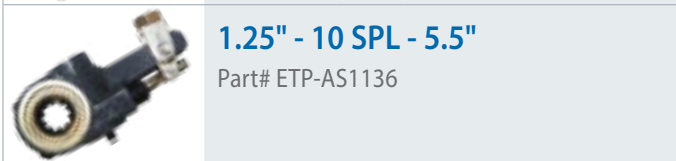
### Gunite Style Automatic



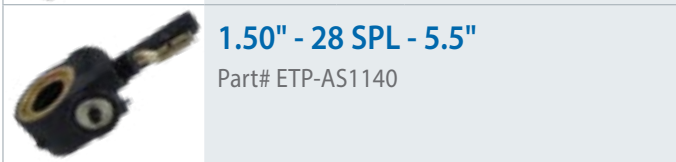
**1.50" - 10 SPL - 5.5"**  
Part# ETP-AS1132



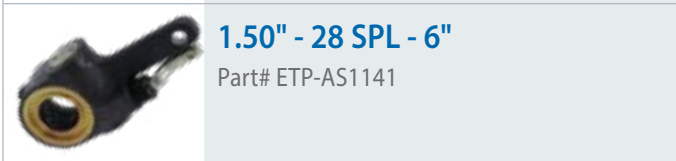
**1.50" - 10 SPL - 6"**  
Part# ETP-AS1133



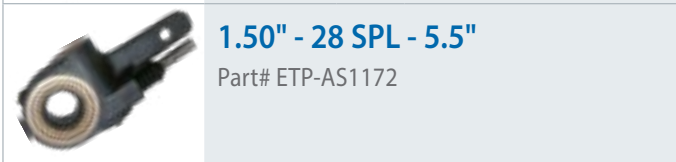
**1.25" - 10 SPL - 5.5"**  
Part# ETP-AS1136



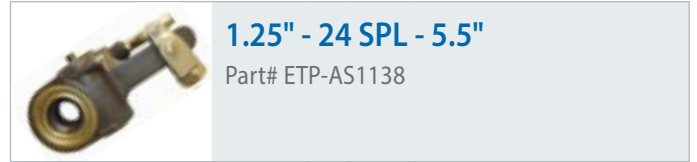
**1.50" - 28 SPL - 5.5"**  
Part# ETP-AS1140



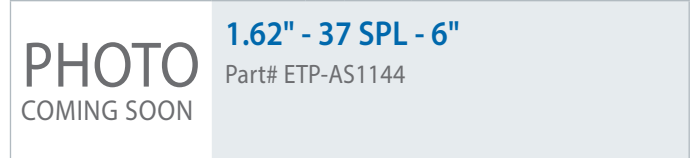
**1.50" - 28 SPL - 6"**  
Part# ETP-AS1141



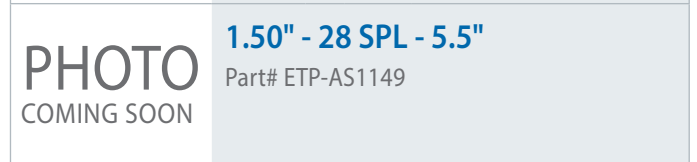
**1.50" - 28 SPL - 5.5"**  
Part# ETP-AS1172



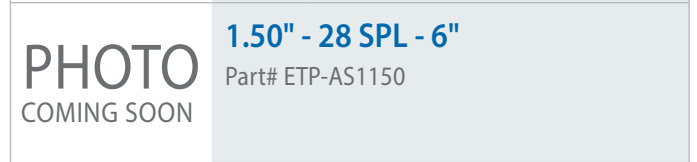
**1.25" - 24 SPL - 5.5"**  
Part# ETP-AS1138



**PHOTO**  
COMING SOON  
**1.62" - 37 SPL - 6"**  
Part# ETP-AS1144

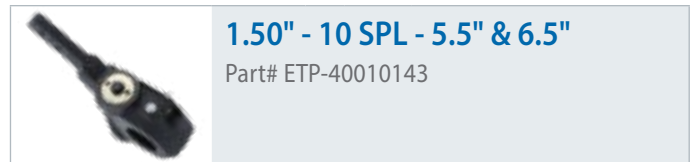


**PHOTO**  
COMING SOON  
**1.50" - 28 SPL - 5.5"**  
Part# ETP-AS1149

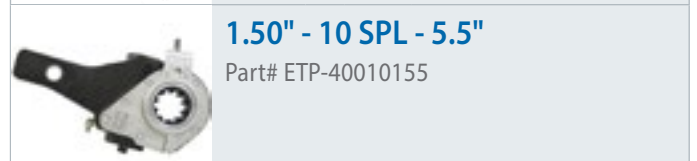


**PHOTO**  
COMING SOON  
**1.50" - 28 SPL - 6"**  
Part# ETP-AS1150

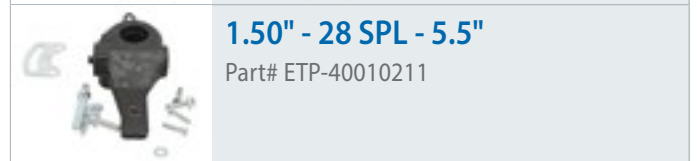
### Haldex Style Automatic



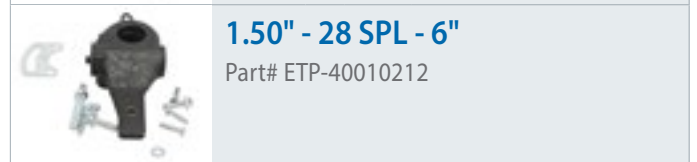
**1.50" - 10 SPL - 5.5" & 6.5"**  
Part# ETP-40010143



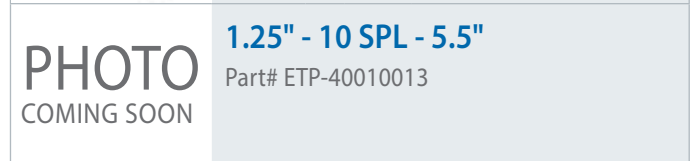
**1.50" - 10 SPL - 5.5"**  
Part# ETP-40010155



**1.50" - 28 SPL - 5.5"**  
Part# ETP-40010211




**1.50" - 28 SPL - 6"**  
Part# ETP-40010212



**PHOTO**  
COMING SOON  
**1.25" - 10 SPL - 5.5"**  
Part# ETP-40010013



Quality Truck Parts – 12 Month No Hassle Warranty!

|   |   |
|---|---|
|  | <b>1.50" - 10 SPL - 5.5"</b><br>Part# ETP-40010121                    |
| <b>PHOTO</b><br>COMING SOON   | <b>1.50" - 28 SPL - 5" &amp; 6"</b><br>Part# ETP-40010140             |
| <b>PHOTO</b><br>COMING SOON   | <b>1.50" - 28 SPL - 5.5" &amp; 6.5"</b><br>Part# ETP-40010141         |
| <b>PHOTO</b><br>COMING SOON   | <b>1.50" - 10 SPL - 5.5" &amp; 6"</b><br>Part# ETP-40010142           |
| <b>PHOTO</b><br>COMING SOON   | <b>1.5"-28SPL / 6" STR</b><br>Part# ETP-40010144                      |
| <b>PHOTO</b><br>COMING SOON   | <b>1.50" - 28 SPL - 6"</b><br>Part# ETP-40010305                      |
| <b>PHOTO</b><br>COMING SOON   | <b>1.50" - 10 SPL - 6"</b><br>Part# ETP-40010306                      |
| <b>PHOTO</b><br>COMING SOON   | <b>Haldex Type Slack Strap<br/>Bracket Kit</b><br>Part# ETP-42710553  |
| <b>PHOTO</b><br>COMING SOON   | <b>Haldex Style Arm Rectangular<br/>Bushing</b><br>Part# ETP-45210125 |

## Haldex Style Self-Setting Automatic

|                             |  |
|-----------------------------|--|
| <b>PHOTO</b><br>COMING SOON | <b>1.50" - 28 SPL - 5.5"</b><br>Part# ETP-40020211 |
| <b>PHOTO</b><br>COMING SOON | <b>1.50" - 28 SPL - 6"</b><br>Part# ETP-40020212   |

## Meritor Style Automatic


|  |  |
|--|--|
|    | <b>1.50" - 28 SPL - 5.5"</b><br>Part# ETP-801073 |
|  | <b>1.50" - 28 SPL - 6"</b><br>Part# ETP-801074   |
| <b>PHOTO</b><br>COMING SOON  | <b>1.50" - 10 SPL - 5.5"</b><br>Part# ETP-801041 |
| <b>PHOTO</b><br>COMING SOON  | <b>1.50" - 28 SPL - 5.5"</b><br>Part# ETP-801079 |
| <b>PHOTO</b><br>COMING SOON  | <b>1.50" - 28 SPL - 5.5"</b><br>Part# ETP-802446 |
| <b>PHOTO</b><br>COMING SOON  | <b>1.50" - 28 SPL - 5.5"</b><br>Part# ETP-802447 |







Quality Truck Parts – 12 Month No Hassle Warranty!

## ≈ Cab & Body

### ALUMINUM STEPS







|   |  |
|---|--|
| <p><b>PHOTO</b><br/>COMING SOON</p>   | <p><b>Step, 53"L X 5"W, Kenworth</b><br/>Part# ETP-K229-1169-5</p>                             |
|  | <p><b>Step, Aluminum 34" X 9.5", Kenworth Models (1996-2012)</b><br/>Part# ETP-K229-1209-8</p> |

### BATTERY BOX ACCESSORIES


|   |  |
|---|--|
|  | <p><b>Battery Hold Down Bolt, 7.5", Freightliner</b><br/>Part# ETP-06-17103-006</p>  |
|  | <p><b>Battery Hold Down Hook, 12"L, Peterbilt / Kenworth</b><br/>Part# ETP-N03-6001</p>  |
|  | <p><b>Battery Hold Down Hook, Peterbilt</b><br/>Part# ETP-15-05717</p>   |
|  | <p><b>Battery/Toolbox Cover, 34", Alum. Diamond Plate Cover W/ Upper Step, Lock &amp; Key, Kenworth T800</b><br/>Part# ETP-K097-2704</p> |

## BUMPERS

### Freightliner






|  |  |
|--|--|
|    | <p><b>Bumper Center Trim, Chrome, CASCADIA 113 &amp; 125 (2008-2017)</b> - Part# ETP-21-27299-000</p>                  |
|    | <p><b>Bumper Center Trim, Unpainted, CASCADIA 113 &amp; 125 (2008-2017)</b> - Part# ETP-21-28446-002</p>               |
|    | <p><b>Bumper 3-piece Grey, W/O Fog Lamp Holes, CASCADIA 113 &amp; 125 (2008 -2017)</b><br/>Part# ETP-A21-28546-052</p> |
|  | <p><b>Bumper 6-piece Grey, W/ Fog Lamp Holes, CASCADIA 113 &amp; 125 (2008 -2017)</b><br/>Part# ETP-A21-28546-054</p>  |
|  | <p><b>Bumper Kit W/O Fog Lamps, CASCADIA (2018 &amp; UP)</b><br/>Part# ETP-A21-28979-036</p>                           |
|  | <p><b>Bumper Chrome W/Fog Lamp Holes (Replaces OEM 3 Piece Bumper), M2</b><br/>Part# ETP-22637C8T</p>                  |

### Hino

|  |  |
|--|--|
|  | <p><b>Bumper Chrome W/Tow &amp; Fog Lamp Holes, HINO 238, 258, 268 &amp; 338 (2005 &amp; UP) Series</b><br/>Part# ETP-52101E0A91</p> |
|--|--|








Quality Truck Parts – 12 Month No Hassle Warranty!

## International

|   |   |
|---|---|
|    | <b>Bumper Painted Silver W/Tow Hook Holes, International 4200-4300 &amp; 8600 (2004 &amp; UP) series</b><br>Part# ETP-3610930C2 |
|    | <b>Bumper Chrome W/Tow Hook Holes, International 4200, 4300 &amp; 8600 series</b><br>Part# ETP-3610935C3                        |
|    | <b>Bumper Chrome, International 9100, 9200 &amp; 9400 series</b><br>Part# ETP-3502239C3   |
|  | <b>Bumper Chrome, International 9100, 9200 &amp; 9400 Series Premium Conventionals (1996 &amp; UP)</b> - Part# ETP-AM0420SSC    |
|  | <b>Bumper Chrome, International Prostar Linehaul Conventional (2006 &amp; UP)</b> - Part# ETP-AM0451SSC                         |

## Kenworth

|   |  |
|---|--|
|  | <b>Bumper Bracket, Kenworth T660</b><br>Part# ETP-N11-1187   |
|  | <b>Fog Lamp Bezel, LH, W/O Fog Lamp Holes, Kenworth T660 (2007 &amp; UP)</b> - Part# ETP-N18-1002-100  |
|  | <b>Fog Lamp Bezel, RH, W/O Fog Lamp Holes, Kenworth T660 (2007 &amp; UP)</b> - Part# ETP-N18-1002-100R |




|   |  |
|---|--|
|    | <b>Fog Lamp Bezel, LH, W/Lamp Hole, Kenworth T660 models (2007 &amp; UP)</b> - Part# ETP-N18-1002-200          |
|    | <b>Fog Lamp Bezel, RH, W/Lamp Hole, Kenworth T660 models (2007 &amp; UP)</b> - Part# ETP-N18-1002-200R         |
|   | <b>Bumper Piece, LH, W/Fog Lamp Hole, Kenworth T660 models (2007 &amp; UP)</b> - Part# ETP-N71-1162-611        |
|   | <b>Bumper Piece, RH, W/Fog Lamp Hole, Kenworth T660 models (2007 &amp; UP)</b> - Part# ETP-N71-1162-611R       |
|   | <b>Bumper W/O Fog Lamp Holes, Kenworth T600</b><br>Part# ETP-RKB001  |
|   | <b>Bumper Chrome, 1-piece, W/Tow Hook Holes, Kenworth T680</b><br>Part# ETP-N71-6120-2000C                     |
|  | <b>Bumper Chrome, 13" Set Back Axle, W/O Fog Lamp Holes, W/Tow Holes, Kenworth T660</b><br>Part# ETP-FR0011-15 |

## Peterbilt






|                              |   |
|------------------------------|---|
| <b>PHOTO<br/>COMING SOON</b> | <b>Bumper Chrome, 18" Texas Square, W/Bolt &amp; Tow Holes, No Tire Guards, Peterbilt 379</b><br>Part# ETP-HC0010-06R15 |
|------------------------------|---|










Quality Truck Parts – 12 Month No Hassle Warranty!

## Volvo

|   |   |
|---|---|
|  | <b>Bumper Center Trim, Works With or Without Fog Lamps, Volvo VNL &amp; VN2 series</b><br>Part# ETP-82728568                  |
|  | <b>Bumper Aluminum Clad, W/O Fog Lamp Holes, Volvo VNL (2004 &amp; UP)</b><br>Part# ETP-MM0960NLSSC                           |
|  | <b>Bumper W/Fog Lamp Holes, Aluminum Clad, Volvo VNL (2003 &amp; UP), Volvo VNL2 (2004 &amp; UP) -</b><br>Part# ETP-MM0960SSC |








## CAB COMPONENTS

|   |   |
|---|---|
|  | <b>Cab Pivot Bushing (3/4"ID x 1"OD) - Peterbilt 357, 367, 377 &amp; 379 -</b> Part# ETP-13-04726 |
|  | <b>Cab/Sleeper Mount, 3"OD, Peterbilt</b><br>Part# ETP-20-08257                                   |
|  | <b>Cabin Blow Gun Kit</b><br>Part# ETP-2205   |
|  | <b>Cabin Mount Sleeve Bushing, Peterbilt</b><br>Part# ETP-20-08867                                |
|  | <b>Door Striker Pin, Cab/Sleeper Door, M12-1.75, Kenworth</b><br>Part# ETP-K250-68-1              |

|  |  |
|--|--|
|    | <b>Door Striker Pin, Peterbilt 330, 335, 378 &amp; 379</b><br>Part# ETP-20-12972             |
|    | <b>Door Trim Seal, 162.5"L, Peterbilt 379</b><br>Part# ETP-R60-6001-650                      |
|    | <b>Fender Extension, RH, International 9000</b><br>Part# ETP-3518982C5                       |
|    | <b>Shift Boot, 7.25 Diameter, Square, Peterbilt 377, 378 &amp; 379</b><br>Part# ETP-S09-6000 |
|  | <b>Shift Boot, 7.25" Diameter, Round, Kenworth</b><br>Part# ETP-K042-70-2                    |
|  | <b>Shift Boot, Lower, Kenworth - Multiple Applications</b><br>Part# ETP-K042-80              |
|  | <b>Shift Boot, Round, Freightliner</b><br>Part# ETP-68D885                                   |
|  | <b>Shift Boot, Square Top, Kenworth</b><br>Part# ETP-K042-79                                 |
|  | <b>Steering Shaft, Adjustable, Freightliner</b><br>Part# ETP-14-18370-002                    |

Quality Truck Parts – 12 Month No Hassle Warranty!

## CHROME ACCESSORIES




|   |   |
|---|---|
|    | <b>Chrome ABS Nut Cover Kit &amp; Tool, 60 piece, 33MM</b><br>Part# ETP-111P-60   |
|    | <b>Chrome ABS Nut Cover Kit, 10 piece, 33MM</b><br>Part# ETP-111PFL-10  |
|    | <b>Chrome ABS Wheel Cover Kit, Includes 4) Rear, 2) Front &amp; 60 x 30MM Nut Covers &amp; Install Tool</b><br>Part# ETP-MW972/971K1T |
|   | <b>Front Chrome ABS Hub Cover Set, 33MM</b><br>Part# ETP-MW971  |
|  | <b>Front Chrome Wheel Hub Cover, 5 Notch, (8-23/32" HUB, 7/16" LIP, 2.25"H) - Part# ETP-MW1285BK</b>                                  |
|                                 | <b>Front Chrome Wheel Hub Cover, 5 Notch, Stainless Steel, 8-23/32" HUB, 7/16" LIP, 2.25"H</b><br>Part# ETP-MW1273BK                  |
|    | <b>Rear Chrome ABS Hub Cover Set, 33MM</b><br>Part# ETP-MW972   |

## ELECTRICAL COMPONENTS





|   |  |
|---|--|
|  | <b>Jumper Wire Harness, 18GA x 2-wire, Weatherpack, Peterbilt / Kenworth - Part# ETP-P92-1571-0600</b> |
|---|--|

## FENDERS & BRACKETS

### Fender Brackets

|   |  |
|---|--|
|   | <b>Front Fender Support Bracket - Peterbilt - Right hand</b><br>Right Side - Part# ETP-L85-6036R |
|   | <b>Front Fender Support Bracket - Peterbilt - Left hand</b><br>Left Side - Part# ETP-L85-6036    |
|  | <b>HD Lift Axle Fender Bracket Kit - Hendrickson EXS13</b><br>Part# ETP-EXS13BK                  |
| <b>PHOTO COMING SOON</b>  | <b>Aluminum Arm for ETP-EXS13BK</b><br>Part# ETP-EXS625  |




### Quarter Fenders

|   |   |
|---|---|
|  | <b>24" Braceless Stainless Steel Set, Includes R &amp; L Fenders, Brackets, Flap &amp; Hardware - Part# ETP-QT00071</b> |
|                | <b>24" Braceless Poly Set, Includes R &amp; L Fenders, Brackets, Flap &amp; Hardware - Part# ETP-QT00213</b>            |
|   | <b>Quarter Fender, L/H, Gray, Freightliner Cascadia (2018 and UP) - Part# ETP-A22-75774-000</b>                         |
|   | <b>Quarter Fender, R/H, Gray, Freightliner Cascadia (2018 and Up) - Part# ETP-A22-75774-001</b>                         |







Quality Truck Parts – 12 Month No Hassle Warranty!




## Peterbilt 379 Fenders & Liners

|   |   |
|---|---|
|  | <b>Fender Liner - Poly/Plastic, Semi-Flexible</b><br>Part# ETP-15-06080 |
|  | <b>Aluminum Fender, L/H - Peterbilt 379</b><br>Part# ETP-FN4905L        |
|  | <b>Aluminum Fender, R/H - Peterbilt 379</b><br>Part# ETP-FN4905L        |






## FUEL TANK STRAPS & ASSY.

### Fuel Caps & Components





|   |   |
|---|---|
| <b>PHOTO</b><br>COMING SOON   | <b>Fuel Cap Gasket, 3"</b><br>Part# ETP-12105G                      |
|  | <b>Fuel Cap Gasket, 4"</b><br>Part# ETP-490-89                      |
|  | <b>Fuel Cap, 3", Locking, Kenworth</b><br>Part# ETP-249-4B          |
|  | <b>Fuel Cap, 3", Locking, Vented, Kenworth</b><br>Part# ETP-8125-02 |
|  | <b>Fuel Cap, 3", Locking, Volvo</b><br>Part# ETP-20770691           |

|  |  |
|--|--|
|  | <b>Fuel Cap, 3", Non-Locking, Vented, Freightliner</b><br>Part# ETP-03-37017-000           |
| <b>PHOTO</b><br>COMING SOON  | <b>Fuel Cap, 3", Non-Locking, Vented, Kenworth</b><br>Part# ETP-K22-1004                   |
|  | <b>Fuel Cap, 4", Locking, Vented, Lever Style, Peterbilt</b><br>Part# ETP-11-04859-200     |
|  | <b>Fuel Cap, 4", Non-Locking, Vented, Lever Style, Peterbilt</b><br>Part# ETP-11-04859-100 |

### Fuel Tank Straps & Webbing

|  |   |
|--|---|
|  | <b>Mounting Bracket &amp; Straps, Works With Saddlemount Tanks Less Than 75 gallons</b><br>Part# ETP-AMK624 |
|  | <b>Strap, 26" W/T-Bolt Mounting, W/O Webbing, Peterbilt</b><br>Part# ETP-11-03596                           |
|  | <b>Strap, 26" W/T-Bolt Mounting, W Webbing, Peterbilt</b><br>Part# ETP-11-04551-001                         |
|  | <b>Strap, Black, International 9200,9400 &amp; 9900 Premium Conventionals</b> - Part# ETP-3566133C1         |
|  | <b>Strap Insulator, (36.5"L / 2"W), Kenworth</b><br>Part# ETP-K161-793-22                                   |

Quality Truck Parts – 12 Month No Hassle Warranty!

|  |  |
|--|--|
|   | <b>Strap Insulator, (37"L / 3"W) - Kenworth</b><br>Part# ETP-K161-934-11                       |
|   | <b>Strap, Polished, 26" W/T-Bolt Mounting, W/Webbing, Peterbilt</b><br>Part# ETP-11-04551-001P |
|   | <b>Webbing, 7FT (1/8" X 3-3/4") - Peterbilt</b><br>Part# ETP-11-02331-000-7                    |
|  | <b>Webbing, Bulk 100FT Roll W/O Glue, (1/8" X 3-3/4")</b><br>Part# ETP-11-02331-000            |

## HOODS

### Freightliner

|   |  |
|---|--|
|  | <b>55.5" Columbia CL120 &amp; FLC (2001 &amp; Up) - 120" BBC</b><br>Part# ETP-A17-16515-002                |
|                                       | <b>60.5" (1989 &amp; UP) - Set Back Axle, Works With Both Style Tilt Straps</b><br>Part# ETP-A17-12442-002 |

### International

|  |  |
|--|--|
|      | <b>56" Prostar Series (2008 &amp; UP), 125" BBC</b><br>Part# ETP-3858844C92        |
|  | <b>60" 9400I Series HD (1999 &amp; UP) - Set Back Axle</b><br>Part# ETP-3551825C95 |

### Kenworth

|  |  |
|--|--|
|             | <b>53" T800 (1996-2007) - Curved Windshield, 112" BBC</b><br>Part# ETP-L2910081033                       |
|  | <b>59" T600/T600B (1997 &amp; UP) - 1-piece, Curved Windshield, Split Grille</b> - Part# ETP-T600BAERO59 |
|           | <b>60" T600 (1995-2006) W/Aerocab Split Fender &amp; Curved Windshield</b><br>Part# ETP-K146-1219        |

PHOTO  
COMING SOON

|  |  |
|--|--|
|  | <b>60" T660 (2008 &amp; UP) - Set Back Axle, Split Grille</b><br>Part# ETP-L29-1248  |
|  | <b>60" T800 (1995-2006) - Curved Windshield W/ External Air), Split Fender</b> - Part# ETP-VH233                             |
|                             | <b>60" T800 (1995-2006) - Curved Windshield, Does Not Work with Split Fender or Short Hood</b><br>Part# ETP-K146-1312-110000 |


Quality Truck Parts – 12 Month No Hassle Warranty!

|  |   |
|--|---|
|   | <b>61.5" T800 (2008 &amp; UP) Metton Replacement - Air Intake R/H Side/Air Cleaner Under Hood</b><br>Part# ETP-L29-11771210000SPL |
|   | <b>61.5" T800 AEROCAB (2008 &amp; UP) - Split Fender, Required Fender Extensions</b><br>Part# ETP-L29-1177-251000                 |
|   | <b>66" W900 &amp; W900L (1994 - 2001), Curved Windshield, 127" BBC</b><br>Part# ETP-K146-1295                                     |
|  | <b>66" W900 &amp; W900L AEROCAB (2002 &amp; UP) - Curved Windsheild, 127" BBC</b><br>Part# ETP-L29-010002                         |
| <b>PHOTO</b><br>COMING SOON  | <b>59" T600/T600B - Curved Windsheild, Split Grille</b><br>Part# ETP-K146-1242  |

## Mack

|   |  |
|---|--|
|  | <b>52" CHN613, CHU613 (2004 &amp; UP) &amp; CH613 (1988-2004) - Set Forward Axle</b><br>Part# ETP-25134067 |
|  | <b>52" CX,CXN,CXP,CXU &amp; SBA Vision (1999+), 116" BBC</b><br>Part# ETP-25131386                         |
|  | <b>57" RD MODELS (1990 &amp; UP) - Works with All Fender Lengths</b><br>Part# ETP-1QM-5796-1B              |




## Sterling

|  |  |
|--|--|
|  | <b>45" (1998 &amp; UP) - Set Forward Axle, 111" BBC</b><br>Part# ETP-A17-13231-000 |
|--|--|











## Volvo









|  |   |
|--|---|
|  | <b>56" VNL 3RD GEN (2003 &amp; UP) - Set Back Axle, Works with Long Hood Only</b><br>Part# ETP-82718448 |
|--|---|

## HOOD COMP. & ACCESSORIES

|  |  |
|--|--|
| <b>PHOTO</b><br>COMING SOON  | <b>Hood Bracket, LH, Volvo VNL</b><br>Part# ETP-20499003             |
| <b>PHOTO</b><br>COMING SOON  | <b>Hood Bracket, RH, Volvo VNL</b><br>Part# ETP-20499004             |
|  | <b>Hood Bumper, Peterbilt 379</b><br>Part# ETP-13-04711              |
|  | <b>Hood Corner Bracket, LH, Peterbilt 389</b><br>Part# ETP-L85-6041  |
|  | <b>Hood Corner Bracket, RH, Peterbilt 389</b><br>Part# ETP-L85-6041R |








Quality Truck Parts – 12 Month No Hassle Warranty!

|   |   |
|---|---|
|    | <b>Hood Gusset, LH, Peterbilt 379 Series</b><br>Part# ETP-13-04190L                                   |
|    | <b>Hood Gusset, RH, Peterbilt 379 Series</b><br>Part# ETP-13-04190R                                   |
|    | <b>Hood Pin Plate, LH, Kenworth T600, T660, T800, 2000 &amp; W900</b><br>Part# ETP-K350-1887          |
|   | <b>Hood Pivot Assembly, LH, Peterbilt 379</b><br>Part# ETP-13-04730L                                  |
|    | <b>Hood Pivot Assembly, RH, Peterbilt 379</b><br>Part# ETP-13-04730R                                  |
|    | <b>Hood Pivot Bolt Kit W/Bushing - Peterbilt 379</b><br>Part# ETP-134709K                             |
|    | <b>Hood Pivot Bolt Kit, Peterbilt 379</b><br>Part# ETP-23-15273                                       |
|    | <b>Hood Pivot Bolt Sleeve Bushing, Peterbilt 357, 367, 377, 378 &amp; 379</b><br>- Part# ETP-13-04727 |
|  | <b>Hood Pivot Bolt, 5/8"-11 Socket Head W/Cotter Pin Hole</b><br>Part# ETP-L34-6021                   |
|                         | <b>Hood Pivot Bushing (7/16" Thick x 1/2" ID)</b><br>Part# ETP-13-04154                               |

|  |   |
|--|---|
|    | <b>Hood Pivot Bushing, Polyurethane, Peterbilt 335, 379 &amp; 387</b> - Part# ETP-L48-6007              |
|  | <b>Hood Pivot Bushing, Square Rubber, 1/2" ID, Peterbilt 379 / Kenworth W900</b> - Part# ETP-13-04164   |
|    | <b>Hood Pivot Mound, L/H, Peterbilt 379</b><br>Part# ETP-L48-6026                                       |
|    | <b>Hood Pivot Mound, R/H, Peterbilt 379</b><br>Part# ETP-L48-6026R                                      |
|    | <b>Hood Pivot Spacer Bushing, Peterbilt 386</b><br>Part# ETP-L13-6005                                   |
| PHOTO<br>COMING SOON   | <b>Hood Pivot, LH, Lower, Peterbilt 377, 378 &amp; 379</b><br>Part# ETP-13-04708L                       |
| PHOTO<br>COMING SOON   | <b>Hood Pivot, RH, Lower, Peterbilt 377, 378 &amp; 379</b><br>Part# ETP-13-04708R                       |
|    | <b>Hood Restraint Cable - Freightliner</b><br>Part# ETP-A17-12082-000                                   |
|    | <b>Hood Restraint Cable - Freightliner Columbia 112 &amp; 120 (2001-2017)</b> - Part# ETP-A17-12994-002 |
|                     | <b>Hood Restraint Cable, 28.5"L, Peterbilt 379</b><br>Part# ETP-L92-6000-0718                           |




Quality Truck Parts – 12 Month No Hassle Warranty!

|  |  |
|--|--|
|   | <b>Hood Roller Lower Bushing, Peterbilt / Kenworth</b><br>Part# ETP-13-03593                           |
|   | <b>Hood Roller, Peterbilt / Kenworth</b><br>Part# ETP-13-04391   |
|                | <b>Hood Shock, Extended Length 34", Freightliner Cascadia 113 &amp; 125</b> - Part# ETP-A17-19230-000  |
|                 | <b>Hood Shock, Extended Length 34", Freightliner Cascadia P3 (2008-2017)</b> - Part# ETP-A17-20970-000 |
|  | <b>Hood Spring (Blue), 119" Hood, Peterbilt 357, 377 &amp; 379 (1987-2008)</b> - Part# ETP-13-04638    |
|   | <b>Hood Spring Stud Retaining Snap Ring, Peterbilt / Kenworth</b><br>Part# ETP-P037ST-PAS              |
|   | <b>Hood Spring Stud, Mounts to Radiator, Peterbilt 378 &amp; 379</b><br>Part# ETP-13-03761             |

## LATCHES

### Accessory Latches










|   |   |
|---|---|
|  | <b>Toolbox Hood Latch - Peterbilt</b><br>Part# ETP-C2-33-21-3 |
|---|---|

### Door Latches

|  |  |
|--|--|
|    | <b>Door Latch - L/H - Freightliner Columbia &amp; FLD Class</b><br>Part# ETP-A18-27783-000                                 |
|    | <b>Door Latch - R/H - Freightliner Columbia &amp; FLD Class</b><br>Part# ETP-A18-27783-001                                 |
|    | <b>Door Latch L/H - Peterbilt</b><br>Part# ETP-20-08229L   |
|   | <b>Door Latch R/H - Peterbilt</b><br>Part# ETP-20-08229R   |
|  | <b>Exterior Door Latch - L/H - Peterbilt (1983-2005) &amp; Volvo VN1 &amp; VN2</b> - Part# ETP-20-08179L                   |
|  | <b>Exterior Door Latch - R/H - Peterbilt (1983-2005) &amp; Volvo VN1 &amp; VN2</b> - Part# ETP-20-08179R                   |
| PHOTO<br>COMING SOON   | <b>Exterior Door Latch L/H - Freightliner Columbia &amp; FLD (1991-2009), M2 &amp; Cascadia</b><br>Part# ETP-A18-68366-000 |
| PHOTO<br>COMING SOON   | <b>Exterior Door Latch R/H - Freightliner Columbia &amp; FLD (1991-2009), M2 &amp; Cascadia</b><br>Part# ETP-A18-68366-001 |

Quality Truck Parts – 12 Month No Hassle Warranty!

## Hood Latches

|   |   |
|---|---|
|    | <b>Hood Latch - Fits L/H Or R/H - Kenworth (1985-2005)</b><br>Part# ETP-K147-107                          |
|    | <b>Hood Latch - Fits L/H Or R/H - Kenworth T680 Aero</b><br>Part# ETP-L56-1042                            |
|    | <b>Hood Latch - Fits L/H Or R/H - Mack - Kenworth - Peterbilt - Blue Bird</b> - Part# ETP-37-41-295-60    |
|   | <b>Hood Latch - Fits L/H Or R/H - Peterbilt (1987-2011)/Kenworth (1986-2018)</b> - Part# ETP-L56-0001     |
|  | <b>Hood Latch Bracket - Peterbilt &amp; Kenworth (1987-2011)</b><br>Part# ETP-L03-0001                    |
|  | <b>Hood Latch Bracket - Peterbilt 567 &amp; 579</b><br>Part# ETP-L03-6005                                 |
|  | <b>Hood Latch Bracket - Peterbilt/Kenworth (1987-2011)</b><br>Part# ETP-13-04470                          |
|  | <b>Hood Latch Hold Down Strap Kit - Peterbilt &amp; Kenworth</b><br>Part# ETP-23-13857-2                  |
|  | <b>Hood Latch Kit - Fits L/H Or R/H - International 4000, 8000, 9370 &amp; 9670</b> - Part# ETP-491668C92 |

## GRILLES

### Freightliner

|  |  |
|--|--|
|    | <b>Grille W/O Bug Screen, Brushed Aluminum, Freightliner FLD120, 132 &amp; 112</b> - Part# ETP-FLD-120                         |
|    | <b>Grille W/O Bug Screen, Brushed Aluminum, Freightliner FLD Classic</b> - Part# ETP-A17-12934-000                             |
|   | <b>Grille Chrome W/Bug Screen, Freightliner Cascadia 113 &amp; 125 (2008-2017) W/O Aero Package</b><br>Part# ETP-A17-15624-003 |
|  | <b>Grille W/Bug Screen, Satin Black, - Freightliner Cascadia (2018 &amp; UP)</b> - Part# ETP-A17-20832-014                     |
|  | <b>Grille W/Bug Screen, Chrome Finish, - Freightliner Cascadia (2018 &amp; UP)</b> - Part# ETP-A17-20832-013                   |

### International

|  |   |
|--|---|
|  | <b>Grille Bezel Surround, Polished Aluminum, International 9200/9400 &amp; 5500I, 5600I &amp; 5900I</b> - Part# ETP-3501482C1 |
|  | <b>Grille W/Bug Screen, Brushed Aluminum, International 9100, 9100I, 9200, 9200I, 9400 &amp; 9400I</b><br>Part# ETP-3566927C1 |


Quality Truck Parts – 12 Month No Hassle Warranty!

|   |   |
|---|---|
|  | <b>Grille W/Bug Screen, Chrome Finish, Intl Prostar Linehaul Conv Series (2008 &amp; UP), Straight Bar</b> - Part# ETP-3612816C97 |
|  | <b>Grille W/Bug Screen, Chrome Finish, International LT Series</b><br>Part# ETP-4039860C93  |


## Kenworth

|   |   |
|---|---|
|    | <b>Grille Shell, Kenworth T600 &amp; T600</b><br>Part# ETP-L29-1053-100 |
| <b>PHOTO</b><br>COMING SOON   | <b>Grille, Kenworth T680 Gen1</b><br>Part# ETP-L29-6153-100             |
|  | <b>Grille Center, 42"L x 29"H, Kenworth T800</b><br>Part# ETP-K137-269  |
|  | <b>Grille, W/O Bug Screen, Chrome, Kenworth T800</b><br>Part# ETP-T800K |

## Peterbilt


|   |   |
|---|---|
|  | <b>Grille Crown Surround Kit, 4-piece, 304SS, Peterbilt 379</b><br>Part# ETP-13-03956A101 |
|---|---|

## Volvo

|   |  |
|---|--|
|  | <b>Grille W/Bug Screen, Volvo VNM &amp; VNL (2004-18')</b><br>Part# ETP-82733842 |
|---|--|

## LIGHTING & HEADLAMPS





### Freightliner









|  |  |
|--|--|
|    | <b>Headlamp Bezel - L/H Or R/H - Dual Rectangular - Fld120</b><br>Part# ETP-3-2048-3                       |
|    | <b>Cab Marker Led Amber Lamp - Cascadia Class</b><br>Part# ETP-22-51942-000                                |
|    | <b>Turn Signal Side Led Lamp - Fits L/H Or R/H - Cascadia (2008-2017)</b> - Part# ETP-A06-82313-001        |
|  | <b>Headlamp Assembly - L/H - Cascadia 125 (2008-2013) &amp; 113 (2009-2017)</b><br>Part# ETP-A06-51907-006 |
|  | <b>Headlamp Assembly - R/H - Cascadia 125 (2008-2013) &amp; 113 (2009-2017)</b> - Part# ETP-A06-51907-007  |
|  | <b>Headlamp Assembly - L/H - Cascadia 126 (2018-Present)</b><br>Part# ETP-A66-01512-002                    |
|  | <b>Headlamp Assembly - R/H - Cascadia 126 (2018-Present)</b><br>Part# ETP-A66-01512-003                    |
|  | <b>Headlamp Assembly Led - L/H - Cascadia (2008-2017)</b><br>Part# ETP-TL27601CB                           |
|  | <b>Headlamp Assembly Led - R/H - Cascadia (2008-2017)</b><br>Part# ETP-TL27600CB                           |

Quality Truck Parts – 12 Month No Hassle Warranty!

|  |   |
|--|---|
|   | <b>Headlamp Assembly - L/H - M2 (2002-2018)</b><br>Part# ETP-A06-75732-004  |
|   | <b>Headlamp Assembly - R/H - M2 (2002-2018)</b><br>Part# ETP-A06-75732-005  |
|   | <b>Headlamp Assembly - L/H - Columbia (2004-2018), Columbia 112 &amp; 120 (2004-2018) &amp; M2 112 (2013)</b> - Part# ETP-A06-75737-004 |
|  | <b>Headlamp Assembly - R/H - Columbia (2004-2018), Columbia 112 &amp; 120 (2004-2018) &amp; M2 112 (2013)</b> - Part# ETP-A06-75737-005 |

## International



|   |   |
|---|---|
|  | <b>Cab Marker LED Amber Lamp - International</b><br>Part# ETP-3529900C97                                    |
| <b>PHOTO</b><br>COMING SOON   | <b>Headlamp Assembly Bezel W/ LED Turn Signal Light - LH &amp; RH - FLD Series</b> - Part# ETP-A06-20738R/L |
|  | <b>Headlamp Bezel - L/H - Commercial &amp; Bus Applications</b><br>Part# ETP-1661763C1                      |
|  | <b>Headlamp Bezel - R/H - Commercial &amp; Bus Applications</b><br>Part# ETP-1661764C1                      |
|  | <b>Headlamp Bezel - L/H, Chrome - 9000, 9100, 9200 &amp; 9900 CONVENTIONAL</b><br>Part# ETP-2505370C91      |






|  |   |
|--|---|
|    | <b>Headlamp Bezel - R/H, Chrome - 9000, 9100, 9200 &amp; 9900 Conventional</b> - Part# ETP-2505371C91           |
|    | <b>Headlamp Assembly W/Bezel - Navistar</b><br>Part# ETP-465458C91  |
|    | <b>Headlamp Assembly - LH - PROSTAR Conventional (2007-2018), LH Series (2009-2012)</b><br>Part# ETP-3596015C94 |
|   | <b>Headlamp Assembly - RH - PROSTAR Conventional (2007-2018), LH Series (2009-2012)</b><br>Part# ETP-3596016C94 |
|  | <b>Headlamp Assembly - L/H - Multiple International Models (1993-2017)</b><br>Part# ETP-3502928C95              |
|  | <b>Headlamp Assembly - R/H - Multiple International Models (1993-2017)</b><br>Part# ETP-3502929C95              |
|  | <b>Headlamp Assembly - L/H - Multiple International Models (2002-2018)</b><br>Part# ETP-3574387C94              |
|  | <b>Headlamp Assembly - R/H - Multiple International Models (2002-2018)</b><br>Part# ETP-3574388C94              |






Quality Truck Parts – 12 Month No Hassle Warranty!

## Kenworth









|  |  |
|--|--|
|   | <b>Headlamp Bezel - L/H OR R/H - Dual Rectangular - C500, T600 &amp; T800</b> - Part# ETP-3-2048-3 |
| PHOTO<br>COMING SOON   | <b>Fog Lamp Assembly - L/H - Kenworth T680</b><br>Part# ETP-H4070-83235L1                          |
| PHOTO<br>COMING SOON   | <b>Fog Lamp Assembly - R/H - Kenworth T680</b><br>Part# ETP-H4070-83235R1                          |
|  | <b>Side LED Turn Signal Lamp Amber - FITS L/H OR R/H - Kenworth T680</b> - Part# ETP-P54-6146      |
| PHOTO<br>COMING SOON   | <b>Headlamp Assembly - L/H - Kenworth T680</b><br>Part# ETP-P54-6164-10                            |
| PHOTO<br>COMING SOON   | <b>Headlamp Assembly - R/H - Kenworth T680</b><br>Part# ETP-P54-6164-10R                           |
| PHOTO<br>COMING SOON   | <b>Headlamp Assembly - L/H - Kenworth T680</b><br>Part# ETP-P54-6164-100                           |
| PHOTO<br>COMING SOON   | <b>Headlamp Assembly - R/H - Kenworth T680</b><br>Part# ETP-P54-6164-100R                          |
| PHOTO<br>COMING SOON   | <b>Headlamp Assembly - L/H - Kenworth T170, T270, T370 &amp; T660</b> - Part# ETP-P54-1059-100     |
| PHOTO<br>COMING SOON   | <b>Headlamp Assembly - R/H - Kenworth H T170, T270, T370 &amp; T660</b> - Part# ETP-P54-1059-100R  |








|  |   |
|--|---|
|    | <b>Headlamp Assembly SET - L/H &amp; R/H - Black Housing/LED Light Bar - Kenworth T680 (2013 &amp; LATER)</b> - Part# ETP-P54-6103-10000R/L |
|    | <b>Headlamp Assembly SINGLE - L/H OR R/H - Kenworth T300 &amp; T330</b> - Part# ETP-K256-879-4  |
|    | <b>Headlamp Assembly - L/H - Kenworth T600, T800 &amp; W900 (1981-2019) - Dual Rectangular</b><br>Part# ETP-K256-880-4                      |
|   | <b>Headlamp Assembly - R/H - Kenworth T600, T800 &amp; W900 (1981-2019) - Dual Rectangular</b><br>Part# ETP-K256-880-4R                     |
|  | <b>Fog Lamp Assembly - L/H OR R/H W/Bulb (BULB = H3/55) - T660 (2008-2019)</b> - Part# ETP-P54-1062-100                                     |

## Peterbilt

|  |  |
|--|--|
|  | <b>Headlamp Bezel - L/H OR R/H - Dual Rectangular - Peterbilt 379</b><br>Part# ETP-3-2048-3                            |
| PHOTO<br>COMING SOON   | <b>Headlight Adjuster Bolt Kit, Peterbilt 375, 377 &amp; 385)</b><br>Part# ETP-AJR-V1                                  |
|  | <b>Headlamp Bulb Locking Ring, Peterbilt &amp; more</b><br>Part# ETP-H95467007   |
|  | <b>Fog Lamp Assembly - L/H OR R/H W/Bulb (BULB = H3/55) - Pete 579 &amp; 587 (2008-2019)</b><br>Part# ETP-P54-1062-100 |

Quality Truck Parts – 12 Month No Hassle Warranty!

|   |   |
|---|---|
|    | <b>Side LED Turn Signal Lamp - L/H - Peterbilt 567, 579 &amp; 587</b><br>Part# ETP-P54-6147                     |
|    | <b>Side LED Turn Signal Lamp - R/H - Peterbilt 567, 579 &amp; 587</b><br>Part# ETP-P54-6147R                    |
|    | <b>Side LED Turn Signal Lamp Amber - FITS L/H OR R/H - Peterbilt 579</b> - Part# ETP-P54-6146                   |
|    | <b>Side LED Marker Lamp (Set Of Two) - Models (2006-2014)</b><br>Part# ETP-P54-6122-111                         |
| PHOTO<br>COMING SOON  | <b>Turn Signal LED Indicator Lamp - L/H turn side - Peterbilt 367, 388, 389 &amp; 567</b> - Part# ETP-P54-6046  |
| PHOTO<br>COMING SOON  | <b>Turn Signal LED Indicator Lamp - R/H turn side - Peterbilt 367, 388, 389 &amp; 567</b> - Part# ETP-P54-6046R |
|  | <b>Visor Marker Lamp LED Amber - Peterbilt 579</b><br>Part# ETP-P54-1283-300                                    |
|  | <b>Headlamp Housing - L/H - Peterbilt 377/385</b><br>Part#  |
|  | <b>Headlamp Housing - R/H - Peterbilt 377/385</b><br>Part# ETP-16-05685R  |
|  | <b>Headlamp Assembly W/Housing - L/H - Peterbilt 377</b><br>Part# ETP-16-06871L                                 |

|  |   |
|--|---|
|    | <b>Headlamp Assembly W/Housing - R/H - Peterbilt 377</b><br>Part#   |
|    | <b>Headlamp Assembly - L/H - W/O Harness - PETERBILT 330-387 Series</b> - Part# ETP-16-09190L             |
|    | <b>Headlamp Assembly - R/H - W/O Harness - Peterbilt 330-387 Series</b> - Part# ETP-16-09190R             |
|    | <b>Headlamp Assembly LED Projection - L/H - Peterbilt 388 &amp; 389 (2008-2018)</b> - Part# ETP-P54-6087  |
|  | <b>Headlamp Assembly LED Projection - R/H - Peterbilt 388 &amp; 389 (2008-2018)</b> - Part# ETP-P54-6087R |
|  | <b>Headlamp Assembly HID - L/H - Peterbilt 579</b><br>Part# ETP-P54-6102-10000                            |
|  | <b>Headlamp Assembly HID - R/H - Peterbilt 579</b><br>Part# ETP-P54-6102-10000R                           |

## Volvo

|  |  |
|--|--|
|  | <b>Fog Lamp Assembly - L/H OR R/H - 12V, Volvo VN1, CXU &amp; VNM (2004-2018)</b> - Part# ETP-20511275 |
|  | <b>Fog Lamp Assembly - L/H - Volvo VN, VNL, VN1 &amp; VN2</b><br>Part# ETP-20737496                    |

Quality Truck Parts – 12 Month No Hassle Warranty!





|   |   |
|---|---|
|    | <b>Fog Lamp Assembly - R/H - Volvo VN, VNL, VN1 &amp; VN2</b><br>Part# ETP-20737497                                     |
|    | <b>Sunvisor Marker Lamp, Amber, 12V - Volvo VN</b><br>Part# ETP-20414610  |
|    | <b>Sunvisor Marker Lamp, Auxiliary (CLEAR), 12V - Volvo VN, VNM, VNL (2008-2017)</b> - Part# ETP-21882502               |
|   | <b>Sunvisor Marker LED Amber Lamp W/Harness - Volvo VN, VNM &amp; VNL (1996-2018)</b><br>Part# ETP-85107907             |
|  | <b>Headlamp Assembly - L/H - Mack CL713, CH600, CL600, CL700 &amp; CL Select Years</b> - Part# ETP-25154252             |
|  | <b>Headlamp Assembly - R/H - Mack CL713, CH600, CL600, CL700 &amp; CL Select Years</b><br>Part# ETP-25163253            |
|  | <b>Headlamp Assembly - L/H - Volvo Vision, VNM, VN, VNL &amp; VN1</b><br>Part# ETP-8082040                              |
|  | <b>Headlamp Assembly - R/H - Volvo Vision, VNM, VN, VNL &amp; VN1</b><br>Part# ETP-8082041                              |
|  | <b>Headlamp Assembly - L/H - Volvo VN1 (1997-2002), VN2 (2003 &amp; UP) &amp; VNL (2005-2014)</b><br>Part# ETP-82329124 |

|  |   |
|--|---|
|  | <b>Headlamp Assembly - R/H - Volvo VN1 (1997-2002), VN2 (2003 &amp; UP) &amp; VNL (2005-2014)</b><br>Part# ETP-82329127 |
|  | <b>Headlamp Assembly LED - L/H - Volvo VNL (2004-2017)</b><br>Part# ETP-22141241  |
|  | <b>Headlamp Assembly LED - R/H - Volvo VNL (2004-2017)</b><br>Part# ETP-22141268  |






## LIGHTING ACCESSORIES

|  |  |
|--|--|
|  | <b>Tail Lamp Bracket, Steel, Peterbilt 388/389</b><br>Part# ETP-16-06295 |
|--|--|

## MIRRORS

|  |  |
|--|--|
|  | <b>7" X 16" West Coast Mirror -Heated - Polished Stainless Steel Finish</b> - Part# ETP-97809  |
|     | <b>8.5" Convex Round Mirror W/L Bracket - Center Mount - Stainless Steel</b> - Part# ETP-97803 |
|    | <b>Door Mirror Cover - L/H Drivers Side - Kenworth T-Series</b><br>Part# ETP-R59-1019-21       |
|    | <b>Door Mirror Cover - R/H Drivers Side - Kenworth T-Series</b><br>Part# ETP-R59-1010-21       |

Quality Truck Parts – 12 Month No Hassle Warranty!

|   |   |
|---|---|
|    | <b>Door Mirror Glass - LH or RH - Heated - Kenworth T-Series</b><br>Part# ETP-M015400                     |
|    | <b>Lower Convex Mirror W/Defrost - Peterbilt 387 / Kenworth T-Series</b><br>Part# ETP-SR59-6117-18        |
|    | <b>Mirror Bezel Frame W/Convex Mirror - LH OR RH - Kenworth T-Series</b> - Part# ETP-M015399              |
|    | <b>Mirror Motor Assembly - 4-Way Actuator Motor - Kenworth T-Series</b> - Part# ETP-M015376               |
|  | <b>Mirror Support Arm - West Coast Mirrors - LH/RH - Peterbilt 357 &amp; 375-379</b> - Part# ETP-18-02123 |

## SPRAY SUPPRESSION

### 3/16" Poly Anti-Spray Mud Flaps

|                      |   |
|----------------------|---|
| PHOTO<br>COMING SOON | <b>24" X 24" - Black</b><br>Part# ETP-2424PSB |
|                      | <b>24" X 30" - Black</b><br>Part# ETP-2430PSB |
|                      | <b>24" X 36" - Black</b><br>Part# ETP-2436PSB |
| PHOTO<br>COMING SOON | <b>24" X 24" - White</b><br>Part# ETP-2424PSW |
|                      | <b>24" X 30" - White</b><br>Part# ETP-2430PSW |
|                      | <b>24" X 36" - White</b><br>Part# ETP-2436PSW |

### 1/4" Chevron Black Rubber Mud Flaps

|  |  |
|--|--|
|  | <b>24" X 24" - Black</b><br>Part# ETP-2424CD |
|  | <b>24" X 30" - Black</b><br>Part# ETP-2430CD |
|  | <b>24" X 36" - Black</b><br>Part# ETP-2436CD |


### 1/2" Heavy Duty Rubber Mud Flaps

|                      |  |
|----------------------|--|
| PHOTO<br>COMING SOON | <b>24" X 24" - Anti-Sail W/Raised Knobs</b> - Part# ETP-2424HD |
|                      | <b>24" X 30" - Anti-Sail W/Raised Knobs</b> - Part# ETP-2430HD |
|                      | <b>24" X 36" - Anti-Sail W/Raised Knobs</b> - Part# ETP-2436HD |

### Composite Anti-Spray Rubber Mud Flaps











|                      |   |
|----------------------|---|
| PHOTO<br>COMING SOON | <b>24" X 24" X 3/8" - Black</b><br>Part# ETP-2424TPHDB            |
|                      | <b>24" X 30" X 3/8" - Black</b><br>Part# ETP-2430TPHDB            |
|                      | <b>24" X 36" X 3/8" - Black</b><br>Part# ETP-2436TPHDB            |
| PHOTO<br>COMING SOON | <b>24" X 40" X 1/2" - Black, Deep Groove</b> - Part# ETP-2440CR12 |
|                      | <b>24" X 42" X 1/2" - Black, Deep Groove</b> - Part# ETP-2442CR12 |

### Mud Flap Hangers & Accessories







|  |  |
|--|--|
|  | <b>Mud Flap Bolt Kit 3/8"X1-1/4" Bolts, Nuts &amp; Washers</b><br>Part# ETP-27516B |
|--|--|



Quality Truck Parts – 12 Month No Hassle Warranty!

|   |  |
|---|--|
|  | <b>Anti-Sail Mud Flap Hold Down, 21" X 24", Stainless Steel</b><br>Part# ETP-640       |
|                                      | <b>Mud Flap Hanger Bar, Straight</b><br>Part# ETP-A25                                  |
|                                      | <b>Mud Flap Hanger Bar, Angled</b><br>Part# ETP-A35                                    |
|                                      | <b>Mud Flap Bracket Set, Triple Coil, Straight</b><br>Part# ETP-B23                    |
|                                    | <b>Mud Flap Hanger Set, Straight with Mount Brackets</b><br>Part# ETP-B25              |
|                                    | <b>Mud Flap Hanger Set, Angled</b><br>Part# ETP-B672625NTBK                            |
|                                    | <b>Spring Loaded Mud Flap Hanger Kit, Black</b><br>Part# ETP-B703000NTBK               |
|                                    | <b>Spring Loaded Mud Flap Hanger Kit, 409 Stainless Steel</b><br>Part# ETP-B703000NTSK |
|                                    | <b>Aluminum Conspicuity Plate Set, Straight</b><br>Part# ETP-RT25                      |
|                                    | <b>Aluminum Conspicuity Plate Set, Angled</b><br>Part# ETP-RT35                        |

## WINDOW REGULATORS


|  |  |
|--|--|
|    | <b>Window Regulator, Power, LH - Peterbilt</b><br>Part# ETP-R21-6009                               |
|    | <b>Window Regulator, Power, RH - Peterbilt</b><br>Part# ETP-R21-6009R                              |
|    | <b>Window Regulator, Power, LH, Kenworth T600, T800 &amp; W900</b><br>Part# ETP-R21-1005           |
|   | <b>Window Regulator, Power, RH, Kenworth T600, T800 &amp; W900</b><br>Part# ETP-R21-1005R          |
|  | <b>Window Regulator, Power, LH, Peterbilt 386 &amp; 387 / Kenworth T2000</b> - Part# ETP-R21-6013  |
|  | <b>Window Regulator, Power, RH, Peterbilt 386 &amp; 387 / Kenworth T2000</b> - Part# ETP-R21-6013R |

## WIPER SYSTEMS

### Washer Reservoir Caps

|                             |  |
|-----------------------------|--|
| <b>PHOTO</b><br>COMING SOON | <b>Washer Reservoir Cap, Peterbilt/Kenworth (Fits Part# ETP-N5355001)</b> - Part# ETP-C5720S |
|-----------------------------|--|










### Washer Reservoirs

|  |  |
|--|--|
|  | <b>Washer Fluid Reservoir W/Pump, Peterbilt/Kenworth</b><br>Part# ETP-N5355001 |
|--|--|



Quality Truck Parts – 12 Month No Hassle Warranty!



## Wiper Arms

|   |   |
|---|---|
|    | <b>Windshield Wiper Arm, Freightliner FLD Class</b><br>Part# ETP-4188-30-BWS                      |
|    | <b>Windshield Wiper Arm, Kenworth T680</b><br>Part# ETP-R23-6029                                  |
|    | <b>Windshield Wiper Arm, L/H &amp; R/H, Peterbilt 379 Series (1990-2007)</b> - Part# ETP-R23-6002 |
|  | <b>Windshield Wiper Arm, L/H, Kenworth T600</b><br>Part# ETP-GS3383                               |
|  | <b>Windshield Wiper Arm, L/H, Kenworth T600/T660/T800</b><br>Part# ETP-R23-1029-12                |
|  | <b>Windshield Wiper Arm, L/H, Kenworth T600/T800/W900</b><br>Part# ETP-R23-1035-22                |
|  | <b>Windshield Wiper Arm, R/H, Kenworth T600</b><br>Part# ETP-GS3382                               |
|  | <b>Windshield Wiper Arm, R/H, Kenworth T600/T660/T800</b><br>Part# ETP-R23-1029-13                |
|  | <b>Windshield Wiper Arm, R/H, Kenworth T600/T800/W900</b><br>Part# ETP-R23-1035-23                |

## Wiper Motors

|  |  |
|--|--|
|  | <b>Windshield Wiper Motor W/5-Pin Connector, Peterbilt</b><br>Part# ETP-E006-185 |
|  | <b>Windshield Wiper Motor, Kenworth T680</b><br>Part# ETP-R23-6014               |
|  | <b>Windshield Wiper Motor, Volvo VN &amp; VNL</b><br>Part# ETP-85122759          |

## Washer Nozzles

|  |   |
|--|---|
|  | <b>Washer Fluid Nozzle, Common International</b><br>Part# ETP-1696499C1             |
|  | <b>Washer Fluid Nozzle, Freightliner Cascadia (2009-2012)</b> - Part# ETP-F88171801 |

## Washer Pumps

|  |  |
|--|--|
|  | <b>Windshield Washer Fluid Pump W/Grommet, Peterbilt/Kenworth</b><br>- Part# ETP-T4695001      |
|  | <b>Windshield Washer Fluid Pump W/Grommets, Kenworth</b><br>Part# ETP-600228S                  |
|  | <b>Windshield Washer Fluid Pump, Common International</b><br>Part# ETP-446883001               |
|  | <b>Windshield Washer Fluid Pump, Peterbilt 370 Series (1986 &amp; Up)</b><br>Part# ETP-066011A |

Quality Truck Parts – 12 Month No Hassle Warranty!

## ≈ Chemicals

### Brake Cleaner



**Non-Chlorinated Quick-Dry  
Brake Cleaner, 12.5 OZ**

Part# ETP-4520

## ≈ Driveline

### CLUTCHES

PHOTO COMING SOON

#### 14" x 1-3/4" Angle Spring

1,150TQ, Cast Iron 2-Plate, 8-Spring / 4-Paddle, Single-Zerk

Part# ETP-107063-59

PHOTO COMING SOON

#### 14" x 1-3/4" Stamped Steel

2-Plate, 900TQ, 8 Spring / 3 Paddle, Single-Zerk

Part# ETP-107237-10

PHOTO COMING SOON

#### 14" x 1-3/4" Stamped Steel

Single Plate, 650TQ, 8-Spring / 3-PADDLE, Single-Zerk

Part# ETP-107683-5



#### 14" x 2" Angle Spring

1,400TQ, Cast Iron 2-Plate, 8-Spring/ 4-Paddle, Super-Duty,  
Single-Zerk

Part# ETP-107050-59

Quality Truck Parts – 12 Month No Hassle Warranty!



**14" x 2" Easy Effort**  
1,400TQ, 2-Plate, 8-Spring / 4-Paddle, Super-Duty,  
Single-Zerk  
Part# ETP-108050-59B

PHOTO COMING SOON

**14" x 2" Stamped Steel**  
1,050TQ, 2-Plate, 8-Spring / 4-Paddle, W/Positive Separator  
Pin  
Part# ETP-107342-24

PHOTO COMING SOON

**15-1/2" x 1-3/4" Angle Spring**  
1,400TQ, Cast Iron 2-Plate, 8-Spring / 4-Paddle, Single-Zerk  
Part# ETP-107090-55



**15-1/2" x 2" Angle Spring**  
1,650TQ, Cast Iron 2-Plate, 10-Spring / 4-Paddle, Single-Zerk  
Part# ETP-107391-74



**15-1/2" x 2" Angle Spring**  
1,810TQ, Cast Iron 2-Plate, 10-Spring / 6-Paddle, Single-Zerk  
Part# ETP-107391-93



**15-1/2" x 2" AutoSet**  
1,700TQ, 7-Spring / 4-Paddle, Triple-Zerk  
Part# ETP-309701-82

PHOTO COMING SOON

**15-1/2" x 2" AutoSet**  
1,810TQ, 10-Spring / 6-Paddle, Triple-Zerk  
Part# ETP-209391-93

PHOTO COMING SOON

**15-1/2" x 2" AutoSet**  
1,850TQ, 2-Plate, 9-Spring / 6-Paddle, Triple-Zerk, Mack  
Part# ETP-309701-98



**15-1/2" x 2" AutoSet**  
1,860TQ, 7-Spring / 6-Paddle, Triple-Zerk  
Part# ETP-309701-20

PHOTO COMING SOON

**15-1/2" x 2" AutoSet**  
2,050TQ, 6-Spring / 6-Paddle, Triple-Zerk W/Spline Saver  
Part# ETP-309701-25

Quality Truck Parts – 12 Month No Hassle Warranty!

## PHOTO COMING SOON

**15-1/2" x 2" AutoSet**  
2,250TQ, 2-Plate, 6-Spring / 6-Paddle, Triple Zerk W/Spline Saver  
PART# ETP-309708-32



**15-1/2" x 2" Easy Effort**  
1,450TQ, 2-Plate, 8-Spring / 4-Paddle, Triple-Zerk  
Part# ETP-108391-81



**15-1/2" x 2" Easy Effort**  
1,650TQ, 2-Plate, 10-Spring / 4-Paddle, Triple-Zerk  
Part# ETP-208925-74



**15-1/2" x 2" Easy Effort**  
1,700TQ, 7-Spring / 4-Paddle, Triple-Zerk  
Part# ETP-308925-82

## PHOTO COMING SOON

**15-1/2" x 2" Easy Effort**  
1,750TQ, 7-Spring (Pre-Damper) / 4-Paddle, Triple-Zerk  
Part# ETP-308925-34

## PHOTO COMING SOON

**15-1/2" x 2" Easy Effort**  
1,760TQ, 2-Plate, 8-Spring / 6-Paddle, Triple-Zerk, Mack  
Part# ETP-308925-91



**15-1/2" x 2" Easy Effort**  
1,760TQ, 2-Plate, 9-Spring / 4-Paddle, Triple-Zerk, Mack  
Part# ETP-308925-51



**15-1/2" x 2" Easy Effort**  
1,850TQ, 9-Spring / 6 Paddle, Triple-Zerk, Mack  
Part# ETP-308925-98



**15-1/2" x 2" Easy Effort**  
1,860TQ, 7-Spring / 6-Paddle, Triple-Zerk  
Part# ETP-308925-20

## PHOTO COMING SOON

**15-1/2" x 2" Easy Effort**  
2,050TQ, 2-Plate, 10-Spring / 6-Paddle, Triple-Zerk  
Part# ETP-308067-8

Quality Truck Parts – 12 Month No Hassle Warranty!



**15-1/2" x 2" Easy Effort**  
2,050TQ, 2-Plate, 6-Spring / 6-Paddle, Triple-Zerk  
W/Spline Saver  
Part# ETP-308925-25TP



**15-1/2" x 2" Easy Effort**  
2,050TQ, 7-Spring / 6-Paddle, Triple-Zerk  
Part# ETP-308925-25

PHOTO COMING SOON

**15-1/2" x 2" Easy Effort**  
2,250TQ, 2-Plate, 14-Spline, 6-Spring / 6-Paddle, Triple-Zerk  
W/Spline Saver  
Part# ETP-308937-32



**15-1/2" x 2" Easy Effort**  
2-Plate, 6-Spring / 6-Paddle, Triple-Zerk W/Spline Saver  
Part# ETP-EA60289TP



**15-1/2" x 2" Easy Effort**  
3,000TQ, 2-Plate, 6-Spring / 6-Paddle, Triple-Zerk W/Spline  
Saver  
Part# ETP-308925-3000



**15-1/2" x 2" MaxShift Clutch®**  
1,850TQ, 2-Plate, 7-Spring / 6-Paddle (Pre-Damper)  
14-Spline, Incl. Clutch Brake  
Part# ETP-122002-35A

PHOTO COMING SOON

**15-1/2" x 2" MaxShift Clutch®**  
2,250TQ, 2-Plate, 7-SPRING / 6-Paddle (Pre-Damper)  
14-Spline, Incl. Clutch Brake  
Part# ETP-122003-42A

PHOTO COMING SOON

**330mm x 1-1/2" Stamped Steel**  
450TQ, Single Plate - Push Type, Organic, Lever Type  
Part# ETP-LP1933-134

PHOTO COMING SOON

**330mm x 1-1/2" Stamped Steel**  
500TQ, Single Plate, 8-Spring / 3-Paddle, Lever Type  
Part# ETP-LP2076-139

PHOTO COMING SOON

**330MM x 1-1/2" Stamped Steel**  
520TQ, Single Plate - Push Type, 8-Spring / 4-Paddle  
Part# ETP-LP1928-137



Quality Truck Parts – 12 Month No Hassle Warranty!

## PHOTO COMING SOON

**330mm x 1-1/2" Stamped Steel**  
520TQ, Single Plate - Push Type, 8-Spring / 4-Paddle  
Part# ETP-LP1938-138

## PHOTO COMING SOON

**330mm x 1-1/2" Stamped Steel**  
525TQ, 2-Plate, 8-Spring, Round Carrier  
Part# ETP-LP1940-134

## PHOTO COMING SOON

**365mm x 1-3/4" Stamped Steel**  
660TQ, Single-Plate, 8-Spring / 3-Paddle  
Part# ETP-104100-2

## PHOTO COMING SOON

**430Mm x 50Mm Stamped Steel**  
1,850TQ, 6-Spring, Volvo I-Shift / Mack Mdrive  
Part# ETP-104461-1

## PHOTO COMING SOON

**430mm x 50mm Stamped Steel**  
Pre-Damper, Detroit Dt12 - Freightliner / Western Star  
Part# ETP-K4489CL

## CLUTCH ACCESSORIES

### Clutch Access. & Related Components



**Bell Housing Inspection Plate Cover Kit - Includes Cover, Grommet, 8" Hose, Screws & Lock Washers**  
Part# ETP-4305230A8P



**Bell Housing Inspection Plate Cover Kit - Includes Cover, Grommet, Screws & Lock Washers**  
Part# ETP-4305230

PHOTO  
COMING SOON

**Bolt and Washer Kit (2 ea - 3/8")**  
Part# ETP-X8L609

PHOTO  
COMING SOON

**Bolt and Washer Kit (2 ea - 7/16")**  
Part# ETP-X8L722

PHOTO  
COMING SOON

**Bolt Hex Head (5/16"-18 x 3") -**  
Part# ETP-X8564

PHOTO  
COMING SOON

**Cable Tie (TY-RAP), FULLER Applications**  
Part# ETP-5559348











**Clutch / Radiator Tie Rod Jame Nut - 1/2"- 20 Thread**  
Part# ETP-06-01105

PHOTO  
COMING SOON














**Clutch Actuator, Detroit DT12**  
Part# ETP-A0032502115

Quality Truck Parts – 12 Month No Hassle Warranty!








|   |  |
|---|--|
| PHOTO<br>COMING SOON  | <b>Clutch Actuator, Volvo I-Shift &amp; Mack mDrive</b><br>Part# ETP-22429963  |
|    | <b>Clutch Adjustable Control Lever - Fuller RT, RTO &amp; RTLO - Pete357, 379, 385 &amp; 387</b> - Part# ETP-06-00910M014  |
| PHOTO<br>COMING SOON  | <b>Clutch Alignment Tool, 10 Splines, 1-3/4" X 1" Pilot</b><br>Part# ETP-7480  |
| PHOTO<br>COMING SOON  | <b>Clutch Alignment Tool, 10 Splines, 1-3/4"OD x 1.18" Pilot</b><br>Part# ETP-7073A  |
|  | <b>Clutch Alignment Tool, 10 Splines, 2" x 1.18" Pilot</b><br>Part# ETP-7074A  |
| PHOTO<br>COMING SOON  | <b>Clutch Alignment Tool, 14 Splines, 2" x 1.18" Pilot</b><br>Part# ETP-AT214  |
| PHOTO<br>COMING SOON  | <b>Clutch Alignment Tool, 24-Involute Spline, 50mm-24 X 1.18" Pilot, Volvo I-Shift &amp; Mack mDrive</b> - Part# ETP-M2188 |
|  | <b>Clutch Angle Spring Drive Lug Kit - 6 Piece</b><br>Part# ETP-274C6-6  |
| PHOTO<br>COMING SOON  | <b>Clutch Angle Spring Drive Lug, Threaded, Mack Engine W/Spicer 14" Pull Type Clutches</b><br>Part# ETP-274C28            |










|  |  |
|--|--|
|    | <b>Clutch Ball Joint Rod End, 1/2" - LH Male Thread - Peterbilt 379/387</b> - Part# ETP-J21270-14          |
|    | <b>Clutch Ball Joint Rod End, 1/2" - Peterbilt</b><br>Part# ETP-06-00984                                   |
|    | <b>Clutch Ball Joint Rod End, 1/2"-20 Thread - Kenworth</b><br>Part# ETP-K124-305                          |
|    | <b>Clutch Ball Joint Rod End, LH 3/8"-24 Inner Thread, Kenworth</b><br>Part# ETP-K124-402-1                |
|  | <b>Clutch Ball Joint Rod End, RH 3/8"-24 Inner Thread, Kenworth</b><br>Part# ETP-K124-402-2                |
| PHOTO<br>COMING SOON   | <b>Clutch Control Lever, Conventional Chassis W/Manual Operate Clutch, Kenworth</b><br>Part# ETP-K160-2380 |
| PHOTO<br>COMING SOON   | <b>Clutch Control Solenoid Valve, 12 VOLT, Volvo I-SHIFT / Mack mDrive</b> - Part# ETP-22327069            |
| PHOTO<br>COMING SOON   | <b>Clutch Cover, 15.5" x 2"</b><br>Part# ETP-157898-6  |
| PHOTO<br>COMING SOON   | <b>Clutch Cross Shaft Pilot Bushing - (1.005"ID x 1.128"OD x 1"W)</b><br>Part# ETP-128C20                  |

Quality Truck Parts – 12 Month No Hassle Warranty!

|   |  |   |   |
|---|--|---|---|
|    | <b>Clutch Housing Gasket - Fuller Series</b><br>Part# ETP-4308226  | <b>PHOTO</b><br>COMING SOON   | <b>Clutch Pedal Return Spring, Kenworth</b><br>Part# ETP-K224-130                                       |
|    | <b>Clutch Hydraulic Release Fork - Fuller FR &amp; RT Series</b><br>Part# ETP-A7786                              |                         | <b>Clutch Pedal Return Spring, Works W/Manual Clutch, 6.75" -</b><br>Part# ETP-06-01067                 |
| <b>PHOTO</b><br>COMING SOON   | <b>Clutch Input Shaft Assembly - 2"- 14 INV</b><br>Part# ETP-K4143   |              | <b>Clutch Pilot Bearing High Temp W/O Snap Ring - (2.833" x 1.179")</b><br>Part# ETP-6306-2RS           |
|    | <b>Clutch Internal Axle Differential Collar, Meritor RS, RT140, 141 &amp; 145 Series</b> - Part# ETP-3107-M-1183 |                               | <b>Clutch Pilot Bearing High Temp W/Snap Ring - Mack</b><br>Part# ETP-46AX540                           |
| <b>PHOTO</b><br>COMING SOON   | <b>Clutch Jack, 14" &amp; 15-1/2" Clutches, (Includes 1-3/4" &amp; 2" Spline)</b> - Part# ETP-CJ40300            | <b>PHOTO</b><br>COMING SOON   | <b>Clutch Pilot Bearing High Temp, Detroit DT12</b><br>Part# ETP-0213995000                             |
|  | <b>Clutch Linkage Assembly - Peterbilt</b><br>Part# ETP-06-01088   | <b>PHOTO</b><br>COMING SOON   | <b>Clutch Pilot Bearing W/Metal Seals (2.440" x .985")</b><br>Part# ETP-6305ZZ                          |
|  | <b>Clutch Lube Hose - 12"</b><br>Part# ETP-CLT012P   |             | <b>Clutch Pilot Bearing W/Neoprene Seals (2.44" x 1.18")</b><br>Part# ETP-6206-2RS                      |
|  | <b>Clutch Lube Hose - 8"</b><br>Part# ETP-CLT008P  |  | <b>Clutch Release Fork, Pull Type - DANA 12, 14 &amp; 15.5" Clutch Applications</b> - Part# ETP-105C137 |
|  | <b>Clutch Lube Hose - 9"</b><br>Part# ETP-CLT009P  | <b>PHOTO</b><br>COMING SOON   | <b>Clutch Release Shaft Assembly Kit, UltraShift® PLUS®</b><br>Part# ETP-K4036                          |
|  | <b>Clutch Pedal Pad - Peterbilt 357, 378 &amp; 379</b><br>Part# ETP-06-00754AMC                                  | <b>PHOTO</b><br>COMING SOON   | <b>Clutch Release Shaft, 5.06" Length</b><br>Part# ETP-4306458  |



Quality Truck Parts – 12 Month No Hassle Warranty!

|   |   |
|---|---|
|    | <b>Clutch Release Shaft, 10.5" Length, Peterbilt</b><br>Part# ETP-06-00775                        |
| <b>PHOTO</b><br>COMING SOON   | <b>Clutch Release Shaft, 2.41" Length</b><br>Part# ETP-4306456                                    |
|    | <b>Clutch Release Shaft, 6.5" Length, RS-1 Type</b><br>Part# ETP-06-00530                         |
|    | <b>Clutch Release Shaft, 8.35" Length, VOLVO</b><br>Part# ETP-8070269                             |
|  | <b>Clutch Release Shaft, 9" Length - Kenworth</b><br>Part# ETP-K210-883                           |
| <b>PHOTO</b><br>COMING SOON   | <b>Clutch Release Shaft, 9.5" Length, Freightliner Columbia/Century</b><br>Part# ETP-02-12467-004 |
|  | <b>Clutch Release Shaft, 9.625" - Peterbilt 387</b><br>Part# ETP-06-01093                         |
|  | <b>Clutch Release Shaft, 9-1/8" Length, Volvo/Mack</b><br>Part# ETP-25173583                      |
| <b>PHOTO</b><br>COMING SOON   | <b>Clutch Release Shaft, 9-3/4" Length, International / Navistar</b><br>Part# ETP-2005406C1       |
|  | <b>Clutch Rod Linkage Assembly - Kenworth</b><br>Part# ETP-K202-2503-0498                         |

|  |  |
|--|--|
|    | <b>Clutch Roller Fork Assembly - ULTRASHIFT+ / MAXSHIFT</b><br>Part# ETP-A8133                       |
|    | <b>Clutch Shaft Lever, Fuller RT, RTO &amp; RTLO</b><br>Part# ETP-06-00715                           |
|    | <b>Clutch Shaft Lock Nut - 1-1/4" - 18 NF</b><br>Part# ETP-20-74-91                                  |
|    | <b>Clutch Shaft Lock Nut - 3/4" - 16 NF - (Used with Part# ETP-06-01093) - Part# ETP-HWC00063</b>    |
|  | <b>Clutch Shaft Woodruff Key, (1/4" x 1-1/8" Clutch Shaft), Peterbilt</b><br>Part# ETP-05-11695      |
|  | <b>Clutch Spring Adjuster Assembly, Ease-A-Juster (8 teeth), 15-1/2" Clutches</b> - Part# ETP-125243 |
|  | <b>Clutch Spring Adjuster Assembly, Sping-A-Just (9 teeth) Fuller</b><br>Part# ETP-125489            |
|  | <b>Clutch Washer, (1.5"OD x 0.125"T), Peterbilt</b><br>Part# ETP-06-00187                            |
|  | <b>Flywheel Housing Gasket, Cummins ISX, X15, B (6.7), and L9</b><br>Part# ETP-4393176               |
| <b>PHOTO</b><br>COMING SOON  | <b>Flywheel Housing, Aluminum, Cummins ISX/QSX EPA13</b><br>Part# ETP-3103584                        |






Quality Truck Parts – 12 Month No Hassle Warranty!

## Clutch Brakes & Accessories

|  |   |
|--|---|
| <p>PHOTO<br/>COMING SOON</p>   | <p><b>Clutch Brake Shim, 2" (0.187" Thick)</b><br/>Part# ETP-125C41-187</p>   |
|   | <p><b>Clutch Brakes - Locking - Hinged</b><br/><b>1-3/4" Size:</b><br/>.550" Thickness - Part# ETP-BK312<br/><b>2" Size:</b><br/>.380" Thickness - Part# ETP-BK313<br/>.450" Thickness - Part# ETP-BK313-45<br/>.500" Thickness - Part# ETP-BK313-50<br/>.550" Thickness - Part# ETP-BK313-55</p> |
|  | <p><b>Clutch Brake Torque Limiting, 2.00" (0.380" Thick), 10 SPLINE</b><br/>Part# ETP-127760</p>  |


## Clutch Installation Kits

|   |  |
|---|--|
| <p>PHOTO<br/>COMING SOON</p>  | <p><b>Clutch Installation Kit - Fuller FR Series W/Original Design ETP-4302315 Input Shaft</b><br/>Part# ETP-K3602</p> |
| <p>PHOTO<br/>COMING SOON</p>  | <p><b>Clutch Installation Kit - Fuller RT Series W/14 Involute Spline Input Shaft</b> - Part# ETP-K3768</p>            |
| <p>PHOTO<br/>COMING SOON</p>  | <p><b>Clutch Installation Kit - Meritor RM, RMO, RMX &amp; G Series</b><br/>Part# ETP-M2059</p>                        |
|  | <p><b>Clutch Installation Kit - Ultrashift+ / Maxshift</b><br/>Part# ETP-K4145</p>                                     |

|  |   |
|--|---|
|    | <p><b>Clutch Installation Kit W/2" 1-Piece Clutch Brake - Fuller FR Series</b> - Part# ETP-K3600</p>                                |
|    | <p><b>Clutch Installation Kit W/2" 1-Piece Clutch Brake - Fuller RT Series</b> - Part# ETP-K2468</p>                                |
|    | <p><b>Clutch Installation Kit W/2" Hinged Clutch Brake - Fuller RT Series</b> - Part# ETP-K2468E</p>                                |
|   | <p><b>Clutch Installation Kit W/2" Hinged Clutch Brake &amp; Hydraulic Fork - Fuller FR 10 Speed Series</b><br/>Part# ETP-K4124</p> |
| <p>PHOTO<br/>COMING SOON</p>   | <p><b>Clutch Installation Kit W/2" Hinged Clutch Brake &amp; Hydraulic Fork - Fuller RT Non-Metric</b><br/>Part# ETP-K4125</p>      |
|  | <p><b>Clutch Installation Kit W/2" Hinged Clutch Brake, Fuller FR Series</b> - Part# ETP-K3600E</p>                                 |











## DRIVELINE










### Differentials & Related Components

|  |  |
|--|--|
|  | <p><b>Axle Shaft Flange Gasket - 7 Hole, 7" Bolt Circle, Dana/Eaton 150, 160, 175 &amp; 180</b><br/>Part# ETP-11-14418-000</p> |
|  | <p><b>Axle Shaft Flange Gasket - 8 Hole, 7" Bolt Circle, (5-3/4"ID X 8-1/2"OD)</b> - Part# ETP-03-01568</p>                    |




















Quality Truck Parts – 12 Month No Hassle Warranty!

|  |   |
|--|---|
|   | <b>Axle Shaft Flange Gasket - International RA351R - Part#</b><br>ETP-895478R1                              |
|   | <b>Axle Shaft Flange Gasket - International RA47, 57, 355, 472 &amp; 474 - Part#</b> ETP-895493R1           |
|  | <b>Axle Shaft, 2" X 39 SPLINE, 40-7/8" Length, Dana/Eaton 34D, D340, 341 &amp; 17221 - Part#</b> ETP-110882 |
|    | <b>Axle Shaft, 41 Spline, Dana/Eaton DS404, RS404 &amp; 454</b><br>Part# ETP-128435                         |
|   | <b>Axle Shaft, LH, Dana/Eaton DS404, RS404 &amp; 21060S</b><br>Part# ETP-127438                             |
|   | <b>Axle Shaft, RH, Dana/Eaton DS404, RS404 &amp; 21060S</b><br>Part# ETP-127437                             |
|   | <b>Bearing Cone, Tapped, Meritor SQHP, SQ100 &amp; RD140/1/3/4/5</b><br>Part# ETP-JLM710949C                |
|   | <b>Bearing Cup, Tapped, Meritor SQHP, SQ100 &amp; RD140/1/3/4/5</b><br>Part# ETP-JLM710910                  |
|   | <b>Bearing Cup, Tapped, Tandem Meritor RD140/1/3/4/5 &amp; RT440-4F - Part#</b> ETP-3920                    |
|   | <b>Center Bearing Assembly, 1710 Series</b><br>Part# ETP-210121-1X  |










|   |  |
|---|--|
|                     | <b>Center Bearing Assembly, 1760/1810 Series</b><br>Part# ETP-10094142                                   |
|                     | <b>Differential Air Shift Module Kit, Eaton/Fuller FRO Series</b><br>Part# ETP-K3245                     |
|  | <b>Differential Drain Plug, Magnetic, 3/4" X 14 NPT</b><br>Part# ETP-054254                              |
| <b>PHOTO</b><br>COMING SOON   | <b>Differential End Yoke, Full Round, 1350 Series, (Spline Size 1.276"-29) - Part#</b> ETP-5-4-5731      |
|          | <b>Differential End Yoke, Half Round, 1710 Series, (Spline Size 2.024"-39) - Part#</b> ETP-6-4-8991-1X   |
|          | <b>Differential End Yoke, Half Round, 1710 Series, (Spline Size 2.024"-39) - Part#</b> ETP-6-4-9001-1X   |
|          | <b>Differential End Yoke, Half Round, 1810 Series, (Spline Size 2.274"-44) - Part#</b> ETP-6.5-4-4571-1X |
|          | <b>Differential End Yoke, Half Round, 1810 Series, (Spline Size 2.390"-46) - Part#</b> ETP-6.5-4-3591-1  |
|          | <b>Differential End Yoke, Half Round, 1810 Series, (Spline Size 2.750"-10) - Part#</b> ETP-6.5-4-3561-1X |
|          | <b>Differential End Yoke, Half Round, 1810 Series, (Spline Size 2.794"-54) - Part#</b> ETP-6.5-4-4631-1  |



Quality Truck Parts – 12 Month No Hassle Warranty!

|   |   |
|---|---|
|    | <b>Differential End Yoke, Half Round, SPL170X Series, (Spline Size 2.024"-39)</b> - Part# ETP-170-4-241-1X                    |
|    | <b>Differential End Yoke, Half Round, SPL170X Series, (Spline Size 2.274"-44)</b> - Part# ETP-170-4-201-1X                    |
|    | <b>Differential End Yoke, Half Round, SPL90 Series, (Spline Size 2.024"-39)</b> - Part# ETP-90-4-251-1X                       |
|   | <b>Differential Gear Set (Ring &amp; Pinion), 3.36 Ratio - Front/Rear Dana RS/RA/RD 344, 404, 405, 454</b> - Part# ETP-513384 |
|  | <b>Differential Gear Set (Ring &amp; Pinion), 3.36 Ratio - Rear/Rear Dana RS/RA/RD 344, 404, 405, 454</b> - Part# ETP-513371  |
|  | <b>Differential Gear Set (Ring &amp; Pinion), 3.70 Ratio - Dana DS/DA/DD 344, 404, 405, 454</b><br>Part# ETP-211468           |
|  | <b>Differential Gear Set (Ring &amp; Pinion), 3.70 Ratio - Dana RS/RA/RD 344, 404, 405, 454</b><br>Part# ETP-211484           |
|  | <b>Differential Gear Set (Ring &amp; Pinion), 4.11 Ratio - Dana/RS/RA/RD 344, 404, 405, 454</b><br>Part# ETP-211486           |

|  |  |
|--|--|
|    | <b>Differential Housing Breather</b><br>Part# ETP-809560   |
|    | <b>Differential Inter-Axle Output Shaft Nut, M39 X1.50", Dana D404, DSP40, DSH40 O/P</b><br>Part# ETP-127588 |
|    | <b>Differential Output Shaft Oil Seal - Dana/ D404, DSP40, DS404, DSH40 O/P</b> - Part# ETP-127592           |
|   | <b>Drive Gear, Helical Side Gear, Dana DS404</b><br>Part# ETP-127495   |
|  | <b>Drive Shaft Lock Nut, SPL250 Series, M30 X 2</b><br>Part# ETP-250-74-11                                   |
|  | <b>Electric Two Speed Shift Motor, 2 Bolt Mount, Dana/Eaton 2 Speed</b><br>Part# ETP-113743                  |
|  | <b>Electric Two Speed Shift Motor, 2 Bolt Mount, Dana/Eaton 2 Speed</b><br>Part# ETP-120750                  |
|  | <b>Pinion Flange Hex Locknut, M36 X 1.50", Dana R402, R451, R404, RSP40, RSH40</b> - Part# ETP-127589        |
|  | <b>Pinion Flange Hex Locknut, M42 X 1.50"</b><br>Part# ETP-128049  |

Quality Truck Parts – 12 Month No Hassle Warranty!


|   |  |
|---|--|
|    | <b>Pinion Forward Input Axle Seal - Dana R404, RSP40, RSH40</b><br>Part# ETP-127591                        |
|    | <b>Pinion Forward Output Axle Seal - For Use W/ Dana DS461P, D170, 521P &amp; 581P</b><br>Part# ETP-210737 |
|    | <b>Pinion Seal &amp; Locknut Kit - Dana R/D170, R/D190 &amp; D Axle Models</b><br>- Part# ETP-131008K      |
|   | <b>Power Divider Case, Inter-Axle Differential, Dana D404, DSP40, DSH40, D156</b> - Part# ETP-134192       |
|  | <b>Power Divider Kit, 46 Spline, Meritor (RT-40-145 W/PUMP)</b><br>Part# ETP-MPS-3345-145                  |
|  | <b>Power Divider Kit, 46 Spline, Meritor RT-40-145 (W/O Pump)</b><br>Part# ETP-MPS-3344-145                |
|  | <b>Power Divider Kit, Dana/Eaton DS404, Models Until June 2008</b><br>Part# ETP-DS404FSKL                  |
|  | <b>Power Divider Kit, Dana/Eaton PD404</b><br>Part# ETP-PD404  |
|  | <b>Power Divider Kit, Meritor RD/RP/RT 17140/20140/34145/40140/40145/44145</b> - Part# ETP-K1T2488         |

|  |   |
|--|---|
|  | <b>Power Divider Kit, Non-Pump Models (After June 2008), Includes Nut &amp; Washer (Input Shaft Not Included) - Dana/Eaton DS404</b> - Part# ETP-504404-5 |
|  | <b>Thru Shaft Cage Assembly, Meritor RD-RP-20-145</b><br>Part# ETP-A1-3226-T-1112S  |







## Transmissions & Transmission Parts








|                             |  |
|-----------------------------|--|
| <b>PHOTO</b><br>COMING SOON | <b>Transmission Manual Input Shaft Gasket Kit</b><br>Part# ETP-K4142                               |
| <b>PHOTO</b><br>COMING SOON | <b>Transmission Front Bearing Cover, Fuller (UltraShift® PLUS®)</b><br>Part# ETP-4308012           |
| <b>PHOTO</b><br>COMING SOON | <b>Transmission Grease Seal, Fuller Applications</b><br>Part# ETP-4306210                          |
| <b>PHOTO</b><br>COMING SOON | <b>Transmission Input Shaft Bearing (4.325" x 2.355"), Fuller Applications</b> - Part# ETP-4308401 |
| <b>PHOTO</b><br>COMING SOON | <b>Transmission Input Shaft Kit, Meritor 9, 10 &amp; 13 Speed</b><br>Part# ETP-K1T5367             |
| <b>PHOTO</b><br>COMING SOON | <b>Transmission Manual Input Shaft Gasket Kit</b><br>Part# ETP-K4142                               |
| <b>PHOTO</b><br>COMING SOON | <b>Transmission Plug Assembly, Fuller Applications</b><br>Part# ETP-4306338                        |

Quality Truck Parts – 12 Month No Hassle Warranty!

|   |   |
|---|---|
| <p><b>PHOTO</b><br/>COMING SOON</p>   | <p><b>Transmission Retaining Ring (Inner), Fuller</b><br/>Part# ETP-14750</p>                                     |
| <p><b>PHOTO</b><br/>COMING SOON</p>   | <p><b>Transmission Retaining Ring (Outer), Fuller</b><br/>Part# ETP-16980</p>                                     |
|  | <p><b>Transmission Shift Lever Housing Gasket W/Silicone Beading, Fuller Applications</b> - Part# ETP-4305294</p> |

## U-Joints & Accessories

|   |   |
|---|---|
|   | <p><b>U-Joint Bolt Kit, RPL20 &amp; RPL25 Series, Includes 4) Bolts &amp; 2) Snap Rings</b> - Part# ETP-KIT-RPL2520</p> |
|  | <p><b>U-Joint Full Round, 1710 Series, Includes Flat Straps &amp; Bolts</b><br/>Part# ETP-5-280X</p>                    |
|  | <p><b>U-Joint Full Round, 1760 Series, Includes Flat Straps &amp; Bolts</b><br/>Part# ETP-5-407X</p>                    |
|  | <p><b>U-Joint Half Round, 1710 Series, Includes Flat &amp; Half Round Straps &amp; Bolts</b> - Part# ETP-5-675X</p>     |
|  | <p><b>U-Joint Half Round, 1760 Series, Includes Flat &amp; Half Round Straps &amp; Bolts</b> - Part# ETP-5-677X</p>     |
|  | <p><b>U-Joint Strap Kit, 1710, 1760 &amp; 1810 SERIES, Includes 2 Straps &amp; 4 Bolts</b> - Part# ETP-6,5-70-18X</p>   |

|  |  |
|--|--|
|    | <p><b>U-Joint Strap Kit, SPL170 Series, Includes 2 Straps &amp; 4 Bolts</b><br/>Part# ETP-170-70-18X</p>       |
|    | <p><b>U-Joint Strap Kit, SPL250 Series, Includes 2 Straps &amp; 4 Bolts</b><br/>Part# ETP-250-70-18X</p>       |
|    | <p><b>U-Joint Strap Kit, SPL90X/SPL100 Series, Includes 2 Straps &amp; 4 Bolts</b><br/>Part# ETP-90-70-28X</p> |
|   | <p><b>U-Joint, RPL20 Series, Bolt Kit Included</b><br/>Part# ETP-CP20RPLS</p>                                  |
|  | <p><b>U-Joint, RPL25 Series, Bolt Kit Included</b><br/>Part# ETP-CP25RPLS</p>                                  |
|  | <p><b>U-Joint, SPL170 Metric Series, Includes Bolts</b><br/>Part# ETP-SPL170-4X</p>                            |
|  | <p><b>U-Joint, SPL250 Metric Series, Includes Bolts</b><br/>Part# ETP-SPL250-3X</p>                            |




Quality Truck Parts – 12 Month No Hassle Warranty!






## ≈ Electrical


### SENSORS & SWITCHES

#### Light Bulbs

|   |   |
|---|---|
|  | <b>Speedometer &amp; Tach Mini Lamp, Sold in 50pc Packs, International</b><br>Part# ETP-2506796C1 |
|---|---|

#### Sensors

|   |  |
|---|--|
|   | <b>Air Brake Pressure Sensor, PACCAR</b><br>Part# ETP-6CP3-17SVC             |
|  | <b>Air Brake Pressure Sensor, Bendix PS-60, PACCAR</b><br>Part# ETP-Q21-1041 |
|  | <b>Air Brake Pressure Sensor, PACCAR</b><br>Part# ETP-Q21-1040               |
|  | <b>Air Temperature Sensor - Peterbilt / Kenworth</b><br>Part# ETP-Q21-6134   |
|  | <b>Camshaft Position Sensor, Cummins</b><br>Part# ETP-4326596                |








|  |  |
|--|--|
|    | <b>Coolant Level Sensor, PACCAR 2013+, (3.06"x 4.43"x 2")</b><br>Part# ETP-KZ359001      |
|    | <b>Coolant Temp Sensor</b><br>Part# ETP-144561   |
|    | <b>Coolant Temp Sensor, 3-pin, #8/ (3/4-16) Thread, Caterpillar</b><br>Part# ETP-1022240 |
|   | <b>DPF Differential Pressure Sensor, Cummins</b><br>Part# ETP-2871960                    |
|  | <b>EGR Temperature Sensor, Cummins</b><br>Part# ETP-2872858                              |
|  | <b>Engine Block Oil Inlet Pressure Sensor, Caterpillar</b><br>Part# ETP-2746719          |
|  | <b>Engine Oil Pressure Sensor, Caterpillar</b><br>Part# ETP-1946725                      |
|  | <b>EGR Pressure Sensor, Cummins</b><br>Part# ETP-4928594                                 |
|  | <b>Fuel Filter Pressure Sensor, PACCAR</b><br>Part# ETP-Q21-1033                         |




Quality Truck Parts – 12 Month No Hassle Warranty!

|   |   |  |  |
|---|---|--|--|
|    | <b>Fuel Pressure Sensor, EPA 13 Cummins</b><br>Part# ETP-2897581                              |    | <b>NOX Nitrogen Oxide Sensor, Cummins</b><br>Part# ETP-3687930                     |
|    | <b>Fuel Pressure Sensor, Caterpillar</b><br>Part# ETP-2842728                                 |    | <b>NOX Nitrogen Oxide Sensor, Cummins ISX15</b><br>Part# ETP-2894943               |
|    | <b>Fuel Pressure Sensor, Cummins</b><br>Part# ETP-4921519                                     |    | <b>Oil Pressure Sensor, Cummins</b><br>Part# ETP-4921517                           |
|   | <b>Fuel Sending Unit, Freightliner Classic, FL &amp; FLD Class</b><br>Part# ETP-A22-42390-005 |    | <b>Oil Temperature Sender, Peterbilt</b><br>Part# ETP-05-15834                     |
|  | <b>Fuel Sending Unit, International</b><br>Part# ETP-1684364C1                                |  | <b>Oil Temperature Sender, Peterbilt / Kenworth</b><br>Part# ETP-140401            |
|  | <b>Fuel Sending Unit Harness, PACCAR</b><br>Part# ETP-P92-7180-0650                           |  | <b>Oxygen Sensor, Lambda MX, PACCAR MX 2010-2015</b><br>Part# ETP-1791013PE        |
|  | <b>Intake Manifold Coolant Temperature Sensor, Caterpillar</b><br>Part# ETP-2644297           |  | <b>Camshaft/Crankshaft Positioning Sensor, Cummins ISX/QSX - Part# ETP-4921599</b> |
|  | <b>Intake Manifold Pressure Temperature Sensor, Cummins</b><br>Part# ETP-2897334              |  | <b>Micro Relay, 2 Prong, 2 Terminal Bosch Type, Peterbilt</b><br>Part# ETP-CB12100 |
|  | <b>Manifold Absolute Intake Pressure Sensor, Cummins</b><br>Part# ETP-2897331                 |  | <b>Speed Sensor Adapter Harness</b><br>Part# ETP-P92-6971                          |
|  | <b>Micro Relay, 5 Terminal, 10Amp, 12V</b><br>Part# ETP-CB12650                               |  | <b>Surge Tank Coolant Level Sensor, PACCAR</b><br>Part# ETP-N9267001               |

Quality Truck Parts – 12 Month No Hassle Warranty!
















|   |  |
|---|--|
|    | <b>Exhaust Temperature Sensor - Kenworth</b><br>Part# ETP-2009462PE            |
|    | <b>Differential Temperature Sensor - Peterbilt</b><br>Part# ETP-Q21-1002       |
|    | <b>Transmission Speed Sensor Kit (Push-In Type), Fuller</b><br>Part# ETP-K4148 |
|    | <b>Turbo Speed Sensor, PACCAR/Cummins</b><br>Part# ETP-1834286PE               |
|  | <b>Turbo Speed Sensor, Cummins</b><br>Part# ETP-4032806                        |
|  | <b>Vehicle Speed/Tachometer Sensor, PACCAR</b><br>Part# ETP-Q21-6005           |
| <b>PHOTO<br/>COMING SOON</b>  | <b>Water In Fuel (WIF) Sensor, 18" Lead, PACCAR</b><br>Part# ETP-RK55734       |
|  | <b>Air Pressure Sensor, 3-Pin, Common Caterpillar</b><br>Part# ETP-1946722     |

## Switches

|   |   |
|---|---|
|  | <b>PTO Switch, 2-Position, 3-Way Air Valve</b><br>Part# ETP-G90-1066-09 |
|---|---|

|  |  |
|--|--|
|     | <b>Brake Switch/Back-Up Light Switch, International</b><br>Part# ETP-1699216C91                  |
|     | <b>Clutch Starter Safety Switch, For equipped W/Jake Brake Applications -</b> Part# ETP-16-04996 |
|     | <b>Cruise Control Rocker Switch, Peterbilt</b><br>Part# ETP-16091215G8EEF2A11                    |
|    | <b>Cruise Control Switch, International 2000/8000</b><br>Part# ETP-1622366C91                    |
|  | <b>Dash Switch Plug, PACCAR</b><br>Part# ETP-S67-1016  |
|  | <b>Fan Override Switch, PACCAR</b><br>Part# ETP-79PSL3-4   |
|  | <b>Ignition Switch, Black, Peterbilt</b><br>Part# ETP-16-09149                                   |
|  | <b>Low Pressure Switch, 66PSI, Haldex style, 2 terminal</b><br>Part# ETP-BE13241                 |
|  | <b>Low Pressure Switch, 70PSI</b><br>Part# ETP-BA26900   |
|  | <b>Low Pressure Switch Cabin Alarm, 66PSI, Kenworth</b><br>Part# ETP-80685                       |


Quality Truck Parts – 12 Month No Hassle Warranty!

|   |  |   |   |
|---|--|---|---|
|                              | <b>Low Pressure Switch, 2-6PSI, Peterbilt</b><br>Part# ETP-16-05054                        |   | <b>Turn Signal Switch, Peterbilt</b> Part#<br>ETP-TL30300                                     |
|    | <b>Low Pressure Switch, 65-75PSI, 1/8\" NPT, 2 terminal</b><br>Part# ETP-FSC1749-1907      |    | <b>Toggle Switch, Momentary Contact, 3 terminal</b><br>Part# ETP-16-04831                     |
|    | <b>Low Pressure Switch, 60PSI, 1/4\" NPT, 1 terminal</b><br>Part# ETP-505027C1             |    | <b>Toggle Switch, 2 position, Single Pole, Single Throw, 2 terminal</b><br>Part# ETP-16-03399 |
|                              | <b>Spare Rocker LED Switch, Single Pole</b><br>Part# ETP-Q2760314K8ESS1AH1                 |   | <b>Toggle Switch, 2 Position, Double Pole, Single Throw, 4 terminal</b><br>Part# ETP-16-06657 |
|  | <b>Stop Light Switch, 3-5PSI, Haldex Style, 1/4\" NPT, 2 terminal</b><br>Part# ETP-286404N |  | <b>Window Lift Switch, Drivers Side</b><br>Peterbilt Part# ETP-16-09209                       |
|  | <b>Stop Light Switch, 3-5PSI, Haldex Style, 1/4\" NPT, 2 terminal</b><br>Part# ETP-BE13250 |  | <b>Window Lift Switch, Passenger Side, Peterbilt</b><br>Part# ETP-16-09210                    |
| <b>PHOTO<br/>COMING SOON</b>  | <b>Stoplight Switch, 5PSI, PACCAR</b><br>Part# ETP-BA2485                                  |   |   |
|                            | <b>Turn Signal Switch, Peterbilt (1987-1998)</b><br>Part# ETP-16-06432                     |   |   |
|                            | <b>Turn Signal Switch, Multi Functional, Mack</b><br>Part# ETP-1MR574                      |   |   |
|                            | <b>Turn Signal Switch, Multi Functional, PACCAR</b><br>Part# ETP-P27-1067                  |   |   |

Quality Truck Parts – 12 Month No Hassle Warranty!

## ≈ Engines & Emissions


### AFTERTREATMENT SYSTEMS



**Doser Injector - Urea Injector - ISX, ISC & ISL Engines**  
Part# ETP-2888173


### FILTERS

#### Air Filters




**Air Filter, PowerCore, Kenworth**  
Part# ETP-P616056

#### Cabin Air Filters




**Cabin Air Filter (10-1/2" x 10-1/2" x 1") - Freightliner**  
Part# ETP-P609422




**Cabin Air Filter, (10-3/4" x 8" x 5/16"), Peterbilt & Kenworth**  
Part# ETP-23-15619




**Cabin Air Filter, Peterbilt & Kenworth**  
Part# ETP-F37-1018



**Cabin Air Filter (10" x 8" x 1"), Peterbilt**  
Part# ETP-5S014010



**Cabin Air Filter (8-15/16" x 7-7/8" X 1-3/16"), Peterbilt & Kenworth**  
Part# ETP-X1987001




**Cabin Air Filter W/Frame (12-1/2" x 9" x 1/2"), Peterbilt**  
Part# ETP-5X013817




**Inlet Air Filter (10" x 10" x 1"), Mack**  
Part# ETP-3543-H-9638


#### DEF (UREA)Filters



**DEF Filter Kit, Peterbilt/Freightliner**  
Part# ETP-4388378



**DEF Filter Kit, Volvo FH/FM**  
Part# ETP-5303604





**DEF Filter W/Cap, Freightliner**  
Part# ETP-A0001420289


Quality Truck Parts – 12 Month No Hassle Warranty!

## ENGINE





### Air Compressors & Components



|  |   |
|--|---|
|   | Accessory Drive Support Gasket, Wabco Compressors, Cummins ISX<br>- Part# ETP-4965690 |
|   | Air Compressor (Wabco NS318), NEW No Core, Cummins ISX -<br>Part# ETP-9111535100      |
|  | O-Ring, Air Compressor Mounting, Caterpillar C13 Engines - Part# ETP-2233505          |

### Electrical Engine Components

|   |   |
|---|---|
|  | Starter Solenoid Magnetic, 4-Post/100AMP/12V<br>Part# ETP-LNSAZ4201BR |
|---|---|

### Engine Components


|   |  |
|---|--|
|  | Cylinder Head Bolt, 12 point (7.6" L), Caterpillar 3406E, C15 Engines<br>Part# ETP-1241855 |
|  | Cylinder Head Bolt, 12 point, Caterpillar 3406<br>Part# ETP-1241854                        |
|  | Cylinder Liner O-Ring Kit, (Single Cylinder), Caterpillar 3406<br>Part# ETP-1609874        |
|  | Rear Main Crankshaft Seal, Caterpillar<br>Part# ETP-1425868                                |

|  |   |
|--|---|
|  | Rod Bearing, Caterpillar<br>Part# ETP-3285573                         |
|  | Vibration Damper Assembly, Caterpillar 3406, C15<br>Part# ETP-1678126 |

### EGR System Components

|  |   |
|--|---|
|    | DEF Doser Fluid Pump Module, 12V, Peterbilt/Kenworth/International - Part# ETP-4387304            |
|   | EGR Cooler Install Kit, D12 Engines, Volvo VHD, VNM & VNL<br>Part# ETP-85110346                   |
|  | EGR Exhaust Flex Pipe Gasket, Air Inlet, Kenworth / PACCAR MX Engine Models - Part# ETP-1917870PE |
|  | EGR Exhaust Flex Pipe Gasket, Air Inlet, PACCAR MX Engines<br>Part# ETP-1786103PE                 |
|  | EGR Exhaust Gasket, Kenworth T660 W/MX Engine<br>Part# ETP-2035973PE                              |
|  | EGR Valve Intake Connection Gasket, EPA13 6.7L ISB/QSB<br>Part# ETP-4932615                       |

### Exhaust Manifold Components

|  |   |
|--|---|
|  | Exhaust Manifold Bolt, Cummins ISX (Job Requires Qty 12)<br>Part# ETP-4965698 |
|--|---|



Quality Truck Parts – 12 Month No Hassle Warranty!





|  |   |
|--|---|
|   | <b>Exhaust Manifold Gasket, Cummins ISC/ISL</b><br>Part# ETP-5269779                                  |
|   | <b>Exhaust Manifold Gasket, Cummins ISX</b><br>Part# ETP-5486657                                      |
|   | <b>Exhaust Manifold Gasket, PACCAR MX Engines</b><br>Part# ETP-2138143PE                              |
|  | <b>Exhaust Manifold Spacer, 2", Caterpillar 3406B, 3406C, C3406E, C15 Engines</b> - Part# ETP-1083612 |
|   | <b>Exhaust Manifold Stud, Taperlock, Caterpillar C9, C12 &amp; C13 Engines</b><br>Part# ETP-1163715   |
|   | <b>Exhaust Sleeve Gasket, Caterpillar C11, C15, C16, C18 &amp; 3406E</b><br>Part# ETP-2818261         |

## Fuel System Components







|   |   |
|---|---|
|  | <b>Fuel Check Valve, Caterpillar</b><br>Part# ETP-2812725   |
|  | <b>Fuel Injector Actuator O-Ring, Caterpillar</b><br>Part# ETP-2147567                            |
|  | <b>Fuel Injector O-Ring Seal Kit, (Single Fuel Injector), Caterpillar C12</b> - Part# ETP-2245797 |

|  |   |
|--|---|
|    | <b>Fuel Primer Pump W/Gasket, Caterpillar 3406A, B, C, E, C12 &amp; C15 Engines</b> - Part# ETP-1375541 |
|    | <b>Fuel Primer Pump W/Gasket, Caterpillar 3406B, C, E, C15 Engines</b> - Part# ETP-1052508              |
| <b>PHOTO</b><br>COMING SOON  | <b>Fuel Shutoff Valve, Cummins ISX/QSX Engines</b><br>Part# ETP-4389457                                 |
|   | <b>Injector Lifter Assembly, Caterpillar C10, C12 &amp; C13</b><br>Part# ETP-2027475                    |
|  | <b>Injector Lifter Assembly, Caterpillar C10, C12 &amp; C13</b><br>Part# ETP-2511005                    |

## Motor Mounts & Engine Bushings








|   |  |
|---|--|
|  | <b>Front Engine Bushing/Rebound Washer (0.5"ID &amp; 3.5"OD), Peterbilt / Kenworth</b><br>Part# ETP-K066-404 |
|   | <b>Motor Mount Bushing, Peterbilt</b><br>Part# ETP-05-10197  |
|   | <b>Motor Mount Bushing, Volvo VN/VNL &amp; WG64</b><br>Part# ETP-8077380                                     |
|   | <b>Motor Mount Kit, Rear, Kenworth</b><br>Part# ETP-11760  |

Quality Truck Parts – 12 Month No Hassle Warranty!

|   |   |
|---|---|
|                                | <b>Motor Mount, Front, Kenworth</b><br>Part# ETP-K066-407   |
|                                | <b>Motor Mount, Front, Peterbilt/<br/>Kenworth</b><br>Part# ETP-05-16401  |
|                                | <b>Motor Mount, International, CAT<br/>3406, Cummins NTC &amp; Detroit<br/>6V92 &amp; 6L71</b> - Part# ETP-470031C2 |
|                                | <b>Motor Mount, Rear, Peterbilt</b><br>Part# ETP-12448TBG   |
|                              | <b>Motor Mount, Rubber, Kenworth</b><br>Part# ETP-05-08968  |
|  | <b>Motor Mount, Two-Piece Design,<br/>5/8\"ID, Peterbilt 379</b><br>Part# ETP-MR1001                                |

## Oil System Components

|   |  |
|---|--|
|  | <b>Oil Cooler Assembly, Caterpillar<br/>3406E, C15</b><br>Part# ETP-OR9056 |
|  | <b>Oil Cooler Assembly, Caterpillar<br/>C15</b><br>Part# ETP-10R2112       |
|  | <b>Oil Cooler O-Ring, Caterpillar<br/>3406E, C15</b><br>Part# ETP-1090077  |







|  |  |
|--|--|
| <b>PHOTO<br/>COMING SOON</b>   | <b>Oil Drain Plug W/O-Ring, PACCAR<br/>MX (Single Use)</b><br>Part# ETP-1982821PE                                  |
|    | <b>Oil Fill Cap, Cummins ISX, ISX15,<br/>ISZ13, QSX15</b><br>Part# ETP-3687932                                     |
|    | <b>Oil Filter Base Housing O-Ring,<br/>Caterpillar</b><br>Part# ETP-1135304  |
|    | <b>Oil Level Gauge Plug, Caterpillar<br/>C15</b><br>Part# ETP-1656170  |
|  | <b>Oil Pan Gasket - Cummins ISX<br/>2003-2020</b><br>Part# ETP-4026684   |
|  | <b>Oil Pan Gasket, Caterpillar C11/<br/>C13</b><br>Part# ETP-2173673   |
|   | <b>Oil Pan Gasket, Caterpillar C12</b><br>Part# ETP-1095308  |
|  | <b>Oil Pan Gasket, Caterpillar C15</b><br>Part# ETP-1685248  |
|  | <b>Oil Pan, Steel, 10-12 gallon<br/>Capacity, Both Front &amp; Rear<br/>Sump, Cummins ISX</b><br>Part# ETP-4952540 |



Quality Truck Parts – 12 Month No Hassle Warranty!

### Thermostats & Components

|   |  |
|---|--|
|  | <b>Thermostat (208°F/98°C), Caterpillar C9, C12 C15 C16, 3400 &amp; 3500 Engines</b> - Part# ETP-2477133 |
|  | <b>Thermostat (91C), PACCAR MX Engines</b><br>Part# ETP-2124041PE  |
|  | <b>Thermostat Seal, Caterpillar 3406A, B, C, E, C12 &amp; C15 Engines</b><br>Part# ETP-3S9643            |

### Turbo System Components

|  |   |
|--|---|
|   | <b>Turbo Exhaust Lock Nut, Caterpillar</b><br>Part# ETP-2N2766                                |
|   | <b>Turbo Flange Seal, 2-Bolt, Caterpillar</b><br>Part# ETP-1986068                            |
|   | <b>Turbo Mounting Gasket, Caterpillar 3406, C15</b><br>Part# ETP-1S4295                       |
|   | <b>Turbo Mounting Stud, M10-1.5 x 60mm Caterpillar</b><br>Part# ETP-4298242                   |
|  | <b>Turbo Mounting Stud, Taperlock, 3/8"-16UNC x 1-11/16"L, Caterpillar</b> - Part# ETP-2N9288 |
|   | <b>Turbo Mounting Stud, Taperlock, 3/8"-16UNC x 2-5/32"L, Caterpillar</b> - Part# ETP-3139550 |

|  |  |
|--|--|
|  | <b>Turbo Mounting Stud, Taperlock, 3/8"-16UNC x 4", Caterpillar</b><br>Part# ETP-1061792 |
|                   | <b>Turbo Oil Line O-Ring, 4.262" OD, Caterpillar</b><br>Part# ETP-6V6353                 |

### Valve Cover Components






|  |  |
|--|--|
|    | <b>Valve Cover Gasket, PACCAR MX Engines</b><br>Part# ETP-1924761PE          |
|   | <b>Valve Cover Isolation Seal, 3 meters, Caterpillar</b><br>Part# ETP-5P5678 |
|  | <b>Valve Cover Isolation Seal, Caterpillar</b><br>Part# ETP-2429537          |

## EXHAUST & ACCESSORIES





### DPF Clamps & Gaskets










|   |  |
|---|--|
|  | <b>DPF Gasket - 6.25" - ISX, MX13 Engines</b><br>Part# ETP-2880215                   |
|                                   | <b>DPF Exhaust Clamp, Cummins ISX</b><br>Part# ETP-2880213                           |
|                                   | <b>DPF Exhaust Clamp, MX-13 Engines, Peterbilt / Kenworth</b><br>Part# ETP-2011939PE |

Quality Truck Parts – 12 Month No Hassle Warranty!

|   |  |
|---|--|
|    | <b>DPF Exhaust Gasket, 4" Circular, PACCAR MX</b><br>Part# ETP-2866636                 |
|    | <b>DPF Exhaust Gasket, 5" Circular, Cummins ISB</b><br>Part# ETP-2866337               |
|    | <b>DPF Exhaust Gasket, 6.49", International</b><br>Part# ETP-2593986C1                 |
|    | <b>DPF Exhaust Gasket, Exhaust Outlet Connection, Cummins ISX</b><br>Part# ETP-2880214 |
|  | <b>DPF Filter Gasket, 13" Circular, Volvo VNL/VNM/VT Models</b><br>Part# ETP-2871453   |






## Exhaust Pipes

|   |   |
|---|---|
|  | <b>Exhaust Elbow, 5" Dia. X 90 DEG, Peterbilt / Kenworth</b><br>Part# ETP-EP50EL90123A  |
|  | <b>Exhaust Elbow, 5" ID/OD X 90 DEG, Aluminized Steel</b><br>Part# ETP-EP50EL90124A   |
|  | <b>Exhaust Elbow, 5" ID/OD X 90 DEG, Peterbilt</b><br>Part# ETP-EP50EL90120A  |
|  | <b>Exhaust Flex Bellow Kit, 4" X 4" (Flange) X 12.50"L, Includes Bellow, Clamps &amp; Gaskets, Cummins ISX</b><br>Part# ETP-EBKW11865 |

|  |   |
|--|---|
|    | <b>Exhaust Flex Pipe, 5" X 12" Length, 18GA, 304 Stainless Steel</b><br>Part# ETP-EF5012S |
|    | <b>Exhaust Flex Pipe, 5" X 18" Length, 18GA, 304 Stainless Steel</b><br>Part# ETP-EF5018S |
|    | <b>Exhaust Flex Pipe, 5" X 24" Length, 18GA, 304 Stainless Steel</b><br>Part# ETP-EF5024S |
|    | <b>Exhaust Flex Pipe, 5" x 25FT, Galvanized</b><br>Part# ETP-50300G                       |
| <b>PHOTO</b><br>COMING SOON  | <b>Exhaust Y-Adapter, 15"L X 5" ID/OD</b><br>Part# ETP-50YTUBE                            |
|  | <b>Exhaust Y-Pipe, 5" ID X 5" OD, Aluminized Steel, Peterbilt</b><br>Part# ETP-14-13055   |
|  | <b>Exhaust Y-Pipe, 5" ID/OD, Aluminized Steel, Peterbilt</b><br>Part# ETP-14-15353-0150   |
| <b>PHOTO</b><br>COMING SOON  | <b>Exhaust Pipe, 5" ID/OD X 58 DEG, Steel Chromed</b><br>Part# ETP-EP50EL58101C           |
|  | <b>Exhaust Pipe, 5" ID/OD X 65 Deg, W/Hole for Pyrometer</b><br>Part# ETP-14-14256        |
|  | <b>Exhaust Rear Tail Pipe, 3.5" ID, Freightliner</b><br>Part# ETP-04-21421-000            |
|  | <b>Exhaust Turbo Elbow, 5" Diameter, Peterbilt</b><br>Part# ETP-14-13822                  |


Quality Truck Parts – 12 Month No Hassle Warranty!

## Exhaust Mounting Components

|  |   |
|--|---|
|   | <b>Exhaust Hanger Bracket Assembly, Peterbilt</b><br>Part# ETP-14-13846               |
|   | <b>Exhaust Mount Bushing</b><br>Part# ETP-M13-1009                                    |
|    | <b>Exhaust Mount Bushing (High Temp), 7/16" ID</b><br>Part# ETP-M13-6001              |
|      | <b>Exhaust Mount Bushing, 1-15/16" OD X 15/32" ID, Kenworth</b><br>Part# ETP-M13-1011 |
|  | <b>Exhaust Mount Bushing, 1-5/16" OD X 3/8" ID - Peterbilt</b><br>Part# ETP-14-14656  |

## EXHAUST CLAMPS








### Constant Torque Clamps

|  |   |
|--|---|
|  | <b>Exhaust Constant Torque Clamp, 2-5/16" to 3-1/4" (#44)</b><br>Part# ETP-CT9444 |
|--|---|

### Flat Band Clamps

|   |   |
|---|---|
|  | <b>Exhaust Clamp, Flat Band Stainless Steel</b> |
|   | 3" - Part# ETP-EC30EST                          |
|   | 3 1/2" - Part# ETP-EC35EST                      |
|   | 4" - Part# ETP-EC40EST                          |
|   | 5" - Part# ETP-EC50EST                          |
| 6" - Part# ETP-EC60EST  |   |

## Pre-Formed Clamps

|   |  |
|---|--|
|            | <b>Exhaust Clamp, 3", Preformed Aluminized</b><br>Part# ETP-EC30PLA          |
|    | <b>Exhaust Clamp, 3", Preformed Stainless Steel</b><br>Part# ETP-EC30PLS     |
|            | <b>Exhaust Clamp, 3-1/2", Preformed Aluminized</b><br>Part# ETP-EC35PLA      |
|   | <b>Exhaust Clamp, 3-1/2", Preformed Stainless Steel</b><br>Part# ETP-EC35PLS |
| <b>PHOTO<br/>COMING SOON</b>  |  |
|          | <b>Exhaust Clamp, 4", Preformed Aluminized</b><br>Part# ETP-EC40PLA          |
|  | <b>Exhaust Clamp, 4", Preformed Stainless Steel</b><br>Part# ETP-EC40PLS     |
|          | <b>Exhaust Clamp, 5", Preformed Aluminized</b><br>Part# ETP-EC50PLA          |
|  | <b>Exhaust Clamp, 5", Preformed Stainless Steel</b><br>Part# ETP-EC50PLS     |



Quality Truck Parts – 12 Month No Hassle Warranty!

## Narrow Band Clamps

|   |  |
|---|--|
|  | <b>Exhaust Clamp, 4" Narrow Band, Aluminized</b><br>Part# ETP-EC40AA |
|  | <b>Exhaust Clamp, 5" Narrow Band, Aluminized</b><br>Part# ETP-EC50AA |

## Round Guillotine Clamps

|   |   |
|---|---|
| <b>PHOTO</b><br>COMING SOON   | <b>Exhaust Clamp, 3", Round Guillotine Double Saddle, Zinc</b><br>Part# ETP-EC30FBZ     |
| <b>PHOTO</b><br>COMING SOON   | <b>Exhaust Clamp, 3-1/2", Round Guillotine Double Saddle, Zinc</b><br>Part# ETP-EC35FBZ |
|  | <b>Exhaust Clamp, 4", Round Guillotine U-Bolt, Zinc</b><br>Part# ETP-EC40GZ             |
| <b>PHOTO</b><br>COMING SOON   | <b>Exhaust Clamp, 4", Round Guillotine Double Saddle, Zinc</b><br>Part# ETP-EC40FBZ     |
| <b>PHOTO</b><br>COMING SOON   | <b>Exhaust Clamp, 4", Round Guillotine Double Saddle, Chrome</b> - Part# ETP-EC40FBC    |
|  | <b>Exhaust Clamp, 5", Round Guillotine Double Saddle, Zinc</b><br>Part# ETP-EC50FBZ     |
|  | <b>Exhaust Clamp, 5", Round Guillotine Double Saddle, Chrome</b> - Part# ETP-EC50FBC    |

|                             |  |
|-----------------------------|--|
| <b>PHOTO</b><br>COMING SOON | <b>Exhaust Clamp, 6", Round Guillotine Double Saddle, Zinc</b><br>Part# ETP-EC60FBZ  |
| <b>PHOTO</b><br>COMING SOON | <b>Exhaust Clamp, 6", Round Guillotine Double Saddle, Chrome</b> - Part# ETP-EC60FBC |









## V-Band Clamps











|  |   |
|--|---|
| <b>PHOTO</b><br>COMING SOON  | <b>Exhaust V-Band Clamp, 3.69", PACCAR</b><br>Part# ETP-1976452PE                         |
|   | <b>Exhaust V-Band Clamp, 4.13" X 0.75"</b><br>Part# ETP-2415885                           |
|  | <b>Exhaust V-Band Clamp, 4.75"</b><br>Part# ETP-90-0012                                   |
|  | <b>Exhaust V-Band Clamp, 5.25" X 0.75"</b><br>Part# ETP-2484841                           |
|  | <b>Exhaust V-Band Clamp, 5.88"</b><br>Part# ETP-90-0013                                   |
|  | <b>Exhaust V-Band Clamp, 6.2" X 1", Common Use on CUMMINS ISC/ISL</b> - Part# ETP-2880212 |
|  | <b>Turbo Outlet V-Band Clamp, 4.25" ID</b><br>Part# ETP-102408                            |

Quality Truck Parts – 12 Month No Hassle Warranty!

|   |  |
|---|--|
|  | <b>Turbo Band Clamp, 2.69" to 3"</b><br>Part# ETP-23-12201-250 |
|  | <b>Turbo V-Band Clamp, 3.25"</b><br>Part# ETP-3683144          |

### FLYWHEELS

|   |   |
|---|---|
|    | <b>Cat 3116 / 3126 (134 Teeth/17" Ring Gear O.D.)</b><br>Part# ETP-1265875                        |
|   | <b>Cat C15, C16, C18, 3406 (113 Teeth/19.1" Ring Gear O.D.)</b><br>Part# ETP-2569653              |
|  | <b>Cummins 5.9-B (173 Teeth/17.5" Ring Gear O.D.)</b><br>Part# ETP-4933458                        |
|  | <b>Cummins ISX Signiture 600 (113 Teeth/20" Ring Gear O.D.)</b><br>Part# ETP-3680922              |
|  | <b>Cummins L-10 / M-11 (103 Teeth/17.4" Ring Gear O.D.)</b><br>Part# ETP-3071615                  |
|  | <b>Cummins NT855 / N14 (103 Teeth/17.4" Ring Gear O.D.)</b><br>Part# ETP-3071535                  |
|  | <b>Cummins NT855 / N14 - Pot Style (103 Teeth/17.4" Ring Gear O.D.)</b><br>Part# ETP-3016495      |
|  | <b>Detroit Diesel - MBE 4000 Series (160 Teeth/19.134" Ring Gear O.D.)</b> - Part# ETP-4600300305 |

|  |   |
|--|---|
|    | <b>Detroit Diesel DD15 - Automatic (160 Teeth/19.125" Ring Gear O.D.)</b> - Part# ETP-A4710300705 |
|    | <b>Detroit Diesel DD15 - Manual (160 Teeth/19.125" Ring Gear O.D.)</b> - Part# ETP-A4720301105    |
|    | <b>Detroit Series 60 (118 Teeth/20" Ring Gear O.D.)</b><br>Part# ETP-23514177                     |
|    | <b>Mack E7 (118 Teeth/19.9" Ring Gear O.D.)</b><br>Part# ETP-530GB3145BM                          |
|   | <b>Mack E7-E Tech (117-2 Notched Teeth/19.9" Ring Gear O.D.)</b><br>Part# ETP-530GB3170M          |
|  | <b>Mack MP7 (153 Teeth/19-3/8" Ring Gear O.D.)</b><br>Part# ETP-21514061                          |
|  | <b>Navistar 6.9L / 7.3L (137 Teeth/17" Ring Gear O.D.)</b><br>Part# ETP-1809144c91                |
|  | <b>Navistar 7.3L 444E (137 Teeth/17.4" Ring Gear O.D.)</b><br>Part# ETP-1818214c91                |
|  | <b>Navistar DD466e (138 Teeth/17.4" Ring Gear O.D.)</b><br>Part# ETP-1821915c91                   |
|  | <b>Volvo I-Shift &amp; Mack (153 Teeth/19.4" Ring Gear O.D.)</b><br>Part# ETP-21184666            |

Quality Truck Parts – 12 Month No Hassle Warranty!

## WATER PUMPS



**Water Pump, 74-Tooth Gear,  
Flat Gear, Caterpillar 3406 B/C  
Engines** - Part# ETP-10R0482



**Water Pump, Caterpillar C13  
ACERT, E345D, E349D, 345C, C11  
Engines** - Part# ETP-10R2129



**Water Pump, Caterpillar C15-C18  
(1997-2007) Engines**  
Part# ETP-10R8660



**Water Pump, Straight Tooth, 5.9\"/>  
Impeller Opening, Caterpillar  
C15** - Part# ETP-10R0484



**Water Pump, Freightliner (DD13  
& D15) Engines**  
Part# ETP-EA4722000401



**Water Pump, International**  
Part# ETP-1817687C91



**Water Pump, International  
DT466A & DT466B Engines**  
Part# ETP-685155C95



**Water Pump, International  
VT365, 4100 & 4200 Med Duty  
& BE200, CE200, 300 & RE300  
School Buses** - Part# ETP-1845002C91



**Water Pump, Navistar  
MAXXFORCE 7/6.4L Engines**  
Part# ETP-7081213C92

Quality Truck Parts – 12 Month No Hassle Warranty!

## ≈ Engine Cooling



### POLY RIB BELT NUMBERING SYSTEM

POLY RIB BELTS



Elite Truck Parts  
 ↓  
 Number of Ribs  
 P = Poly Rib  
 ↓  
 K = Section  
 ↓  
 Effective Length in mm

## POLY RIB BELTS

### 6 Rib - Poly Rib Belts

- 1310mm (51.57") - Part# ETP-6PK1310
- 1311mm (51.61") - Part# ETP-D84-3061310
- 1335mm (52.56") - Part# ETP-6PK1335
- 1365mm (53.74") - Part# ETP-6PK1365
- 1420mm (55.91") - Part# ETP-6PK1420
- 1440mm (56.69") - Part# ETP-6PK1440
- 1460mm (57.48") - Part# ETP-6PK1460
- 1535mm (60.43") - Part# ETP-6PK1535
- 1547mm (60.91") - Part# ETP-6PK1547
- 1550mm (61.02") - Part# ETP-6PK1550
- 1615mm (63.58") - Part# ETP-6PK1615
- 1620mm (63.78") - Part# ETP-6PK1620
- 1742mm (68.58") - Part# ETP-6PK1742
- 2170mm (85.43") - Part# ETP-6PK2170

### 7 Rib - Poly Rib Belts

- 1935mm (76.18") - Part# ETP-7PK1935

### 8 Rib - Poly Rib Belts

- 1460mm (57.48") - Part# ETP-8PK1460
- 1725mm (67.91") - Part# ETP-8PK1725
- 1780mm (70.08") - Part# ETP-8PK1780
- 1815mm (71.46") - Part# ETP-8PK1815
- 1880mm (74.02") - Part# ETP-8PK1880
- 1930mm (75.98") - Part# ETP-8PK1930
- 1938mm (76.299") - Part# ETP-8PK1938
- 1955mm (76.97") - Part# ETP-8PK1955
- 2005mm (78.94") - Part# ETP-8PK2005
- 2053mm (80.83") - Part# ETP-8PK2053
- 2082mm (81.97") - Part# ETP-8PK2082
- 2095mm (82.48") - Part# ETP-8PK2095
- 2135mm (84.05") - Part# ETP-8PK2135
- 2170mm (85.43") - Part# ETP-8PK2170
- 2325mm (91.54") - Part# ETP-8PK2325
- 2350mm (92.92") - Part# ETP-8PK2350
- 2400mm (94.49") - Part# ETP-8PK2400
- 2420mm (95.28") - Part# ETP-8PK2420
- 2427mm (95.55") - Part# ETP-8PK2427
- 2465mm (97.05") - Part# ETP-8PK2465
- 2515mm (99.02") - Part# ETP-8PK2515
- 2600mm (102.36") - Part# ETP-8PK2600

### 10 Rib - Poly Rib Belts

- 1187mm (46.73") - Part# ETP-10PK1187
- 2215mm (87.20") - Part# ETP-10PK2215
- 2375mm (93.50") - Part# ETP-10PK2375
- 2405mm (94.68") - Part# ETP-10PK2405
- 2525mm (99.41") - Part# ETP-10PK2525

Quality Truck Parts – 12 Month No Hassle Warranty!

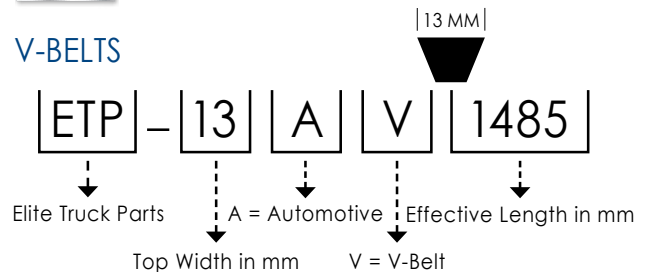
### 12 Rib - Poly Rib Belts

- 1161mm (45.71") - Part# ETP-12PK1161
- 1212mm (47.72") - Part# ETP-12PK1212
- 1228mm (48.35") - Part# ETP-12PK1228
- 1448mm (57.01") - Part# ETP-12PK1448
- 1640mm (64.57") - Part# ETP-12PK1640
- 2137mm (84.13") - Part# ETP-12PK2137
- 2165mm (85.24") - Part# ETP-12PK2165
- 2180mm (85.83") - Part# ETP-12PK2180
- 2215mm (87.20") - Part# ETP-12PK2215
- 2290mm (90.16") - Part# ETP-12PK2290
- 2490mm (98.03") - Part# ETP-12PK2490
- 2500mm (98.43") - Part# ETP-12PK2500
- 2640mm (103.94") - Part# ETP-12PK2640
- 2665mm (104.92") - Part# ETP-12PK2665
- 2860mm (112.60") - Part# ETP-12PK2860
- 2310mm (90.94") - Part# ETP-12PK2310

### V-BELTS



#### V-BELT NUMBERING SYSTEM



- 17/32 TW X 30 EL (30") - Part# ETP-13AV0762
- 17/32 TW X 30-1/2 EL (30.50") - Part# ETP-13AV0775
- 17/32 TW X 39 EL (38.98") - Part# ETP-13AV0990
- 17/32 TW X 41-1/2 EL (41.54") - Part# ETP-13AV1055
- 17/32 TW X 42 EL (41.93") - Part# ETP-13AV1065
- 17/32 TW X 42-1/2 EL (42.52") - Part# ETP-13AV1080
- 17/32 TW X 45 EL (45.08") - Part# ETP-13AV1145
- 17/32 TW X 45-1/2 EL (45.47") - Part# ETP-13AV1155
- 17/32 TW X 46 EL (46.06") - Part# ETP-13AV1170
- 17/32 TW X 51 EL (50.98") - Part# ETP-13AV1295
- 17/32 TW X 53-1/2 EL (53.54") - Part# ETP-13AV1360
- 17/32 TW X 54-1/2 EL (54.53") - Part# ETP-13AV1385
- 17/32 TW X 55 EL (54.92") - Part# ETP-13AV1395
- 17/32 TW X 57 EL (57.09") - Part# ETP-13AV1450
- 17/32 TW X 58 EL (58.07") - Part# ETP-13AV1475
- 17/32 TW X 58-1/2 EL (58.46") - Part# ETP-13AV1485
- 17/32 TW X 59 EL (53.3") - Cummins - Part# ETP-17590
- 17/32 TW X 59 EL (59.06") - Part# ETP-13AV1500
- 17/32 TW X 61 EL (61.02") - Part# ETP-13AV1550
- 22/32 TW X 53 EL (52.95") - Part# ETP-15AV1345
- 22/32 TW X 54 EL (53.94") - Part# ETP-15AV1370
- 22/32 TW X 54-1/2 EL (54.53") - Part# ETP-15AV1385
- 22/32 TW X 56-1/2 EL (56.50") - Part# ETP-15AV1435
- 28/32 TW X 47-1/2 EL (47.44") - Part# ETP-20AV1205
- 28/32 TW X 48 EL (48.03") - Part# ETP-20AV1220



## BELT PULLEYS & TENSIONERS

### Idler Pulleys

|   |  |
|---|--|
|  | <b>Caterpillar 3126B, E, 3406E, C12, C15 &amp; C16</b><br>Part# ETP-1979641      |
|  | <b>Caterpillar 3126E, 3406E, C7, C9, C11, C13 &amp; C15</b><br>Part# ETP-1979642 |
|  | <b>Cummins ISX, 6 Groove</b><br>Part# ETP-3689465                                |

|  |   |
|--|---|
|  | <b>Kenworth T680 W/MX13</b><br>Part# ETP-2019364PE                                  |
|  | <b>Mack CHU/CXU/GU/Granite/MR &amp; Volvo D13/VHD/VNL/UNM</b><br>Part# ETP-21454379 |
|  | <b>PACCAR MX-13</b><br>Part# ETP-1853658PE  |
|  | <b>PACCAR MX13 - Peterbilt 579/ Kenworth T680</b><br>Part# ETP-1943947PE            |

### Belt Tensioner Assemblies

|   |  |
|---|--|
|  | <b>Caterpillar 3116, 3126B, E, 3406E, C15 &amp; C16</b><br>Part# ETP-2178938                               |
|  | <b>Caterpillar 3406E, C13, C15 &amp; C16</b><br>Part# ETP-3477963  |
|  | <b>Cummins ISX &amp; ISL</b><br>Part# ETP-3690067  |
|  | <b>Cummins ISX &amp; QSX</b><br>Part# ETP-3691282  |
|  | <b>Freightliner Cascadia/Century/ Columbia/Cornado/FL114/M2 &amp; IH 4700/4900</b> - Part# ETP-A4722001070 |

## HOSE CLAMPS





|  |   |
|--|---|
|  | <b>Hose Clamp W/liner, #10 (1.2" x 1.5" x 1.5")</b><br>Part# ETP-9210HC |
|  | <b>Hose Clamp W/liner, #12 (1.3" x 1.4" x 1.5")</b><br>Part# ETP-9212HC |

## RADIATORS, CONDENSERS, & CAC

### Radiator/Surge Tank Caps

|  |  |
|--|--|
|  | <b>Coolant Reservoir Cap, Peterbilt / Kenworth</b><br>Part# ETP-N5349002         |
|  | <b>Coolant Surge Tank Cap, 15PSI, Peterbilt / Kenworth</b><br>Part# ETP-N5348001 |





Quality Truck Parts – 12 Month No Hassle Warranty!

|  |  |
|--|--|
|   | <b>Coolant Surge Tank Cap, 15PSI, International</b><br>Part# ETP-3578833C3 |
|   | <b>Radiator Cap, 10PSI, Peterbilt / Kenworth</b><br>Part# ETP-RC1040       |
|   | <b>Radiator Cap, 15PSI, Peterbilt / Kenworth</b><br>Part# ETP-RC1540       |
|  | <b>Radiator Cap, 16PSI, Peterbilt / Kenworth</b><br>Part# ETP-RC1630       |




### Coolant Surge Tank Reservoirs

|   |   |
|---|---|
|  | <b>Coolant Surge Tank Reservoir, Peterbilt 579 / Kenworth T680 &amp; T880</b> - Part# ETP-DR104004      |
|  | <b>Coolant Surge Tank Reservoir W/ Check Valve &amp; Cap, Peterbilt / Kenworth</b> - Part# ETP-N5346001 |
|  | <b>Coolant Surge Tank Reservoir, Freightliner Cascadia 2018+</b><br>Part# ETP-A05-32836-000             |
|  | <b>Coolant Surge Tank Reservoir, International</b><br>Part# ETP-2508700C93                              |
|  | <b>Coolant Supply Tube, Peterbilt</b><br>Part# ETP-V88-1107   |

### Radiator Mounts & Bushings


|   |   |
|---|---|
|   | <b>Motor/Radiator Mount Rubber, (5/8"ID X3"OD), Peterbilt / Kenworth</b> - Part# ETP-07-03286 |
|   | <b>Radiator Mount (Harris) Bushing, Peterbilt 357/359</b><br>Part# ETP-07-02552               |
|   | <b>Radiator Mount Bushing, Peterbilt 357-385</b><br>Part# ETP-07-05861-2                      |
|  | <b>Radiator Mount, Flang 1/4" Nipple, Pete/KW/Freightliner/ Mack</b> - Part# ETP-13-03096     |

### Charge Air Coolers

|  |   |
|--|---|
|  | <b>Charge Air Cooler, Aluminum, 4.0" Inlet/4.0" Outlet, Peterbilt / Kenworth</b> - Part# ETP-N4095002             |
|  | <b>Charge Air Cooler, Aluminum, 4.5" Inlet/4.5" Outlet, Peterbilt</b><br>Part# ETP-05-17631                       |
| <b>PHOTO</b><br>COMING SOON  | <b>Charge Air Cooler, Aluminum, 4.0" Inlet/4.5" Outlet, Pete/ Freightliner Conventional</b><br>Part# ETP-F31-6049 |
|  | <b>Charge Air Cooler, Aluminum, 4.0" Inlet/4.5" Outlet, Peterbilt / Kenworth</b> - Part# ETP-N4101002             |


Quality Truck Parts – 12 Month No Hassle Warranty!

### Condensers

|   |  |
|---|--|
|  | <b>Condenser, Parallel Flow, KW T400, T450, T470, T600, T600A &amp; T600B (1995-2000)</b> - Part# ETP-K122-125 |
|  | <b>Condenser, Peterbilt 579 / Kenworth T680</b><br>Part# ETP-Z9206001  |
|  | <b>Condenser (Tube &amp; Fin), Peterbilt 357, 377, 378, 379 &amp; 385</b><br>Part# ETP-18-04015                |

### Radiators (Frames NOT Included)

|   |  |
|---|--|
|  | <b>Radiator, Plastic/Aluminum, Peterbilt 335-365-367 / Kenworth T800-T880</b> - Part# ETP-N3985003                   |
|  | <b>Radiator, Plastic/Aluminum, Peterbilt 367-379-388-389/ KW W900-W900B</b> - Part# ETP-N9414003                     |
|  | <b>Radiator, Aluminum/Aluminum, Frame NOT Included, Pete 387-587-367 / KW T700-T680-T2000</b><br>Part# ETP-N3800003  |
|  | <b>Radiator, Plastic/Aluminum, Frame NOT Included, Peterbilt 384 &amp; 386 / Kenworth W900</b><br>Part# ETP-N4028001 |
|  | <b>Radiator, Plastic/Aluminum, Frame NOT Included, Pete 579 / KW T680</b> - Part# ETP-HK179001                       |







**Radiator, Framed 3 Row - Pete 357-385 (95'-02'); 378-379 (95'-04')** - Part# ETP-07-06657A011




**Radiator, Framed 4 Row - Peterbilt 357, 378, 379 & 385; Freightliner Conventionals**  
Part# ETP-07-06657A041

## SILICONE HOSES

### Silicone Charge Air Cooler Hoses


|  |   |
|--|---|
|      | <b>Charge Air Cooler Silicone Hose, 4"ID X 6"L</b><br>Part# ETP-D50-6039                    |
|   | <b>Charge Air Cooler Silicone Cold Air Return Hose, 4"ID X 6.5"L</b><br>Part# ETP-1020-0001 |
|     | <b>Charge Air Cooler Silicone Hot Air Return Hose, 4"ID X 6"L</b><br>Part# ETP-3558834C2    |
|  | <b>Charge Air Cooler Silicone Elbow, 2.50" X 90 Degree</b><br>Part# ETP-F04-6006            |
|    | <b>Charge Air Cooler Hose Kit, (2 Hot - 2 Cold - 8 Clamps)</b><br>Part# ETP-CACKIT          |

### Silicone Heater Hose - 25 Ft Rolls

|  |  |
|--|--|
|  | <b>1"</b> - Part# ETP-D1030-3950X25<br><b>3/4"</b> - Part# ETP-D1030-3883X25<br><b>3/8"</b> - Part# ETP-D1029-2934X25<br><b>5/8"</b> - Part# ETP-D1030-3710X25 |
|--|--|

Quality Truck Parts – 12 Month No Hassle Warranty!

## Silicone Radiator Hose - 3 Ft Sections




|   |                                 |
|---|---------------------------------|
|  | <b>1.25"</b> - Part# ETP-HE2364 |
|   | <b>1.5"</b> - Part# ETP-HE2468  |
|   | <b>2"</b> - Part# ETP-HE2546    |
|   | <b>2.25"</b> - Part# ETP-HE2585 |
|   | <b>2.5"</b> - Part# ETP-HE2650  |
|   | <b>3"</b> - Part# ETP-HE2728    |

## Silicone Radiator Hoses




|  |  |
|--|--|
|   | <b>Lower Elbow - 2.50" X 45 Degree</b><br>Part# ETP-F50-1548 |
|  | <b>Upper Hose - 2.5" Diameter</b><br>Part# ETP-F50-6308      |

## ≈ Fifth Wheel

### ACCESSORIES

|  |  |
|--|--|
|                          | <b>Slider Coiled Hose Kit</b><br>Part# ETP-RK2500-10         |
| <b>PHOTO</b><br>COMING SOON  | <b>King Pin Lock</b><br>Part# ETP-KPL702                     |
|                         | <b>Poly Slick Disk Snap Ring Lock</b><br>Part# ETP-7100R     |
|  | <b>Poly Slick Disc, 32" W/ Lock Ring</b><br>Part# ETP-7100WR |

### BUSHINGS & REBUILD KITS

|  |   |
|--|---|
|                        | <b>Slider Coiled Hose Kit</b><br>Part# ETP-BSH-LLB            |
| <b>PHOTO</b><br>COMING SOON  | <b>King Pin Lock</b><br>Part# ETP-SK75014-01                  |
|                        | <b>Poly Slic Disk Snap Ring Lock</b><br>Part# ETP-RK35107296  |
|  | <b>Poly Slick Disc, 32" W/ Lock Ring</b><br>Part# ETP-RK351AL |

Quality Truck Parts – 12 Month No Hassle Warranty!

### ≈ HVAC

#### COMPRESSOR ASSEMBLIES



**2 Groove, Ear Mount, 12V, 2-wire, 4.9" Clutch Dia., R134A, Peterbilt, Kenworth and Freightliner**  
Part# ETP-4041



**6 Groove, Direct Mount, 12V, 2-wire, 4.92" Clutch Dia., R134A, Peterbilt, International**  
Part# ETP-4815



**2 Groove, Ear Mount, 12V, 1-wire, 5.25" Clutch Dia., R134A, Peterbilt, Kenworth, IH, Mack, Freightliner** - Part# ETP-LE1620

PHOTO  
COMING SOON

**8 Groove, Direct Mount, 12V, 2-wire, R134A, Peterbilt, Kenworth**  
Part# ETP-LE0111



**No Clutch, 12V, R143A, LH Suction/Tube O-ring, York, Kenworth, IH, Freightliner**  
Part# ETP-LC2100



**2 Groove, Ear Mount, 12V, 2-wire, 4.9" Clutch Dia., R134A, Peterbilt, Kenworth**  
Part# ETP-18-04088



**6 Groove, Direct Mount, 12V, 2-wire, 4.9" Clutch Dia., R134A, Peterbilt**  
Part# ETP-F69-6003-121



**6 Groove, Direct Mount, 12V, 2-wire, 4.9" Clutch Dia., R134A, Peterbilt, Kenworth, Freightliner**  
Part# ETP-F69-6003-122

#### RECEIVER DRYERS & ACCUMULATORS



**Accumulator, 6" X 6" x 4", Peterbilt/Freightliner**  
Part# ETP-18-03837



**Accumulator, Pad Mount, Peterbilt Applications**  
Part# ETP-18-04171



**Receiver Drier 3-5/32" D x 7-25/32" L, International**  
Part# ETP-3670-134C



**Receiver Drier, Freightliner**  
Part# ETP-A22-69799-000



**Receiver Drier, High Capacity W/ Moisture Indicator, Kenworth**  
Part# K251-571



**Receiver Drier, High Capacity, International**  
Part# ETP-JA19600



**Receiver Drier, Metric M10 Ports, Peterbilt**  
Part# ETP-F37-6018



Quality Truck Parts – 12 Month No Hassle Warranty!

|                             |   |
|-----------------------------|---|
|                             | <b>Receiver Drier, Pad Mount, 3"D x 10.25"L, Peterbilt, Kenworth</b><br>Part# ETP-F37-1022-200              |
| <b>PHOTO</b><br>COMING SOON | <b>Receiver Drier, Pat Mount, International</b><br>Part# ETP-3542577C2                                      |
|                             | <b>Receiver Drier, Sight Glass &amp; Service Valve Top, High Capacity, Freightliner</b> - Part# ETP-JA22600 |
|                             | <b>Receiver Drier, Stat-O-Seal Inlet &amp; Outlet, Freightliner</b><br>Part# ETP-A22-63992-001              |

|  |  |
|--|--|
|  | <b>Blower Motor W/O Wheel, 12V, Single Speed, Strap/Stud Mounted, Rotates Clockwise, Peterbilt, Freightliner, Western Start, Volvo</b> Part# ETP-SR2000054 |
|  | <b>Blower Motor with Wheel, Plate mounted, 12V, Single Speed, Vented, Rotates Clockwise, Freightliner</b> - Part# ETP-RA1015                               |
|  | <b>Blower Motor Wheel, Rotates Clockwise, Includes Clip, International</b> - Part# ETP-HC14050   |

## BLOWER MOTORS & ACCESSORIES

|  |  |
|--|--|
|  | <b>Blower Motor with Wheel, 12V, Single Speed, Rotates Clockwise, International, Volvo</b><br>Part# ETP-3542611C2            |
|  | <b>Blower Motor W/O Wheel, 12V, Rotates Clockwise, Peterbilt 357 &amp; 375-379 Series (1998-2016)</b><br>Part# ETP-SR2000010 |
|  | <b>Blower Motor, Double Shaft, Vented, Strap Mounted, PM Rotation</b><br>Part# ETP-SR2000009                                 |
|  | <b>Blower Motor, Flange Mounted, Single Speed, Vented, International</b> - Part# ETP-1669786C1                               |

## EXPANSION VALVES & ASSY

|  |  |
|--|--|
|  | <b>A/C Expansion Valve Assembly, 1.5 Ton, (M10 &amp; M12 Ports), Kenworth</b> - Part# ETP-540446 |
|  | <b>A/C Expansion Valve Assembly, 1.5 Ton, Kenworth, Mack, Volvo</b><br>Part# ETP-EA10660         |
|  | <b>A/C Expansion Valve Assembly, 2 Ton, Freightliner</b><br>Part# ETP-W2073001                   |
|  | <b>A/C Expansion Valve Assembly, 2 Ton, International</b><br>Part# ETP-EA14000                   |
|  | <b>A/C O-Ring Service Assortment Kit (#6, #8, #10 &amp; #12)</b><br>Part# ETP-VH11600            |
|  | <b>Expansion Valve Orifice Tube Filter, Red, Peterbilt</b><br>Part# ETP-EC2500-01S               |

Quality Truck Parts – 12 Month No Hassle Warranty!

## HVAC ACTUATORS



**Actuator, Heater Water Shut-Off Valve, Piano Type, Rotary, 104° Max Travel, Peterbilt Sleeper Models** - Part# ETP-MA0200-01S



**Actuator, Air Door, 2-pin, 12V, Peterbilt 385 & 387**  
Part# ETP-T6892003



**Actuator, Air Door, 2-pin, 12V, Yellow E Series, Piano Type, Peterbilt 330, 357, 378, 378, 379 & 385** - Part# ETP-MB0200-01S



**Actuator, Air Door, 12V, Red C Series (Fresh Air), Piano Type, Peterbilt 330, 357, 378, 379 & 385**  
Part# ETP-MB0201-01S

## SWITCHES & RESISTORS



**A/C Pressure Switch, Fan Override (High-side), Closes at 270PSI/Opens at 200PSI, Normally Open, Peterbilt, Kenworth** - Part# ETP-18-03836



**A/C Pressure Switch, High Side Switch, Closes 330-370PSI/Opens 180-240PSI, Normally Closed, Pete, KW** Part# ETP-18-03835



**A/C Pressure Switch, Cycling Switch, Normally Open, On/OFF (23/47PSI), Pete** - Part# ETP-18-04331



**Blower Motor Resistor, 3 Spd, 3 Terminal, 12V, W2 152C Fuse, Intl, KW, Freightliner, Volvo**  
Part# ETP-SR2000035



**Blower Motor Resistor, 4 Terminal, 12V, Peterbilt, Kenworth** - Part# ETP-P93CAA3100-01S



**Blower Motor Resistor, 5 Terminal, 4 Speed, 12V, 121C Fuse, International**  
Part# ETP-CA10700



**HVAC Temperature Control Knob, Peterbilt**  
Part# ETP-121-0001-000



**HVAC Temperature Control Knob, Kenworth**  
Part# ETP-FD1240

## HVAC MISCELLANEOUS



**6" Chrome Dash Fan, 3-Position (OFF/Low/High Functions), Swivel base, Universal Applications**  
Part# ETP-HD1020

Quality Truck Parts – 12 Month No Hassle Warranty!

## ≈ Hydraulic







### HYDRAULIC MOTORS













**Hydraulic Motor, Char-Lynn Design, Standard Rotation, Straight Shaft Size 1.25", 4-Bolt Flange, Ports: 1-1/16"-12 & 7/16"-20 UNF - Part# ETP-109-1101**

### PTO & ACCESSORIES

#### Hydraulic/PTO Access. & Components

|   |  |
|---|--|
|  | <b>Nipple - 1" Male To 1-1/4" Female</b><br>Part# ETP-WC161  |
|  | <b>1" Wing Coupler</b><br>Part# ETP-WC162  |
|  | <b>1.25" Suction Hose - 800Psi - SAE 100R4 - 50Ft Roll</b><br>Part# ETP-HR4-20-50                                      |
|  | <b>PTO Output Shaft Oil Seal, 2.506" X 1.625", FF &amp; XF Flange, Chelsea 442 &amp; 489 Series - Part# ETP-28P219</b> |
|  | <b>Bearing Cap, 4 Pilot, Rotatable - NS8 Series - (Muncie TG8 Series)</b><br>Part# ETP-14T39143                        |
|  | <b>PTO Metric Stud Kit - 825 (HD) Series (Chelsea 880) &amp; 847 Series (Chelsea 489) - Part# ETP-7170-68X</b>         |

|  |   |
|--|---|
|    | <b>PTO Standard Stud Kit 8-Hole Standard - 825 (Hd) (Chelsea 880) &amp; Ns8 (Muncie Tg8 Series) - Part# ETP-328170-200X</b>   |
|    | <b>Hydraulic Reservoir Cap W/Chain</b><br>Part# ETP-57XL40  |
|    | <b>PTO Shift Cover Gasket - 635 Series (Chelsea 442), 6Ls (Chelsea 221) &amp; 825 Series (Chelsea 489) - Part# ETP-35-P-8</b> |
|    | <b>PTO Air Shifter Cover - 1 &amp; 4 Position - Ns8 Series - (Muncie Tg8 Series) - Part# ETP-16TA3803</b>                     |
|  | <b>Air Shift Cover Assembly - 649 Series (Chelsea 442) &amp; 835 Series (Chelsea 489) - Part# ETP-329361X</b>                 |
|  | <b>PTO Air Shifter Kit - Chelsea Replacement - Part# ETP-329648X</b>  |
|   | <b>PTO Air Shift &amp; Air Dump Pump Combo Valve - Chelsea Series</b><br>Part# ETP-329358X                                    |
|  | <b>Air Shift Cylinder</b><br>Part# ETP-ACM300   |
|  | <b>Dump Pump Air Shifter Kit (C101 &amp; C102 Dump Pumps)</b><br>Part# ETP-329341X  |
|  | <b>PTO Indicator Switch, Normally Closed - 655 Series (Chelsea 442) 841 Series (Chelsea 489) - Part# ETP-379652</b>           |

Quality Truck Parts – 12 Month No Hassle Warranty!

|  |   |
|--|---|
|   | <b>PTO Indicator Switch, Normally Open</b> - 654 Series (Chelsea 442) 840 Series (Chelsea 489) & Ns8 Series (Muncie Tg8) - Part# ETP-379639 |
|   | <b>PTO/Pump Combo Valve W/ Install Kit</b><br>Part# ETP-AVC295-8  |
|   | <b>PTO Rebuild Kit, NS8 Series Components (Replacement for Muncie TG8 Series)</b><br>Part# ETP-TGRBKA1                                      |
|  | <b>Air Control Valve - Positive Locking 2 Position, 3 Way, Chelsea Design</b> - Part# ETP-328863X   |

## Hydraulic Tanks

|   |  |
|---|--|
|  | <b>Hydraulic Tank Kit, 15 GAL, Steel W/Baffles, Side Mount, Black, 16"L x 14"W x 16"H</b> - Part# ETP-A3150  |
|  | <b>Hydraulic Tank Kit, 25 GAL, Aluminum, Saddle Mount W/SS Straps, Rear Bottom Ports, 24"D x 15"L, Includes Sight Temperature Gauge</b><br>Part# ETP-A4525-DS90-STSS |
|  | <b>Hydraulic Tank Kit, 35 GAL, Aluminum, Saddle Mount, 24"D x 19"L</b> - Part# ETP-A4535   |
|  | <b>Hydraulic Tank Kit, 50 GAL, Aluminum, Side Mount, 24"D x 27"L</b> - Part# ETP-A4500   |

|  |   |
|--|---|
|    | <b>Hydraulic Tank Kit, 50 GAL, Aluminum, Upright, Diamond Plate W/ Baffles, 34"L x 13"W x 26"H</b><br>Part# ETP-A4000 |
|    | <b>Hydraulic Tank Kit, 50 GAL, Steel W/Brackets, Black, 24"D x 27"L</b><br>Part# ETP-A3500                            |
|    | <b>Hydraulic Tank Kit, 50 GAL, Steel, Upright, Black, 34"L x 13"W x 26"H</b> - Part# ETP-A3000                        |
|   | <b>Hydraulic Tank Kit, 70 GAL, Aluminum, Upright, Diamond Plate W/ Baffles, 50"L x 13"W x 26"H</b><br>Part# ETP-A4070 |
|  | <b>Hydraulic Tank Kit, 75 GAL, Aluminum, Saddle Mount, 24"D x 39"L</b> - Part# ETP-A4575                              |

## Hydraulic Pumps

|  |  |
|--|--|
| <b>PHOTO</b><br>COMING SOON  | <b>Hydraulic Dump Pump, C Series Direct Mount, CCW, 7/8"-13 Tooth</b><br>Part# ETP-C102                                      |
|  | <b>Hydraulic Dump Pump, C Series Direct Mount, CW, Includes Air Shifter Cylinder, 7/8" 13 Tooth</b> -<br>Part# ETP-C102R25AS |
|  | <b>Hydraulic Dump Pump, C-Series Direct Mount W/Air Shift Cylinder, CCW, 7/8"-13 Tooth Shaft</b> - Part# ETP-C102AS          |



Quality Truck Parts – 12 Month No Hassle Warranty!

|   |   |
|---|---|
|    | <b>Hydraulic Dump Pump, C-Series Remote Mount, Bi-Rotational, 1" Diameter Keyed Shaft</b><br>Part# ETP-C101T                                  |
|    | <b>Hydraulic Dump Pump, G-Series Direct Mount W/Air Shift Cylinder</b><br>Part# ETP-3089310903  |
|    | <b>Hydraulic Pump, Combo Dump Pump (2000PSI) or Walking Floor (3000PSI), Includes Air Shifter on Control Valve</b><br>Part# ETP-DG20ZL-AS2532 |
|   | <b>Hydraulic Pump, Bi-Rotational, 2500PSI - 15GPM At 1000RPM, Parker/Muncie P20 Dowel Models</b> - Part# ETP-PK15-2BSBB                       |
|  | <b>Hydraulic Pump, Bi-Rotational, 2500PSI - 17GPM At 1000RPM, Parker/Muncie P20 Dowel Models</b> - Part# ETP-PK17-2BSBB                       |
|  | <b>Hydraulic Pump, Bi-Rotational, 2500PSI - 25GPM At 1000RPM, Parker/Muncie P51 Dowel Models</b> - Part# ETP-PL25-2BPBB                       |
|  | <b>Hydraulic Pump, Bi-Rotational, 2500PSI - 27GPM At 1000RPM, Parker/Muncie P51 Dowel Models</b> - Part# ETP-PL27-2BPBB                       |
| <b>PHOTO<br/>COMING SOON</b>  | <b>Hydraulic Pump, Bi-Rotational, 2500PSI - 27GPM At 1000RPM, Parker/Muncie P51 Dowel Models</b> - Part# ETP-PL27-2BSBB                       |


|   |   |
|---|---|
|   | <b>Hydraulic Pump, Bi-Rotational, 3000PSI - 8GPM At 1000RPM, 1.97CID, Parker/Muncie P20 Dowel Models</b> - Part# ETP-PK8-2BPBB                              |
|   | <b>Hydraulic Pump, Bi-Rotational, 3000PSI - 17GPM At 1000RPM, 13 Spline, 3.94CID, 2" Gear Width</b><br>Part# ETP-3089110266                                 |
|   | <b>Hydraulic Pump, Bi-Rotational, 3000PSI - 19GPM At 1000RPM, Parker/Muncie P51 Dowel Models</b> - Part# ETP-PL19-2BPBB                                     |
|  | <b>Hydraulic Pump, Bi-Rotational, 3000PSI - 27GPM At 1000RPM, NPT 2-1/2" Gear, Parker 5151 Parker P Series Direct Mount</b><br>Part# ETP-P5151A231AAXK25-14 |

## Hydraulic PTOs

### 6 Hole Direct Mount

|   |   |
|---|---|
|  | <b>Air Shift (Chelsea 442), 19/24 Ratio, 7/8"-13 Tooth</b><br>Part# ETP-625R8HAXA3AL  |
|  | <b>Air Shift (Chelsea 442), 21/37 Ratio, 7/8"-13 Tooth</b><br>Part# ETP-625R5HAXA3AL  |
|  | <b>Air Shift (Chelsea 442), 26/20 Ratio, 7/8"-13 Tooth</b><br>Part# ETP-625R14SEXA3AL |









### 8 Hole Direct Mount

|  |   |
|--|---|
|  | <b>Air Shift</b><br>Part# ETP-NSTG8SU6808A1KX |
|--|---|



Quality Truck Parts – 12 Month No Hassle Warranty!

|  |   |
|--|---|
|    | <b>Air Shift W/O install Kit, 19/24 Ratio, 7/8"-13 Tooth</b><br>Part# ETP-825R8HAXB5AL  |
|    | <b>Air Shift W/O Install Kit, 21/37 Ratio, 7/8"-13 Tooth</b><br>Part# ETP-825R5HAXB3AL  |
|    | <b>Air Shift W/O Install Kit, 23/35 Ratio, 7/8"-13 Tooth</b><br>Part# ETP-825R6HAX-B5AL |
|   | <b>Air Shift, 19/24 Ratio, 7/8"-13 Tooth</b><br>Part# ETP-825RHAXA3AL                   |
|                   | <b>Air Shift, 21/37 Ratio</b><br>Part# ETP-825R5HAXA3AL                                 |
|  | <b>Air Shift, 21/37 Ratio, 7/8"-13 Tooth</b><br>Part# ETP-825R5HAXA5AL                  |
|  | <b>Air Shift, 22/24 Ratio, 7/8"-13 Tooth</b><br>Part# ETP-825R9HAXA3AL                  |
| PHOTO<br>COMING SOON   | <b>Air Shift, 23/35 Ratio (716:1), Metric Stud</b><br>Part# ETP-825M6HAXA5AL            |
| PHOTO<br>COMING SOON   | <b>Air Shift, 23/35 Ratio, 7/8"-13 Tooth</b><br>Part# ETP-825R6HAXA3AL                  |
|  | <b>Air Shift, 25/34 Ratio, 7/8"-13 Tooth</b><br>Part# ETP-825M7HAXA3AL                  |




|   |  |
|---|--|
|  | <b>Air Shift, 25/34 Ratio, 7/8"-13 Tooth, Metric Stud, Ratio (691:1)</b><br>Part# ETP-825M7HAXA5AL |
|    | <b>Air Shift, 25/34 Ratio, 7/8"-13 Tooth</b><br>Part# ETP-825R7HAXA3AL                             |
|    | <b>Air Shift, 25/34 Ratio, 7/8"-13 Tooth</b><br>Part# ETP-825R7HAXA5AL                             |
| <b>8 Hole Remote Mount</b>  |  |
|                 | <b>Air Shift, 19/24 Ratio, 1-1/4" Keyed Shaft for Driveshafts</b><br>Part# ETP-825R8HAXA3DS        |
|                | <b>Air Shift, 24/22 Ratio, 1-1/4" Keyed Shaft for Driveshafts</b><br>Part# ETP-825R12HAXA3DS       |
|                | <b>Air Shift, 25/34 Ratio, 1-1/4" Keyed Shaft for Driveshafts</b><br>Part# ETP-825R7HAXA3DS        |
|                | <b>Air Shift, 22/24 Ratio, 1-1/4" Keyed Shaft for Driveshafts</b><br>Part# ETP-825M9HAXA5DS        |
| <b>10 Hole Direct Mount</b>   |  |
|   | <b>PTO - 10 Hole Direct Mount, Air Shift, 28/44 Ratio</b><br>Part# ETP-277XDFJP-B5RB               |

Quality Truck Parts – 12 Month No Hassle Warranty!





## ≈ Safety, Security, & Accessories




### SAFETY, SECURITY, & ACCESSORIES

#### Document Holders







|   |  |
|---|--|
|    | <b>Document Holder, Tube Style W/ Rubber End Caps</b><br>Part# ETP-158CK |
|   | <b>Document Holder W/Twist Lock Lid</b><br>Part# ETP-97960               |
|  | <b>Aluminum Manifest Box, Hinged Top</b><br>Part# ETP-JK200              |

#### Safety Accessories



|   |  |
|---|--|
|  | <b>Wheel Chock, 10" X 8" X 6", Rubber W/Eyebolt</b><br>Part# ETP-1000WC                              |
|  | <b>Emergency Warning Triangle Kit, 3 Piece with Storage Case</b><br>Part# ETP-1005                   |
|  | <b>Conspicuity Tape, 2" x 150' Roll (11" Red x 7" Silver)</b><br>Part# ETP-98332                     |
|  | <b>Wheel Check Indicators, 10PC, Fluorecent Yellow, Short Pointe Style, 33MM</b> - Part# ETP-WCI33PY |

|  |   |
|--|---|
|  | <b>Wheel Check Indicators, 10PC, Fluorecent Yellow, Original Style, 33MM</b> - Part# ETP-WCI33Y |
|  | <b>Electric Horn With Bracket, Hi-Note</b><br>Part# ETP-3523182C92                              |
|  | <b>Electric Horn W/Bracket, Low-Note</b><br>Part# ETP-3523179C92                                |

#### Warning Flags & Accessories

|  |   |
|--|---|
|   | <b>18" X 84" Mesh Oversize Load Banner With Grommets &amp; Rope</b><br>Part# ETP-AVM104 |
|    | <b>18" X 84" Mesh Oversize Load Banner With Bungee</b><br>Part# ETP-AVMB104             |
|    | <b>15" Black Cable Tie</b><br>Part# ETPCT05512  |
|                  | <b>18" X 18" Red Jersey Flag With Bungee</b><br>Part# ETP-FB300C                        |
|               | <b>18" X 18" Orange Jersey Flag With Bungee</b><br>Part# ETP-FB700C                     |
|  | <b>18" X 18" Red Jersey Flag With Dowel 3/4" x 30"</b><br>Part# ETP-FS300C              |

Quality Truck Parts – 12 Month No Hassle Warranty!

|   |  |
|---|--|
| PHOTO<br>COMING SOON  | <b>18" X 18" Red Jersey Flag With Wire Loop</b><br>Part# ETP-FW300C      |
| PHOTO<br>COMING SOON  | <b>18" X 18" Orange Jersey Flag With Wire Loop</b><br>Part# ETP-FW700C   |
| PHOTO<br>COMING SOON  | <b>Red Safety Flag Only, For Quick Mount Kit</b><br>Part# ETP-FZR300C    |
|    | <b>Orange Safety Flag Only, For Quick Mount Kit</b><br>Part# ETP-FZR700C |
|  | <b>Magnetic Flag Holder, 90#</b><br>Part# ETP-MFH101                     |

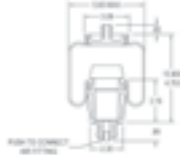

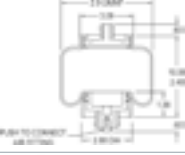

## ≈ Steering & Suspension

### AIR SPRINGS & ACCESSORIES

#### Air Spring Accessories

|                      |  |
|----------------------|--|
| PHOTO<br>COMING SOON | <b>Air Spring Bracket, Aluminum, Kenworth Airglide 100</b><br>Part# ETP-K048-449 |
|----------------------|--|

#### Cab Air Springs


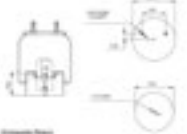


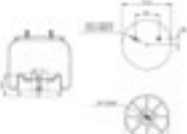

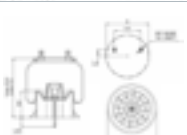
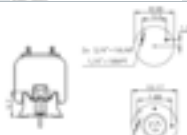




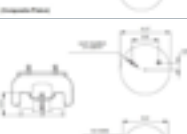


|  |   |
|--|---|
|   | <b>Cab Air Spring, Peterbilt 387 (29-06016)</b><br>Part# ETP-29-06016                 |
|  | <b>Cab Air Spring, Peterbilt Uni-Built Sleeper (29-03200)</b><br>Part# ETP-7036       |
|  | <b>Cab Air Spring, Kenworth Aerocab (T81-1000)</b><br>Part# ETP-7109                  |
|   | <b>Cab Air Spring, Freightliner Century Class ST (18-40977-000)</b><br>Part# ETP-7215 |

#### Air Springs

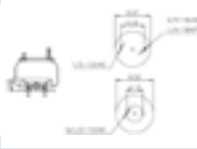
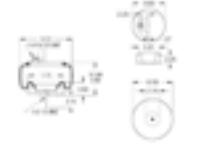
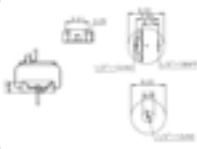


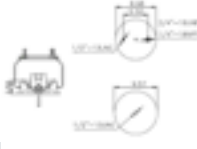


##### Rolling Lobe

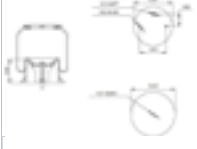


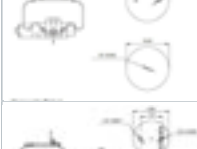



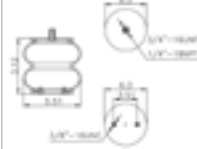
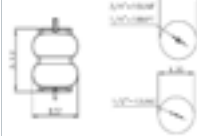
|  |  |
|--|--|
|  | <b>Rolling Lobe, Freightliner</b><br>Part# ETP-9780A |
|--|--|

Quality Truck Parts – 12 Month No Hassle Warranty!

|   |  |  |   |
|---|--|--|---|
|    | <b>Rolling Lobe, Hendrickson (HAS-360/400/402/460) (57122-2)</b> - Part# ETP-9373          |    | <b>Rolling Lobe, Hendrickson Trailer (VANTRAAX) (S22948)</b><br>Part# ETP-8713            |
|    | <b>Rolling Lobe, Hendrickson (HT-230T)</b><br>Part# ETP-9270                               |    | <b>Rolling Lobe, Hendrickson Truck (60271-2 / Mack (57WI57M))</b><br>Part# ETP-9663       |
|    | <b>Rolling Lobe, Hendrickson (S25873) / Watson &amp; Chalin (AS-0159)</b> - Part# ETP-8774 |    | <b>Rolling Lobe, Hendrickson/Reyco/Ridewell (S4771/23631-01/AS-0039)</b> - Part# ETP-8050 |
|    | <b>Rolling Lobe, Hendrickson (S28929)</b><br>Part# ETP-9978                                |    | <b>Rolling Lobe, Holland / Neway</b><br>Part# ETP-9974                                    |
|  | <b>Rolling Lobe, Hendrickson Trailer (HT-250T/U, S20124)</b><br>Part# ETP-9265             |  | <b>Rolling Lobe, Holland / Neway (90557157/90557301)</b><br>Part# ETP-9935                |
|  | <b>Rolling Lobe, Hendrickson Trailer (INTRAAX 250)</b><br>Part# ETP-8091                   |  | <b>Rolling Lobe, Holland / Neway (AR250-12, 16, 17)</b><br>Part# ETP-8749                 |
|  | <b>Rolling Lobe, Hendrickson Trailer (INTRAAX AA230)</b><br>Part# ETP-8709                 | <b>PHOTO</b><br>COMING SOON  | <b>Rolling Lobe, Holland / Neway / Watson (AS-0054)</b><br>Part# ETP-9366                 |
|  | <b>Rolling Lobe, Hendrickson Trailer (S20127)</b><br>Part# ETP-9580                        | <b>PHOTO</b><br>COMING SOON  | <b>Rolling Lobe, Holland / Timpte Trailer</b><br>Part# ETP-9974M                          |
|  | <b>Rolling Lobe, Hendrickson Trailer (S22045)</b><br>Part# ETP-8755                        | <b>PHOTO</b><br>COMING SOON  | <b>Rolling Lobe, Holland/Neway (90557173/90557223)</b><br>Part# ETP-8204                  |
| <b>PHOTO</b><br>COMING SOON   | <b>Rolling Lobe, Hendrickson Trailer (S23720)</b><br>Part# ETP-9626                        | <b>PHOTO</b><br>COMING SOON  | <b>Rolling Lobe, Kenworth Air Glide 100 (K303-6, K303-14, K303-15)</b><br>Part# ETP-9422M |

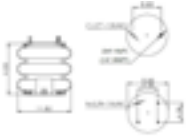
Quality Truck Parts – 12 Month No Hassle Warranty!


|   |   |
|---|---|
|    | <b>Rolling Lobe, Kenworth Airglide 100 (K303-6, K303-14, K303-15)</b><br>Part# ETP-9422     |
|    | <b>Rolling Lobe, Kenworth Airglide 200/230/400/460</b><br>Part# ETP-9541                    |
| <b>PHOTO<br/>COMING SOON</b>  | <b>Rolling Lobe, Kenworth Airglide 200/400 (C81-1004)</b><br>Part# ETP-9547                 |
|   | <b>Rolling Lobe, Kenworth Airglide 200/460/690</b><br>Part# ETP-9622                        |
|  | <b>Rolling Lobe, Navistar (2027911C1 &amp; C2)</b><br>Part# ETP-9648                        |
|  | <b>Rolling Lobe, Navistar (3541731C1)</b><br>Part# ETP-1191                                 |
| <b>PHOTO<br/>COMING SOON</b>  | <b>Rolling Lobe, New Flyer Bus</b><br>Part# ETP-8497  |
|  | <b>Rolling Lobe, Neway / Holland (90557372/50857000)</b><br>Part# ETP-9807                  |
|  | <b>Rolling Lobe, Neway / Holland (AR92-12 &amp; 14) / Watson (AS-0090)</b> - Part# ETP-9921 |
|  | <b>Rolling Lobe, Peterbilt Flex Air / Kenworth Airglide 380</b><br>Part# ETP-8813           |

|  |  |
|--|--|
|    | <b>Rolling Lobe, Peterbilt Low Air Leaf (03-07887)</b><br>Part# ETP-8852                         |
|    | <b>Rolling Lobe, Peterbilt Low Air Leaf (03-08716)</b><br>Part# ETP-8864                         |
|    | <b>Rolling Lobe, Peterbilt Rear Air Trac</b><br>Part# ETP-9069                                   |
|   | <b>Rolling Lobe, Trailer Meritor (MPA &amp; RHP11)</b><br>Part# ETP-8729                         |
|  | <b>Rolling Lobe, Volvo (3934699/8079902)</b><br>Part# ETP-8829                                   |
|  | <b>Rolling Lobe, Watson &amp; Chalin (AS-0057)</b><br>Part# ETP-9370                             |
| <b>Rolling Double Lobe</b>   |  |
|  | <b>Rolling Double Lobe, Hendrickson (005079)</b><br>Part# ETP-7659                               |
| <b>PHOTO<br/>COMING SOON</b>   | <b>Rolling Double Lobe, Hendrickson /Ridewell/Watson (S3518/S5270/AS-0020)</b><br>Part# ETP-6905 |
|  | <b>Rolling Double Lobe, Hendrickson Trailer/Aux (S14486/003317)</b> - Part# ETP-7795             |
|  | <b>Rolling Double Lobe, Watson / Ridewell (AS-0058)</b><br>Part# ETP-6897                        |



Quality Truck Parts – 12 Month No Hassle Warranty!



| Rolling Triple Lobe  |   |
|--|---|
| PHOTO<br>COMING SOON   | <b>Rolling Triple Lobe, Granning</b><br>Part# ETP-7996                                |
| PHOTO<br>COMING SOON   | <b>Rolling Triple Lobe, Hendrickson</b><br>Part# ETP-8042                             |
| PHOTO<br>COMING SOON   | <b>Rolling Triple Lobe, Hendrickson Aux Axle</b><br>Part# ETP-8008                    |
|  | <b>Rolling Triple Lobe, Hendrickson Trailer/Aux (S14487/003316)</b><br>Part# ETP-8033 |

| LEAF SPRINGS  |   |
|---|---|
|  | <b>2 Leaf, 2 Pad, Steer Axle Spring, Peterbilt</b><br>Part# ETP-B81-6003          |
| PHOTO<br>COMING SOON  | <b>2 Leaf, 3 Pad, Drive Axle Spring, Peterbilt</b><br>Part# ETP-03-06996          |
| PHOTO<br>COMING SOON  | <b>2 Leaf, Low Air Leaf Air Ride, Z-Spring, Peterbilt</b><br>Part# ETP-03-07640   |
| PHOTO<br>COMING SOON  | <b>4 Leaf, Taper Spring, 21K, Peterbilt</b><br>Part# ETP-C81-6017                 |
| PHOTO<br>COMING SOON  | <b>4 Leaf, Tapered Spring, Steer Axle Spring, Kenworth</b><br>Part# ETP-K223-1125 |

|  |   |
|--|---|
|  | <b>Steer Axle, 2 Leaf Tapered Spring - P/2/P (4" Width), Kenworth</b><br>Part# ETP-HK48110-1440 |
|  | <b>2 Leaf, 4" Wide, Peterbilt/ Kenworth</b><br>Part# ETP-B81-6012-005                           |

## POWER STEERING PUMPS

### Power Steering Pump Accessories


|   |  |
|---|--|
|  | <b>Power Steering Pump Hydraulic Gasket, Cummins, Works with Vickers, TRW &amp; LUK Pumps</b><br>Part# ETP-4988280 |
|  | <b>Power Steering Reservoir Fill Cap, (2.15"H x 1.55"O.D)</b><br>Part# ETP-Q347367                                 |
| PHOTO<br>COMING SOON  | <b>Power Steering Reservoir Dipstick</b><br>Part# ETP-Q347137  |

### Power Steering Pumps

|                      |   |
|----------------------|---|
| PHOTO<br>COMING SOON | <b>2,000PSI, CCW, 3 Line, 2 Bolt Flange, CCW, 11 Tooth, (1" NPT Inlet, 1/2" NPT Tank Port, 3/4"-16 STD Thread), Interchangeable W/ Vickers Pumps - Part# ETP-10-02005</b> |
| PHOTO<br>COMING SOON | <b>2,175 PSI, 4.00GPM, 2-Line, 2 Bolt Flange, 11 Tooth, Cummins C10, C12, N14</b><br>Part# ETP-3187859  |

Quality Truck Parts – 12 Month No Hassle Warranty!

|                      |   |
|----------------------|---|
| PHOTO<br>COMING SOON | 2,175 PSI, 4.00GPM, CCW, 2 Line, 2 Bolt Flange, 11 Tooth, Cummins L10, M11 & Cat 3406<br>Part# ETP-33104SP                                |
| PHOTO<br>COMING SOON | 2,175 PSI, 4.23GPM, CW, 2-Line, 2 Bolt Flange, 11 Tooth, Freightliner Cascadia & Columbia Class - Part# ETP-33117SP                       |
| PHOTO<br>COMING SOON | 2,175 PSI, 4.25GPM, CCW, 2 Line, 2 Bolt Flange, 11 Tooth, Freightliner Century, Columbia, FLD & M2 (TRW Replacement)<br>Part# ETP-33101SP |
| PHOTO<br>COMING SOON | 2,175 PSI, 4.25GPM, CW, 11 Tooth, Freightliner FL Class (Cat 3406E/Cummins ISX) (TRW Replacement) - Part# ETP-33103SP                     |
| PHOTO<br>COMING SOON | 2,175 PSI, 7.40GPM, CW, 2-Line, 2 Bolt Flange, 11 Tooth, Peterbilt 377, 379, 386 & 387<br>Part# ETP-33116SP                               |


|  |   |
|--|---|
|    | Steering Gear, Freightliner M2, Cascadia, Columbia, Century, Cornado - Part# ETP-THP60008                           |
|    | Steering Gear, Freightliner M2, Cascadia, Columbia, Century, Cornado - Part# ETP-THP60010                           |
|    | Steering Gear, Kenworth T600, T660, T800, C500B, W900A, B1, L1, S - Part# ETP-TAS65090                              |
|   | Steering Gear, Peterbilt 330, 377, 378, 379 COE 362<br>Part# ETP-TAS65024   |
|  | Steering Gear, Peterbilt 365, 367, 384, 386, 388, 389 / Kenworth T440, T460, T600, T800, W900<br>Part# ETP-TAS65219 |
|  | Steering Gear, Volvo VN (2006-2014)<br>Part# ETP-THP60004   |

### STEERING GEARS - NEW - NO CORE

|   |   |
|---|---|
|  | Steering Gear Freightliner D2, Cascadia, Columbia, Century, Cornado<br>Part# ETP-THP60006 |
|  | Steering Gear Freightliner FLD, 112, 120<br>Part# ETP-TAS65004                            |


### SHOCKS

#### Shock Accessories

|  |   |
|--|---|
|  | Shock Mounting Stud - 5.75"<br>Part# ETP-02-02160 |
|--|---|


Quality Truck Parts – 12 Month No Hassle Warranty!

### Cab Shock Absorbers






|   |  |
|---|--|
|  | <b>Cab/Sleeper Shock Absorber, Kenworth T800, W900, W900B &amp; W900L</b> - Part# ETP-T71-1001   |
|  | <b>Cab/Sleeper Shock Absorber, 1.38" BORE, Peterbilt 367/377/379 W/Uni-Built Cab/389 W/70" Sleeper (2008) (Monroe 66145)</b> - Part# ETP-83008 |










### Shock Absorbers

|   |   |
|---|---|
|   | <b>Shock Absorber, 1.188" BORE (Monroe 66502)</b><br>Part# ETP-646155 |
|  | <b>Shock Absorber, 1.38" BORE (Monroe 66969)</b><br>Part# ETP-83126   |
|  | <b>Shock Absorber, 1.63" BORE (Monroe 65416)</b><br>Part# ETP-85000   |
|  | <b>Shock Absorber, 1.63" BORE (Monroe 65102)</b><br>Part# ETP-85001   |
|  | <b>Shock Absorber, 1.63" BORE (Monroe 65409)</b><br>Part# ETP-85003   |
|  | <b>Shock Absorber, 1.63" BORE (Monroe 65434)</b><br>Part# ETP-85012   |

|  |   |
|--|---|
|    | <b>Shock Absorber, 1.63" BORE (Monroe 65400)</b><br>Part# ETP-85033 |
|    | <b>Shock Absorber, 1.63" Bore (Monroe 66627)</b><br>Part# ETP-85045 |
|    | <b>Shock Absorber, 1.63" BORE (Monroe 65494)</b><br>Part# ETP-85061 |
|    | <b>Shock Absorber, 1.63" BORE (Monroe 65101)</b><br>Part# ETP-85062 |
|  | <b>Shock Absorber, 1.63" BORE (Monroe 65486)</b><br>Part# ETP-85066 |
|  | <b>Shock Absorber, 1.63" BORE (Monroe 65495)</b><br>Part# ETP-85067 |
|  | <b>Shock Absorber, 1.63" BORE (Monroe 65468)</b><br>Part# ETP-85069 |
|  | <b>Shock Absorber, 1.63" BORE (Monroe 65159)</b><br>Part# ETP-85070 |
|  | <b>Shock Absorber, 1.63" BORE (Monroe 65541)</b><br>Part# ETP-85119 |
|  | <b>Shock Absorber, 1.63" BORE (Monroe 65404)</b><br>Part# ETP-85310 |



Quality Truck Parts – 12 Month No Hassle Warranty!

|   |   |
|---|---|
|    | <b>Shock Absorber, 1.63" BORE (Monroe 65402)</b><br>Part# ETP-85311 |
|    | <b>Shock Absorber, 1.63" BORE (Monroe 65490)</b><br>Part# ETP-85724 |
|    | <b>Shock Absorber, 1.63" BORE (Monroe 65436)</b><br>Part# ETP-85900 |
|    | <b>Shock Absorber, 1.63" BORE (Monroe 65492)</b><br>Part# ETP-85931 |
|  | <b>Shock Absorber, 1.63" BORE (Monroe 65175)</b><br>Part# ETP-85989 |





|  |  |
|--|--|
|     | <b>Shackle Side Bar, Steer Axle, Peterbilt 386/387</b><br>Part# ETP-02-01747   |
|    | <b>Shackle Side Bar, Steer Axle, Peterbilt/Kenworth</b><br>Part# ETP-B20-6006  |
|     | <b>Shackle Spring Eye Bushing, 4", Kenworth</b><br>Part# ETP-5295  |
|    | <b>Shackle Spring Eye Bushing, Front 12K, 4-1/16"L x 1-3/4"O.D., Kenworth Front AG130</b><br>Part# ETP-B65-6005                  |
|  | <b>Shackle Spring Eye Bushing, Front 12K, Kenworth</b><br>Part# ETP-B65-1006   |
|  | <b>Shackle Spring Eye Bushing, Works with 4" Springs, Kenworth</b><br>Part# ETP-B65-1013   |
|   | <b>Shackle Spring Pin Bushing, 44.5mm O.D., Works with 4" Front Springs, Threaded, Peterbilt / Kenworth</b> - Part# ETP-B13-1000 |
|   | <b>Shackle Spring Pin Bushing, 52.8mm O.D., Works with 4" Front Springs, Threaded, Peterbilt / Kenworth</b> - Part# ETP-B13-1002 |
|  | <b>Shackle Spring Pin Bushing, Works with 4" Front Springs, Peterbilt/Intl</b> - Part# ETP-02-01805                              |

## SUSPENSION - FRONT


### Suspension - Front







|   |  |
|---|--|
| <b>PHOTO</b><br>COMING SOON   | <b>Bushing Suspension Conversion Kit, Peterbilt/Kenworth</b><br>Part# ETP-KWB78-2008       |
|  | <b>Shackle Spring Pin, Threaded, 4" Spring, Kenworth</b><br>Part# ETP-B65-6008             |
|  | <b>Shackle Side Bar, Peterbilt Conventional &amp; Cabover Series</b><br>Part# ETP-02-01784 |

Quality Truck Parts – 12 Month No Hassle Warranty!

|   |   |
|---|---|
| <p><b>PHOTO</b><br/>COMING SOON</p>   | <p><b>Shackle Spring Pin, 3-1/2" Front Springs, Peterbilt</b><br/>Part# ETP-02-01846</p>  |
|                    | <p><b>Shackle Spring Pin, Peterbilt/Kenworth</b><br/>Part# ETP-02-01781</p>   |
| <p><b>PHOTO</b><br/>COMING SOON</p>   | <p><b>Shackle Spring Pin, Threaded 1-3/8"-6, Mack</b><br/>Part# ETP-44-QK-26</p>  |
|  | <p><b>Shackle Spring Pin, Threaded 7-3/8", Kenworth</b><br/>Part# ETP-5296</p>  |
|                  | <p><b>Shackle Spring Pin, Threaded, 7.87"L x Metric M33.5-4.0 Thread, Peterbilt/KW</b> - Part# ETP-B65-1008</p>                 |
| <p><b>PHOTO</b><br/>COMING SOON</p>   | <p><b>Shackle Spring Pin, Threaded, Kenworth T2000 Front Suspension</b> Part# ETP-B65-1002</p>                                  |
|                  | <p><b>Shackle Spring Pin, Threaded, Works with 4" Spring, Kenworth</b><br/>Part# ETP-6262KW</p>                                 |
| <p><b>PHOTO</b><br/>COMING SOON</p>   | <p><b>Shock Absorber Bracket, Front Suspensions, Kenworth W900, T800, T2000, C500 &amp; K100/300</b><br/>Part# ETP-K324-383</p> |








### Suspension - Steering


|   |  |
|---|--|
|  | <p><b>Cross Link Assembly, 60" Length, Adjustable, Eaton E1002I Axle</b><br/>Part# ETP-815326ETN</p> |
|---|--|

|  |  |
|--|--|
|    | <p><b>Cross Tube Tie Rod Assembly W/ Tie Rod Ends, 62" Length, Eaton E1200W Front Axle</b> - Part# ETP-971443</p>      |
|    | <p><b>Drag Link Assembly, 14.21" (Cntr to Cntr), Pete 200, 300, 357, 378 &amp; 379 Series</b> - Part# ETP-J20-6005</p> |
| <p><b>PHOTO</b><br/>COMING SOON</p>  | <p><b>Drag Link Assembly, 15.50" (Center to Center), Kenworth</b><br/>Part# ETP-L24VU8036B11</p>                       |
|    | <p><b>Drag Link Assembly, 28.375" (Center to Center), KW T400, 450 &amp; 600 Series</b>- Part# ETP-K162-587</p>        |
|  | <p><b>Drag Link Assembly, 31" (Center to Center), Peterbilt 387 Series</b><br/>Part# ETP-L24VU8445A11</p>              |
| <p><b>PHOTO</b><br/>COMING SOON</p>  | <p><b>King Pin Kit, No-Ream</b><br/>Part# ETP-K102I</p>  |
| <p><b>PHOTO</b><br/>COMING SOON</p>  | <p><b>King Pin Kit, No-Ream</b><br/>Part# ETP-K103S</p>  |
|  | <p><b>King Pin Kit, No-Ream</b><br/>Part# ETP-K120E</p>  |
|  | <p><b>King Pin Kit, No-Ream</b><br/>Part# ETP-K122E</p>  |






Quality Truck Parts – 12 Month No Hassle Warranty!









|   |   |
|---|---|
|    | <b>King Pin Kit, No-Ream</b><br>Part# ETP-K147E   |
|    | <b>King Pin Kit, No-Ream</b><br>Part# ETP-K961L   |
| PHOTO<br>COMING SOON  | <b>King Pin Kit, No-Ream</b><br>Part# ETP-K981R   |
|   | <b>Steering Knuckle Cap, Eaton Series</b><br>Part# ETP-971370   |
|    | <b>Steering Shaft, Greaseable, Volvo VN (2001), VNL (2015) &amp; VNX Models</b> - Part# ETP-5007976-5 |
| PHOTO<br>COMING SOON  | <b>Steering Gear Input Shaft Seal Kit, Works with TAS40, 50, 65 &amp; 80</b> - Part# ETP-TAS000001    |
|     | <b>Tie Rod End, R/H, Thread (Stud 7/8"-14) (Rod 1-1/4"-12 RH), Kenworth/Mack</b> - Part# ETP-R230070  |
|     | <b>Tie Rod End, L/H, Thread (Stud 7/8"-14) (Rod 1-1/4"-12 LH), Kenworth/Mack</b> - Part# ETP-R230071  |
|  | <b>Tie Rod End, R/H, Thread (Stud 7/8"-14) (Rod 1-1/8"-12 RH), KW/ Intl/Volvo</b> - Part# ETP-R230139 |









|   |  |
|---|--|
|  | <b>Tie Rod End, L/H, Thread (Stud 7/8"-14) (Rod 1-1/8"-12 LH), Kenworth/International/Volvo</b><br>Part# ETP-R230140 |
| PHOTO<br>COMING SOON  | <b>Tie Rod End, L/H, Thread (Stud 0.875"-14) (Rod 1.125"-12), International</b> - Part# ETP-R230415                  |
| PHOTO<br>COMING SOON  | <b>Tie Rod End, R/H, Thread (Stud 0.875"-14) (Rod 1.125"-12), International</b> - Part# ETP-R230416                  |
| PHOTO<br>COMING SOON  | <b>Tie Rod End, L/H, Thread (Stud 0.875"-14) (Rod 1.875"-12), International</b> - Part# ETP-R230217                  |
| PHOTO<br>COMING SOON  | <b>Tie Rod End, R/H, Thread (Stud 0.875"-14) (Rod 1.875"-12), International</b><br>Part# ETP-R230218                 |

### SUSPENSION - REAR






|   |   |
|---|---|
|    | <b>Air Leaf Housing, Spring Eye Pivot, With 4 Leaf Springs, Low Mount, Peterbilt</b> - Part# ETP-03-05117 |
|   | <b>Air Leaf Housing, With 4 Leaf Springs, Peterbilt</b><br>Part# ETP-03-01654                             |
|  | <b>Air Leaf Plate, 4" x 3.5", Air Leaf Single/Tandem Rear Suspen., Peterbilt</b> - Part# ETP-03-07865     |

Quality Truck Parts – 12 Month No Hassle Warranty!





|  |  |
|--|--|
|   | <b>Air Leaf Spring Eye Bushing Kit, Low Air, Peterbilt 379</b><br>Part# ETP-03AL2                  |
|   | <b>Air Leaf Spring Eye Bushing Kit, Peterbilt 379</b><br>Part# ETP-03AL1                           |
|   | <b>Air Leaf Top Plate, Low Mount Single &amp; Tandem, Peterbilt</b><br>Part# ETP-03-05100          |
|  | <b>Air Spring Stud, 5-3/8" Long x 1/2"-13, Peterbilt Rear Air Trac Series</b> - Part# ETP-C34-6004 |
|                     | <b>Air Spring Stud, 8.04" Long x 1/2"-13, Peterbilt/Kenworth</b><br>Part# ETP-27-01746             |
| <b>PHOTO<br/>COMING SOON</b>   | <b>Center Support Hanger Bracket, Drive Axle, Kenworth Airglide</b><br>Part# ETP-K272-145          |
|   | <b>Crossmember, Aluminum, Peterbilt 379</b><br>Part# ETP-01-45151M000                              |
|   | <b>Lock Nut, Grade 8, M16-2.00 X 18.50Mm</b><br>Part# ETP-HWC12501                                 |
|   | <b>Rear Crossmember with Cut Outs, Peterbilt 579</b><br>Part# ETP-A24-6377-003                     |
| <b>PHOTO<br/>COMING SOON</b>   | <b>Spring Hanger, Aluminum, Peterbilt 379</b><br>Part# ETP-02-02311M001A                           |











|  |  |
|--|--|
|    | <b>Stabilizer Bracket, Kenworth Airglide 100 (AG100)</b><br>Part# ETP-K197-2943  |
|    | <b>Tie Bar Bolster Spring Kit, Hendrickson Haulmaax 40K/46K</b><br>Part# ETP-64179-048   |
|   | <b>Torque Rod Assembly, 18-1/8" (On Cntr), Hendrickson/Intl Z-Beam</b> - Part# ETP-493920C3  |
|    | <b>Torque Rod Assembly, 22.31" (Center to Center) Volvo VN/VNL &amp; VNM Model</b> - Part# ETP-20448089                                    |
|   | <b>Torque Rod Assembly, 23"Length (Center to Center), Peterbilt</b><br>Part# ETP-03-04059  |
|    | <b>Torque Rod Assy, 24.21" (Cntr to Cntr) Freightliner (Airliner Suspen.)</b> - Part# ETP-16-18972-000                                     |
|   | <b>Torque Rod Assembly, 25.39" (Cntr to Cntr), International IROS</b><br>Part# ETP-501565C1  |
|  | <b>Torque Rod Assy, 25.56" (Cntr to Cntr) Peterbilt (Flex Air &amp; New Low Mount Air Leaf)/Kenworth Airglide 380</b> - Part# ETP-C65-6009 |
|   | <b>Torque Rod Assembly, 25.56"Length, (Center to Center), Peterbilt 379</b> - Part# ETP-03-05108   |

Quality Truck Parts – 12 Month No Hassle Warranty!





|   |  |
|---|--|
|    | <b>Torque Rod Bushing, Hendrickson FASII, Primaax, Z-Beam</b> - Part# ETP-47691H                                 |
|    | <b>Torque Rod Bushing, Hendrickson HN/RS/RT/Primaax/ Z-Beam</b> - Part# ETP-44695                                |
|    | <b>Torque Rod Bushing, Pin Style Torque Rods, Hendrickson HN/ KW Airline 100</b> - Part# ETP-44697               |
|    | <b>Wear Pad Kit, 4.278" x 4.500" (M16-2 x 180Mm), Peterbilt W/Air Trac Systems</b> - Part# ETP-03-07296          |
|  | <b>Wear Pad, (5-3/8"L x 3-1/2"W x 1-13/16"H), Intl Z-Beam (3000 FE, IC &amp; RE Series)</b> - Part# ETP-571960C1 |

### SUSPENSION - TRAILER

|   |  |
|---|--|
|  | <b>Adjustable Torque Arm - 18-1/2" To 20-3/4" - Reyco/Transpro</b><br>Part# ETP-1035-20      |
|  | <b>Adjustable Torque Arm 16" - Hutch H7700/H9700/Hch7700/ Ch9700</b> - Part# ETP-16398-02    |
|  | <b>Adjustable Torque Arm 19-1/4" - Hutch H7700/H9700/Cs7700/ Ch9700</b> - Part# ETP-16398-04 |
|  | <b>Air Chamber Bracket - 5" Round Axle</b><br>Part# ETP-2681A                                |





|  |   |
|--|---|
|    | <b>PHOTO</b><br>COMING SOON<br><b>Axle Seat 1" For 5" Round Axle - Reyco/Transpro</b><br>Part# ETP-0636-01      |
|    | <b>PHOTO</b><br>COMING SOON<br><b>Bottom Plate - For 5" Round Axle - Hutch</b><br>Part# ETP-710-00              |
|    | <b>PHOTO</b><br>COMING SOON<br><b>Cast Equalizer W/Bushing - Hutch Ch9600/Ch9700</b><br>Part# ETP-17784-01      |
|    | <b>PHOTO</b><br>COMING SOON<br><b>Center Hanger - Straddle Mount - Hutch H7700</b><br>Part# ETP-7702-01         |
|  | <b>PHOTO</b><br>COMING SOON<br><b>Center Hanger - Straddle Mount - Hutch H9700</b><br>Part# ETP-16169-01        |
|  | <b>PHOTO</b><br>COMING SOON<br><b>Center Hanger - Under Mount - Reyco/Transpro</b><br>Part# ETP-0088-00         |
|  | <b>PHOTO</b><br>COMING SOON<br><b>Center Hanger - Under Mount 1 Bolt - Hutch H9700</b><br>Part# ETP-16171-01    |
|  | <b>PHOTO</b><br>COMING SOON<br><b>Center Hanger - Under Mount 2 Bolt - Hutch H7700</b><br>Part# ETP-7702-02     |
|  | <b>Equalizer - Cast - Reyco/Transpro Model 86/88</b><br>Part# ETP-0850-00                                       |
|  | <b>PHOTO</b><br>COMING SOON<br><b>Equalizer - Fabricated - Reyco/ Transpro Model 86/88</b><br>Part# ETP-0650-00 |










Quality Truck Parts – 12 Month No Hassle Warranty!

|   |  |  |   |
|---|--|--|---|
| PHOTO<br>COMING SOON  | <b>Equalizer Bolt 1"-14 X 6-7/16" - Reyco/Transpro</b><br>Part# ETP-0001-14                                | PHOTO<br>COMING SOON   | <b>Front Hanger - Under Mount - Reyco/Transpro</b><br>Part# ETP-0084-00                       |
| PHOTO<br>COMING SOON  | <b>Equalizer Bolt 1-1/8" X 6-5/8" - Hutch H9600/H9700/Ch900/Ch9700</b> - Part# ETP-16150-01                |    | <b>Lock Nut 1-1/8" - Hutch</b><br>Part# ETP-11154-00  |
| PHOTO<br>COMING SOON  | <b>Equalizer Bolt Kit - 1 Bolt System - Hutch H9600/H9700/Ch9600/Ch9700</b> - Part# ETP-16353-01           |    | <b>Lock Nut 7/8"-14 - Reyco/Transpro/Binkly</b><br>Part# ETP-0002-12                          |
| PHOTO<br>COMING SOON  | <b>Equalizer Bolt Kit - 2 Bolt - Hutch H7600 / H7700 / H2200 (Used W/ Etp-750-03)</b> - Part# ETP-10287-01 | PHOTO<br>COMING SOON   | <b>Pivot Bolt Kit - Hendrickson - Narrow Bushing</b><br>Part# ETP-S24705                      |
| PHOTO<br>COMING SOON  | <b>Euqualizer - Fabricated - Hutch H7600/H7700</b><br>Part# ETP-750-03                                     | PHOTO<br>COMING SOON   | <b>Rear Hanger - Straddle Mount - Hutch H7700/H9700</b><br>Part# ETP-7703-01                  |
| PHOTO<br>COMING SOON  | <b>Fabricated Equalizer W/Bushing - Hutch H9700</b><br>Part# ETP-16158-01                                  | PHOTO<br>COMING SOON   | <b>Rear Hanger - Under Mount - Hutch H7700/H9700</b><br>Part# ETP-20732-01                    |
| PHOTO<br>COMING SOON  | <b>Fabricated Top Plate - 3"W X 7-1/2"L - Hutch</b><br>Part# ETP-16868-01                                  | PHOTO<br>COMING SOON   | <b>Rear Hanger - Under Mount - Reyco/Transpro</b><br>Part# ETP-0086-00                        |
|  | <b>Flanged Nut 1"-14 - Hutch</b><br>Part# ETP-10562-00   |  | <b>Rigid Torque Arm 19-1/4" - Hutch H7700/H9700/Ch7700/Ch9700</b><br>Part# ETP-715-00         |
| PHOTO<br>COMING SOON  | <b>Front Hanger - Straddle Mount - Hutch H7700/H9700</b><br>Part# ETP-7701-01                              | PHOTO<br>COMING SOON   | <b>Rigid Torque Arm 19-7/8" - Reyco/Transpro Model 86/88</b><br>Part# ETP-0075-20             |
| PHOTO<br>COMING SOON  | <b>Front Hanger - Under Mount - Hutch H7700/Ch9700</b><br>Part# ETP-20728-01                               | PHOTO<br>COMING SOON   | <b>Spring Bolt Roller Assembly - Hutch H7600/H7700/Ch7600/Ch7700/H2200</b> - Part# ETP-741-00 |

Quality Truck Parts – 12 Month No Hassle Warranty!

|                      |  |
|----------------------|--|
| PHOTO<br>COMING SOON | <b>Spring Hanger Wear Pad - Reyco/Transpro</b><br>Part# ETP-0045-00                                |
| PHOTO<br>COMING SOON | <b>Spring Seat - 3/4" For 5" Round Axle - Hutch H7700/H9700/Ch7700/Ch9700</b> - Part# ETP-19360-01 |
| PHOTO<br>COMING SOON | <b>Toque Arm Bushing - 1-29/32"Od - 1" Id - 3" Length - Hutch H7700/Ch7700</b> - Part# ETP-722-00  |
| PHOTO<br>COMING SOON | <b>Torque Arm Bolt 1" X 5" - Hutch H7700/H9700/Ch7700/Ch9700</b><br>Part# ETP-719-02               |
| PHOTO<br>COMING SOON | <b>Torque Arm Bolt 7/8" X 5-1/2" - Reyco/Transpro</b><br>Part# ETP-0001-08                         |

| U-BOLTS   |   |
|---|---|
|  | <b>Hi-Nut, (1"-14 x 1-5/16")</b><br>Part# ETP-R303003                                   |
|  | <b>Hi-Nut, (3/4"-16 x 1")</b><br>Part# ETP-HWC01041                                     |
|  | <b>Round W/Hardware, (3/4"-16 x 3" x 12-1/2")</b><br>Part# ETP-UBK815112                |
|  | <b>Round W/Hardware, (3/4"-16 x 4" x 11-3/8"), Universal</b><br>Part# ETP-K241-570-283K |

|  |   |
|--|---|
|    | <b>Round W/Hardware, (3/4"-16 x 4" x 8"), Freightliner</b><br>Part# ETP-K241-570-218K                                       |
|    | <b>Round W/Hardware, (7/8"-14 X 3" X 14"), Fruehauf, Hutch, Universal</b><br>Part# ETP-UBK516114                            |
|    | <b>Round W/Hardware, (7/8"-14 X 3" X 15-1/2"), Hutch, Universal</b><br>Part# ETP-UBK516115                                  |
|   | <b>Round W/Hardware, (M22-1.5 X 84Mm x 365Mm), Pete Low Air Leaf Models</b> - Part# ETP-03-08693-365                        |
|  | <b>Semi Round W/Hardware, (1"-14 x 4" x 15.5") Universal</b><br>Part# ETP-UBK014015   |
|  | <b>Semi Round W/Hardware, (1"-14 x 4" x 16"), Peterbilt/Universal</b><br>Part# ETP-03-04516-155                             |
|  | <b>Semi Round W/Hardware, (3/4"-16 x 4" x 10-1/4"), Flex Air before 3/26/04/12-16K Front Axle</b><br>Part# ETP-02-01375-100 |
|  | <b>Semi Round W/Hardware, (3/4"-16 x 4" x 10-1/4"), Pete/Intl, Mack, Volvo</b> - Part# ETP-UBK835410                        |
|  | <b>Semi Round W/Hardware, (3/4"-16 x 4" x 8-1/4"), Peterbilt/Universal</b> - Part# ETP-02-01375-080K                        |







Quality Truck Parts – 12 Month No Hassle Warranty!





|   |   |
|---|---|
|                                | <b>Square W/Hardware, (1" x 3-1/2" x 15-1/2"), Peterbilt</b><br>Part# ETP-03-05110-155                |
|             | <b>Square W/Hardware, (3/4"-16 x 3-1/2" x 5-1/8"), Peterbilt/Universal</b> - Part# ETP-03-05105K      |
|  | <b>Square W/Hardware, (3/4"-16 x 4" x 5-3/4"), Rear Air Leaf Suspen. Models</b> - Part# ETP-03-05915K |

### WHEEL END

#### Axle Components

|  |  |
|--|--|
|                     | <b>Axle Spindle Lock Washer, (3.938"D X 2.625"ID)</b><br>Part# ETP-R000573             |
|     | <b>Axle Spindle Lock Washer, (4.03"D X 2.625"ID), Tab Lock</b><br>Part# ETP-R002237    |
| PHOTO<br>COMING SOON   | <b>Axle Spindle Nut Kit, Dana/Spicer (Services One Wheel End)</b><br>Part# ETP-K1T2011 |
|  | <b>Axle Spindle Nut, Outer, (2-5/8"-16 Thread X 3-1/4" OD)</b><br>Part# ETP-R000572    |
|     | <b>Inner Spindle Axle Nut, 2-5/8"-16 Thread X 3-13/16"OD</b><br>Part# ETP-R000540      |

#### Camshaft Accessories

|   |   |
|---|---|
|                     | <b>Camshaft Bracket Strap, Peterbilt/Kenworth</b><br>Part# ETP-08-02564                         |
|                     | <b>Camshaft Bushing Assembly Bracket, Meritor Trailer Axles</b><br>Part# ETP-1318A              |
|                     | <b>Camshaft Bushing Assembly Bracket, Meritor Trailer Axles, Heavy-Duty</b> - Part# ETP-1318AHD |
|  | <b>Camshaft Support Bracket, (Plate Only), Meritor 5" Round Axles</b><br>Part# ETP-2477B        |
| PHOTO<br>COMING SOON  | <b>Camshaft Bushing, Powdered Metal, 2"OD X 1-5/8"ID X 1"L, Meritor</b> - Part# ETP-6080        |

#### Camshafts

##### Dana/Spicer

|                      |   |
|----------------------|---|
| PHOTO<br>COMING SOON | <b>Dana Spicer (28 Spline, 1.5", 20-7/16")</b><br>Left Hand - Part# ETP-CS5524<br>Right Hand - Part# ETP-CS5525   |
| PHOTO<br>COMING SOON | <b>Dana Spicer (28 Spline, 1.5", 23-9/16")</b><br>Left Hand - Part# ETP-CS5526<br>Right Hand - Part# ETP-CS5527   |
| PHOTO<br>COMING SOON | <b>Dana Spicer</b><br>Left Hand - Part# ETP-CS9727<br>Right Hand - Part# ETP-CS9728                               |
| PHOTO<br>COMING SOON | <b>Dana XTRALIFE (28 spline, 1.5, 20-7/16")</b><br>Left Hand - Part# ETP-CS59733<br>Right Hand - Part# ETP-CS9734 |

Quality Truck Parts – 12 Month No Hassle Warranty!

|                      |   |
|----------------------|---|
| PHOTO<br>COMING SOON | <b>Dana XTRALIFE (28 spline, 1.5, 23-9/16")</b>               |
|                      | Left Hand - Part# ETP-CS9735<br>Right Hand - Part# ETP-CS9736 |

### Eaton

|                      |   |
|----------------------|---|
| PHOTO<br>COMING SOON | <b>Eaton (10 spline, ES, 1.5, 13-7/16")</b>                   |
|                      | Left Hand - Part# ETP-808068<br>Right Hand - Part# ETP-808069 |

|                      |   |
|----------------------|---|
| PHOTO<br>COMING SOON | <b>Eaton (10 spline, ES, 1.5, 11-1/2")</b>              |
|                      | Left Hand - Part# ETP-CS5492<br>Right Hand - ETP-CS5493 |

### Hendrickson

|                      |   |
|----------------------|---|
| PHOTO<br>COMING SOON | <b>Hendrickson INTRAAX (28 spline, 1.5, 11-1/32")</b>             |
|                      | Left Hand - Part# ETP-24636-1L<br>Right Hand - Part# ETP-24636-1R |

### Meritor

|                      |   |
|----------------------|---|
| PHOTO<br>COMING SOON | <b>Meritor (28 spline, Q, 1.5, 17-5/16")</b>                  |
|                      | Left Hand - Part# ETP-CS5506<br>Right Hand - Part# ETP-CS5507 |

|                      |   |
|----------------------|---|
| PHOTO<br>COMING SOON | <b>Meritor (28 spline, 1.5, 11-13/32")</b>                    |
|                      | Left Hand - Part# ETP-CS5508<br>Right Hand - Part# ETP-CS5509 |

|                      |   |
|----------------------|---|
| PHOTO<br>COMING SOON | <b>Meritor (28 spline, 1.5, 24-1/16")</b>                     |
|                      | Left Hand - Part# ETP-CS5510<br>Right Hand - Part# ETP-CS5511 |

### SAF Holland

|                      |   |
|----------------------|---|
| PHOTO<br>COMING SOON | <b>SAF Holland (28 Spline, 1.5", 17-3/8")</b>                     |
|                      | Left Hand - Part# ETP-51830002<br>Right Hand - Part# ETP-51830003 |


|                      |   |
|----------------------|---|
| PHOTO<br>COMING SOON | <b>SAF Holland (28 Spline, 1.5", 20-3/8")</b>                     |
|                      | Left Hand - Part# ETP-51830004<br>Right Hand - Part# ETP-51830005 |


|                      |   |
|----------------------|---|
| PHOTO<br>COMING SOON | <b>SAF Holland (28 Spline, 1.5", 23-7/8")</b>                     |
|                      | Left Hand - Part# ETP-51830006<br>Right Hand - Part# ETP-51830007 |


## Camshaft Repair Kits

|                      |   |
|----------------------|---|
| PHOTO<br>COMING SOON | <b>Bushing Kit, SAF Holland (One Kit Per Axle) Units FEB-2014 &amp; Older</b> |
|                      | Part# ETP-51830001  |


|                      |  |
|----------------------|--|
| PHOTO<br>COMING SOON | <b>Bushing Kit, Powdered Metal, 2"OD X 1-5/8"ID X 1"L, Meritor -</b> |
|                      | Part# ETP-6080   |

|  |  |
|--|--|
|  | <b>Repair Kit, Dana Trailer XTRALITE II 16-1/2" Series</b> |
|  | Part# ETP-437118   |






|   |   |
|---|---|
|  | <b>Repair Kit, Dana/Spicer 16-1/2" Trailer Axle (FT, FC &amp; Xtra-Life Series)</b> |
|   | Part# ETP-2287  |

|  |   |
|--|---|
|  | <b>Repair Kit, Eaton ES 15 &amp; 16.5" Series</b> |
|  | Part# ETP-127808                                  |



|   |   |
|---|---|
|  | <b>Repair Kit, FRUEHAUF 16-1/2" PROPAP, XEM &amp; FQ Series</b> |
|   | Part# ETP-2090  |



|   |   |
|---|---|
|  | <b>Repair Kit, Hendrickson 16-1/2" INTRAAX "HXS" Series</b> |
|   | Part# ETP-28890   |

Quality Truck Parts – 12 Month No Hassle Warranty!

|   |  |
|---|--|
| <p><b>PHOTO</b><br/>COMING SOON</p>   | <p><b>Repair Kit, Hendrickson 16-1/2" INTRAAX "HXS" Series</b><br/>Part# ETP-11450</p>                         |
|    | <p><b>Repair Kit, Hendrickson 16-1/2" INTRAAX "HXS" Series Heavy Duty</b> - Part# ETP-11450HD</p>              |
|    | <p><b>Repair Kit, SAF Holland Trailer Axle After Jan-2014</b><br/>Part# ETP-51830024</p>                       |
| <p><b>PHOTO</b><br/>COMING SOON</p>   | <p><b>Repair Kit, Meritor 12-1/4" Q &amp; ROCKWELL 4K &amp; 6K Series</b><br/>Part# ETP-3520A</p>              |
|  | <p><b>Repair Kit, Meritor 12-1/4" Q &amp; Rockwell 4K &amp; 6K Series W/HD Bracket</b> - Part# ETP-3520AHD</p> |
|  | <p><b>Repair Kit, MERITOR 15" &amp; 16-1/2" Q &amp; Q+ Series</b><br/>Part# ETP-437048</p>                     |
|  | <p><b>Repair Kit, Meritor 16-1/2" Q &amp; Q+ Trailer Axles W/Bolt-On Bushings</b> - Part# ETP-9079HD</p>       |

### Hubcaps & Accessories

|   |   |
|---|---|
|  | <p><b>Hubcap Gasket, 6-Hole X 5.5" Bolt Center</b><br/>Part# ETP-330-3009</p> |
|  | <p><b>Hubcap O-Ring, LEXAN Style</b><br/>Part# ETP-05500</p>                  |

|  |  |
|--|--|
|  | <p><b>Hubcap Plug, Vented, Yellow</b><br/>Part# ETP-359-5990</p>   |
| <p><b>PHOTO</b><br/>COMING SOON</p>  | <p><b>Hubcap, Aluminum, 6-Hole X 4.5" Bolt Circle, W/Plug and Mounting Gasket</b> - Part# ETP-343-4024</p>   |
|  | <p><b>Hubcap, Alum., 6-Hole x 5.5" Bolt Circle, W/Side Plug and Mounting Gasket</b> - Part# ETP-300-4009</p> |
| <p><b>PHOTO</b><br/>COMING SOON</p>  | <p><b>Hubcap, LEXAN Style, Threaded, Vented W/O-Ring</b><br/>Part# ETP-04075V</p>                            |

### Wheel End Tools




|                                     |  |
|-------------------------------------|--|
| <p><b>PHOTO</b><br/>COMING SOON</p> | <p><b>Axle Nut Wrench (3/4" Drive) 2-1/2" (6 PT)</b><br/>Part# ETP-1921</p>  |
| <p><b>PHOTO</b><br/>COMING SOON</p> | <p><b>Axle Nut Wrench (3/4" Drive) 2-1/4" (6 PT)</b><br/>Part# ETP-1920</p>  |
| <p><b>PHOTO</b><br/>COMING SOON</p> | <p><b>Axle Nut Wrench (3/4" Drive) 2-3/4" (6 PT)</b><br/>Part# ETP-1923</p>  |
| <p><b>PHOTO</b><br/>COMING SOON</p> | <p><b>Axle Nut Wrench (3/4" Drive) 2-5/8" (6 PT)</b><br/>Part# ETP-1922</p>  |
| <p><b>PHOTO</b><br/>COMING SOON</p> | <p><b>Axle Nut Wrench (3/4" Drive) 2-9/16" (6 PT)</b><br/>Part# ETP-1904</p> |

Quality Truck Parts – 12 Month No Hassle Warranty!






|                      |   |
|----------------------|---|
| PHOTO<br>COMING SOON | <b>Axle Nut Wrench (3/4" Drive) 3" (6 PT)</b><br>Part# ETP-1906       |
| PHOTO<br>COMING SOON | <b>Axle Nut Wrench (3/4" Drive) 3-1/2" (6 PT)</b><br>Part# ETP-1910   |
| PHOTO<br>COMING SOON | <b>Axle Nut Wrench (3/4" Drive) 3-1/4" (6 PT)</b><br>Part# ETP-1908   |
| PHOTO<br>COMING SOON | <b>Axle Nut Wrench (3/4" Drive) 3-1/4" (8 PT)</b><br>Part# ETP-1909   |
| PHOTO<br>COMING SOON | <b>Axle Nut Wrench (3/4" Drive) 3-13/16" (8 PT)</b><br>Part# ETP-1927 |
| PHOTO<br>COMING SOON | <b>Axle Nut Wrench (3/4" Drive) 3-3/4" (8 PT)</b><br>Part# ETP-1925   |
| PHOTO<br>COMING SOON | <b>Axle Nut Wrench (3/4" Drive) 3-7/8" (6 PT)</b><br>Part# ETP-1912   |
| PHOTO<br>COMING SOON | <b>Axle Nut Wrench (3/4" Drive) 3-7/8" (8 PT)</b><br>Part# ETP-1913   |
| PHOTO<br>COMING SOON | <b>Axle Nut Wrench (3/4" Drive) 4" (6 PT)</b><br>Part# ETP-1914       |

|                      |   |
|----------------------|---|
| PHOTO<br>COMING SOON | <b>Axle Nut Wrench (3/4" Drive) 4-1/8" (6 PT)</b><br>Part# ETP-1915   |
| PHOTO<br>COMING SOON | <b>Axle Nut Wrench (3/4" Drive) 4-3/8" (8 PT)</b><br>Part# ETP-1917   |
| PHOTO<br>COMING SOON | <b>Axle Nut Wrench (3/4" Drive) 4-7/8" (8 PT)</b><br>Part# ETP-1919   |
| PHOTO<br>COMING SOON | <b>Axle Nut Wrench (3/4" Drive) 4-13/16" (8pt) Fits "Propar" Spindle Nuts &amp; Hub Caps</b><br>Part# ETP-1597A |

### Wheel Nuts & Studs


|  |   |
|--|---|
|  | <b>Wheel Nut, 2-Piece Flanged, M22 X 1.5"-35mm</b><br>Part# ETP-W1165   |
|            | <b>Wheel Nut, 2-Piece Flanged, M22 X 1.5-26mm, Used with BUDD, Gunite &amp; Webb Studs</b><br>Part# ETP-51-1034 |
|            | <b>Wheel Nut, 2-Piece Flanged, M22 X 1.5-31mm, Used with BUDD, Gunite &amp; WEBB Studs</b><br>Part# ETP-6000A   |
| PHOTO<br>COMING SOON   | <b>Wheel Nut, L/H Outer Cap Nut, 1-1/2" Hex-7/8"H</b><br>Part# ETP-5977L  |

Quality Truck Parts – 12 Month No Hassle Warranty!

|   |   |
|---|---|
| PHOTO<br>COMING SOON  | Wheel Nut, R/H Outer Cap Nut,<br>1-1/2" Hex-7/8"H<br>Part# ETP-5977R                                  |
|            | Wheel Nut, Sleeved Flange, M22-1.5 x 19.5mm, Aluminum Steers/<br>Dual Steel Drives - Part# ETP-430732 |
| PHOTO<br>COMING SOON  | Wheel Nut, Sleeved Flange, M22-1.5 x 28mm, Dual Aluminum<br>Drives - Part# ETP-15682                  |
|           | Wheel Nut, Sleeved Flange, M22-1.5 x 39mm, Dual Aluminum-<br>Drives - Part# ETP-15683                 |
|          | Wheel Nut, Sleeved Flange, M22-1.5 x 6mm Steel Steers<br>Part# ETP-430632                             |
| PHOTO<br>COMING SOON  | Wheel Stud, "D" Head, M22 x 1.5<br>Thread x 4.19" OAL, Duralight<br>Hubs - Part# ETP-10257            |
|  | Wheel Stud, Clipped Head, M22-1.5 x 4.75" OAL - Part# ETP-6034  |
| PHOTO<br>COMING SOON  | Wheel Stud, Serrated, M22 x 1.5<br>x 4" OAL<br>Part# ETP-8981   |
|  | Wheel Stud, Serrated, M22 x 1.5 x<br>4-15/32" OAL<br>Part# ETP-10219                                  |
| PHOTO<br>COMING SOON  | Wheel Stud, Serrated, M22 x 1.5 x<br>5-11/32" OAL<br>Part# ETP-10221                                  |

## ≈ Trailer

### LANDING GEAR & ACCESSORIES

|  |  |
|--|--|
|  | 50K (2-Speed) Landing Gear Set<br>W/Crank Handle and Connecting<br>Shaft, 19" Travel - Part# ETP-LG50K |
| PHOTO<br>COMING SOON   | 66K (2-Speed) Landing Gear Set<br>W/Crank Handle and Connecting<br>Shaft, 19" Travel - Part# ETP-LG66K |
| PHOTO<br>COMING SOON   | 66K Gear Side Landing Leg,<br>19" Travel<br>Part# ETP-LG66K-G  |
| PHOTO<br>COMING SOON   | 66K Non-Gear Landing Leg,<br>19" Travel<br>Part# ETP-LG66K-NG  |


### LIGHT & MEDIUM DUTY TRAILER

#### Bearings & Seals



|                      |   |
|----------------------|---|
| PHOTO<br>COMING SOON | Bearing & Seal Kit (Includes 2<br>Cones, 2 Races, 1 Seal, 1 Cotter<br>Pin) - Part# ETP-BK2100 |
| PHOTO<br>COMING SOON | Bearing & Seal Kit (Includes 2<br>Cones, 2 Races, 1 Seal, 1 Cotter<br>Pin) - Part# ETP-BK3200 |
| PHOTO<br>COMING SOON | Bearing Cone 1.25"ID (14125A)<br>Part# ETP-031-017-02   |



Quality Truck Parts – 12 Month No Hassle Warranty!

|   |   |
|---|---|
| PHOTO<br>COMING SOON  | <b>Bearing Cone 1.2502"ID (02475)</b><br>Part# ETP-031-028-02         |
|  | <b>Bearing Cone 1.75"ID (25580)</b><br>Part# ETP-031-030-02           |
| PHOTO<br>COMING SOON  | <b>Double Lip Seal (2.56"OD X 1.72"ID)</b><br>Part# ETP-010-019-00    |
| PHOTO<br>COMING SOON  | <b>Double Lip Seal (3.37"OD X 2.12"ID)</b><br>Part# ETP-010-010-00    |
| PHOTO<br>COMING SOON  | <b>Double Lip Seal (3.37"OD X 2.25"ID)</b><br>Part# ETP-010-036-00    |
| PHOTO<br>COMING SOON  | <b>Double Lip Seal (3.88"OD X 2.855"ID)</b><br>Part# ETP-010-051-00   |
| PHOTO<br>COMING SOON  | <b>Unitized Oil Seal (2.25"ID X 3.376"OD)</b><br>Part# ETP-010-063-00 |

### Electric Brake Accessories

|   |  |
|---|--|
|  | <b>Breakaway Battery, 12V-5 Amp, For 1-3 Axle Trailers</b><br>Part# ETP-UB1250 |
|  | <b>Breakaway Switch Pin (Pin/Cable Only)</b><br>Part# ETP-2010A                |

|                      |  |
|----------------------|--|
| PHOTO<br>COMING SOON | <b>Breakaway Switch, Nylon Pull Pin</b><br>Part# ETP-2010                                    |
| PHOTO<br>COMING SOON | <b>Magnet Kit, Fits 12" X 2" Electric Brakes, 7K, Black Wire</b><br>Part# ETP-K71-125-00     |
| PHOTO<br>COMING SOON | <b>Magnet Kit, Fits 12-1/4" Electric Brakes, 7.2K TO 15K</b><br>Part# ETP-K71-378-00         |
| PHOTO<br>COMING SOON | <b>Magnet Kit, Fits 12-1/4" Electric Brakes, 8K, White Wire Lead</b><br>Part# ETP-K71-375-00 |
| PHOTO<br>COMING SOON | <b>Magnet Retainer Clip, 10-15K</b><br>Part# ETP-027-050-00                                  |
| PHOTO<br>COMING SOON | <b>Side Load Breakaway Kit W/Led Display Charger</b><br>Part# ETP-42906                      |
| PHOTO<br>COMING SOON | <b>Top Load Breakaway Kit W/Led Display</b><br>Part# ETP-42905                               |
| PHOTO<br>COMING SOON | <b>Venture Brake Controller W/ Digital Display</b><br>Part# ETP-329219X                      |

### Electric Brake Assembly Kits


|                      |   |
|----------------------|---|
| PHOTO<br>COMING SOON | <b>L/H Electric Brake Kit, 3.5K, (10" X 2-1/2")</b><br>Part# ETP-K23-026-00 |
|----------------------|---|

Quality Truck Parts – 12 Month No Hassle Warranty!





|   |  |
|---|--|
|  | <b>R/H Electric Brake Kit, 3.5K, (10" X 2-1/2")</b><br>Part# ETP-K23-027-00                    |
|         | <b>L/H Electric Brake Kit, 7 K, (12" X 2")</b><br>Part# ETP-K23-180-00                         |
|         | <b>R/H Electric Brake Kit, 7 K, (12" X 2")</b><br>Part# ETP-K23-181-00                         |
| PHOTO<br>COMING SOON  | <b>L/H Electric Brake Kit, 8K, (12-1/4" X 3-3/8")</b><br>Part# ETP-K23-434-00                  |
| PHOTO<br>COMING SOON  | <b>R/H Electric Brake Kit, 8K, (12-1/4" X 3-3/8")</b><br>Part# ETP-K23-435-00                  |
| PHOTO<br>COMING SOON  | <b>L/H Electric Brake Kit, 9K-10K, (12-1/4" x 3-3/8") GD FSA Brake</b><br>Part# ETP-K23-450-00 |
| PHOTO<br>COMING SOON  | <b>R/H Electric Brake Kit, 9K-10K, (12-1/4" x 3-3/8") GD FSA Brake</b><br>Part# ETP-K23-451-00 |

## Wheel End & Accessories

|                      |  |
|----------------------|--|
| PHOTO<br>COMING SOON | <b>"D" Washer, Heat Treated 1.67" OD X 1" ID</b><br>Part# ETP-005-057-00 |
| PHOTO<br>COMING SOON | <b>2" Slipper Equalizer (13-1/8"L X 3-1/2"H)</b><br>Part# ETP-013-044-01 |

|  |   |
|--|---|
| PHOTO<br>COMING SOON   | <b>Cotter Pin (1/8" X 1-3/4")</b><br>Part# ETP-019-002-00                                       |
|  | <b>Dust Cap 9K &amp; 10K W/1-Piece Hub/Drum (3.5"ID), After 2007-09'</b> - Part# ETP-021-088-00 |
| PHOTO<br>COMING SOON   | <b>Equalizer Bolt &amp; Nut Kit W/Zerk &amp; Cotter Pin</b><br>Part# ETP-SP04-060               |
| PHOTO<br>COMING SOON   | <b>Equalizer Bolt Lock Nut, Top Lock (7/8"-9 Thread)</b><br>Part# ETP-006-111-00                |
| PHOTO<br>COMING SOON   | <b>Equalizer Bolt W/Zerk - (7/8"-9 Thread X 4-5/8"L)</b><br>Part# ETP-007-001-01                |
| PHOTO<br>COMING SOON   | <b>Flange Nut (5/8"-18 Thread)</b><br>Part# ETP-006-058-00                                      |
| PHOTO<br>COMING SOON   | <b>Grease Cap, (2.72"OD) (Fits 12" X 2" Hub W/8 Bolt)</b><br>Part# ETP-021-039-00               |
| PHOTO<br>COMING SOON   | <b>Lock Nut For Shackle Bolt, (9/16"-18) Top Lock</b><br>Part# ETP-006-007-00                   |
| PHOTO<br>COMING SOON   | <b>Lube Cap Plug For 1.18" Hole/ Grease Caps</b><br>Part# ETP-085-001-00                        |
| PHOTO<br>COMING SOON   | <b>Screw In Plastic Hub Cap (6K-8K), (8 Bolt X 2.875" OD)</b><br>Part# ETP-021-035-00           |

Quality Truck Parts – 12 Month No Hassle Warranty!

|   |   |
|---|---|
| PHOTO<br>COMING SOON  | <b>Screw In Plastic Hub Cap (9K-10K GD &amp; 10K-15K DX), (8 Bolt X 4" OD)</b> - Part# ETP-021-036-00               |
| PHOTO<br>COMING SOON  | <b>Shackle Bolt Standard, (9/16"-18 Thread X 3-1/2"L)</b><br>Part# ETP-007-017-00                                   |
| PHOTO<br>COMING SOON  | <b>Single Axle Hanger Kit</b><br>Part# ETP-APS1   |
|   | <b>Spindle Nut Kit - 1" W/ Heat Treated "D" Washers - Fits Dexter 12" X 2" &amp; 8K Hub</b><br>Part# ETP-K71-321-00 |
|  | <b>Spindle Nut Kit - Dexter E-Z Lube Axles (Prior To 6/2002)</b><br>Part# ETP-K71-335-00                            |
|  | <b>Spindle Nut Kit - Fits Dexter 10" Hubs</b><br>Part# ETP-K71-322-00   |
|  | <b>Spindle Nut Kit - Fits Dexter 10K HD, 12K &amp; 15K</b><br>Part# ETP-K71-341-00                                  |
| PHOTO<br>COMING SOON  | <b>Spindle Nut Retainer</b><br>Part# ETP-006-190-00   |
| PHOTO<br>COMING SOON  | <b>Wheel Nut (1/2"-20 Thread)</b><br>Part# ETP-006-080-00   |
| PHOTO<br>COMING SOON  | <b>Wheel Nut (9/16"-18 Thread)</b><br>Part# ETP-006-053-00  |









## Wheel End Hub Assemblies

|                      |  |
|----------------------|--|
| PHOTO<br>COMING SOON | <b>Hub &amp; Drum 3.5K, (5" X 4.5" Bolt Circle), Cupped &amp; Studded Only</b><br>Part# ETP-008-247-05                                     |
| PHOTO<br>COMING SOON | <b>Hub &amp; Drum 7K, (8" X 6.5" Bolt Circle), (1/2" Studs), Inner Race ETP-031-030-01, Outer ETP-031-017-1)</b><br>Part# ETP-008-219-04   |
| PHOTO<br>COMING SOON | <b>Hub &amp; Drum 7K, (8" X 6.5" Bolt Circle), (1/2" Studs), Studded, (2.125" Seal)</b> - Part# ETP-K08-219-90                             |
| PHOTO<br>COMING SOON | <b>Hub &amp; Drum 7K, (8" X 6.5" Bolt Circle), (1/2" Studs), Studded, (2.25" Seal)</b> - Part# ETP-K08-219-9D                              |
| PHOTO<br>COMING SOON | <b>Hub &amp; Drum 7K, (8" X 6.5" Bolt Circle), (9/16" Studs), (Inner Race ETP-031-030-01 / Outer ETP-031-017-1)</b> - Part# ETP-008-219-13 |
| PHOTO<br>COMING SOON | <b>Hub &amp; Drum 7K, (8" X 6.5" Bolt Circle), (9/16" Studs), Studded, (2.125" Seal)</b> - Part# ETP-K08-219-91                            |
| PHOTO<br>COMING SOON | <b>Hub &amp; Drum 8K, (8" X 6.5" Bolt Circle), (5/8" Studs), Cupped &amp; Studded Only</b> - Part# ETP-008-285-10                          |
| PHOTO<br>COMING SOON | <b>Hub &amp; Drum 8K, (8" X 6.5" Bolt Circle), (5/8" Studs), Studded</b><br>Part# ETP-K08-285-93   |

Quality Truck Parts – 12 Month No Hassle Warranty!

## ≈ Valves

### Air Valves-Miscellaneous

|   |  |
|---|--|
|                              | <b>ABS Solenoid Modulator Valve, Tractor Application</b><br>Part# ETP-R955355                            |
|                              | <b>Air Brake Control Valve, Panel Mount (Flipper Valve) (TW-1)</b><br>Part# ETP-KN20001                  |
|            | <b>Air Control Dash Valve, 1/8" NPT Ports</b><br>Part# ETP-08-02151                                      |
|  | <b>Air Horn Valve, Port Size 1/8" NPT, International</b><br>Part# ETP-1630                               |
|                            | <b>Air Manifold, Firewall - Cab &amp; Sleeper, PACCAR MX 12.9L Engine Appl.</b> - Part# ETP-G58-6032-001 |
|                            | <b>Coolant Valve, Peterbilt/Kenworth</b><br>Part# ETP-F90-6013   |
|          | <b>Double Check Valve (DC-4), (3/8" NPT Ports)</b><br>Part# ETP-278614                                   |
|                            | <b>Fan Clutch Solenoid Control Valve, Multiple Applications</b> Part# ETP-5008274                        |

|  |  |
|--|--|
|    | <b>Foot Brake Valve (E-6), 3/8" Ports</b><br>Part# ETP-286171  |
|   | <b>Foot Brake Valve (E-8P), Parallel Ports</b><br>Part# ETP-800629   |
|    | <b>Foot Brake Valve (E-8P), Parallel Ports</b><br>Part# ETP-K068779BXW   |
| <b>PHOTO COMING SOON</b>   | <b>Hand Control Valve (PP-1), (1/8" NPT Ports), Parking/Emergency Brake</b> - Part# ETP-276567                           |
|                         | <b>Hand Control Valve (PP-8), (1/8" NPT Ports), Includes Knob Kit &amp; Mtg Nut</b> - Part# ETP-KN20035                  |
|    | <b>Inversion Valve (TR-3)</b><br>Part# ETP-281459  |
|    | <b>Manual Suspension Dump Valve, 2-Way, 1/8" NPT Ports</b><br>Part# ETP-90054088   |
|    | <b>Modulator ABS ECU/Valve Assembly (2S/1M)</b><br>Part# ETP-4005001010A   |
|   | <b>Pilot Valve, Replaces 90054079, Can be set up "Normally Closed" or "Normally Open"</b><br>Part# ETP-90554615          |
|  | <b>Pressure Protection Valve, (1/4" NPT Inlet/Outlet), (65-75 PSI), 825 (HD) PTO/Peterbilt 335</b><br>Part# ETP-90554107 |

Quality Truck Parts – 12 Month No Hassle Warranty!

|   |   |
|---|---|
|    | <b>Pressure Reducing Valve (RV-1), (1/4" NPT Ports)</b><br>Part# ETP-283329   |
|    | <b>Quick Release Valve (QR-1), (1/2" NPT Supply &amp; 3/8" NPT Delivery), Freightliner/Intl</b> - Part# ETP-229860              |
|    | <b>Quick Release Valve (QR-1), (3/8" NPT Supply/Delivery), Freightliner</b> - Part# ETP-229859                                  |
|   | <b>Quick Release Valve (QR-1C), (1/4" NPT Supply &amp; 3/8" NPT Delivery), Freightliner/Intl/Volvo</b><br>Part# ETP-289714      |
|  | <b>Quick Release Valve, Inline, 1/2" NPT Ports, Mounts to Tractor Protection Valve</b> - Part# ETP-800333                       |
|  | <b>Relay Bobtail Proportioning Valve (BP-R1), Freightliner/Intl/Volvo</b> - Part# ETP-065145                                    |
|  | <b>Relay Service Valve, 2-Port, Sealco Replacement (110197)</b><br>Part# ETP-110197   |
|  | <b>Relay Valve (R-12), (1/2" NPT Supply/Delivery), 4 PSI Crack Pressure, Vertical Ports</b><br>Part# ETP-102626                 |
|  | <b>Relay Valve (R-12), (3/4" NPT Supply &amp; 1/2" NPT Delivery), 4 PSI Crack Pressure, Horizontal Ports</b> - Part# ETP-103009 |


|  |   |
|--|---|
|    | <b>Relay Valve (R-14), (1/2" NPT Supply &amp; 1/2" NPT Delivery), 4 PSI Crack Pressure, Vertical Ports</b><br>Part# ETP-103028  |
|    | <b>Relay Valve (R-14), (3/4" NPT Supply &amp; 1/2" NPT Delivery), 4 PSI Crack Pressure, Horizontal Ports</b> - Part# ETP-103010 |
|    | <b>Relay Valve (RG-2), (1/2" &amp; 3/8" NPT Supply &amp; 3/8" Delivery), 5.5 PSI Crack Pressure</b><br>Part# ETP-KN28510        |
|   | <b>Relay Valve (RG-2), (3/8" NPT Supply/Delivery), 5.5 PSI Crack Pressure, International</b><br>Part# ETP-KN28500               |
|  | <b>Relay/Emergency Valve, Sealco Replacement (110200)</b><br>Part# ETP-110200   |
|  | <b>Relay/Emergency Valve, Sealco Replacement (110205)</b><br>Part# ETP-110205   |
|  | <b>Relay/Service Valve, Sealco Replacement (110139)</b><br>Part# ETP-110139   |
|  | <b>Relay/Service Valve, Sealco Replacement (110415)</b><br>Part# ETP-110415   |
|  | <b>Safety Valve (ST-3), (1/4" NPT Port)</b><br>Part# ETP-284142   |

PHOTO  
COMING SOON





Quality Truck Parts – 12 Month No Hassle Warranty!

|  |   |
|--|---|
|                           | <b>Solenoid Valve, Electric 12V, Normally Closed</b><br>Part# ETP-90054074                |
|                           | <b>Solenoid Valve, Electric 12V, Normally Open</b><br>Part# ETP-90054075                  |
|  | <b>Spring Brake Control Valve (SR-1), (1/4\"-18 NPT Ports)</b><br>Part# ETP-286364        |
|                          | <b>Spring Brake Control Valve (SR-2), Trailer Applications</b><br>Part# ETP-287376        |
|                         | <b>Spring Brake Control Valve (SR-5), Sealco Replacement (110800)</b><br>Part# ETP-110800 |
|       | <b>Spring Brake Control Valve (SR-7), (1/4\" NPT Ports)</b><br>Part# ETP-K021557          |
|                         | <b>Spring Brake Control Valve, Sealco Replacement (110500)</b><br>Part# ETP-110500        |
|                         | <b>Spring Brake Multi-Fuction Valve, (RT-4) Trailer</b><br>Part# ETP-KN26020              |
|                         | <b>Tractor Protection Valve (TP-3)</b><br>Part# ETP-279000                                |
|                         | <b>Tractor Protection Valve (TP-3DC)</b><br>Part# ETP-065706                              |

|  |  |
|--|--|
|  | <b>Tractor Protection Valve (TP-5)</b><br>Part# ETP-288605 |
|--|--|

## Check Valves

|   |  |
|---|--|
|  | <b>Check Valve, Single (SC-2), (1/2\"-14 NPT M &amp; F)</b><br>Part# ETP-KN23000 |
|  | <b>Check Valve, Single (SC-3), (1/2\"-14 NPT M &amp; F)</b><br>Part# ETP-800372  |



## Dash Control Valves

|  |  |
|--|--|
|                                    | <b>Dash Control Manifold Valve, 3/8\" PTC, Volvo</b><br>Part# ETP-KN20619                          |
|             | <b>Dash Control Valve (MV-3), (1/2\" PTC Straight Exhaust Ports)</b><br>Part# ETP-K066652          |
|  | <b>Dash Control Valve (MV-3), (1/4\" NPT Ports), Freightliner/International</b> - Part# ETP-800573 |
|                  | <b>Dash Control Valve (MV-3), (1/4\" NPT Ports), Mack/Volvo</b><br>Part# ETP-800445                |
|                      | <b>Dash Control Valve (MV-3), (1/4\" NPT Ports), Peterbilt</b><br>Part# ETP-800523                 |
|     | <b>Dash Control Valve (MV-3), (3/8\" NPT Ports), Peterbilt/International</b> - Part# ETP-802122    |

Quality Truck Parts – 12 Month No Hassle Warranty!










|   |   |
|---|---|
|    | <b>Dash Control Valve (MV-3), (3/8" PTC (Elbows) Ports), Freightliner/International</b> - Part# ETP-K031485 |
|    | <b>Dash Control Valve (MV-3), (3/8" PTC Ports), Peterbilt/International</b> - Part# ETP-800257              |
|    | <b>Dash Control Valve (PP-DC), (3/8" PTC &amp; EXH 1/2" PTC), Park Control</b> - Part# ETP-802177           |
|   | <b>Dash Control Valve (PP-DC), (3/8" PTC Ports), PACCAR</b><br>Part# ETP-800147                             |
|  | <b>Park Control Valve (PP-DC), (1/4"-20, 3/8" PTC), International</b><br>Part# ETP-065661                   |

## Drain Valves

|   |   |
|---|---|
|  | <b>Drain Valve, Manual, 1/4" NPT Thread, 4ft Cable</b><br>Part# ETP-12104     |
|  | <b>Drain Valve, Manual, 1/4" NPT Thread, 5ft Cable</b><br>Part# ETP-R95512105 |

## Height Control Valves

|   |   |
|---|---|
|  | <b>Height Control Leveling Valve W/ Dump, 1/4" NPT Ports, Replacement for Barksdale</b><br>Part# ETP-KD2205 |
|---|---|

|  |   |
|--|---|
|    | <b>Height Control Leveling Valve W/ Dump, PTC Fittings, Peterbilt 385/387/389</b> - Part# ETP-08-02947                      |
|    | <b>Height Control Leveling Valve W/ Integral Dump, 1/4" NPT Ports</b><br>Part# ETP-HV9990                                   |
|    | <b>Height Control Leveling Valve W/ Integral Dump, Replacement for Hadley</b> - Part# ETP-H500                              |
|   | <b>Height Control Leveling Valve, 1/4" NPT Ports, Immediate Response</b> - Part# ETP-KN27000                                |
|  | <b>Height Control Leveling Valve, 1/4" NPT Ports, Replacement for Barksdale, Kenworth/Freightliner</b><br>Part# ETP-KD2204  |
|  | <b>Height Control Leveling Valve, 1/4" PTC Ports, Replacement for Meritor/Wabco</b><br>Part# ETP-SRWABK011                  |
|  | <b>Height Control Leveling Valve, 1/4" PTC Ports, Replacement for Wabco</b> - Part# ETP-4640070040                          |
|  | <b>Height Control Leveling Valve, Barksdale Style, Volvo 2006 &amp; NEWER</b> - Part# ETP-KD2503                            |
|  | <b>Height Control Leveling Valve, Non-Delay, 1/4" NPT Ports, Works with Neway/Hendrickson Suspensions</b> - Part# ETP-VS227 |

Quality Truck Parts – 12 Month No Hassle Warranty!

|   |   |
|---|---|
|  | <p><b>Height Control Leveling Valve, Type CR, 1/8" NPT Ports, Replacement for Haldex</b><br/>Part# ETP-90054007</p> |
|  | <p><b>Linkage Kit, Height Control Leveling Valve, SRK186 Model</b><br/>Part# ETP-48100225</p>                       |

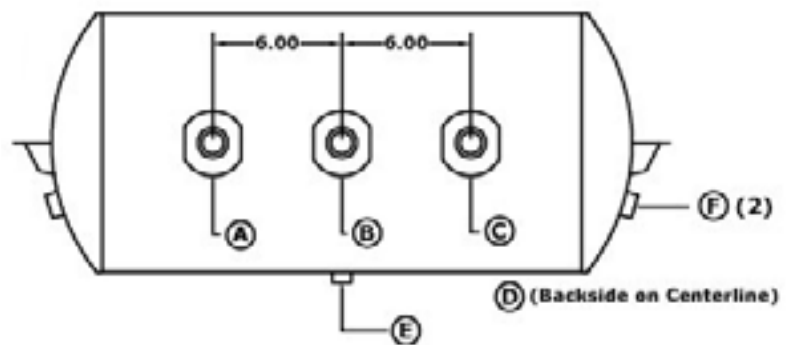
|                                     |  |
|-------------------------------------|--|
| <p><b>PHOTO</b><br/>COMING SOON</p> | <p><b>Slave Valve Kit, Meritor 9, 10 &amp; 13 Speed Models</b><br/>Part# ETP-K1T5385</p>       |
| <p><b>PHOTO</b><br/>COMING SOON</p> | <p><b>Slave Valve, (1/8" NPT Ports), Replacement for Fuller Models</b><br/>Part# ETP-A5000</p> |

## Transmission Shift Range Valves & Accessories

|   |   |
|---|---|
|   | <p><b>Shift Range Knob, Electric Over Air, Meritor 9, 10 &amp; 13 Speed Transmission Models</b><br/>Part# ETP-A3280C9467</p>            |
| <p><b>PHOTO</b><br/>COMING SOON</p>   | <p><b>Shift Range Valve, (1/16" NPT Ports) Fuller Late Ergonomic Design, A4900</b> - Part# ETP-A6913</p>                                |
| <p><b>PHOTO</b><br/>COMING SOON</p>   | <p><b>Shift Range Valve, (1/16" NPT Ports) Fuller Late Ergonomic Design, A5010</b> - Part# ETP-A6909</p>                                |
| <p><b>PHOTO</b><br/>COMING SOON</p>   | <p><b>Shift Range Valve, (1/16" NPT Ports) Fuller Late Ergonomic Design, A5010, Fuller 915, 12515 &amp; 14615</b> - Part# ETP-A6915</p> |
| <p><b>PHOTO</b><br/>COMING SOON</p>   | <p><b>Shift Range Valve, 10 Speed, Replacement for Fuller</b><br/>Part# ETP-A6910</p>   |
|  | <p><b>Shift Range Valve, 18 Speed, Replacement for Fuller</b><br/>Part# ETP-A6918</p>   |

## Trailer Air Tanks

- Manufactured to meet SAE J10 and FMVSS 121 specifications.
- Available in a variety of sizes and port configurations.
- 100% tested for leaks.
- All port sizes are in NPT.
- Individually boxed to help prevent dust and dirt contamination.
- For the rubber mounting pad, ask for part number ETP-AT1068.



| Part No.   | Dia. | Mounting Centers | Cu In Cap. | Bracket | A Main Left | B Main Center | C Main Right | D Main Back | E Drain Port | F End Ports  |
|------------|------|------------------|------------|---------|-------------|---------------|--------------|-------------|--------------|--------------|
| ETP-AT1200 | 12"  | 29.5             | 2850       | Frown   |             | 3/4"          |              |             | 1/4"         | 3/8" (Below) |
| ETP-AT1205 | 12"  | 29.5             | 2850       | Frown   |             | 3/4"          |              | 3/4"        | 1/4"         | 3/8" (Below) |
| ETP-AT1217 | 12"  | 29.5             | 2850       | Smile   | 3/4"        |               | 3/4"         |             | 1/4"         | 3/8" (Above) |
| ETP-AT1219 | 12"  | 29.5             | 2850       | Frown   | 3/4"        |               | 3/4"         | 3/4"        | 1/4"         | 3/8" (Below) |
| ETP-AT1229 | 12"  | 29.5             | 2850       | Frown   | 3/4"        |               | 3/4"         |             | 1/4"         | 3/8" (Below) |
| ETP-AT1231 | 12"  | 29.5             | 2850       | Smile   | 3/4"        |               | 3/4"         | 3/4"        | 1/4"         | 3/8" (Below) |
| ETP-AT1242 | 12"  | 29.5             | 2850       | Smile   |             | 3/4"          |              | 3/4"        | 1/4"         | 3/8" (Below) |
| ETP-AT1249 | 12"  | 29.5             | 2850       | Smile   | 3/4"        |               | 3/4"         |             | 1/4"         | 3/8" (Below) |
| ETP-AT1254 | 12"  | 29.5             | 2850       | Smile   | 3/4"        |               | 3/4"         | 3/4"        | 1/4"         | 3/8" (Above) |
| ETP-AT1274 | 12"  | 29.5             | 2850       | Frown   | 3/4"        |               | 3/4"         | 1/2"        | 1/4"         | 3/8" (Above) |

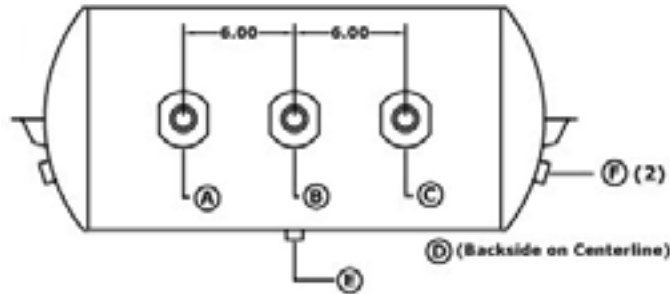


End bracket types are referred to as "Smile" and "Frown". To the left is a "Frown" bracket. It suspends the air tank under the attaching member. End ports can be either above or below the bracket.



To the left is a "Smile" bracket. It mounts the air tank on top of the attaching member. End ports can be either above or below the bracket.

Quality Truck Parts – 12 Month No Hassle Warranty!



| Part No.   | Dia. | Mounting Centers | Cu In Cap. | Bracket | A Main Left | B Main Center | C Main Right | D Main Back | E Drain Port | F End Ports  |
|------------|------|------------------|------------|---------|-------------|---------------|--------------|-------------|--------------|--------------|
| ETP-AT9500 | 9.5" | 27.5"            | 1488       | Frown   |             | 3/4"          |              |             | 1/4"         | 3/8" (Below) |
| ETP-AT9501 | 9.5" | 27.5"            | 1488       | Smile   |             | 3/4"          |              |             | 1/4"         | 3/8" (Below) |
| ETP-AT9508 | 9.5" | 27.5"            | 1488       | Frown   |             | 3/4"          |              | 3/4"        | 1/4"         | 3/8" (Below) |
| ETP-AT9531 | 9.5" | 27.5"            | 1488       | Smile   |             | 1/2"          |              | 1/2"        | 1/4"         | 1/2" (Above) |
| ETP-AT9534 | 9.5" | 27.5"            | 1488       | Smile   |             | 3/4"          |              | 3/4"        | 1/4"         | 3/8" (Below) |
| ETP-AT9542 | 9.5" | 27.5"            | 1488       | Frown   | 1/2"        |               | 1/2"         |             | 1/4"         | 3/8" (Below) |
| ETP-AT9553 | 9.5" | 27.5"            | 1488       | Smile   | 3/4"        |               | 3/4"         |             | 1/4"         | 3/8" (Below) |
| ETP-AT9575 | 9.5" | 27.5"            | 1488       | Frown   |             | 1/2"          |              | 1/2"        | 1/4"         | 3/8" (Above) |
| ETP-AT8000 | 8"   | 32"              | 1425       | Frown   |             | 3/4"          |              |             | 1/4"         | 3/8" (Below) |
| ETP-AT8007 | 8"   | 32"              | 1425       | Smile   |             | 3/4"          |              |             | 1/4"         | 3/8" (Above) |
| ETP-AT8022 | 8"   | 32"              | 1425       | Smile   | 3/4"        |               | 3/4"         |             | 1/4"         | 3/8" (Above) |
| ETP-AT8030 | 8"   | 32"              | 1425       | Frown   | 3/4"        |               | 3/4"         |             | 1/4"         | 3/8" (Below) |
| ETP-AT8047 | 8"   | 32"              | 1425       | Frown   | 3/4"        |               | 3/4"         | 3/4"        | 1/4"         | 3/8" (Below) |
| ETP-AT8052 | 8"   | 32"              | 1425       | Frown   |             | 3/4"          |              | 3/4"        | 1/4"         | 3/8" (Below) |



### Rubber Mounting Pad



Helps isolate the air tank from shock, protecting it and attached components from damage.

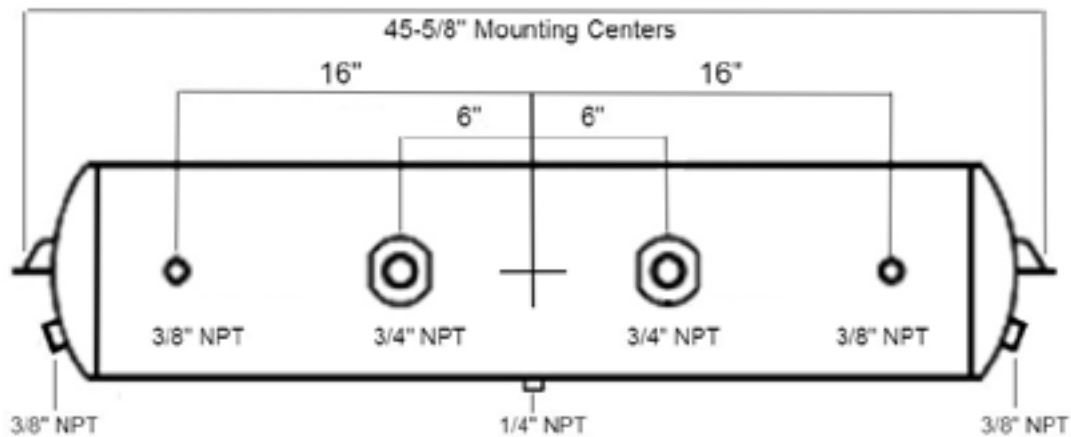
ETP-AT1068



Quality Truck Parts – 12 Month No Hassle Warranty!

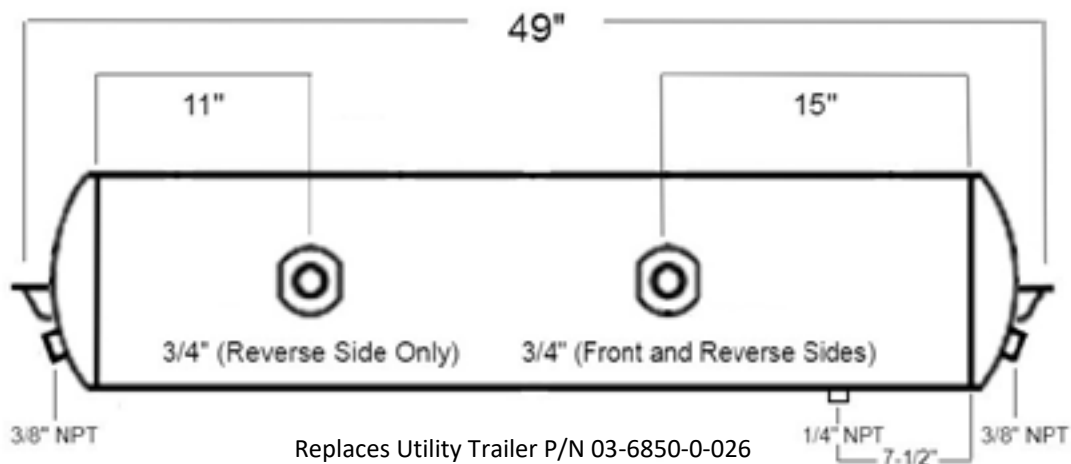
| Part No.    | Dia. | Mounting Centers | Bracket | Front Ports       | Reverse Ports | Drain Port | End Ports    |
|-------------|------|------------------|---------|-------------------|---------------|------------|--------------|
| ETP-AT95155 | 9.5" | 45.625"          | Smile   | 3/8" (2) 3/4" (2) |               | 1/4"       | 3/8" (Below) |
| ETP-AT95239 | 9.5" | 49"              | Frown   | 3/4" (1)          | 3/4" (2)      | 1/4"       | 3/8" (Below) |

### ETP-AT95155



Replaces P/N A100044325 & 12600366

### ETP-AT95239



Replaces Utility Trailer P/N 03-6850-0-026







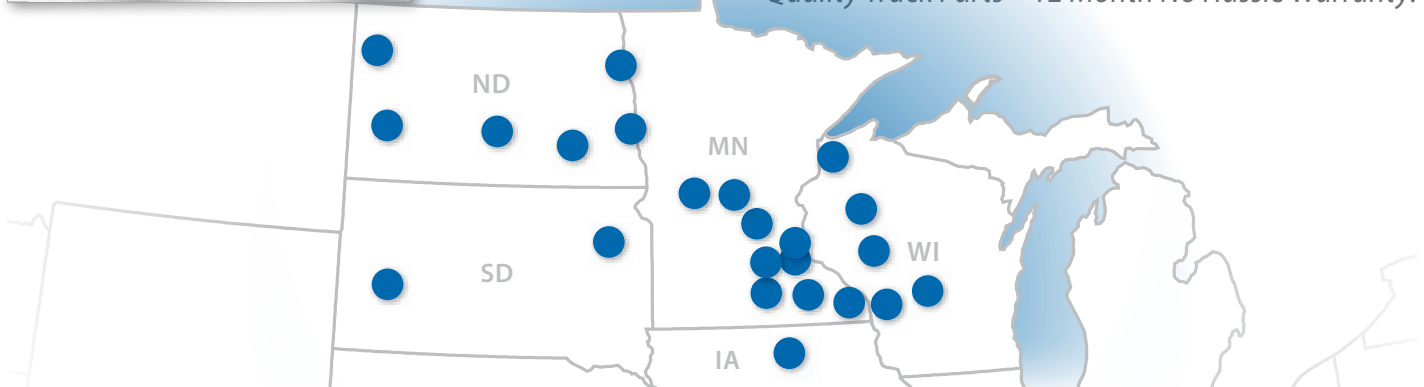






# ELITE TRUCK PARTS

Quality Truck Parts – 12 Month No Hassle Warranty!



## Locations in Minnesota, North Dakota, South Dakota, Iowa, and Wisconsin

|  |                              |  |                              |
|--|------------------------------|--|------------------------------|
| <b>Allstate Peterbilt of Alexandria</b><br>6307 County Road 87<br>Alexandria, MN 56308         | 844-620-5294<br>320-759-3947 | <b>Allstate Parts of Rice Lake</b><br>1760 20 3/4 Street<br>Rice Lake, WI 54868                | 855-736-4010<br>715-736-4010 |
| <b>Allstate Peterbilt of Bismarck</b><br>3800 E Century Avenue<br>Bismarck, ND 58503           | 866-819-2628<br>701-255-7555 | <b>Allstate Peterbilt of Rochester</b><br>610 Schumann Drive NW<br>Stewartville, MN 55976      | 800-533-7384<br>507-523-2333 |
| <b>Allstate Peterbilt of Clear Lake</b><br>2209 4th Avenue S<br>Clear Lake, IA 50428           | 844-440-9687<br>641-357-8240 | <b>Allstate Peterbilt of Rogers</b><br>21701 John Deere Lane<br>Rogers, MN 55374               | 800-999-9887<br>763-428-4333 |
| <b>Allstate Peterbilt of Dickinson</b><br>3432 I-94 Business Loop E<br>Dickinson, ND 58601     | 855-869-9314<br>701-225-9424 | <b>Allstate Parts of Shakopee</b><br>5272 Valley Industrial Boulevard S<br>Shakopee, MN 55379  | 844-338-1381<br>612-455-0226 |
| <b>Allstate Peterbilt of Eagan</b><br>3703 Kennebec Drive<br>Eagan, MN 55122                   | 888-894-3114<br>651-361-1020 | <b>Allstate Parts of St. Cloud</b><br>6704 8th Avenue S, Suite 200<br>St. Cloud, MN 56301      | 877-229-8786<br>320-229-8789 |
| <b>Allstate Peterbilt of Eau Claire</b><br>6500 Texaco Drive<br>Eau Claire, WI 54703           | 877-874-4747<br>715-874-4747 | <b>Allstate Peterbilt of South St. Paul</b><br>558 Villaume Avenue<br>South St. Paul, MN 55075 | 800-328-0104<br>651-455-6500 |
| <b>Allstate Peterbilt of Fargo</b><br>3611 38th Street SW<br>Fargo, ND 58104                   | 800-342-4949<br>701-282-6200 | <b>Allstate Peterbilt of Superior</b><br>211 Hammond Avenue<br>Superior, WI 54880              | 800-408-5264<br>715-392-4440 |
| <b>Allstate Peterbilt of Grand Forks</b><br>3805 Gateway Drive<br>Grand Forks, ND 58203        | 855-488-7551<br>701-757-4040 | <b>Allstate Peterbilt of Tomah</b><br>1620 Winnebago Avenue<br>Tomah, WI 54660                 | 855-603-9077<br>608-372-0917 |
| <b>Allstate Peterbilt of Jamestown</b><br>8058 36th Street SE<br>Jamestown, ND 58401           | 844-952-6890<br>701-952-6890 | <b>Allstate Peterbilt of Watertown</b><br>138 28th Street NE<br>Watertown, SD 57201            | 844-657-6180<br>605-657-6180 |
| <b>Allstate Peterbilt of La Crosse</b><br>55 Boul Road<br>West Salem, WI 54669                 | 800-665-0433<br>608-779-4905 | <b>Allstate Peterbilt of Williston</b><br>13579 58th Street NW<br>Williston, ND 58801          | 888-894-3511<br>701-774-0225 |
| <b>Allstate Peterbilt of Rapid City</b><br>4650 North I-90 Service Road<br>Box Elder, SD 57719 | 800-697-3024<br>605-787-9345 | <b>Allstate Peterbilt of Winona</b><br>960 71st Avenue<br>Winona, MN 55987                     | 888-452-6527<br>507-452-7170 |



Elite Truck Parts is an Allstate Peterbilt Group exclusive line of truck parts