

Distributed by



[display.hikvision.com/en/](https://display.hikvision.com/en/)


Follow us on social media to get the latest product and solution information

- Hikvision
- HikvisionHQ
- hikvisionoverseas
- HikvisionOverseas
- HikvisionHQ
- Hikvision Corporate Channel
- Hikvision Commercial Display



# PRODUCT QUICK GUIDE **LED DISPLAYS**

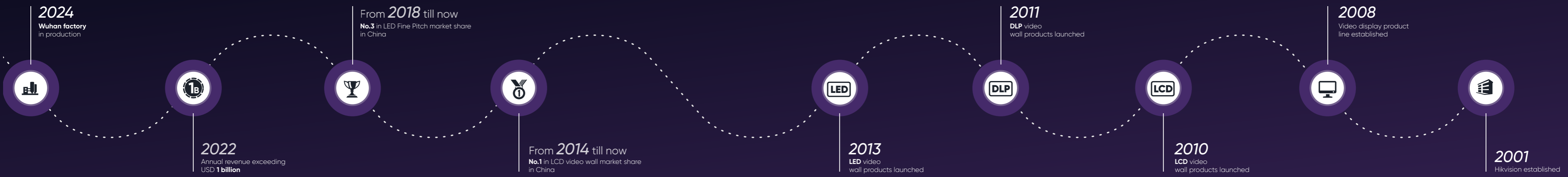
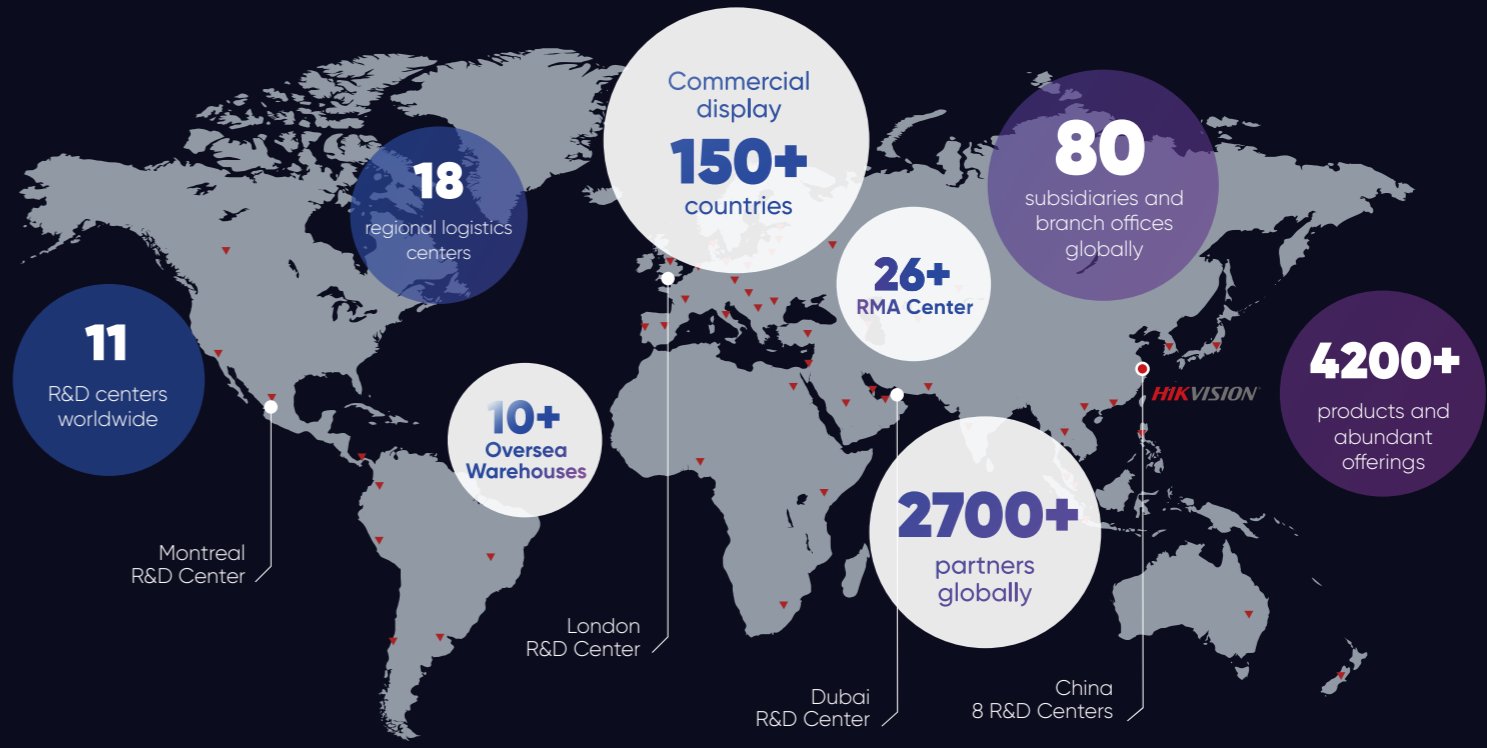

2024



# Hikvision LED Displays

Hikvision LED displays are designed to captivate and inspire. Our premium LED products and solutions elevate your visual experience to the next level, transforming any space into an immersive environment. Whether you need an LED wall for a stunning atrium or a digital signage solution for wayfinding, Hikvision LED displays always bring your vision to life and illuminate endless possibilities.

## Product Matrix of LED Displays





# HIKVISION LED TECHNOLOGIES

## Excellent Display Performance



### Proactive Operations Management

Enables real-time monitoring of LED hardware, issues anomaly alerts, and provides troubleshooting guidance.



### PixMaster

Utilizes algorithms to recognize images and enhance visual effects, while reducing power consumption by nearly 20%.




### Three-in-One LED controller

Simultaneously supports LED management, multi-input video walls, and information release.

## Energy-saving Technologies

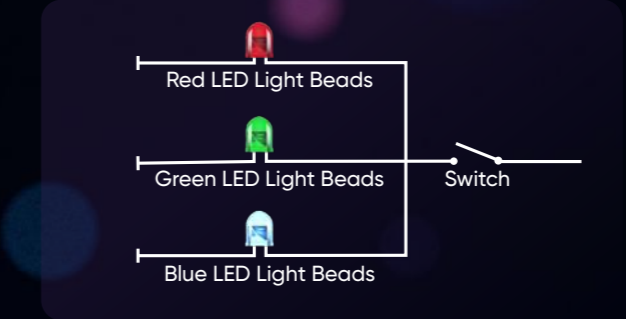
### Flip chip COB

Flip-chip COB boosts luminous area, energy savings, and temperature reduction by eliminating wire-bonding step.




### Common cathodes

Common cathode powers each RGB LED separately, enabling accurate voltage distribution and reduced power consumption.




### Aluminum cabinets

Aluminium cabinets protect LED displays with excellent heat dissipation for prolonged component lifespan.



### Intelligent energy-saving engine

Hikvision's intelligent energy-saving engine enhances images with pixel-level clarity and intelligent analysis for optimal display quality.






# HIKVISION LED DISPLAYS MATRIX

## Indoor LED Displays

Advanced indoor LED displays with diverse encapsulation technologies.



- Ultra Series**
- Ultra-light & ultra-thin (less than 30mm)
  - Single-cabinet correction for easy installation
  - Energy-saving up to 50% with high-performance IC and technology
  - COB design, anti-glare, high-contrast, and high-protection



- Flex Series**
- Creative splicing with diverse sizes, ideal for retails
  - Ensure optimal viewing with 90° rotation
  - 45° cut edge to facilitate external right-angle design



- Solid Plus Series**
- Ultra-light & ultra-thin (less than 30mm)
  - HOB to enhance resistance, with automated repair tool



- LED Splicing Screen**
- HDMI or HDBaseT interface compatible (alternative)
  - Built-in LED controller
  - Plug-and-play ready
  - Self splicing up to 10 screens



- Solid Series**
- Ultra-light & ultra-thin (less than 30mm)
  - Equipped with high-quality lamps for enhanced protection
  - Flip-chip & common cathode (optional)



- Value Series**
- Module cable-free design for easier installation and front maintenance
  - Ultra-thin back shell for excellent flatness
  - Ultra-high contrast ratio for excellent color performance

## Outdoor LED Displays

Stand out from the crowd with high brightness, surprising energy-savings and excellent heat dissipation.



- LumiUltra Series**
- 960mm\*960mm cabinet
  - Aluminum cabinet and shell with excellent heat dissipation
  - Operation below 60°C, without AC
  - Up to 50% energy saving
  - High brightness up to 10,000 nits with less brightness degradation



- LumiFit Series**
- 500mm\*500mm/500mm\*1000mm cabinet
  - Aluminum cabinet and shell with excellent heat dissipation
  - Aviation plug for easy installation
  - Protection IP67 (front) and IP66 (rear)



- LumiSquare Series**
- 960mm\*960mm cabinet
  - Aluminum cabinet with excellent heat dissipation
  - Aviation plug for easy installation
  - Operation below 60°C, without AC
  - Up to 50% energy saving
  - High brightness up to 6500 nits with less brightness degradation

## Creative LED Displays


Revolutionize your LED display content.



- LED All-in-one Display**
- Built-in dual system (Android and Windows) with USB interface
  - Wireless screen mirroring of PC and Android and iOS devices, up to 4 devices at the same time
  - HOB technology enhances protection with lower dead lamp rates



- LED Poster Display**
- Seamless splicing of multiple screens, up to 10 pieces
  - Built-in digital signage function for easy advertising
  - HOB protection functions make it moisture-proof in humid regions and prevent it from crack lamp in crowded places



- Transparent LED Display**
- Standardized cabinet for flexible installation, thin design, convenient for quick installation
  - Material selection and design with high permeability, preserving the original appearance of the building




## LED Modules

Expand your vision with infinite flexibility



### Indoor LED module

- Advanced pad bonding with high stability
- PC+30 fiber bottom case kit, ensuring robustness and flatness
- High-grade ICs with a broader color spectrum and evenly-divided gray scales
- PCB design, optimizing performance



### Outdoor LED module

- Resistant to moisture, UV, and temperature changes
- High strength to improve flatness and splicing
- Reducing glare for better contrast



### Soft LED module

- Splicing with 120-degree flexibility for both concave and convex bending
- Magnetic column improves the stability of installation



### Cut-edge module

- Cut-edge modules ensure no extra cuts or seams for curved displays
- Extended splicing angles: splice the display outward from 90 to 180 degrees


## Video Wall Controller & Decode

Activating large screen system



### C30S Series Controllers DS-C30S-Sxx

- 11/23 slots
- Support mixed insertion of functional boards
- Support decoding boards and LED control boards



### C60S Series Controllers

- 6 slots: 2 input + 2 output + 2 mixed




### 69(C) Series Decoders DS-D69xxUDI(C)

- 1/4/8/10/12/16 HDMI output interfaces
- Support 2xHDMI local input interfaces
- Support up to 32MP decoding

## Rental LED Displays

Effortless installation with versatile options



### CQ series

- Ultra lightweight and slim design for easy installation
- Optional curved lock, capable of splicing large screens with max. 15° inner arc, 10° outer arc, 90° corner, etc.
- Cabinets of different sizes can be mixed and assembled into various shapes
- Modular power box design for easy front and rear maintenance

## LED Controller

Enabling seamless visual impact




### C Series

- 2/4/6 RJ45 output ports
- 1.3 - 3.9MP load capacity
- Hikvision system



### P Series

- 12/20 RJ45 ports
- 13MP load capacity
- Built-in information release and video wall management
- Hikvision system



### B31S Series Controllers DS-B31-Sxx

- Support up to 16-ch input and 32-ch output interfaces
- Support 256-ch 1080P or 512-ch 720P decoding



### Distributed Controller DS-C80N-01xx

- Decentralized system for high availability
- Unlimited scalability
- Support up to 4K@60Hz input/output



### KVM System

- DS-C80K-01xx ≤ 10 ms delay
- Support up to 4K@60Hz input/output
- Built-in GUI for easy operation



# IN-HOUSE MANUFACTURING


A reliable production capacity and precise quality control are always Hikvision's top priorities. In-house manufacturing allows us to maintain consistent quality standards, increase output, respond better to market demands, and improve turnaround times. We have established a dual-base manufacturing system in Tonglu and Wuhan, with an annual production capacity of 500,000+ square meters.



Solder Paste Printing



AOI - Automatic Optical Inspection



Surface Mounting



Reflow



Lighting Inspection




Auto-aging

Climate Test




Salt Spray Test



Anechoic Chamber RF Test



Dissipation Test



Water Proof Test



Packaging and Transportation Test

# FULL-CIRCLE QUALITY CONTROL

LED displays often have a hard life. Many are moved frequently, used outdoors on rigs, or placed in hot, direct sunlight for hours – testing their resilience to the utmost limits. By ensuring strict quality with full-circle testing, from incoming parts to outgoing products and everything in between, Hikvision builds every LED display at the highest standards. Our aim and purpose is to truly brighten every moment.



# SUCCESS STORIES


Customer: **Balwin Properties Limited**  
 Location: Johannesburg, South Africa  
 Industry: Real estate



Customer: **My Clinic Dental Centre**  
 Location: Al Khalidiyyah, Saudi Arabia  
 Industry: Healthcare




Customer: **ShowTime**  
 Location: São Paulo, Brazil  
 Industry: Entertainment & Events



Customer: **Gereja Isa Almasih Dr. Cipto**  
 Location: Semarang, Central Java, Indonesia  
 Industry: Social Organization



Customer: **Etern Laos Communication**  
 Location: Vientiane, Laos  
 Industry: Commercial



Customer: **GIGA Digital**  
 Location: Vietnam  
 Industry: Retail



Customer: **Secteo GmbH**  
 Location: Thale, Germany  
 Industry: Security



Customer: **GEMS Modern Academy**  
 Location: UAE  
 Industry: Education









Customer: **Intersport**  
 Location: Athens, Greece  
 Industry: Retail





Customer: **Jashanmal**  
 Location: UAE  
 Industry: Retail






Model		DS-D4009BW-2FC	DS-D4012BW-2FC	DS-D4015BW-2FC
Image				
Module	Pixel Structure	Flip-chip COB	Flip-chip COB	Flip-chip COB
	Pixel Pitch (mm)	0.9375	1.25	1.5625
	Module Composition (W x H)	2 x 2	2 x 2	2 x 2
Cabinet	Cabinet Dimension (W x H x D, mm)	600 x 337.5 x 29.3 (23.622" x 13.287" x 1.154")	600 x 337.5 x 29.3 (23.622" x 13.287" x 1.154")	600 x 337.5 x 29.3 (23.622" x 13.287" x 1.154")
	Cabinet Resolution (W x H)	640 x 360	480 x 270	384 x 216
	Cabinet Weight	3.4 Kg(7.496 lb)	3.4 Kg(7.496 lb)	3.4 Kg(7.496 lb)
	Pixel Density (dots/m²)	1,137,777	640,000	409,600
	Cabinet Material	Aluminium die casting	Aluminium die casting	Aluminium die casting
	Maintenance Method	Front maintenance for all components	Front maintenance for all components	Front maintenance for all components
	Protection Level	/	/	/
Optical	Brightness (nits)	600	600	600
	Color Temperature (K)	3000-10000 K adjustable	3000-10000 K adjustable	3000-10000 K adjustable
	Viewing Angle	160°(H)/160°(V)	160°(H)/160°(V)	160°(H)/160°(V)
	Contrast Ratio	15000:1	15000:1	15000:1
Electrical	Peak Consumption (W/m²)	≤ 360	≤ 300	≤ 300
	Average Consumption (W/m²)	≤ 120	≤ 100	≤ 100
Processing Performance	Frame Rate (Hz)	60	60	60
	Refresh Rate (Hz)	3,840	3,840	3,840



Model		DS-D4012CW-2FQ	DS-D4015CW-2FQ	DS-D4018CW-2FQ
Image				
Module	Pixel Structure	HOB	HOB	HOB
	Pixel Pitch (mm)	1.25	1.56	1.8
	Module Composition (W x H)	2 x 2	2 x 2	2 x 2
Cabinet	Cabinet Dimension (W x H x D, mm)	600x337.5x29.5 (23.622" x 13.287" x 1.161")	600x337.5x29.5 (23.622" x 13.287" x 1.161")	600x337.5x29.5 (23.622" x 13.287" x 1.161")
	Cabinet Resolution (W x H)	480 x 270	384 x 216	240 x 136
	Cabinet Weight	3.4 Kg(7.496 lb)	3.4 Kg(7.496 lb)	3.4 Kg(7.496 lb)
	Pixel Density (dots/m²)	640,000	409,600	161,185
	Cabinet Material	Aluminium die casting	Aluminium die casting	Aluminium die casting
	Maintenance Method	Front maintenance for all components	Front maintenance for all components	Front maintenance for all components
	Protection Level	/	/	/
Optical	Brightness (nits)	600	600	600
	Color Temperature (K)	3000-10000 K adjustable	3000-10000 K adjustable	3000-10000 K adjustable
	Viewing Angle	160°(H)/160°(V)	160°(H)/160°(V)	160°(H)/160°(V)
	Contrast Ratio	3000:1	3000:1	3000:1
Electrical	Peak Consumption (W/m²)	≤ 460	≤ 390	≤ 400
	Average Consumption (W/m²)	≤ 160	≤ 130	≤ 140





Model	DS-D4012NW-2F	DS-D4015NW-2F	
Image			
Module	Pixel Structure	SMD Triad LED with Top level lamp	SMD Triad LED with Top level lamp
	Pixel Pitch (mm)	1.25	1.56
	Module Composition (W x H)	2 x 2	2 x 2
Cabinet	Cabinet Dimension (W x H x D, mm)	600x337.5x29.5 (23.622" x 13.287" x 1.161")	600x337.5x29.5 (23.622" x 13.287" x 1.161")
	Cabinet Resolution (W x H)	480 x 270	384 x 216
	Cabinet Weight	3.4 Kg(7.496 lb)	3.4 Kg(7.496 lb)
	Pixel Density (dots/m²)	640000	409,600
	Cabinet Material	Aluminium die casting	Aluminium die casting
	Maintenance Method	Front maintenance for all components	Front maintenance for all components
	Protection Level	/	/
Optical	Brightness (nits)	600	600
	Color Temperature (K)	3000-10000 K adjustable	3000-10000 K adjustable
	Viewing Angle	160°(H)/160°(V)	160°(H)/160°(V)
	Contrast Ratio	3000:1	3000:1
Electrical	Peak Consumption (W/m²)	≤ 460	≤ 390
	Average Consumption (W/m²)	≤ 160	≤ 130
Processing Performance	Frame Rate (Hz)	60	60
	Refresh Rate (Hz)	3,840	3,840
	Grey Level (bit)	16	16




Model	DS-D4012CW-2F	DS-D4015CW-2F	DS-D4018CW-2F	
Image				
Module	Pixel Structure	SMD triad LED	SMD triad LED	SMD triad LED
	Pixel Pitch (mm)	1.25	1.56	1.8
	Module Composition (W x H)	2 x 2	2 x 2	2 x 2
Cabinet	Cabinet Dimension (W x H x D, mm)	600x337.5x29.5 (23.622" x 13.287" x 1.161")	600x337.5x29.5 (23.622" x 13.287" x 1.161")	600x337.5x29.5 (23.622" x 13.287" x 1.161")
	Cabinet Resolution (W x H)	480 x 270	384 x 216	240 x 136
	Cabinet Weight	3.4 Kg(7.496 lb)	3.4 Kg(7.496 lb)	3.4 Kg(7.496 lb)
	Pixel Density (dots/m²)	640,000	409,600	161,185
	Cabinet Material	Aluminium die casting	Aluminium die casting	Aluminium die casting
	Maintenance Method	Front maintenance for all components	Front maintenance for all components	Front maintenance for all components
	Protection Level	/	/	/
Optical	Brightness (nits)	600	600	600
	Color Temperature (K)	3000-10000 K adjustable	3000-10000 K adjustable	3000-10000 K adjustable
	Viewing Angle	160°(H)/160°(V)	160°(H)/160°(V)	160°(H)/160°(V)
	Contrast Ratio	3000:1	3000:1	3000:1
Electrical	Peak Consumption (W/m²)	≤ 460	≤ 390	≤ 400
	Average Consumption (W/m²)	≤ 160	≤ 130	≤ 140



Model		DS-D4207CI-ZWDB	DS-D4015CB-1F
Image			
Module	Pixel Structure	Flip-chip COB	SMD Triad LED
	Pixel Pitch (mm)	0.78	1.5625
	Module Composition (W x H)	2 x 1	1 x 3
Cabinet	Cabinet Dimension (W x H x D, mm)	600 x 337.5 x 45.6 (23.62" x 13.29" x 1.80")	750 x 250 x 50 (29.53" x 9.84" x 1.97")
	Cabinet Resolution (W x H)	768 x 432	480 x 160
	Cabinet Weight	6.5 Kg (14.33 lb)	4.59 Kg (10.12 lb)
	Pixel Density (dots/m²)	1,638,400	409,600
	Cabinet Material	Die-casting aluminum	Aluminum die casting
	Maintenance Method	Both front and rear maintenance	Front maintenance for all components
	Protection Level	Front IP65	IP60 (Front)
Optical	Brightness (nits)	600	800
	Color Temperature (K)	3,000 to 10,000 adjustable	3000-10000 K adjustable
	Viewing Angle	Horizontal 160°, vertical 160°	160°(H)/160°(V)
	Contrast Ratio	1,5000:1	≥ 5,000:1
Electrical	Peak Consumption (W/m²)	470	≤ 550
	Average Consumption (W/m²)	157	≤ 185

Model		DS-D4015CC-1F	DS-D4015CD-1F	DS-D4015CF-1F
Image				
Module	Pixel Structure	SMD Triad LED	SMD Triad LED	SMD Triad LED
	Pixel Pitch (mm)	1.5625	1.5625	1.5625
	Module Composition (W x H)	1 x 4	2 x 2	2 x 4
Cabinet	Cabinet Dimension (W x H x D, mm)	1000 x 250 x 50 (39.37" x 9.84" x 1.97")	500 x 500 x 50 (19.69" x 19.69" x 1.97")	1000 x 500 x 50 (39.37" x 19.69" x 1.97")
	Cabinet Resolution (W x H)	640 x 160	320 x 320	640 x 320
	Cabinet Weight	5.65 Kg (12.456 lb)	5.6 Kg (12.35 lb)	10.54 Kg (23.237 lb)
	Pixel Density (dots/m²)	409,600	409,600	409,600
	Cabinet Material	Aluminum die casting	Aluminum die casting	Aluminum die casting
	Maintenance Method	Front maintenance for all components	Front maintenance for all components	Front maintenance for all components
	Protection Level	IP60 (Front)	IP60 (Front)	IP60 (Front)
Optical	Brightness (nits)	800	800(Peak 1000)	800(Peak 1000)
	Color Temperature (K)	3000-10000 K adjustable	3000-10000 K adjustable	3000-10000 K adjustable
	Viewing Angle	160°(H)/160°(V)	160°(H)/160°(V)	160°(H)/160°(V)
	Contrast Ratio	≥ 5,000:1	≥ 5000:1	≥ 5000:1
Electrical	Peak Consumption (W/m²)	≤ 550	≤ 600	≤ 600
	Average Consumption (W/m²)	≤ 185	≤ 185	≤ 185





Model		DS-D4019CB-1F	DS-D4019CC-1F	DS-D4019CD-1F
Image				
Module	Pixel Structure	SMD Triad LED	SMD Triad LED	SMD Triad LED
	Pixel Pitch (mm)	1.9531	1.9531	1.9531
	Module Composition (W × H)	1 × 3	1 × 4	2 × 2
Cabinet	Cabinet Dimension (W × H × D, mm)	750 × 250 × 50 (29.53" × 9.84" × 1.97")	1000 × 250 × 50 (39.37" × 9.84" × 1.97")	500 × 500 × 50 (19.69" × 19.69" × 1.97")
	Cabinet Resolution (W × H)	384 × 128	512 × 128	256 × 256
	Cabinet Weight	4.59 Kg (10.12 lb)	5.65 Kg (12.456 lb)	5.6 Kg (12.346 lb)
	Pixel Density (dots/m²)	262,144	262,144	262,144
	Cabinet Material	Aluminum die casting	Aluminum die casting	Aluminum die casting
	Maintenance Method	Front maintenance for all components	Front maintenance for all components	Front maintenance for all components
	Protection Level	IP60 (Front)	IP60 (Front)	IP60 (Front)
Optical	Brightness (nits)	800	800	800(Peak 1000)
	Color Temperature (K)	3000-10000 K adjustable	3000-10000 K adjustable	3000-10000 K adjustable
	Viewing Angle	160°(H)/160°(V)	160°(H)/160°(V)	160°(H)/160°(V)
	Contrast Ratio	≥ 5000:1	≥ 5000:1	≥ 5000:1
Electrical	Peak Consumption (W/m²)	≤ 550	≤ 550	≤ 600
	Average Consumption (W/m²)	≤ 185	≤ 185	≤ 185




Model		DS-D4019CF-1F	DS-D4026CB-1F	DS-D4026CC-1F
Image				
Module	Pixel Structure	SMD Triad LED	SMD Triad LED	SMD Triad LED
	Pixel Pitch (mm)	1.9531	2.604	2.604
	Module Composition (W × H)	2 × 4	1 × 3	1 × 4
Cabinet	Cabinet Dimension (W × H × D, mm)	1000 × 500 × 50 (39.37" × 19.69" × 1.97")	750 × 250 × 50 (29.53" × 9.84" × 1.97")	1000 × 250 × 50 (39.37" × 9.84" × 1.97")
	Cabinet Resolution (W × H)	512 × 256	288 × 96	384 × 96
	Cabinet Weight	10.54 Kg (23.237 lb)	4.59 Kg (10.12 lb)	5.65 Kg (12.456 lb)
	Pixel Density (dots/m²)	262,144	147,456	147,456
	Cabinet Material	Aluminum die casting	Aluminum die casting	Aluminum die casting
	Maintenance Method	Front maintenance for all components	Front maintenance for all components	Front maintenance for all components
	Protection Level	IP60 (Front)	IP60 (Front)	IP60 (Front)
Optical	Brightness (nits)	800(Peak 1000)	800(Peak 1000)	800(Peak 1000)
	Color Temperature (K)	3000-10000 K adjustable	3000-10000 K adjustable	3000-10000 K adjustable
	Viewing Angle	160°(H)/160°(V)	160°(H)/160°(V)	160°(H)/160°(V)
	Contrast Ratio	≥ 5000:1	≥ 5000:1	≥ 5000:1
Electrical	Peak Consumption (W/m²)	≤ 600	≤ 550	≤ 550
	Average Consumption (W/m²)	≤ 185	≤ 185	≤ 185






Model		DS-D4026CD-1F	DS-D4026CF-1F	DS-D4029CB-1F
Image				
Module	Pixel Structure	SMD Triad LED	SMD Triad LED	SMD Triad LED
	Pixel Pitch (mm)	2.604	2.604	2.976
	Module Composition (W x H)	2 x 2	2 x 4	1 x 3
Cabinet	Cabinet Dimension (W x H x D, mm)	500 x 500 x 50 (19.69" x 19.69" x 1.97")	1000 x 500 x 50 (39.37" x 19.69" x 1.97")	750 x 250 x 50 (29.53" x 9.84" x 1.97")
	Cabinet Resolution (W x H)	192 x 192	384 x 192	252 x 84
	Cabinet Weight	5.6 Kg (12.346 lb)	10.54 Kg (23.237 lb)	4.59 Kg (10.12 lb)
	Pixel Density (dots/m²)	147,456	147,456	112,896
	Cabinet Material	Aluminum die casting	Aluminum die casting	Aluminum die casting
	Maintenance Method	Front maintenance for all components	Front maintenance for all components	Front maintenance for all components
	Protection Level	IP60 (Front)	IP60 (Front)	IP60 (Front)
Optical	Brightness (nits)	800(Peak 1000)	800(Peak 1000)	800(Peak 1000)
	Color Temperature (K)	3000-10000 K adjustable	3000-10000 K adjustable	3000-10000 K adjustable
	Viewing Angle	160°(H)/160°(V)	160°(H)/160°(V)	160°(H)/160°(V)
	Contrast Ratio	≥ 5000:1	≥ 5000:1	≥ 5000:1
Electrical	Peak Consumption (W/m²)	≤ 600	≤ 600	≤ 600
	Average Consumption (W/m²)	≤ 185	≤ 185	≤ 185





Model		DS-D4029CC-1F	DS-D4029CD-1F	DS-D4029CF-1F
Image				
Module	Pixel Structure	SMD Triad LED	SMD Triad LED	SMD Triad LED
	Pixel Pitch (mm)	2.976	2.976	2.976
	Module Composition (W x H)	1 x 4	2 x 2	2 x 4
Cabinet	Cabinet Dimension (W x H x D, mm)	1000 x 250 x 50 (39.37" x 9.84" x 1.97")	500 x 500 x 50 (19.69" x 19.69" x 1.97")	1000 x 500 x 50 (39.37" x 19.69" x 1.97")
	Cabinet Resolution (W x H)	336 x 84	168 x 168	336 x 168
	Cabinet Weight	5.65 Kg (12.456 lb)	5.60 Kg (12.346 lb)	10.54 Kg (23.237 lb)
	Pixel Density (dots/m²)	112,896	112,896	112,896
	Cabinet Material	Aluminum die casting	Aluminum die casting	Aluminum die casting
	Maintenance Method	Front maintenance for all components	Front maintenance for all components	Front maintenance for all components
	Protection Level	IP60 (Front)	IP60 (Front)	IP60 (Front)
Optical	Brightness (nits)	800(Peak 1000)	800(Peak 1000)	800(Peak 1000)
	Color Temperature (K)	3000-10000 K adjustable	3000-10000 K adjustable	3000-10000 K adjustable
	Viewing Angle	160°(H)/160°(V)	160°(H)/160°(V)	160°(H)/160°(V)
	Contrast Ratio	≥ 5000:1	≥ 5000:1	≥ 5000:1
Electrical	Peak Consumption (W/m²)	≤ 600	≤ 600	≤ 600
	Average Consumption (W/m²)	≤ 185	≤ 185	≤ 185





Model		DS-D4039CB-1F	DS-D4039CC-1F	DS-D4039CD-1F
Image				
Module	Pixel Structure	SMD Triad LED	SMD Triad LED	SMD Triad LED
	Pixel Pitch (mm)	3.906	3.906	3.906
	Module Composition (W x H)	1 x 3	1 x 4	2 x 2
Cabinet	Cabinet Dimension (W x H x D, mm)	750 x 250 x 50 (29.53" x 9.84" x 1.97")	1000 x 250 x 50 (39.37" x 9.84" x 1.97")	500 x 500 x 50 (19.69" x 19.69" x 1.97")
	Cabinet Resolution (W x H)	192 x 64	256 x 64	128 x 128
	Cabinet Weight	4.59 Kg (10.12 lb)	5.65 Kg (12.456 lb)	5.60 Kg (12.346 lb)
	Pixel Density (dots/m²)	65,536	65,536	65,536
	Cabinet Material	Aluminum die casting	Aluminum die casting	Aluminum die casting
	Maintenance Method	Front maintenance for all components	Front maintenance for all components	Front maintenance for all components
	Protection Level	IP60 (Front)	IP60 (Front)	IP60 (Front)
Optical	Brightness (nits)	800(Peak 1000)	800(Peak 1000)	800(Peak 1000)
	Color Temperature (K)	3000-10000 K adjustable	3000-10000 K adjustable	3000-10000 K adjustable
	Viewing Angle	160°(H)/160°(V)	160°(H)/160°(V)	160°(H)/160°(V)
	Contrast Ratio	≥ 5000:1	≥ 5000:1	≥ 5000:1
Electrical	Peak Consumption (W/m²)	≤ 600	≤ 600	≤ 550
	Average Consumption (W/m²)	≤ 185	≤ 185	≤ 185




Model		DS-D4039CF-1F	DS-D4012CS-1F	DS-D4015CS-1F
Image				
Module	Pixel Structure	SMD Triad LED	SMD Triad LED	SMD Triad LED
	Pixel Pitch (mm)	3.906	1.25	1.538
	Module Composition (W x H)	2 x 4	2 x 3	2 x 3
Cabinet	Cabinet Dimension (W x H x D, mm)	1000 x 500 x 50 (39.37" x 19.69" x 1.97")	640 x 480 x 58.6 (25.19" x 18.90" x 2.31")	640 x 480 x 58.6 (25.19" x 18.90" x 2.31")
	Cabinet Resolution (W x H)	256 x 128	512 x 384	416 x 312
	Cabinet Weight	10.54 Kg (23.24 lb)	7.55 Kg (16.64 lb)	7.55 Kg (16.64 lb)
	Pixel Density (dots/m²)	65,536	640,000	422,500
	Cabinet Material	Aluminum die casting	Die cast aluminum box	Die cast aluminum box
	Maintenance Method	Front maintenance for all components	Complete pre maintenance	Complete pre maintenance
	Protection Level	IP60 (Front)	/	/
Optical	Brightness (nits)	800(Peak 1000)	600	500
	Color Temperature (K)	3000-10000 K adjustable	3000-10000 K adjustable	3000-10000 K adjustable
	Viewing Angle	160°(H)/160°(V)	160°(H)/160°(V)	160°(H)/160°(V)
	Contrast Ratio	≥ 5000:1	3000:1	3000:1
Electrical	Peak Consumption (W/m²)	≤ 550	450	≤450
	Average Consumption (W/m²)	≤ 185	150	≤150








Model	DS-D4018CS-1F	DS-D4020CS-1F	DS-D4025CS-1F	
Image				
Module	Pixel Structure	SMD Triad LED	SMD Triad LED	SMD Triad LED
	Pixel Pitch (mm)	1.86	2	2.5
	Module Composition (W × H)	2 × 3	2 × 3	2 × 3
Cabinet	Cabinet Dimension (W × H × D, mm)	640 × 480 × 58.6 (25.19" × 18.90" × 2.31")	640 × 480 × 58.6 (25.19" × 18.90" × 2.31")	640 × 480 × 58.6 (25.19" × 18.90" × 2.31")
	Cabinet Resolution (W × H)	344 × 258	320 × 240	256 × 192
	Cabinet Weight	7.55 Kg (16.64 lb)	7.55 Kg (16.64 lb)	7.55 Kg (16.64 lb)
	Pixel Density (dots/m²)	288,906	250,000	160,000
	Cabinet Material	Die cast aluminum box	Die cast aluminum box	Die cast aluminum box
	Maintenance Method	Complete pre maintenance	Complete pre maintenance	Complete pre maintenance
	Protection Level	/	/	/
Optical	Brightness (nits)	600	600	600
	Color Temperature (K)	3000-10000 K adjustable	3000-10000 K adjustable	3000-10000 K adjustable
	Viewing Angle	160°(H)/160°(V)	160°(H)/160°(V)	160°(H)/160°(V)
	Contrast Ratio	3000:1	3000:1	3000:1
Electrical	Peak Consumption (W/m²)	≤450	≤450	≤450
	Average Consumption (W/m²)	≤150	≤150	≤150

Model	DS-D4260F0-GLF	DS-D4280F0-GLF	DS-D42A0F0-GLF	DS-D4260F0-GLF/C	DS-D42A0F0-GLF/C	
Image						
Module	Pixel Structure	Gold wire SMD triad LED	Gold wire SMD triad LED	Gold wire SMD triad LED	Gold wire SMD triad LED	
	Pixel Pitch (mm)	6.67	8	10	6.67	10
	Module Composition (W × H)	2 × 3	2 × 3	2 × 3	1 × 3	1 × 3
Cabinet	Module Structure	Aluminum Shell	Aluminum Shell	Aluminum Shell	Aluminum Shell	Aluminum Shell
	Cabinet Dimension (W × H × D, mm)	960 × 960 × 97 (37.80" × 37.80" × 3.82")	960 × 960 × 97 (37.80" × 37.80" × 3.82")	960 × 960 × 97 (37.80" × 37.80" × 3.82")	120 × 960 × 127 (4.72" × 37.80" × 5.00")	120 × 960 × 127 (4.72" × 37.80" × 5.00")
	Cabinet Resolution (W × H)	144 × 144	120 × 120	96 × 96	18 × 144	12 × 96
	Cabinet Weight	28 Kg (61.73 lb)	28 Kg (61.73 lb)	28 Kg (61.73 lb)	6 Kg (13.23 lb)	5 Kg (10.02 lb)
	Pixel Density (dots/m²)	22,500	15,625	10,000	22,500	10,000
	Cabinet Material	Aluminum profile	Aluminum profile	Aluminum profile	Aluminum profile	Aluminum profile
	Maintenance Method	Both front and rear maintenance	Both front and rear maintenance	Both front and rear maintenance	Rear maintenance	Rear maintenance
	Protection Level	Front IP67 and rear IP66	Front IP67 and rear IP66	Front IP67 and rear IP66	Front IP67 and rear IP66	Front IP67 and rear IP66
Optical	Brightness (nits)	8,500	10,000	10,000	8,500	10,000
	Color Temperature (K)	3,000 to 10,000 adjustable	3,000 to 10,000 adjustable	3,000 to 10,000 adjustable	3,000 to 10,000 adjustable	3,000 to 10,000 adjustable
	Viewing Angle	Horizontal 160°, vertical 80°	Horizontal 160°, vertical 80°	Horizontal 160°, vertical 80°	Horizontal 160°, vertical 80°	Horizontal 160°, vertical 80°
	Contrast Ratio	≥ 8,000:1	≥ 8,000:1	≥ 8,000:1	≥ 8,000:1	≥ 8,000:1
Electrical	Peak Consumption (W/m²)	580	580	580	580	580
	Average Consumption (W/m²)	200	200	200	200	200





Model	DS-D4239CD-1AAB	DS-D4248CD-1AAB	DS-D4239CF-1AAB	DS-D4248CF-1AAB	
Image					
Module	Pixel Structure	SMD triad LED	SMD triad LED	SMD triad LED	SMD triad LED
	Pixel Pitch (mm)	3.91	4.81	3.91	4.81
	Module Composition (W × H)	1 × 2	1 × 2	1 × 4	1 × 4
	Module Structure	Aluminum shell	Aluminum shell	Aluminum shell	Aluminum shell
Cabinet	Cabinet Dimension (W × H × D, mm)	500 × 500 × 97 (19.69" × 19.69" × 3.82")	500 × 500 × 97 (19.69" × 19.69" × 3.82")	500 × 1,000 × 97 (19.69" × 39.37" × 3.82")	500 × 1,000 × 97 (19.69" × 39.37" × 3.82")
	Cabinet Resolution (W × H)	128×128	104 × 104	128×256	104 × 208
	Cabinet Weight	9.12 Kg(20.11 lb)	9 Kg (19.84 lb)	17 Kg(37.48 lb)	16.7 Kg (36.82 lb)
	Pixel Density (dots/m²)	65536	43,264	65,536	43,264
	Cabinet Material	Aluminum profile	Aluminum profile	Aluminum profile	Aluminum profile
	Maintenance Method	Front and back maintenance	Both front and rear maintenance	Front and back maintenance	Both front and rear maintenance
	Protection Level	Front and rear both IP65	Front IP67 and rear IP66	IP66	Front IP67 and rear IP66
	Optical	Brightness (nits)	5,000	5,000	5,000
Color Temperature (K)		3000K-10000K	3000K-10000K	3000K-10000K	3000K-10000K
Viewing Angle		160°(H)/80°(V)	160°(H)/80°(V)	160°(H)/80°(V)	160°(H)/80°(V)
Contrast Ratio		≥ 5,000:1	≥ 5000:1	≥ 5000:1	≥ 5000:1
Electrical	Peak Consumption (W/m²)	≤ 650	≤ 650	≤ 650	≤ 650
	Average Consumption (W/m²)	≤ 210	≤ 210	≤ 210	≤ 210
Processing Performance	Frame Rate (Hz)	50/60	50/60	50/60	50/60
	Refresh Rate (Hz)	3,840	Up to 3,840	Up to 3,840	Up to 3,840
	Grey Level (bit)	14	14	14	14

Model	DS-D4266CD-2APA	DS-D4280CD-2APA	DS-D42A0CD-2APA	
Image				
Module	Pixel Structure	SMD triad LED	SMD triad LED	SMD triad LED
	Pixel Pitch (mm)	6.67	8	10
	Module Composition (W × H)	2 × 3	2 × 3	2 × 3
Cabinet	Cabinet Dimension (W × H × D, mm)	960 × 960 × 100 (37.80" × 37.80" × 3.94")	960 × 960 × 100 (37.80" × 37.80" × 3.94")	960 × 960 × 100 (37.80" × 37.80" × 3.94")
	Cabinet Resolution (W × H)	144 × 144	120×120	96 × 96
	Cabinet Weight	27.15 kg(59.86 lb)	27.15 kg(59.86 lb)	27.15 kg(59.86 lb)
	Pixel Density (dots/m²)	22,500	15,625	10,000
	Cabinet Material	Aluminum Profile	Aluminum Profile	Aluminum Profile
	Maintenance Method	Front/Back Maintenance	Front/Back Maintenance	Front/Back Maintenance
	Protection Level	IP67(F)/IP66(R)	IP67(F)/IP66(R)	IP67(F)/IP66(R)
	Optical	Brightness (nits)	6,500	6,500
Color Temperature (K)		3000K-10000K	3000K-10000K	3000K-10000K
Viewing Angle		160°(H)/80°(V)	160°(H)/80°(V)	160°(H)/80°(V)
Contrast Ratio		8000:1	8000:1	8000:1
Electrical	Peak Consumption (W/m²)	480	480	480
	Average Consumption (W/m²)	160	160	160
Processing Performance	Frame Rate (Hz)	50/60	50/60	50/60
	Refresh Rate (Hz)	3,840	3,840	3,840
	Grey Level (bit)	14	14	14







Model	DS-D4219RI-CQF	DS-D4226RI-CQF	DS-D4229RI-CQF	DS-D4239RI-CQF	DS-D4248RI-CQF	
Image						
Application Scenario	Indoor	Indoor	Indoor	Indoor	Indoor	
Module	Pixel Structure	SMD triad LED	SMD triad LED	SMD triad LED	SMD triad LED	
	Pixel Pitch (mm)	1.953	2.604	2.971	3.91	4.81
	Module Composition (W × H)	2 × 2	2 × 2	2 × 2	2 × 2	2 × 2
Cabinet	Cabinet Dimension (W × H × D, mm)	500 × 500 × 90 (19.69" × 19.69" × 3.54")	500 × 500 × 90 (19.69" × 19.69" × 3.54")	500 × 500 × 90 (19.69" × 19.69" × 3.54")	500 × 500 × 90 (19.69" × 19.69" × 3.54")	500 × 500 × 90 (19.69" × 19.69" × 3.54")
	Cabinet Resolution (W × H)	256 × 256	192 × 192	168 × 168	128 × 128	104 × 104
	Weight	7.5 Kg (16.53 lb)	7.5 Kg (16.53 lb)	7.5 Kg (16.53 lb)	7.5 Kg (16.53 lb)	7.5 Kg (16.53 lb)
	Pixel Density (dots/m²)	262,144	147,456	112,896	65,536	43,264
	Cabinet Material	Die-casting Aluminum	Die-casting Aluminum	Die-casting Aluminum	Die-casting Aluminum	Die-casting Aluminum
	Maintenance Method	Front maintenance for all components	Front maintenance for all components	Front maintenance for all components	Front maintenance for all components	Front maintenance for all components
	Protection Level	Front and rear both IP40	Front and rear both IP40	Front and rear both IP40	Front and rear both IP40	Front and rear both IP40
Optical	Brightness (nits)	800	800	800	800	800
	Color Temperature (K)	3,000 to 10,000 adjustable	3,000 to 10,000 adjustable	3,000 to 10,000 adjustable	3,000 to 10,000 adjustable	3,000 to 10,000 adjustable
	Viewing Angle	Horizontal 120°, vertical 120°	Horizontal 120°, vertical 120°	Horizontal 120°, vertical 120°	Horizontal 120°, vertical 120°	Horizontal 120°, vertical 120°
	Contrast Ratio	5,000 : 1	5,000 : 1	5,000 : 1	5,000 : 1	5,000 : 1
Electrical	Peak Consumption (W/m²)	500	500	500	500	500
	Average Consumption (W/m²)	170	170	170	170	170
Processing Performance	Frame Rate (Hz)	60	60	60	60	60
	Refresh Rate (Hz)	3,840	3,840	3,840	3,840	3,840
	Grey Level (bit)	14	14	14	14	14
	Package	Flight case	Flight case	Flight case	Flight case	Flight case





Model	DS-D4426RO-CQ	DS-D4429RO-CQ	DS-D4239RO-CQ	DS-D4248RO-CQ	
Image					
Application Scenario	Outdoor	Outdoor	Outdoor	Outdoor	
Module	Pixel Structure	SMD triad LED	SMD triad LED	SMD triad LED	
	Pixel Pitch (mm)	2.6	2.971	3.91	4.81
	Module Composition (W × H)	2 × 2	2 × 2	2 × 2	2 × 2
Cabinet	Cabinet Dimension (W × H × D, mm)	500 × 500 × 90 (19.69" × 19.69" × 3.54")	500 × 500 × 90 (19.69" × 19.69" × 3.54")	500 × 500 × 90 (19.69" × 19.69" × 3.54")	500 × 500 × 90 (19.69" × 19.69" × 3.54")
	Cabinet Resolution (W × H)	192 × 192	168 × 168	128 × 128	104 × 104
	Cabinet Weight	8 Kg (17.64 lb)	8 Kg (17.64 lb)	8 Kg (17.64 lb)	8 Kg (17.64 lb)
	Pixel Density (dots/m²)	147,456	112,896	65,536	43,264
	Cabinet Material	Die-casting aluminum	Die-casting Aluminum	Die-casting Aluminum	Die-casting Aluminum
	Maintenance Method	Rear maintenance	Rear maintenance	Rear maintenance	Rear maintenance
	Protection Level	Front IP65 and rear IP54	Front IP65 and rear IP54	Front IP65 and rear IP54	Front IP65 and rear IP54
Optical	Brightness (nits)	4,500	4,500	5,000	5,000
	Color Temperature (K)	3,000 to 10,000 adjustable	3,000 to 10,000 adjustable	6,000 to 8,000 adjustable	6,000 to 8,000 adjustable
	Viewing Angle	Horizontal 120°, vertical 120°	Horizontal 120°, vertical 120°	Horizontal 120°, vertical 120°	Horizontal 120°, vertical 120°
	Contrast Ratio	5,000 : 1	5,000 : 1	5,000 : 1	5,000 : 1
Electrical	Peak Consumption (W/m²)	900	850	750	750
	Average Consumption (W/m²)	300	270	240	240
Processing Performance	Frame Rate (Hz)	60	60	60	60
	Refresh Rate (Hz)	3,840	3,840	3,840	3,840
	Grey Level (bit)	14	14	14	14
	Package	Flight case	Flight case	Flight case	Flight case

Model	DS-D4239RI-CQFL	DS-D4248RI-CQFL	DS-D4239RO-CQL	DS-D4248RO-CQL
Image				
Application Scenario	Indoor	Indoor	Outdoor	Outdoor
Module	Pixel Structure	SMD triad LED	SMD triad LED	SMD triad LED
	Pixel Pitch (mm)	3.91	4.81	3.91
	Module Composition (W × H)	2 × 4	2 × 4	2 × 4
Cabinet	Cabinet Dimension (W × H × D, mm)	500 × 1,000 × 90 (19.69" × 39.37" × 3.54")	500 × 1,000 × 90 (19.69" × 39.37" × 3.54")	500 × 1,000 × 90 (19.69" × 39.37" × 3.54")
	Cabinet Resolution (W × H)	128 × 256	104 × 208	128 × 256
	Cabinet Weight	11.5 Kg (25.35 lb)	11.5 Kg (25.35 lb)	13 Kg (28.66 lb)
	Pixel Density (dots/m²)	65,536	43,264	65,536
	Cabinet Material	Die-casting aluminum	Die-casting Aluminum	Die-casting Aluminum
	Maintenance Method	Front maintenance for all components	Front maintenance for all components	Rear maintenance
	Protection Level	Front and rear both IP40	Front and rear both IP40	Front IP65 and rear IP54
Optical	Brightness (nits)	800	800	5,000
	Color Temperature (K)	6,000 to 8,000 adjustable	6,000 to 8,000 adjustable	6,000 to 8,000 adjustable
	Viewing Angle	Horizontal 120°, vertical 120°	Horizontal 120°, vertical 120°	Horizontal 120°, vertical 120°
	Contrast Ratio	5,000 : 1	5,000 : 1	5,000 : 1
Electrical	Peak Consumption (W/m²)	500	500	750
	Average Consumption (W/m²)	170	170	240
Processing Performance	Frame Rate (Hz)	60	60	60
	Refresh Rate (Hz)	3,840	3,840	3,840
	Grey Level (bit)	14	14	14
Package	Flight case	Flight case	Flight case	Flight case



Model	DS-D4419RI-CQF	DS-D4426RI-CQF	DS-D4429RI-CQF	DS-D4439RI-CQF	DS-D4448RI-CQF
Image					
Application Scenario	Indoor	Indoor	Indoor	Indoor	Indoor
Module	Pixel Structure	SMD triad LED	SMD triad LED	SMD triad LED	SMD triad LED
	Pixel Pitch (mm)	1.953	2.6	2.97	3.91
	Module Composition (W × H)	2 × 2	2 × 2	2 × 2	2 × 2
Cabinet	Cabinet Dimension (W × H × D, mm)	500 × 500 × 90 (19.69" × 19.69" × 3.54")	500 × 500 × 90 (19.69" × 19.69" × 3.54")	500 × 500 × 90 (19.69" × 19.69" × 3.54")	500 × 500 × 90 (19.69" × 19.69" × 3.54")
	Cabinet Resolution (W × H)	256 × 256	192 × 192	168 × 168	128 × 128
	Weight	7.5 Kg (16.53 lb)	7.5 Kg (16.53 lb)	7.5 Kg (16.53 lb)	7.5 Kg (16.53 lb)
	Pixel Density (dots/m²)	262,144	147,456	112,896	65,536
	Cabinet Material	Die-casting Aluminum	Die-casting Aluminum	Die-casting Aluminum	Die-casting Aluminum
	Maintenance Method	Front maintenance for all components	Front maintenance for all components	Front maintenance for all components	Front maintenance for all components
	Protection Level	Front and rear both IP40	Front and rear both IP40	Front and rear both IP40	Front and rear both IP40
Optical	Brightness (nits)	800	800	800	800
	Color Temperature (K)	3,000 to 10,000 adjustable	3,000 to 10,000 adjustable	3,000 to 10,000 adjustable	3,000 to 10,000 adjustable
	Viewing Angle	Horizontal 120°, vertical 120°	Horizontal 120°, vertical 120°	Horizontal 120°, vertical 120°	Horizontal 120°, vertical 120°
	Contrast Ratio	5,000 : 1	5,000 : 1	5,000 : 1	5,000 : 1
Electrical	Peak Consumption (W/m²)	500	500	500	500
	Average Consumption (W/m²)	170	170	170	170
Processing Performance	Frame Rate (Hz)	60	60	60	60
	Refresh Rate (Hz)	3,840	3,840	3,840	3,840
	Grey Level (bit)	14	14	14	14
Package	Flight case	Flight case	Flight case	Flight case	Flight case






Model	DS-D4426R0-CQ	DS-D4429R0-CQ	DS-D4439R0-CQ	DS-D4448R0-CQ
Image				
Application Scenario	Outdoor	Outdoor	Outdoor	Outdoor
Module	Pixel Structure	SMD triad LED	SMD triad LED	SMD triad LED
	Pixel Pitch (mm)	2.6	2.97	3.91
	Module Composition (W × H)	2 × 2	2 × 2	2 × 2
Cabinet	Cabinet Dimension (W × H × D, mm)	500 × 500 × 90 (19.69" × 19.69" × 3.54")	500 × 500 × 90 (19.69" × 19.69" × 3.54")	500 × 500 × 90 (19.69" × 19.69" × 3.54")
	Cabinet Resolution (W × H)	192 × 192	168 × 168	128 × 128
	Cabinet Weight	8 Kg (17.64 lb)	8 Kg (17.64 lb)	8 Kg (17.64 lb)
	Pixel Density (dots/m²)	147456	112896	65536
	Cabinet Material	Die-casting Aluminum	Die-casting Aluminum	Die-casting Aluminum
	Maintenance Method	Rear maintenance	Rear maintenance	Rear maintenance
	Protection Level	Front IP65 and rear IP54	Front IP65 and rear IP54	Front IP65 and rear IP54
Optical	Brightness (nits)	4,000	4,000	4,500
	Color Temperature (K)	3,000 to 10,000 adjustable	3,000 to 10,000 adjustable	6,000 to 8,000 adjustable
	Viewing Angle	Horizontal 120°, vertical 120°	Horizontal 120°, vertical 120°	Horizontal 120°, vertical 120°
	Contrast Ratio	5,000 : 1	5,000 : 1	5,000 : 1
Electrical	Peak Consumption (W/m²)	900	850	750
	Average Consumption (W/m²)	300	270	240
Processing Performance	Frame Rate (Hz)	60	60	60
	Refresh Rate (Hz)	3,840	3,840	3,840
	Grey Level (bit)	14	14	14
Package	Flight case	Flight case	Flight case	Flight case

Model	DS-D4439RI-CQFL	DS-D4448RI-CQFL	DS-D4439R0-CQL	DS-D4448R0-CQL
Image				
Application Scenario	Indoor	Indoor	Outdoor	Outdoor
Module	Pixel Structure	SMD triad LED	SMD triad LED	SMD triad LED
	Pixel Pitch (mm)	3.91	4.81	3.91
	Module Composition (W × H)	2 × 4	2 × 4	2 × 4
Cabinet	Cabinet Dimension (W × H × D, mm)	500 × 1,000 × 90 (19.69" × 39.37" × 3.54")	500 × 1,000 × 90 (19.69" × 39.37" × 3.54")	500 × 1,000 × 90 (19.69" × 39.37" × 3.54")
	Cabinet Resolution (W × H)	128 × 256	104 × 208	128 × 256
	Cabinet Weight	11.5 Kg (25.35 lb)	11.5 Kg (25.35 lb)	13 Kg (28.66 lb)
	Pixel Density (dots/m²)	65,536	43,264	65,536
	Cabinet Material	Die-casting aluminum	Die-casting Aluminum	Die-casting Aluminum
	Maintenance Method	Front maintenance for all components	Front maintenance for all components	Rear maintenance
	Protection Level	Front and rear both IP40	Front and rear both IP40	Front IP65 and rear IP54
Optical	Brightness (nits)	800	800	4,500
	Color Temperature (K)	6,000 to 8,000 adjustable	6,000 to 8,000 adjustable	6,000 to 8,000 adjustable
	Viewing Angle	Horizontal 120°, vertical 120°	Horizontal 120°, vertical 120°	Horizontal 120°, vertical 120°
	Contrast Ratio	5,000 : 1	5,000 : 1	5,000 : 1
Electrical	Peak Consumption (W/m²)	500	500	750
	Average Consumption (W/m²)	170	170	240
Processing Performance	Frame Rate (Hz)	60	60	60
	Refresh Rate (Hz)	3,840	3,840	3,840
	Grey Level (bit)	14	14	14
Package	Flight case	Flight case	Flight case	Flight case





Transparent LED


Model	DS-D4239TI-SLC	DS-D4239TI-SHC	
Image			
Module	Pixel Structure	SMD triad LED	SMD triad LED
	Pixel Pitch (mm)	Horizontal 3.9, vertical 7.8	Horizontal 3.9, vertical 7.8
Cabinet	Cabinet Dimension (W × H × D, mm)	1,000 × 1,000, 1,000 × 1,500 (39.37" × 39.37", 39.37" × 59.06")	1,000 × 1,000, 1,000 × 750, 750 × 1,000, 750 × 750 (39.37" × 39.37", 39.37" × 29.53", 29.53" × 39.37", 29.53" × 29.53")
	Cabinet Resolution (W × H)	256 × 128, 256 × 192	256 × 128, 256 × 96, 192 × 128, 192 × 96
	Cabinet Weight	15 Kg/m <sup>2</sup> (33.07 lb/m <sup>2</sup> )	15 Kg/m <sup>2</sup> (33.07 lb/m <sup>2</sup> )
	Pixel Density (dots/m <sup>2</sup> )	32,768	32,768
	Cabinet Material	Aluminum alloy	Aluminum alloy
	Protection Level	IP43	IP43
	Transmittance	60%	60%
Optical	Brightness (nits)	2,000	5,000
	Color Temperature (K)	2,000 to 10,000 adjustable	2,000 to 10,000 adjustable
	Viewing Angle	Horizontal 120°, vertical 120°	Horizontal 120°, vertical 120°
	Contrast Ratio	≥ 3,000:1	≥ 3,000:1
Electrical	Peak Consumption (W/m <sup>2</sup> )	800	800
	Average Consumption (W/m <sup>2</sup> )	300	300
Processing Performance	Frame Rate (Hz)	60	60
	Refresh Rate (Hz)	1,920	1,920
	Grey Level (bit)	16	16
Package	Transparent display effect	Transparent display effect	

LED Poster Display

Model	DS-D4212MI-070H(B)	DS-D4215MI-070H(B)	DS-D4218MI-070H(B)	
Image				
Module	Pixel Structure	SMD triad LED (H0B)	SMD triad LED (H0B)	SMD triad LED (H0B)
	Pixel Pitch (mm)	1.25	1.5625	1.875
	Module Composition (W × H)	Cabinet × 5, Single Cabinet (2 × 4)	Cabinet × 5, Single Cabinet (2 × 4)	Cabinet × 5, Single Cabinet (2 × 4)
Cabinet	Cabinet Dimension (W × H × D, mm)	613 × 1,695.5 × 68.1 (24.1" × 66.8" × 2.7")	613 × 1,695.5 × 68.1 (24.1" × 66.8" × 2.7")	613 × 1,695.5 × 68.1 (24.1" × 66.8" × 2.7")
	Cabinet Resolution (W × H)	480 × 1,350	384 × 1,080	320 × 900
	Weight	32.5 Kg (71.65 lb)	29 Kg (64.0 lb)	29 Kg (64.0 lb)
	Pixel Density (dots/m <sup>2</sup> )	640,000	409,600	284,444
	Cabinet Material	Aluminum alloy	Aluminum alloy	Aluminum alloy
	Maintenance Method	Front maintenance for cabinet, and rear maintenance for system backpack	Front maintenance for cabinet, and rear maintenance for system backpack	Front maintenance for cabinet, and rear maintenance for system backpack
	Optical	Brightness (nits)	600	600
Color Temperature (K)	3,000 to 10,000 adjustable	3,000 to 10,000 adjustable	3,000 to 10,000 adjustable	
Viewing Angle	Horizontal 160°, vertical 160°	Horizontal 160°, vertical 160°	Horizontal 160°, vertical 160°	
Contrast Ratio	≥ 3,000:1	≥ 3,000:1	≥ 3,000:1	
Electrical	Peak Consumption (W/m <sup>2</sup> )	600	450	345
	Average Consumption (W/m <sup>2</sup> )	200	150	115
Processing Performance	Frame Rate (Hz)	60	60	60
	Refresh Rate (Hz)	3,840	3,840	3,840
	Grey Level (bit)	16	16	16
Special Features	Support built-in information releasing system, and support up to 10 pcs self splicing	Support built-in information releasing system, and support up to 10 pcs self splicing	Support built-in information releasing system, and support up to 10 pcs self splicing	

LED Lamp Board

Model		DS-D41Q12CA-1PH	DS-D41Q15CA-1PH	DS-D41Q18CA-1PH	DS-D41Q20CA-1PH
Image					
Application Scenario		Indoor	Indoor	Indoor	Indoor
Module	Pixel Structure	SMD triad LED	SMD triad LED	SMD triad LED	SMD triad LED
	Pixel Pitch (mm)	1.25	1.538	1.86	2.0
	Lamp Size	1010	1212	1515	1515
	Dimension (W × H × D, mm)	320 × 160 × 17 (12.60" × 6.30" × 0.70")	320 × 160 × 17 (12.60" × 6.30" × 0.70")	320 × 160 × 17 (12.60" × 6.30" × 0.70")	320 × 160 × 17 (12.60" × 6.30" × 0.70")
	Resolution (W × H)	256 × 128	208 × 104	172 × 86	160 × 80
	Weight	480g (1.06 lb)	480 g (1.06 lb)	480 g (1.06 lb)	480 g (1.06 lb)
	Pixel Density (dots/m²)	640,000	422,500	288,906	250,000
	Module Material				
	Maintenance Method				
	Protection Level				
Optical	Brightness (nits)	550	550	550	550
	Color Temperature (K)	3000K-10000K adjustable	3000K-10000K adjustable	3000K-10000K adjustable	3000K-10000K adjustable
	Viewing Angle	160°(H)/160°(V)	160°(H)/160°(V)	160°(H)/160°(V)	160°(H)/160°(V)
	Contrast Ratio	3000:1	3000:1	3000:1	3000:1
Electrical	Peak Consumption (W/m²)	≤ 600	≤ 600	≤ 600	≤ 470
	Average Consumption (W/m²)	<290	<290	<290	<270
Processing Performance	Frame Rate (Hz)	60	60	60	60
	Refresh Rate (Hz)	3,840	3,840	3,840	3,840
	Grey Level (bit)	Up to 16	Up to 16	Up to 16	Up to 16





Model		DS-D41Q25CA-1PH	DS-D41Q25CA-1PN	DS-D41Q25CA-1PH/L
Image				
Application Scenario		Indoor	Indoor	Indoor
Module	Pixel Structure	SMD triad LED	SMD triad LED	SMD triad LED
	Pixel Pitch (mm)	2.5	2.5	2.5
	Lamp Size	1515	1515	1515
	Dimension (W × H × D, mm)	320 × 160 × 17 (12.60" × 6.30" × 0.70")	320 × 160 × 17 (12.60" × 6.30" × 0.70")	320 × 160 × 17 (12.60" × 6.30" × 0.70")
	Resolution (W × H)	128 × 64	128 × 64	128 × 64
	Weight	480 g (1.06 lb)	480 g (1.06 lb)	480 g (1.06 lb)
	Pixel Density (dots/m²)	160,000	160,000	160,000
	Module Material			
	Maintenance Method			
	Protection Level			
Optical	Brightness (nits)	550	550	550
	Color Temperature (K)	3000K-10000K adjustable	3000K-10000K adjustable	3000K-10000K adjustable
	Viewing Angle	160°(H)/160°(V)	160°(H)/160°(V)	160°(H)/160°(V)
	Contrast Ratio	3000:1	3000:1	3000:1
Electrical	Peak Consumption (W/m²)	≤ 420	≤ 420	≤ 420
	Average Consumption (W/m²)	<180	<180	<180
Processing Performance	Frame Rate (Hz)	60	60	60
	Refresh Rate (Hz)	3,840	1,920	3,840
	Grey Level (bit)	Up to 16	Up to 16	Up to 16





Model	DS-D43Q30CA-1PH	DS-D43Q30CA-1PN	DS-D43Q40CA-1PH	DS-D43Q40CA-1PN	DS-D43Q50CA-1PH	DS-D43Q50CA-1PN	
Image							
Application Scenario	Outdoor	Outdoor	Outdoor	Outdoor	Outdoor	Outdoor	
Module	Pixel Structure	SMD triad LED	SMD triad LED	SMD triad LED	SMD triad LED	SMD triad LED	
	Pixel Pitch (mm)	3.076	3.076	4.0	4.0	5.0	
	Lamp Size	1415	1415	1921	1921	1921	
	Dimension (W × H × D, mm)	320 × 160 × 17.3 (12.60" × 6.30" × 0.70")	320 × 160 × 17.3 (12.60" × 6.30" × 0.70")	320 × 160 × 17.3 (12.60" × 6.30" × 0.70")	320 × 160 × 17.3 (12.60" × 6.30" × 0.70")	320 × 160 × 17.3 (12.60" × 6.30" × 0.70")	320 × 160 × 17.3 (12.60" × 6.30" × 0.70")
	Resolution (W × H)	104 × 52	104 × 52	80 × 40	80 × 40	64 × 32	64 × 32
	Pixel Density (dots/m²)	105,625	105,625	62,500	62,500	40,000	40,000
	Protection Level	IP65 (Front)	IP65 (Front)	IP65 (Front)	IP65 (Front)	IP65 (Front)	IP65 (Front)
Optical	Brightness (nits)	4,500	4,500	4,500	4,500	4,500	
	Color Temperature (K)	2000K-14000K adjustable	2000K-14000K adjustable	2000K-14000K adjustable	2000K-14000K adjustable	2000K-14000K adjustable	2000K-14000K adjustable
	Viewing Angle	140°(H)/120°(V)	140°(H)/120°(V)	140°(H)/120°(V)	140°(H)/120°(V)	140°(H)/120°(V)	140°(H)/120°(V)
Electrical	Peak Consumption (W/m²)	≤ 500	≤ 500	≤ 500	≤ 500	≤ 500	
	Average Consumption (W/m²)	≤ 170	≤ 170	≤ 170	≤ 170	≤ 170	
Processing Performance	Frame Rate (Hz)	60	60	60	60	60	
	Refresh Rate (Hz)	Up to 3,840	Up to 1,920	Up to 3,840	Up to 1,920	Up to 3,840	
	Grey Level (bit)	Up to 14	Up to 14	Up to 14	Up to 14	Up to 14	

Model	DS-D43Q60CA-1PH	DS-D43Q60CA-1PN	DS-D43Q80CA-1PH	DS-D43Q80CA-1PN	DS-D43Q80CA-1PH	DS-D43Q80CA-1PN	
Image							
Application Scenario	Outdoor	Outdoor	Outdoor	Outdoor	Outdoor	Outdoor	
Module	Pixel Structure	SMD triad LED	SMD triad LED	SMD triad LED	SMD triad LED	SMD triad LED	
	Pixel Pitch (mm)	6.67	6.67	8.0	8.0	10.0	
	Lamp Size	2727	2727	2727	2727	2727	
	Dimension (W × H × D, mm)	320 × 160 × 18.4 (12.60" × 6.30" × 0.72")	320 × 160 × 18.4 (12.60" × 6.30" × 0.72")	320 × 160 × 19 (12.60" × 6.30" × 0.75")	320 × 160 × 20.9 (12.60" × 6.30" × 0.82")	320 × 160 × 19 (12.60" × 6.30" × 0.75")	320 × 160 × 20.9 (12.60" × 6.30" × 0.82")
	Resolution (W × H)	48 × 24	48 × 24	40 × 20	40 × 20	32 × 16	32 × 16
	Pixel Density (dots/m²)	22,500	22,500	15,625	15,625	10,000	10,000
	Protection Level	IP65 (Front)	IP65 (Front)	IP65 (Front)	IP65 (Front)	IP65 (Front)	IP65 (Front)
	Brightness (nits)	4,500	4,500	4,500	4,500	4,500	4,500
Optical	Color Temperature (K)	2000K-14000K adjustable	2000K-14000K adjustable	2000K-14000K adjustable	2000K-14000K adjustable	2000K-14000K adjustable	
	Viewing Angle	140°(H)/120°(V)	140°(H)/120°(V)	140°(H)/120°(V)	140°(H)/120°(V)	140°(H)/120°(V)	
	Peak Consumption (W/m²)	≤ 500	≤ 500	≤ 500	≤ 500	≤ 500	
Electrical	Average Consumption (W/m²)	≤ 170	≤ 170	≤ 170	≤ 170	≤ 170	
	Frame Rate (Hz)	60	60	60	60	60	
Processing Performance	Refresh Rate (Hz)	Up to 3,840	Up to 1,920	Up to 3,840	Up to 1,920	Up to 3,840	
	Grey Level (bit)	Up to 14	Up to 14	Up to 14	Up to 14	Up to 14	





**LED Receiving Card**



Model		DS-D44R08-N	DS-D44R12-N	DS-D44R16-N	DS-D44R38-N
Image					
Interface	Interface	HUB75	HUB75	HUB75E	HUB320
	Control Interface	RJ45 × 2	RJ45 × 2	RJ45 × 2	RJ45 × 2
Processing Performance	Max. Load Capacity	256 × 256 @60Hz	512 × 512 @60Hz	PWM IC: 512 × 384 @60Hz Common IC: 384 × 384 @60Hz	512 × 512 @60Hz
	Grey Level (bit)	16	16	16	16
Power	Max. Consumption (W)	2.5	2.5	2.5	2.5
	Input Voltage	DC 3.3 to 5.5 V	DC 3.3 to 5.5 V	DC 3.3 to 5.5 V	DC 3.3 to 5.5 V
General	Product Dimensions (W × H × D, mm)	95.5 × 109.1 × 18.4 (3.76" × 4.30" × 0.72)	95.5 × 109.1 × 18.4 (3.76" × 4.30" × 0.72)	95.5 × 109.1 × 18.4 (3.76" × 4.30" × 0.72)	95.5 × 109.1 × 18.4 (3.76" × 4.30" × 0.72)
	Weight	72.4 g (0.16 lb)	93.1 g (0.21 lb)	101.9 g (0.22 lb)	100 g (0.22 lb)
	Packing	100 pcs per packing box	100 pcs per packing box	100 pcs per packing box	100 pcs per packing box

Model		DS-DR31C-08	DS-DR31H-08	DS-DR31H-12	DS-DR31H-16
Image					
Interface	Interface	HUB320	HUB75E	HUB75E	HUB75E
	Control Interface	RJ45 × 2	RJ45 × 2	RJ45 × 2	RJ45 × 2
Processing Performance	Max. Load Capacity	512 × 512 pixels	512 × 512 pixels	512 × 512 pixels	512 × 512 pixels
	Grey Level (bit)	16	16	16	16
Power	Max. Consumption (W)	2.5	2.5	2.5	2.5
	Input Voltage	DC 3.8 to 5.5 V	DC 3.8 to 5.5 V	DC 3.8 to 5.5 V	DC 3.8 to 5.5 V
General	Product Dimensions (W × H × D, mm)	144.0mm X 91.5mm X 16.7mm (5.74" × 3.60" × 0.67")	144.0mm X 91.5mm X 16.7mm (5.74" × 3.60" × 0.67")	144.0mm X 91.5mm X 16.7mm (5.74" × 3.60" × 0.67")	144.0mm X 91.5mm X 16.7mm (5.74" × 3.60" × 0.67")
	Weight	95.0 g(0.21 lb)	95.0 g(0.21 lb)	95.0 g(0.21 lb)	95.0 g(0.21 lb)
	Packing	100 pcs per packing box	100 pcs per packing box	100 pcs per packing box	100 pcs per packing box





**Cabinet Frame**




Model		DS-D44CF-A	DS-D44CRF0-ID
Image			
Application Scenario		Indoor	Outdoor
General	Dimension (W × H × D, mm)	640 × 480 × 49 (25.20" × 18.90" × 1.93")	958.5 × 959 × 120 (37.74" × 37.76" × 4.72")
	Adapted module size (mm)	320 × 160	320 × 160

Model	DS-D42B01-N	DS-D42B02-N	DS-D42B04-N	DS-D42C04-N
Image				
Interface	Video & Audio Input	Internal video source	Internal video source, 1 × HDMI	Internal video source, 1 × HDMI
	Video & Audio Output	1 × Audio	1 × Audio, 1 × HDMI	1 × Audio, 1 × HDMI
	Network Interface	2	2	4
	Control Interface	1 × RJ45, Wi-Fi AP	1 × RJ45, Wi-Fi AP	1 × RJ45, Wi-Fi AP
Processing Performance	Max. Load Capacity	Max. 0.65 MP, width ≤ 4,096 pixels, height ≤ 4,096 pixels	Max. 1.3 MP, width ≤ 4,096 pixels, height ≤ 4,096 pixels	Max. 2.3 MP, width ≤ 4,096 pixels, height ≤ 4,096 pixels
	Frame Frequency (Hz)	50/60	50/60	50/60
	Refresh Rate (Hz)	3,840	3,840	3,840
	Processing Depth (bit)	8	8	8
	Grey Level (bit)	16	16	16
	Brightness Control	0 to 255 levels adjustable	0 to 255 levels adjustable	1 to 255 levels adjustable
Power	Peak Consumption (W)	18	18	18
	Average Consumption (W)	6	6	6
General	Product Dimensions (W × H × D, mm)	274.3 × 139.0 × 40.0 (10.80" × 5.47" × 1.57")	274.3 × 139.0 × 40.0 (10.80" × 5.47" × 1.57")	274.3 × 139.0 × 40.0 (10.80" × 5.47" × 1.57")
	Weight	1.23 Kg (2.7 lb)	1.23 Kg (2.7 lb)	1.23 Kg (2.7 lb)
Special Features	Support built-in information releasing system	Support HDMI or HDBaseT in&out interfaces optional	Support HDMI or HDBaseT in&out interfaces optional	

Model	DS-D42V04-N	DS-D42V06-N	DS-D42V10-N	DS-D42V16-N
Image				
Interface	Video & Audio Input	1 × HDMI, 1 × 3G-SDI, 1 × DVI, 1 × DP, 1 × CVBS, 1 × VGA	2 × HDMI, 1 × 3G-SDI, 1 × DVI	2 × HDMI, 1 × 3G-SDI, 2 × DVI
	Video & Audio Output		1 × DVI	1 × HDMI 1.3
	Network Interface	4	6	10
	Control Interface	1 × RJ45, 1 × USB (Type-B)	1 × RJ45, 1 × USB (Type-B)	1 × RJ45, 1 × USB (Type-B)
Processing Performance	Max. Load Capacity	Max. 2.3 MP, width ≤ 3,840 pixels, height ≤ 1,920 pixels	Max. 3.9 MP, width ≤ 10,240 pixels, height ≤ 8,192 pixels	Max. 6.5 MP, width ≤ 10,240 pixels, height ≤ 8,192 pixels
	Frame Frequency (Hz)	50/60	50/60	50/60
	Refresh Rate (Hz)	3,840	3,840	3,840
	Processing Depth (bit)	8	8	8
	Grey Level (bit)	16	16	16
	Brightness Control	0 to 255 levels adjustable	0 to 255 levels adjustable	0 to 255 levels adjustable
Power	Peak Consumption (W)	25	28	28
	Average Consumption (W)	8	9	9
General	Product Dimensions (W × H × D, mm)	482.6 × 277.6 × 50.0 (19.00" × 10.93" × 1.97")	483.6 × 351.2 × 50.1 (19.04" × 13.83" × 1.97")	483.6 × 351.2 × 50.1 (19.04" × 13.83" × 1.97")
	Weight	2.55 Kg (5.62 lb)	4 Kg (8.82 lb)	4 Kg (8.82 lb)
Special Features	Support multiple input signals simultaneous display, and video wall management functions	Support multiple input signals simultaneous display, and video wall management functions	Support multiple input signals simultaneous display, and video wall management functions	Support multiple input signals simultaneous display, and video wall management functions



Model	DS-DT20C-01HI02NO	DS-DT20C-01HI04NO	DS-DT20C-01HI06NO	DS-DT60P-02HI04NO
Image				
Interface	Video & Audio Input	1 × HDMI 1.4 & 1 × HDMI	1 × HDMI 1.4 & 1 × HDMI	1 × HDMI 1.4 & 1 × HDMI
	Video & Audio Output	1 × 3.5 mm	1 × 3.5 mm	1 × 3.5 mm
	Network Interface	2	4	6
	Control Interface	2 × RJ45, 1 × IR Input, 2 × Serial Interface	2 × RJ45, 1 × IR Input, 2 × Serial Interface	2 × RJ45, 1 × IR Input, 2 × Serial Interface
Processing Performance	Max. Load Capacity	Max. 1.3 MP, width 320 - 5120 pixels, height 180 - 5120 pixels	Max. 2.6 MP, width 320 - 5120 pixels, height 180 - 5120 pixels	Max. 3.9 MP, width 320 - 5120 pixels, height 180 - 5120 pixels
	Frame Frequency (Hz)	25 - 120 Hz	25 - 120 Hz	25 - 120 Hz
	Refresh Rate (Hz)	3,840	3,840	3,840
	Processing Depth (bit)	8	8	8
	Grey Level (bit)	256	256	256
	Brightness Control	1 to 100 levels adjustable	1 to 100 levels adjustable	1 to 100 levels adjustable
Power	Peak Consumption (W)			
	Average Consumption (W)	≤ 13	≤ 13	≤ 14
General	Product Dimensions (W × H × D, mm)	210 × 42 × 177.4 (8.27" × 1.65" × 6.98")	210 × 42 × 177.4 (8.27" × 1.65" × 6.98")	210 × 42 × 177.4 (8.27" × 1.65" × 6.98")
	Weight	0.84 Kg (1.85 lb)	0.85 Kg (1.87 lb)	0.86 Kg (1.90 lb)
Special Features	N/A	N/A	N/A	Support multiple input signals simultaneous display, and video wall management functions, digital signage function

Model	DS-DT60P-02HI06NO	DS-DT60P-02HDI12NO/U	DS-DT60P-02HDI20NO/U	
Image				
Interface	Video & Audio Input	2 × HDMI 1.4 + 1 × DVI + 1 × embedded Android & 2 × HDMI 1.4 + 1 × embedded Android	1 × HDMI 2.0 + 1 × DVI + 1 × embedded Android & 1 × HDMI 2.0 + 1 × embedded Android	1 × HDMI 2.0 + 1 × DVI + 1 × embedded Android & 1 × HDMI 2.0 + 1 × embedded Android
	Video & Audio Output	1 × HDMI 1.4 & 1 × 3.5 mm	1 × HDMI 1.4 & 1 × 3.5 mm	1 × HDMI 1.4 & 1 × 3.5 mm
	Network Interface	6	12	20
	Control Interface	2 × RJ45, 1 × IR Input, 2 × Serial Interface	2 × RJ45, 1 × IR Input, 3 × Serial Interface	2 × RJ45, 1 × IR Input, 3 × Serial Interface
Processing Performance	Max. Load Capacity	Max. 3.9 MP, width 320 - 32760 pixels, height 64 - 5120 pixels	Max. 7.8 MP, width 320 - 32760 pixels, height 64 - 8192 pixels	Max. 13 MP, width 320 - 32760 pixels, height 64 - 8192 pixels
	Frame Frequency (Hz)	25 - 120 Hz	25 - 120 Hz	25 - 120 Hz
	Refresh Rate (Hz)	3,840	3,840	3,840
	Processing Depth (bit)	8	8	8
	Grey Level (bit)	256	256	256
	Brightness Control	1 to 100 levels adjustable	1 to 100 levels adjustable	1 to 100 levels adjustable
Power	Peak Consumption (W)			
	Average Consumption (W)	≤ 16.5	≤ 42	≤ 45
General	Product Dimensions (W × H × D, mm)	210 × 42 × 180 (8.27" × 1.65" × 7.08")	440 × 44.5 × 320.8 (17.32" × 1.75" × 12.63")	440 × 44.5 × 320.8 (17.32" × 1.75" × 12.63")
	Weight	1.05 Kg (2.31 lb)	3.369 Kg (7.43 lb)	3.30 Kg (7.28 lb)
Special Features	Support multiple input signals simultaneous display, and video wall management functions, digital signage function	Support multiple input signals simultaneous display, and video wall management functions, digital signage function	Support multiple input signals simultaneous display, and video wall management functions, digital signage function	