

AMBOISE

HERITAGE PASSION

AMBOISE è ispirata alle pietre calcaree utilizzate nei famosi castelli francesi della Loira. Con il passare dei secoli le pavimentazioni di questi edifici sono state sottoposte ad una serie di trasformazioni che ne hanno aumentato il loro fascino. La variabilità della grafica e le audaci differenze di tono sono le caratteristiche principali di questa collezione, che ripropone negli spazi contemporanei la bellezza naturale della materia segnata del tempo.

AMBOISE is inspired by the limestone used in the famous châteaux of the Loire Valley in France. Over the centuries, the floors in these buildings have undergone a series of transformations that have added to their appeal. With its varied designs and pronounced differences in shading, this collection brings the natural beauty of timeworn material into contemporary spaces.



Amboise

GRES FINE PORCELLANATO TUTTA MASSA
FULLBODY FINE PORCELAIN STONEWARE


2 SUPERFICI NATURALI . 2 NATURAL SURFACES
NATURAL R10 - OUTDOOR R11

2 SPESSORI . 2 THICKNESSES
8,5 - 20 MM


6 FORMATI . 6 SIZES

100x100 40"x40" . 60x120 24"x48" . 80x80 32"x32" . 60x60 24"x24" . 40x80 16"x32" . 80x80-40x80-40x40 KIT


4 COLORI . 4 COLORS



CALCE



CEMENTO



POLVERE



FANGO

Cemento

Floor / CEMENTO 100x100







Floor / CEMENTO 80x80
Wall / DECORO AFFRESCO POLVERE 60x120



Wall / DECORO AFFRESCO POLVERE 60x120

Calce



Floor / CALCE 80X80 - 40X80 - 40X40
OUTDOOR CALCE 80x80 R11
Wall / CALCE MATTONCINO BURATTATO 10x30





CALCE OUTDOOR 80x80 R11



Wall / CALCE MATTONCINO BURATTATO 10x30

Polvere





Fango



Floor / FANGO 60X120
Wall / FANGO 60x120 - WALL DEK POLVERE 20x120

Fango / Polvere



Floor / OUTDOOR FANGO 80x80 R11
Floor / FANGO 60x120 - WALL DEK POLVERE 20x120

Fango



Floor / FANGO OUTDOOR 80x80 20 mm



Floor / FANGO OUTDOOR 80x80 20 mm

Calce

100x100
80x80
60x60
40x80
60x120
80x80-40x80-40x40 8,5 MM
80x80-40x80-40x40 20 MM
80x80 R11 8,5 MM
80x80 R11 20 MM

G0074503
G0074513
G0074763
G0074523
G0074543
G0074533
G0074773
G0074593
G0074603

Cemento

100x100	G0074502
80x80	G0074512
60x60	G0074762
40x80	G0074522
60x120	G0074542
80X80-40X80-40X40 8,5 MM	G0074532
80X80-40X80-40X40 20 MM	G0074772
80x80 R11 8,5 MM	G0074592
80x80 R11 20 MM	G0074602

Polvere

100x100	G0074500
80x80	G0074510
60x60	G0074760
40x80	G0074520
60x120	G0074540
80X80-40X80-40X40 8,5 MM	G0074530
80X80-40X80-40X40 20 MM	G0074770
80x80 R11 8,5 MM	G0074590
80x80 R11 20 MM	G0074600

Fango

100x100	G0074501
80x80	G0074511
60x60	G0074761
40x80	G0074521
60x120	G0074541
80x80-40x80-40x40 8,5 MM	G0074531
80x80-40x80-40x40 20 MM	G0074771
80x80 R11 8,5 MM	G0074591
80x80 R11 20 MM	G0074601


DECORO RIVESTIMENTO GESSATO 20x120 (mix 3 soggetti)



20x120 CALCE
G0074583



20x120 CEMENTO
G0074582



20x120 POLVERE
G0074580



20x120 FANGO
G0074581

DECORO RIVESTIMENTO AFFRESCO 60x120 (mix 2 soggetti)



60x120 DECORO AFFRESCO POLVERE
G0074610






SOLUZIONI DI POSA


LAYING SCHEMES • REVÊTEMENTS DE SOLS L'EXTÉRIEUR-SOLUTIONS DE POSE • BODENBELÄGE IM AUSSENBEREICH-VERLEGELÖSUNGEN



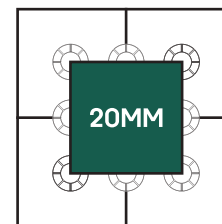
POSA A COLLA SU MASSETTO
Laying on screed with adhesive
Pose collée sur chape
Traditionelle Verlegung auf Estrich



POSA A SECCO SU ERBA
Dry laying on grass
Pose directe sur herbe
Trockene Verlegung auf Gras



POSA A SECCO SU GHIAIA O SABBIA
Installation on gravel or sand
Pose directe sur gravier et sable
Trockene Verlegung auf Kies und Sand



POSA SOPRAELEVATA
Raised pedestal system
Pose sur plots
Trockene Verlegung auf Stelz

RESISTENZA E SICUREZZA

STRENGTH AND SAFETY • RESISTANCE ET SÉCURITÉ • BESTÄNDIGKEIT UND SICHERHEIT



GIARDINI
Gardens
Jardins
Gärten



TERRAZZE
Patios and terrace
Terrasses
Terrassen



ARREDO URBANO
Street furnishing
Ameublement urbain
Stadtmöbiliar



PISCINE E ZONE BALNEARI
Swimming-pools and bathing areas
Piscines et zones balnéaires
Schwimmbekken und Strandzonen

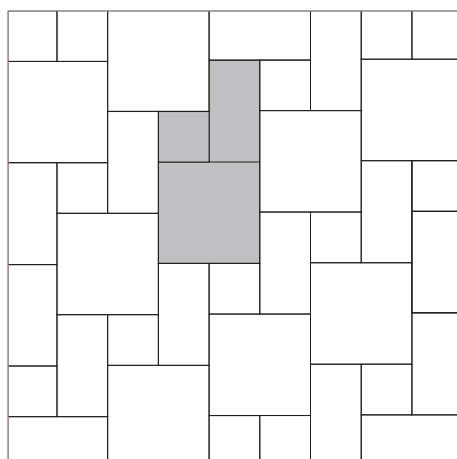


BAR E RISTORANTI
Bars and restaurants
Bars et restaurants
Bars und restaurants

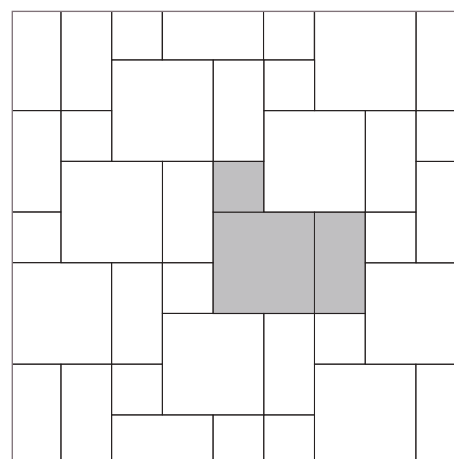
SCHEMI DI POSA - KIT 80X80 40X80 40X40

LAYING SOLUTIONS • VERLEGUNGSLÖSUNGEN • SCHEMA DE POSE

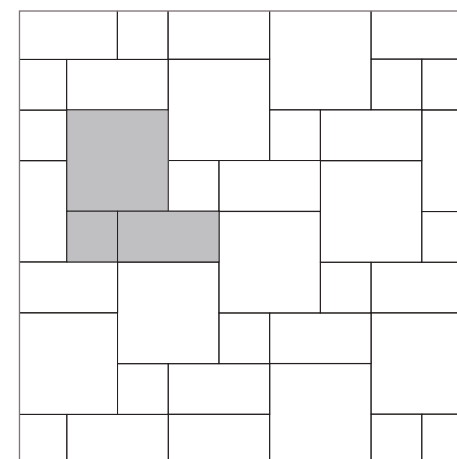
MODULO A



MODULO B




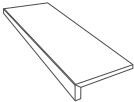
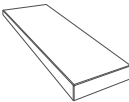















MODULO C



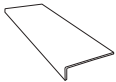
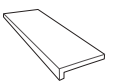
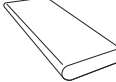
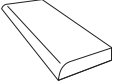
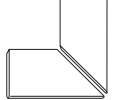
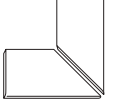










MOSAICI E PEZZI SPECIALI

SPECIAL TRIMS • PIECES SPECIALES • SONDERSTÜCKE

											
		MOSAICO SPACCATELLA 30x30	MATTONCINO BURATTATO 10x30	BATTISCOPIA MOLATO			GRADONE 120x32x4	GRADONE ANGOLARE 120x32x4	PROFILI IN FERRO	PROFILI ACCIAIO	PROFILI OTTONE
				8x60 	8x80 	8x100 					
	CALCE	G0074633	G0074623	GML74763	GML74513	GML74503	G0074643	G0074663 SX G0074653 DX	G0073600 1x100	G0119860 0,5x80 G0119862 1x80	G0119861 0,5x80 G0119863 1x80
	CEMENTO	G0074632	G0074622	GML74762	GML74512	GML74502	G0074642	G0074662 SX G0074652 DX	G0073601 2x100		
	POLVERE	G0074630	G0074620	GML74760	GML74510	GML74500	G0074640	G0074660 SX G0074650 DX			
	FANGO	G0074631		GML74761	GML74511	GML74501	G0074641	G0074661 SX G0074651 DX			

PEZZI SPECIALI OUTDOOR

SPECIAL TRIMS • PIECES SPECIALES • SONDERSTÜCKE

							
		ELEMENTO AD "L" 80x32x4	ELEMENTO AD "L" 80x32x4	GRADONE ARROTONDATO 80x40	GRADONE BECCO CIVETTA 80x40	ANGOLARE BORDO ARROTONDATO (KIT DX/SX) 160x40	ANGOLARE BECCO CIVETTA (KIT DX/SX) 160x40
		R11 8,5 MM	R11 20 MM	R11 20 MM	R11 20 MM	R11 20 MM	R11 20 MM
							
	CALCE	G0074673	G0074683	G0074703	G0074713	G0074723	G0074733
	CEMENTO	G0074672	G0074682	G0074702	G0074712	G0074722	G0074732
	POLVERE	G0074670	G0074680	G0074700	G0074710	G0074720	G0074730
	FANGO	G0074671	G0074681	G0074701	G0074711	G0074721	G0074731

IMBALLI

PACKING • CONDITIONNEMENT • VERPACKUNGSEINHEITEN

FORMATO SIZE	SPESSORE THICKNESS	PZ/SCAT. PCS/BOX	MQ/SCAT. SQM/BOXT	KG/SCAT. KG/BOX	SCAT./PAL BOX/PAL	MQ/PAL SQM/PAL	KG/PAL
100x100	8,5 mm	2	2,00	40,00	24	48,00	1.000
80x80	8,5 mm	2	1,28	25,60	44	56,32	1.146
60x60	8,5 mm	3	1,08	21,60	40	43,20	884
KIT 80x80-40x80-40x40	8,5 mm	3	1,12	21,50	40	44,80	860
40x80	8,5 mm	4	1,28	25,60	27	34,56	711
60x120	8,5 mm	2	1,44	28,80	26	37,44	789
DECORO WALL DEK 20x120	8,5 mm	6	1,44	28,80	36	51,84	1.057
DECORO 60x120	8,5 mm	2	1,44	29,52			
MATTONCINO 10x30	8,5 mm	8	0,24	5,00	180	43,20	900
MOSAICO 30x30	8,5 mm	4	0,36	9,20			
BATTISCOPA 8x100	8,5 mm	4	4,00 ml	6,80			
BATTISCOPA 8x80	8,5 mm	10	8,00 ml	15,00			
BATTISCOPA 8x60	8,5 mm	10	6,00 ml	11,70			
GRADONE 120x32x4	8,5 mm	2	2,40 ml	22,85			
GRADONE ANGOLARE 120x32x4	8,5 mm	1		11,42			
ELEMENTO AD "L" 80x32x4 OUTDOOR	8,5 mm	2	1,60 ml	10,00			
80x80 - OUTDOOR	20 mm	1	0,64	30,72	40	25,60	1.249
ELEMENTO L 80x32x4 OUTDOOR	20 mm	2		20,00			
GRADONE BORDO ARROTONDATO 80x40 OUTDOOR	20 mm	2	1,60 ml	29,00			
GRADONE BECCO DI CIVETTA 80x40 OUTDOOR	20 mm	2	1,60 ml	29,00			
ANGOLARE BORDO ARROTONDATO 160x40 OUTDOOR	20 mm	1		25,00			
ANGOLARE BECCO DI CIVETTA 160x40 OUTDOOR	20 mm	1		25,00			
PROFILI METALLO 1x100 - 2x100		4	6,00 ml	2,10			
PROFILI METALLO 0,5x80 - 1x80		6	4,80 ml	3,00			

I DATI RELATIVI A IMBALLAGGI E PESI POSSONO SUBIRE DELLE VARIAZIONI • INFORMATIONS AND DETAILS RELATED TO PACKAGING AND WEIGHT ARE SUBJECT TO CHANGE
• LES DONNÉES CONCERNANT EMBALLAGE ET POIDS SONT SUJETTES À VARIATIONS • DIE ANGABEN ÜBER VERPACKUNGEN UND GEWICHTE SIND NICHT BINDEND

INFORMAZIONI TECNICHE

TECHNICAL INFORMATION • INFORMATIONS TECHNIQUES • TECHNISCHE INFORMATIONEN

GRES PORCELLANATO TUTTA MASSA / FULL BODY PORCELAIN

SUPERFICIE NATURALE: CLASSIFICAZIONE SECONDO NORME UNI EN 14411 (ISO 13006) ALLEGATO G-Gruppo Bla UGL

NATURAL SURFACE: CLASSIFICATION IN ACCORDANCE WITH UNI EN 14411 (ISO 13006) ANNEX G-Group Bla UGL





SUPERFICIE R11: CLASSIFICAZIONE SECONDO NORME UNI EN 14411 (ISO 13006) ALLEGATO G-Gruppo Bla UGL

R11 SURFACE: CLASSIFICATION IN ACCORDANCE WITH UNI EN 14411 (ISO 13006) ANNEX G-Group Bla UGL

8,5 mm: 100x100 (40"x40") NAT | 60x120 (24"x48") NAT | 60x60 (24"x24") NAT | 30x60 (12"x24") NAT | 80x80 (32"x32") NAT, R11 | 40x80 (16"x32") NAT

20 mm: 80x80 (32"x32") R11

PROPRIETÀ FISICO-CHIMICHE PHYSICAL-CHEMICAL PROPERTIES	NORMA NORM	VALORE PRESCRITTO DALLE NORME VALUE PRESCRIBED FROM THE NORMS	VALORE GARDENIA ⁽¹⁾ GARDENIA VALUE ⁽¹⁾
LUNGHEZZA E LARGHEZZA DIMENSIONE MEDIA DI OGNI PIASTRELLA LENGTH AND WIDTH OF THE AVERAGE-SIZES TILE	UNI EN ISO 10545/2	± 0,5%	CONFORME / ACCORDING
SPESSORE / THICKNESS	UNI EN ISO 10545/2	± 5%	CONFORME / ACCORDING
RETTILINEARITÀ SPIGOLI / WARPAGES OF EDGES	UNI EN ISO 10545/2	± 0,5%	CONFORME / ACCORDING
ORTOGONALITÀ / WEDGING	UNI EN ISO 10545/2	± 0,6%	CONFORME / ACCORDING
PLANARITÀ / FLATNESS	UNI EN ISO 10545/2	± 0,5%	CONFORME / ACCORDING
ASSORBIMENTO D'ACQUA / WATER ABSORPTION	UNI EN ISO 10545/3	E ≤ 0,5%	CONFORME / ACCORDING
RESISTENZA ALLA FLESSIONE BENDING STRENGTH	UNI EN ISO 10545/4	≥ 35 N/mm ²	8,5 mm: ≥ 45 N/mm ² 20 mm: ≥ 50 N/mm ²
FORZA DI ROTTURA / BREAKING STRENGTH	UNI EN ISO 10545/4	≥ 7,5 mm: ≥ 1300 N	CONFORME / ACCORDING
RESISTENZA ALL'ABRASIONE PROFONDA PER PIASTRELLE SMALTATE RESITANCE TO DEEP ABRASION FOR UNGLAZED TILES	UNI EN ISO 10545/6	<175 mm ³	CONFORME / ACCORDING
RESISTENZA AGLI SBALZI TERMICI / THERMAL SHOCK RESISTANCE	UNI EN ISO 10545/9	RICHIESTA / REQUIRED	RESISTE / RESISTS
RESISTENZA AL GELO / FROST RESISTANCE	UNI EN ISO 10545/12	RICHIESTA / REQUIRED	INGELIVO / FROST PROOF
RESISTENZA ALL'ATTACCO CHIMICO / CHEMICAL RESISTANCE	UNI EN ISO 10545/13	MIN GB	CONFORME / ACCORDING
RESISTENZA ALLE MACCHIE / RESISTANCE TO STAINING	UNI EN ISO 10545/14	TEST METHOD AVAILABLE	CONFORME / ACCORDING
RESISTENZA ALLO SCIVOLAMENTO SLIP RESISTANCE	B.C.R.A. C.A.	μ 0,19 SCIVOLOSITÀ PERICOLOSA - DANGEROUSLY SLIPPERY 0,20 < μ < 0,39 SCIVOLOSITÀ ECCESSIVA - EXCESSIVELY SLIPPERY 0,40 < μ < 0,74 ATTRITO SODDISFACENTE - SATISFACTORY GRIP μ 0,75 ATTRITO ECCELLENTE - EXCELLENT GRIP	> 0,40
	B.C.R.A. G.B.		> 0,40
	ASTM C 1028 (S.C.O.F.)	SLIP RESISTANT (> 0,60)	> 0,60 DRY > 0,60 WET
	DIN EN 16165 B	IN FUNZIONE DELL'AMBIENTE O DELLA ZONA DI LAVORO BASING ON THE ENVIRONMENT OR THE WORKING AREA	R10 (NAT) - R11 (R11)
	DIN EN 16165 A	-	B (NAT) - C (R11)
	ANSI A 137-1:2012	≥ 0,42	> 0,42

VARIAZIONE CROMATICA SHADE VARIATION	V4	 aspetto uniforme uniform appearance V1	 lieve variazione slight variation V2	 moderata variazione moderate variation V3	 forte variazione substantial variation V4
---	----	--	--	---	---

(1) IMPORTANTE: RISPONDENTI A VALORI MEDI DI PRODUZIONE - NESSUN RIFERIMENTO AL LOTTO FORNITO / IMPORTANT: RESPONDING TO AVERAGE PRODUCTION VALUES - NO REFERENCE THE BATCH SUPPLIED

Gardenia Orchidea si riserva di apportare, qualora lo ritenesse opportuno, eventuali modifiche di natura tecnica o formale ai dati riportati in questo strumento.
i colori sono puramente indicativi.

Gardenia Orchidea reserves the right, when it deems necessary, to make technical and formal changes to the data included herein.
the colours are purely illustrative.

MKTG 2305 Gardenia Orchidea

 GARDENIA
ORCHIDEA

Via Canaletto, 27
41042 Spezzano di Fiorano MO (Italy)
T +39 0536 849611
www.gardenia.it - info@gardenia.it


Ceramics of Italy

