ORACLE
REAL ESTATE GROUP

Campus Life Advisory
April 2026

Committed to Optimizing Residential Experiences Globally

Rez Fun²

How to Use AI to Study the Way You Actually Learn

Are We Dating or Just Hanging Out?

NEW Residents Leadership Corner

You're Not Lazy—You're Burnt Out

Create Magic with Holiday Themes!

CONTENTS

APRIL 2026

PAGE 4,12,19,26,32

APRIL MONTH LONG THEMES

Daily Themes & Fun Days to Celebrate

PAGE 6

HOW TO USE AI TO STUDY THE WAY YOUR BRAIN ACTUALLY LEARNS

PAGE 14

YOU'RE NOT LAZY—YOU'RE BURNT OUT

PAGE 21

ARE WE DATING OR JUST HANGING OUT?

PAGE 28 NEW

THE END-OF-SEMESTER DROP-OFF: A RESIDENT ASSISTANT'S GUIDE TO RE-ENGAGING RESIDENTS WHEN EVERYONE IS CHECKED OUT

April Month Long Themes

FUN FACT

Poetry originally memory game?

Did you know poetry started as a lively oral tradition to help people remember things? Here are some fun tidbits about its beginnings: Poetry's rhythmic nature was like the original memory game, perfect for keeping track of important details and sharing epic cultural tales long before writing was a thing. Poetry was often paired with music and dance, turning performances into unforgettable events.

- Earth Month
- International Guitar Month
- National Decorating Month
- National Food Month
- National Humor Month
- National Kite Month
- National Poetry Month
- National Soft Pretzel Month
- National Volunteer Month
- Physical Wellness Month
- School Library Month
- Stress Awareness Month
- World Landscape Architecture Month

Daily Themes & Fun Ways to Celebrate

April 1
National Fun Day

Organize a themed party in the common room or outdoor space. Choose a fun theme like "Retro Night" or "Beach Bash" and encourage everyone to dress accordingly. Add music, decorations, and snacks to set the mood.

April 2
Nature Day

Organize a group picnic in a nearby park or green space on campus. Pack some snacks, bring a blanket, and enjoy a relaxing meal together outdoors. This is a perfect chance to unwind, share stories, and appreciate the natural surroundings with friends.

April 3
Fan Dance Day

Invite a local dance instructor or a talented student to lead a fan dance workshop. This is a fantastic way to learn about the cultural significance of fan dancing while having fun. Participants can bring their own fans or craft simple ones using colorful paper and sticks.

Daily Themes & Fun Ways to Celebrate

April 4
Pillow Fight Day

Gather your fellow dorm residents and organize a campus-wide pillow fight. Choose a safe, spacious location, such as a common area or outdoor quad, where everyone can join in the fun. Set a start time, establish some basic ground rules for safety, and let the pillow-fighting commence!

April 5
Bell Bottoms Day

Host a bell bottoms-themed fashion show in the common area or lounge. Encourage friends to raid their closets or local thrift stores for the grooviest vintage outfits. Add a twist by incorporating a friendly competition with categories like “Most Creative Outfit” or “Best Overall Look.”

April 6
Army Day

Organize a gathering with your classmates can pay tribute to the service members. Invite veterans or ROTC members to speak, share stories, and provide insights into military life. This can be an enlightening experience for everyone involved.

April Holidays & Observances
Budget Friendly & Easy Events Themes

SUBSCRIBE

Check out these days and use your Imagination to Create Fun

HOW TO USE AI TO STUDY THE WAY YOUR BRAIN ACTUALLY LEARNS



RETHINKING HOW YOU LEARN

If you've ever read the same paragraph three times and still didn't understand it, you're not alone. Most students assume that means they need to try harder—spend more time, take better notes, or push through the confusion. But often, that's not the real issue.

The problem isn't always effort. It's that you're trying to learn in a way that doesn't match how your brain works.

For years, education has required you to adapt to lectures, textbooks, and assignments that follow a single format. If it worked, you moved forward. If it didn't, you were left to figure it out on your own.

Now, with AI, that dynamic is beginning to shift. You no longer have to force yourself into one way of learning. You can begin to shape learning around how you actually think.

UNDERSTANDING YOUR LEARNING STYLE

The first step is recognizing how you process information best. Some students understand concepts more easily when they can see them organized visually, while others need ideas explained step-by-step in a conversational way.

Some learn by rewriting and refining information, while others only fully grasp a concept once they've applied it. You may even find that your preferences shift depending on the subject.

The goal isn't to label yourself, but to notice patterns in what helps you understand more quickly and more clearly. Once you have that awareness, AI becomes far more useful—not as a general tool, but as something you can direct with intention.

HOW TO USE AI IN YOUR UNIQUE LEARNING STYLE

IF YOU LEARN BEST VISUALLY

If you tend to learn visually, long blocks of text can slow you down and make it harder to see how ideas connect. Instead of forcing yourself to reread dense material, you can use AI to restructure it into something more digestible.

You might ask for outlines, step-by-step breakdowns, or side-by-side comparisons. These formats allow you to see relationships between concepts rather than just read about them.



Information that once felt scattered or overwhelming can be reorganized into a clear sequence. This isn't about oversimplifying—it's about presenting material in a way your brain can process more efficiently.

IF YOU LEARN BY HEARING OR EXPLANATION

If you understand better when something is explained out loud, you can shift your approach entirely. Rather than reading passively, you can engage with AI as if it were walking you through the material.

You can ask for explanations in a conversational style, request clarification, or have a concept explained in multiple ways. Reading responses aloud or using text-to-speech can reinforce understanding.

In this approach, learning becomes less about absorbing information and more about working through it in real time.

IF YOU LEARN THROUGH READING AND WRITING

If writing helps you think, AI can become a tool for refinement rather than replacement. Instead of copying notes or highlighting passages, you can rewrite, expand, and reorganize information until it becomes clear.

You can ask AI to simplify complex material, then rewrite it in your own words. You can turn notes into structured study guides or expand short ideas into full explanations.



This process moves you beyond recognition and into understanding, because you are actively shaping the material as you work with it.

IF YOU LEARN BY DOING

If reading alone isn't enough and you need to actively engage with material, the goal is to move quickly from explanation to application.

AI can generate practice problems, walk you through solutions, or create real-world scenarios that require you to apply what you've learned. This transforms studying from a passive activity into an active one.

Instead of hoping something will click after enough exposure, you are directly engaging with the material and identifying gaps in your understanding as they happen.

IF YOU THINK LOGICALLY

If you prefer to understand how things connect, learning often depends on seeing structure and relationships.

In this case, AI can help break concepts into cause-and-effect steps, systems, or frameworks.

You can ask for explanations that focus on logic, comparisons between ideas, or step-by-step reasoning. Rather than memorizing isolated facts, you begin to understand how concepts fit together.

This approach builds a deeper level of comprehension that is easier to apply in new situations.

IF YOU LEARN THROUGH INTERACTION

If discussion helps you think, studying in silence may not be your most effective approach. AI can be used as a form of interactive learning.

You can ask it to quiz you, challenge your responses, or present alternative perspectives. This kind of back-and-forth forces you to articulate your thinking and refine your ideas.

Instead of passively reviewing material, you are actively working through it, which leads to stronger retention.

BUILDING A STUDY SYSTEM THAT WORKS FOR YOU

Once you begin using AI in a way that aligns with how you learn, the next step is consistency. Studying becomes more effective when it follows a simple, repeatable process.

You start by reshaping the material into a form that makes sense to you. Then you process it in your own words, test your understanding, and return to what remains unclear.

This creates a cycle that moves you from confusion to clarity in a structured way. Over time, this approach becomes less about completing assignments and more about building understanding intentionally.



USING AI TO SUPPORT, NOT REPLACE, LEARNING

There is an important boundary to keep in mind. AI should help you engage with learning, not avoid it.

If you begin relying on it to generate answers without effort or replace your thinking entirely, the benefit disappears. The value comes from using it to clarify, challenge, and support your understanding while staying fully involved in the process.

Learning still requires effort, but that effort becomes more focused and more effective.

A NEW KIND OF CONTROL

What makes this moment different is that you now have control over how you learn. You are no longer limited to a single explanation, a single format, or a single path to understanding.

If something doesn't make sense, you can reshape it until it does. That flexibility changes the experience of learning itself. It becomes less about forcing yourself through material and more about finding the approach that allows you to actually understand it.

CONCLUSION: LEARNING THAT FITS YOU

In the end, the advantage isn't simply having access to AI. It's knowing how to use it to make learning work for you.

The students who benefit most will not be the ones who use it the most, but the ones who use it with intention—adapting their approach, staying engaged, and building a system that fits how they think.

For the first time, learning doesn't have to be one-size-fits-all. It can be shaped, adjusted, and refined to match you.

And when that happens, learning doesn't just become easier.

It becomes more effective, more meaningful, and entirely your own.

SHARE YOUR CAMPUS EVENTS WITH US

Your story will be included in our next edition!

Daily Themes & Fun Ways to Celebrate

April 7

Beauty Day

Host a makeup tutorial session with your galpals where you can learn together new techniques or experiment with different looks. Provide a variety of makeup products, brushes, and mirrors. This is a fun way to explore personal style and boost confidence.

April 8

International Pageant Day

Organize a fun and inclusive mini pageant with your dormmates where you can showcase your unique talents, whether it's singing or dancing. Encourage participants to wear attire that represents their culture or personal style. This event can be a platform to celebrate individuality and creativity.

Call OREG for Professional Third Party Surveys and Focus Groups

LEARN MORE

678-534-3512

info@oraclerealestategroup.com

www.oraclerealestategroup.com

April 9

National Unicorn Day

Host a trivia night focused on all things magical and mythical. Prepare questions related to unicorn folklore, mythology, and pop culture. Offer fun prizes like unicorn-themed trinkets or snacks to the winning team. This event can stimulate minds while providing entertainment.

Daily Themes & Fun Ways to Celebrate

April 10
National Hug Your Dog Day

Go for a group walk with the dogs. Choose a scenic route where everyone can enjoy the surroundings and engage in conversation. Walking together with your dogs not only promotes health but also fosters a sense of community and camaraderie.

April 11
National Submarine Day

If there's a naval museum or exhibit nearby, consider organizing a group visit. This can be an educational and exciting way to learn more about the history and technology of submarines. Many museums offer interactive exhibits, allowing you to experience what it's like to be inside a submarine.



April 12
Day for Human Space Flight

Plan an outing to a nearby location with minimal light pollution for an evening of stargazing. Bring along telescopes or binoculars to get a closer look at celestial bodies. Encourage friends to come dressed as astronauts, aliens, or their favorite sci-fi characters.

April 13
National Silly Earring Day

This day is all about fun and creativity. Encourage everyone to explore different styles, materials, and themes for their earrings. Host a crafting session before the event where everyone can make their own earrings using beads, clay, or recycled materials.

YOU'RE NOT LAZY—YOU'RE BURNT OUT

WHY YOU FEEL STUCK RIGHT NOW

I*t's not what you think, here are seven tips to get your energy back when it matters most*. If you've been staring at assignments, scrolling instead of studying, or putting things off even though you know they matter, it's easy to jump to one conclusion: you're being lazy. That's the narrative a lot of students fall into this time of year, especially when motivation drops and deadlines pile up.

But more often than not, that's not what's actually happening. What you're feeling isn't a lack of discipline—it's burnout. And there's a difference.

WHY YOU FEEL STUCK RIGHT NOW

Burnout isn't always obvious. It's not just being tired or needing more sleep. It shows up in ways that can feel confusing—like having work to do but no energy to start, or feeling overwhelmed by even small tasks.

You might notice you're:

- procrastinating more than usual
- struggling to focus
- feeling disconnected from your work
- easily irritated or mentally drained



These aren't signs that you don't care. They're signs that you've been pushing for too long without enough recovery.

WHY IT HITS RIGHT NOW

April is when everything overlaps. Exams are approaching, final papers are due, group projects are wrapping up, and you're still managing everything else in your life. At the same time, your energy is already depleted from weeks of continuous effort.

Your brain doesn't distinguish between "important" and "overwhelming"—it just responds to the total load. When that load gets too high, it slows you down to protect itself. That slowdown can feel like procrastination, but it's actually a signal.

STEP ONE: STOP FIGHTING THE FEELING

The instinct is to push harder, but burnout doesn't respond well to pressure. Telling yourself to "just focus" or "try harder" often makes things worse, because it ignores what your brain actually needs.

Instead, start by acknowledging where you are. You're not behind because you're incapable—you're behind because you're overloaded. That shift in perspective matters, because it changes how you respond.

STEP TWO: MAKE WORK SMALLER AGAIN

When everything feels overwhelming, the problem is often scale. Large assignments and long study sessions can feel impossible to start when your energy is low.

Break your work into smaller, defined steps:

- instead of “study for exam,” start with “review one topic”
- instead of “write paper,” start with “outline one section”

Smaller tasks lower the barrier to starting, and starting is often the hardest part.

STEP THREE: RESET YOUR ENVIRONMENT

Your environment plays a bigger role than you think. If you’re trying to work in the same space where you’ve been scrolling, resting, or feeling stuck, your brain associates that space with low energy.

A small change—moving to a different spot, clearing your workspace, or even changing the time you start—can help reset your focus. You’re not just changing location; you’re changing context.

STEP FOUR: WORK IN SHORT, FOCUSED BURSTS

Long study sessions are difficult when you’re burnt out. Instead of forcing hours of work, try shorter, structured blocks.

Work for 25–30 minutes, then take a real break. Not a distracted scroll, but a pause that lets your mind reset. Then repeat.

This approach works because it respects your current energy level while still allowing you to make progress.

STEP FIVE: REBUILD MOMENTUM, NOT PERFECTION

Burnout makes you feel like you need to catch up all at once. That pressure can stop you from starting at all.

Instead of aiming for perfect productivity, focus on momentum. Completing one small task leads to another, and that progress builds naturally over time.

You don't need to do everything today. You need to do something.

STEP SIX: TAKE CARE OF THE BASICS

When you're stressed, the first things to slip are usually the most important: sleep, food, and movement. Skipping these might feel like saving time, but it actually reduces your ability to focus and retain information.

Getting enough rest, eating consistently, and taking short breaks to move around are not distractions from studying—they support it.

STEP SEVEN: USE TOOLS TO SUPPORT YOU, NOT REPLACE YOU

If you're using AI or other tools, think of them as support systems. They can help you break down material, clarify concepts, or organize your thoughts, but they shouldn't replace your engagement with the work.

Used well, they reduce overwhelm and help you move forward. Used poorly, they create the illusion of progress without real understanding.

CONCLUSION: YOU'RE NOT FALLING BEHIND—YOU'RE RUNNING LOW

What you're feeling right now is not a personal failure. It's a response to sustained effort without enough recovery. Burnout is not about not caring—it's often a sign that you've been trying for a long time.

The goal isn't to suddenly become more motivated. It's to reset your approach in a way that works with your current energy, not against it.
Start smaller. Adjust your environment. Focus on momentum. Take care of what your body and mind need.

You don't need to be at your best to finish the semester strong. You just need to keep moving—one step at a time.

Seeking Residential Life Advisory?

SUBSCRIBE

now!!!

REZFUN2 MAGAZINE

Is a Focus Group or Survey Right For You?

CONNECT WITH US

LinkedIn

Daily Themes & Fun Ways to Celebrate

April 14

National Gardening Day

Volunteering at a community garden is a rewarding way to spend National Gardening Day. It allows you to give back to the community while bonding with friends. Coordinate with your friends to spend a few hours planting, weeding, or maintaining the garden.

April 15

National Laundry Day

Organize a laundry party in your dorm's laundry room or common area. Bring some snacks, play your favorite tunes, and invite your neighbors to join in. It's a great way to socialize while getting your laundry done.

April 16

National Angel Day

Encourage friends to dress up as their interpretation of an angel. Offer a prize for the most creative or authentic outfit. Share stories or experiences where you felt guided or protected by a higher presence. This can be a touching way to connect with each other on a deeper level.

Daily Themes & Fun Ways to Celebrate

April 17
World Circus Day

Plan a series of circus-themed games and challenges, like a ring toss, bean bag juggling, or a pie-throwing booth. These activities can be a fun way to engage with fellow residents and enjoy some friendly competition.

April 18
National Piñata Day

Gather your friends for a piñata-making session before the main event. Crafting your piñatas allows everyone to express their creativity and adds a personal touch to the celebration. Use materials like cardboard, tissue paper, glue, and paint.

April 19
National Hanging Out Day

Organize a friendly outdoor game tournament with games like frisbee, soccer, or volleyball. This is a fantastic way to enjoy the fresh air, get some exercise, and bond with fellow students over a little healthy competition.

April 20
Look Alike Day

Organize a group costume contest in the dorm or campus common area. Groups of friends can compete to see who can come up with the most creative and cohesive look-alike theme. This could include dressing as famous duos, triplets, or even entire groups like a music band or a movie cast.

ARE WE DATING OR JUST HANGING OUT?

Understanding the gray area almost everyone finds themselves in at some point

THE SITUATION YOU CAN'T QUITE DEFINE

At some point, you've probably found yourself in a situation where things feel like more than friendship—but not quite a relationship. You spend time together, maybe text regularly, maybe even rely on each other in certain ways. But when someone asks, "So... are you dating?" the answer isn't clear.

This space—somewhere between casual and committed—is where a lot of college relationships live.

And it's confusing for a reason.

WHY IT FEELS SO UNCLEAR

Part of the confusion comes from the fact that there's no shared definition anymore. "Hanging out," "talking," and "dating" can mean very different things depending on the person. What feels like progress to one person might feel casual to another.

In a campus environment, where people are constantly around each other and social lives overlap, it's easy for relationships to develop without ever being clearly defined.

That lack of definition can feel comfortable at first—but over time, it can also create uncertainty.

WHAT YOU MIGHT BE NOTICING

If you're questioning where you stand, it's usually because something feels unclear or inconsistent. You might notice that:

- you spend time together, but plans aren't always intentional
- communication is frequent, but not consistent
- things feel close, but not acknowledged

These patterns don't automatically mean something is wrong. They simply mean the relationship hasn't been defined—and without that clarity, it's easy to start filling in the gaps with assumptions.

WHY PEOPLE STAY IN THE GRAY AREA

There are a few reasons why situations stay undefined.

Sometimes it's about timing. College schedules, priorities, and uncertainty about the future can make people hesitant to commit. Other times, it's about avoiding pressure—keeping things casual feels easier than having a conversation that might change the dynamic.

And sometimes, it's about not wanting to risk what already exists. Defining the relationship could bring clarity, but it could also lead to disappointment.

So instead, people stay in the middle.

THE RISK OF NOT SAYING ANYTHING

The gray area can feel easy in the beginning, but over time, it often becomes more complicated.

When expectations aren't discussed, they tend to grow silently. One person may begin to see the relationship as something more, while the other continues to treat it as casual. Without communication, those differences don't surface until they create tension.

The longer things go undefined, the harder it becomes to figure out where you actually stand.

PAY ATTENTION TO ACTIONS, NOT JUST WORDS

One of the clearest ways to understand what's happening is to focus on patterns rather than isolated moments. Consistency matters. Effort matters. Intentionality matters.

If someone is making time for you, communicating clearly, and including you in their life in consistent ways, that says something. If things feel inconsistent or unclear, that also says something.

You don't need a label to notice behavior—but behavior often reveals more than words do.

WHEN IT'S TIME TO ASK



There isn't a perfect moment to define a relationship, but there is a point where clarity becomes more helpful than uncertainty.

If you find yourself overthinking, questioning, or feeling unsure more often than not, it may be time to have a conversation. This doesn't have to be formal or intense. It can be as simple as asking where the other person sees things going.

Clarity doesn't ruin something that's working—it helps you understand it.

BEING HONEST ABOUT WHAT YOU WANT

Before asking someone else what they want, it's important to be honest with yourself.

Are you okay with things staying casual? Are you hoping it becomes something more? Are you feeling satisfied, or are you waiting for things to change?

Understanding your own expectations helps you approach the situation with more confidence and less confusion.

JOIN OUR TEAM
OF CONSULTANTS

Are you an experienced leadership professional in the areas of facilities, dining, campus life or student engagement programming?

APPLY NOW

IT'S OKAY IF IT'S NOT THE SAME

One of the reasons people avoid these conversations is the fear that the answer won't match what they want to hear. That's a real possibility.

But knowing where someone stands—even if it's not what you hoped for—is better than staying in a situation that leaves you uncertain. Clarity allows you to make decisions that are right for you, rather than staying stuck in something undefined.

CONCLUSION: CLARITY IS BETTER THAN GUESSING

Not every relationship needs a label immediately, but every relationship benefits from understanding. The space between "just hanging out" and "dating" doesn't have to stay confusing forever.

You don't need to force a definition—but you also don't need to keep guessing.

The most important thing is that you feel clear, respected, and aligned with what you want. And sometimes, the only way to get there is by asking the question you've been avoiding.

Daily Themes & Fun Ways to Celebrate

April 21
Big Word Day

Invite friends to express themselves through poetry or short stories using their favorite big words. Consider organizing a mini open-mic session where everyone can share their work. This activity not only celebrates language but also fosters a supportive and creative community.

April 22
April Showers Day

Embrace the rain by organizing a group walk around campus the first day the forecast shows an opportunity. Schedule a rain day! Put on your raincoats and boots, and enjoy the fresh air and the sound of raindrops. It's a refreshing way to bond with friends and appreciate the beauty of a rainy day.

April 23
Shakespeare Day

Gather your friends for a casual evening of play reading. Choose one of Shakespeare's classic works, such as Romeo and Juliet or A Midsummer Night's Dream, and assign roles. This is a great way to appreciate the beauty of Shakespeare's language while enjoying each other's company.

April 24
National Bucket List Day

Gather your friends and roommates to brainstorm a collective bucket list. This could include fun campus activities, like participating in a talent show, attending a sports event, or exploring hidden gems around the university.

Daily Themes & Fun Ways to Celebrate

April 25

License Plate Day

One of the best ways to celebrate License Plate Day is by organizing a road trip. Gather your friends, choose a destination, and hit the road. The journey is just as important as the destination, so make sure to enjoy the scenery and the company of your friends.

April 26

National Ai Day

Explore the intersection of AI and gaming by organizing a virtual reality gaming session. Games like Beat Saber and Superhot VR often utilize AI to enhance the gaming experience. This activity is sure to bring an adrenaline rush and lots of laughter!

April 27

National Tell A Story Day

Reach out to your friends and invite them to join in the fun. Encourage them to bring a story to share—whether it's a personal anecdote, or a favorite fairy tale. Encourage friends to share personal stories. These could be funny, or even challenging experiences that have shaped who they are.

RESIDENTS LEADERSHIP CORNER

THE END-OF-SEMESTER DROP-OFF: A RESIDENT ASSISTANT'S GUIDE TO RE-ENGAGING RESIDENTS WHEN EVERYONE IS CHECKED OUT

HOW TO BUILD CONNECTION WHEN ENERGY IS LOW AND PARTICIPATION IS FADING

WHEN THE ENERGY SHIFTS

By April, the energy in your building feels noticeably different. Doors that were once open are now closed, programs that once had steady attendance are now sparsely attended—or empty—and conversations are shorter and less frequent. The general sense of community feels quieter and more disconnected, which can be frustrating if you are putting in the same level of effort.

This shift is not a failure of your work as an RA. It is a predictable part of the semester as students begin to feel the cumulative effects of the academic year.

WHY RESIDENTS CHECK OUT

At the end of the semester, students are managing more than just coursework. They are dealing with cumulative stress, mental fatigue, and often a lack of motivation, all while preparing for finals and thinking about what comes next. Some students are anxious about grades, while others have already mentally transitioned out of the semester.

In many cases, disengagement is not about disinterest in the community. It is about limited capacity, and recognizing this allows you to adjust your expectations without taking the shift personally.

REDEFINING WHAT ENGAGEMENT LOOKS LIKE

One of the most important adjustments at this time of year is redefining what success looks like in your role. Earlier in the semester, engagement may have meant strong program attendance or visible participation in the community. In April, those markers often change significantly.

A successful interaction may now be a brief conversation in the hallway, a quick check-in, or a moment of recognition between you and a resident. Engagement becomes smaller, more informal, and more individualized, but that does not make it less meaningful. These smaller interactions are often more impactful because they meet students where they are.

MEETING RESIDENTS WHERE THEY ARE

Instead of trying to recreate the energy of earlier months, it is more effective to meet residents where they are now. Students are more likely to engage in ways that feel low-effort and low-pressure, especially when their time and energy are limited.

This might mean prioritizing short conversations over long programs or focusing on casual interactions rather than structured events. When expectations are lowered, participation becomes more accessible, and your presence becomes more supportive rather than demanding.

RETHINKING PROGRAMMING

Traditional programming can feel overwhelming to students who are already stretched thin. Large or highly structured events may unintentionally discourage participation because they require time and energy that students feel they do not have.

Instead, consider smaller and more flexible options such as passive programs, brief pop-ins, or short drop-by opportunities. These formats allow students to engage

on their own terms without a significant commitment, which increases the likelihood that they will participate, even briefly.

USING MICRO-INTERACTIONS TO BUILD CONNECTION

At this point in the semester, connection often happens in moments rather than events. A simple greeting, remembering a resident's name, or asking how a test went can create a sense of recognition and support.

These micro-interactions may seem small, but they build consistency and trust over time. Even students who do not attend programs are still part of your community, and these brief interactions remind them that they are seen and supported.

SUPPORTING WITHOUT ADDING PRESSURE

It is important to be mindful of how your outreach is perceived during this time. Students who are overwhelmed may interpret repeated invitations or expectations as additional pressure rather than support.

Instead, focus on making your presence known without requiring participation. Let residents know you are available, approachable, and supportive, but avoid making engagement feel like another obligation on their already full list of responsibilities.

STAYING FLEXIBLE AS AN RA

Just as students are adjusting their energy and priorities, you may need to adjust your approach. Strategies that worked earlier in the semester may no longer be effective, and holding onto them too tightly can lead to frustration.

Flexibility allows you to respond to the current needs of your community rather than trying to maintain a model that no longer fits. This is not about lowering your standards, but about adapting your methods to remain effective in a different phase of the semester.

RECOGNIZING YOUR IMPACT

During this time, it can be easy to feel like your impact is limited, especially when attendance is low and interactions are less frequent. However, impact at the end of the semester often looks different than it did at the beginning.

It is found in brief conversations, moments of support, and the steady presence you provide. These interactions may not be reflected in numbers, but they matter to the students who experience them and contribute to a sense of belonging during a stressful time.



CONCLUSION: FINISHING THE SEMESTER STRONG

The end-of-semester drop-off is a natural part of the college experience and not a reflection of your effectiveness as an RA. When residents begin to check out, your role shifts from building momentum to maintaining connection in ways that are realistic and supportive.

By adjusting your expectations, focusing on small interactions, and meeting students where they are, you continue to support your community in meaningful ways. Finishing strong does not mean recreating the energy of the beginning of the semester, but recognizing what your residents need now and showing up for them in a way that fits this moment.

Daily Themes & Fun Ways to Celebrate

April 28

Clean Comedy Day

Compile a list of clean comedy shows or stand-up specials that everyone can enjoy. You could include classics like "The Carol Burnett Show," "Whose Line Is It Anyway?" . Set up a cozy viewing area with plenty of snacks and comfortable seating.

April 29

International Dance Day

Gather your friends for an energetic dance party. Add some friendly competition to the mix with a dance-off. Split into teams or go solo, and take turns showcasing your best moves. You can assign themes for each round, such as "80s Throwback" or "Futuristic Funk".

April 30

National Honesty Day

Set up a bulletin board in a shared space where students can anonymously post their honest thoughts, confessions, or compliments. Reading these notes can be an enlightening experience, fostering empathy and understanding within the community.