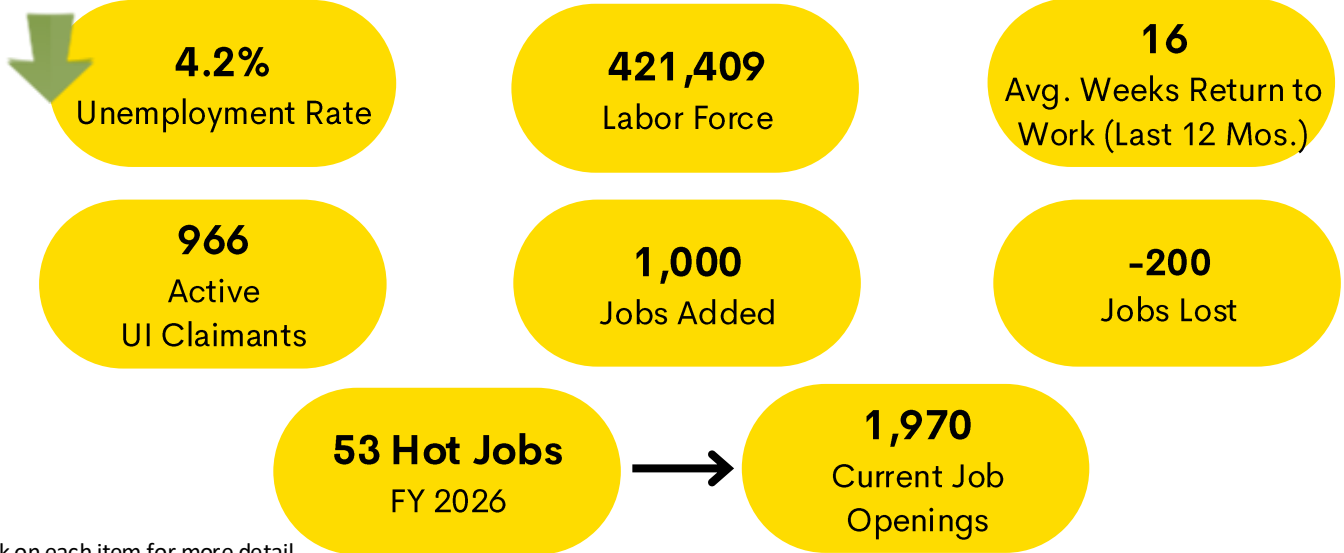




Click on each item for more detail

MARCH 2026 LABOR MARKET REVIEW

MARCH 2026



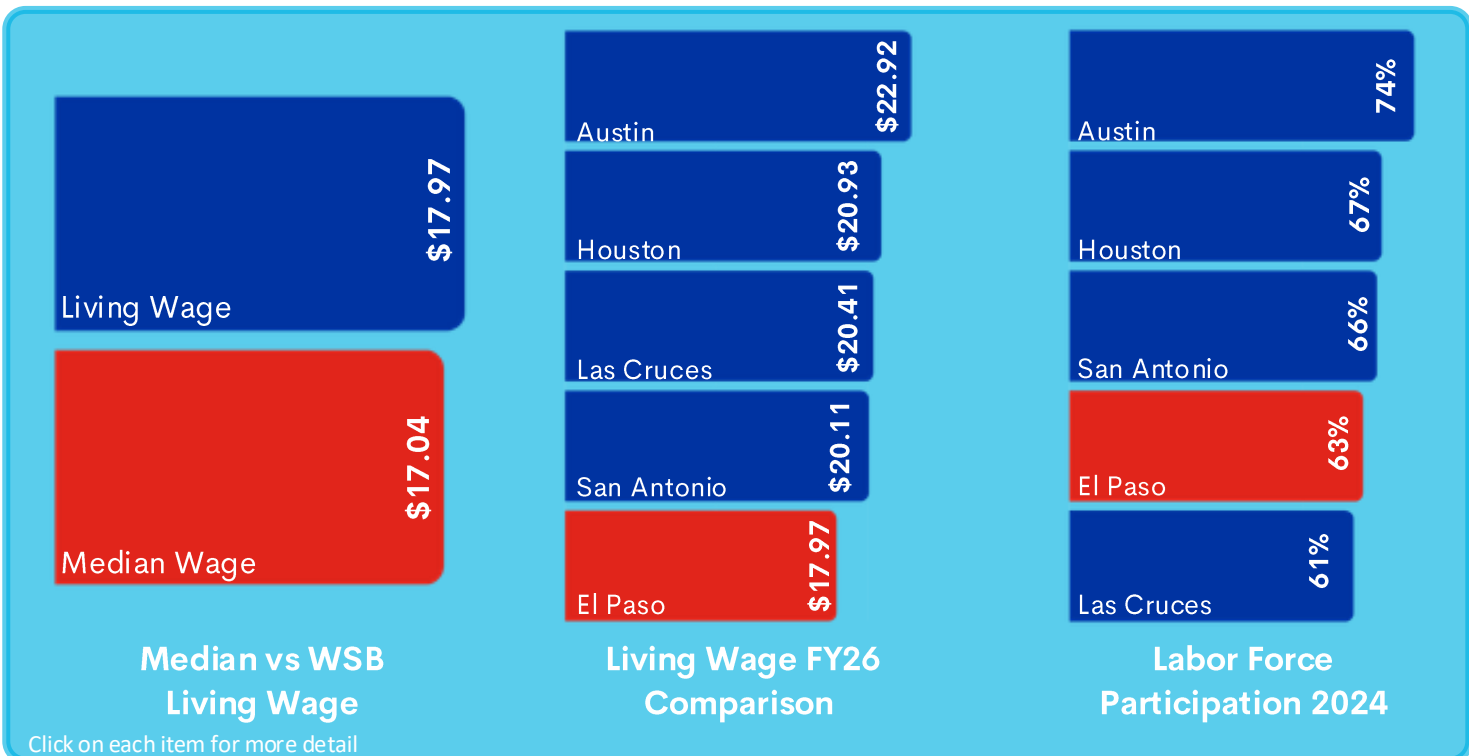
Click on each item for more detail

QUARTER



Click on each item for more detail

ANNUAL





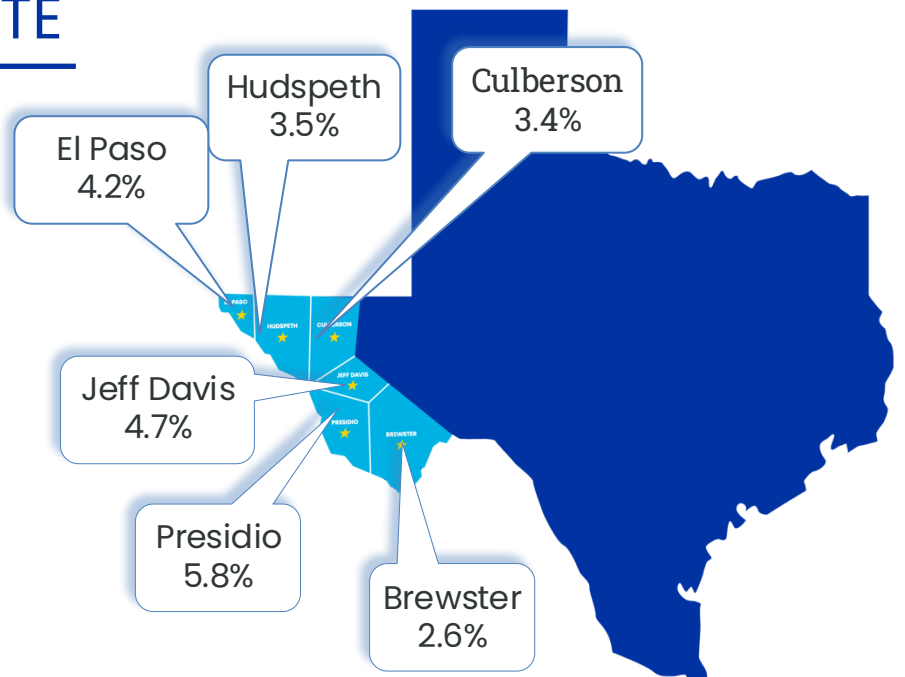
MARCH 2026 LABOR MARKET REVIEW

LABOR FORCE, EMPLOYMENT & UNEMPLOYMENT

		March 2026				February 2026				March 2025			
		Labor Force	Employment	Unemployment	Rate	Labor Force	Employment	Unemployment	Rate	Labor Force	Employment	Unemployment	Rate
Texas	State	15,852,300	15,203,256	649,044	4.1	15,903,125	15,201,188	701,937	4.4	15,840,969	15,206,914	634,055	4.0
El Paso	MSA	421,409	403,903	17,506	4.2	422,530	403,320	19,210	4.5	421,275	403,712	17,563	4.2
Borderplex	WDA	431,411	413,541	17,870	4.1	432,632	413,026	19,606	4.5	431,234	413,288	17,946	4.2
Brewster	County	5,722	5,573	149	2.6	5,707	5,533	174	3.0	5,643	5,490	153	2.7
Culberson	County	1,102	1,065	37	3.4	1,124	1,084	40	3.6	1,099	1,055	44	4.0
El Paso	County	420,319	402,851	17,468	4.2	421,390	402,221	19,169	4.5	420,175	402,652	17,523	4.2
Hudspeth	County	1,090	1,052	38	3.5	1,140	1,099	41	3.6	1,100	1,060	40	3.6
Jeff Davis	County	612	583	29	4.7	613	580	33	5.4	613	585	28	4.6
Presidio	County	2,566	2,417	149	5.8	2,658	2,509	149	5.6	2,604	2,446	158	6.1
El Paso	City	333,771	320,346	13,425	4.0	334,583	319,845	14,738	4.4	333,584	320,188	13,396	4.0
Socorro	City	19,024	18,242	782	4.1	19,073	18,214	859	4.5	19,046	18,233	813	4.3

UNEMPLOYMENT RATE

4.2%
EL PASO, MSA
UNEMPLOYMENT RATE

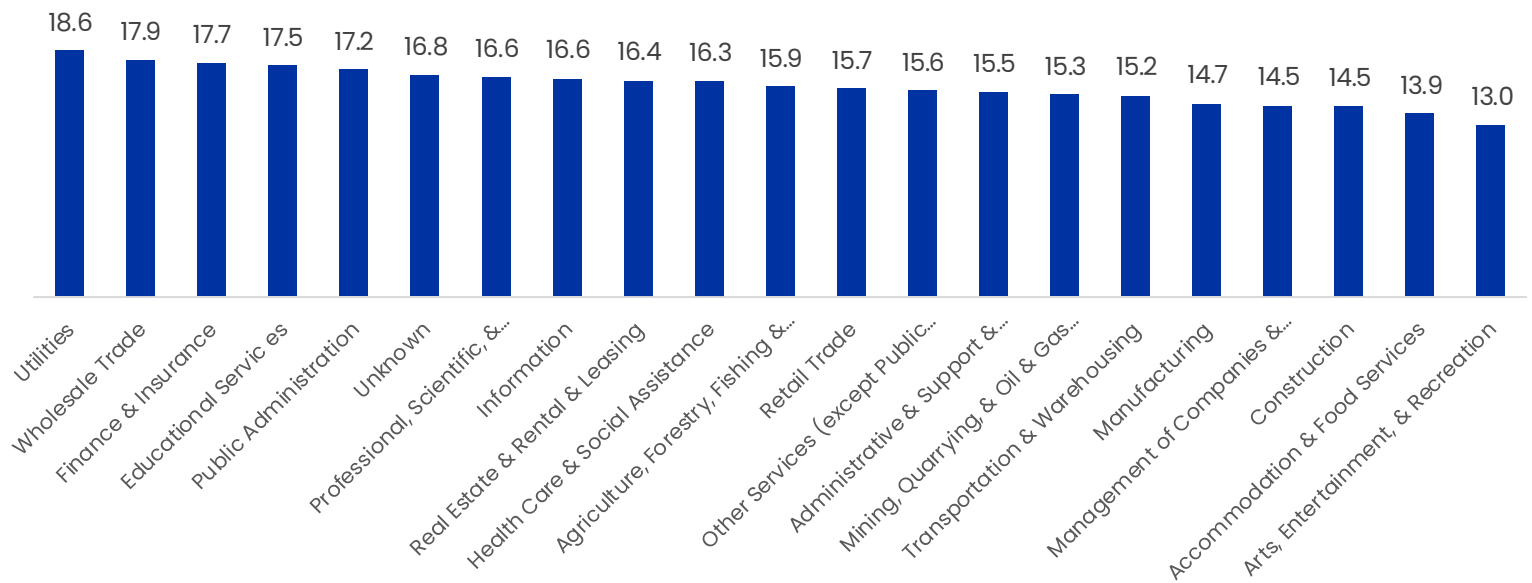




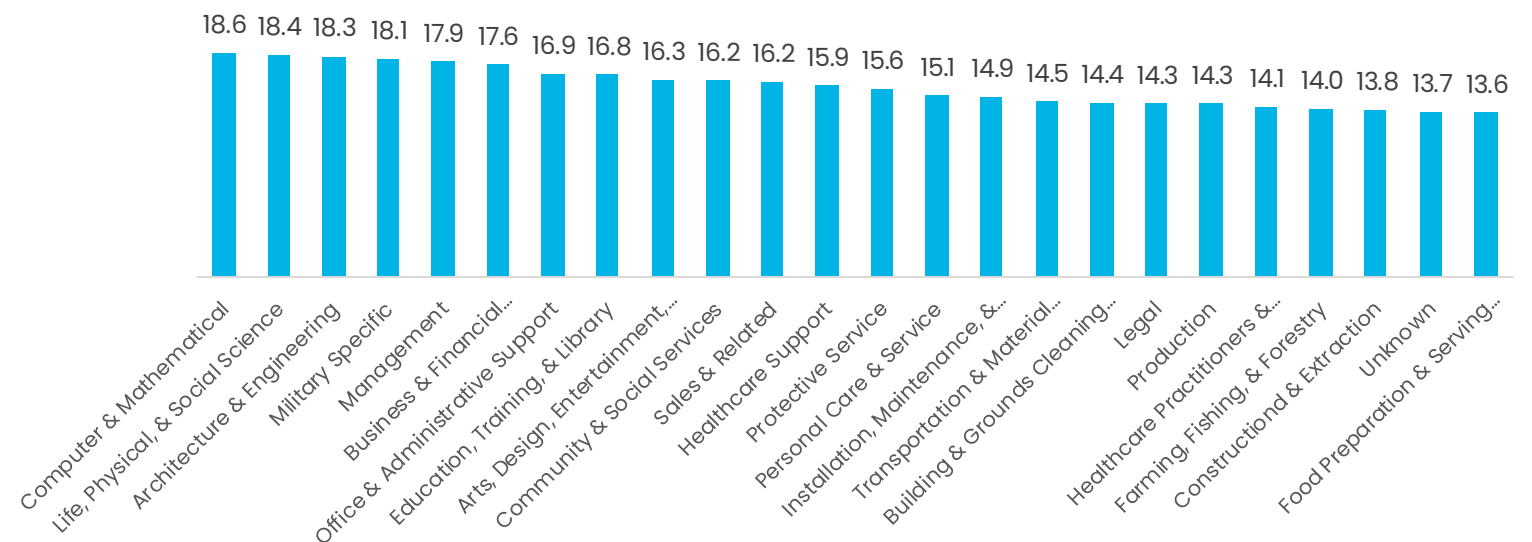
MARCH 2026 LABOR MARKET REVIEW

RETURN TO WORK (LAST 12 MOS.)

By Industry



By Occupation





MARCH 2026 LABOR MARKET REVIEW

UNEMPLOYMENT INSURANCE CLAIMANT DATA

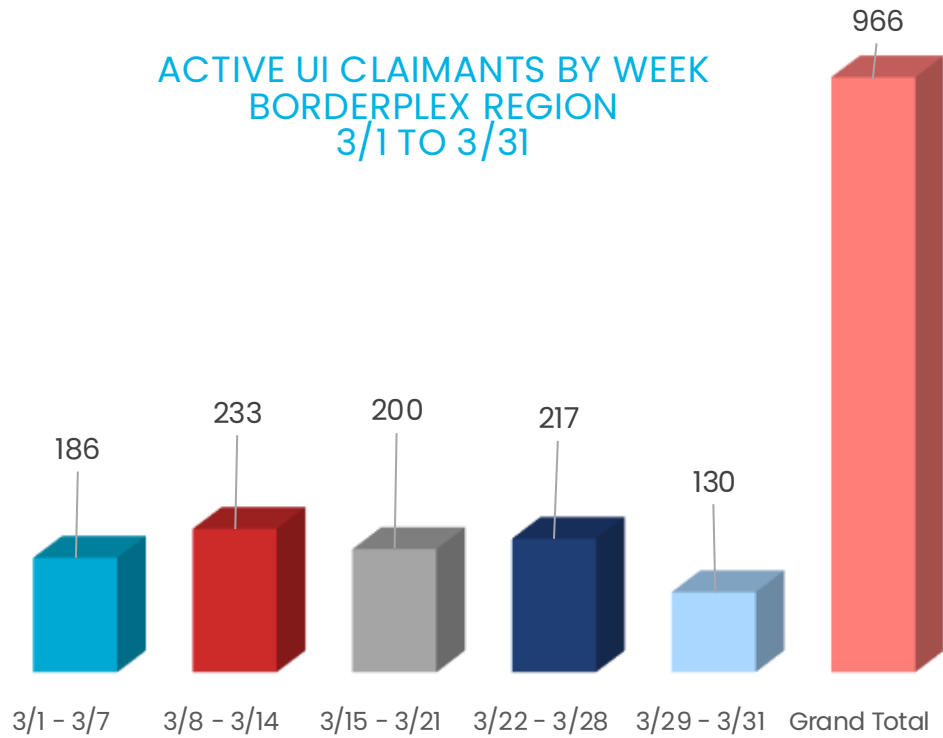
This report reflects the **Borderplex Region**.
Including these 6 counties:

- Brewster
- Culberson
- El Paso
- Hudspeth
- Jeff Davis
- Presidio

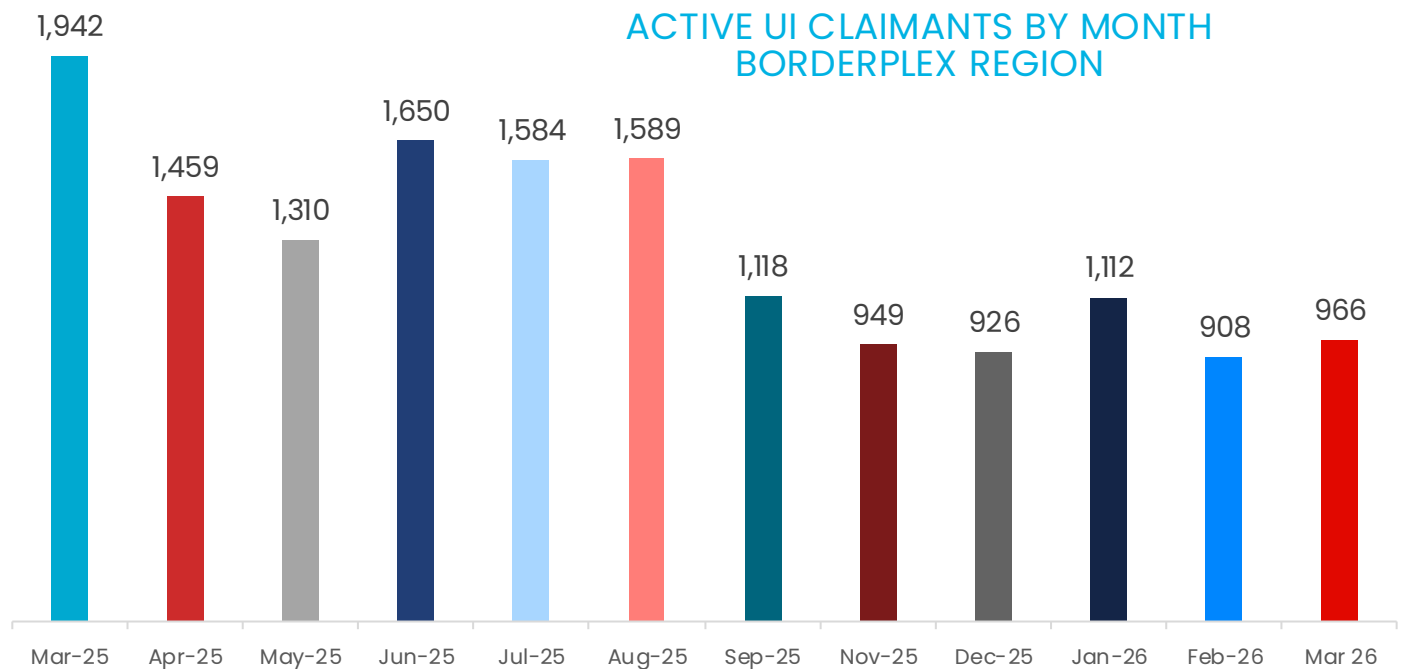
An Active Claimant is someone who meets any of these conditions:

- Claimant had to have a payment within 21 days
- The most recent Claimant certified date is within 21 days
- The claim status date is within 28 days

ACTIVE UI CLAIMANTS BY WEEK
BORDERPLEX REGION
3/1 TO 3/31



ACTIVE UI CLAIMANTS BY MONTH
BORDERPLEX REGION

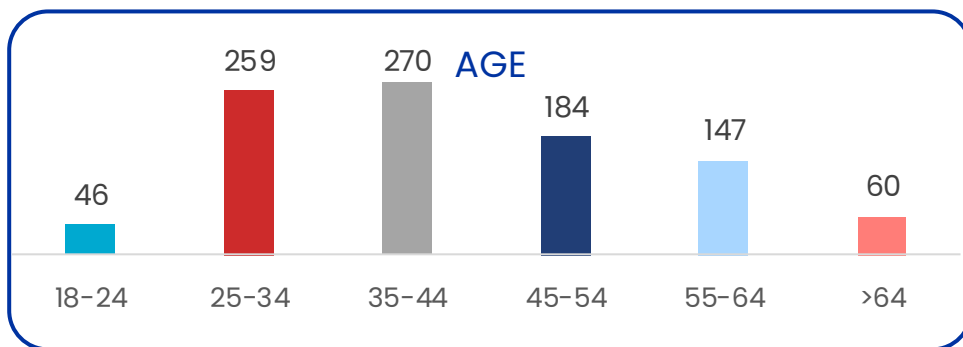
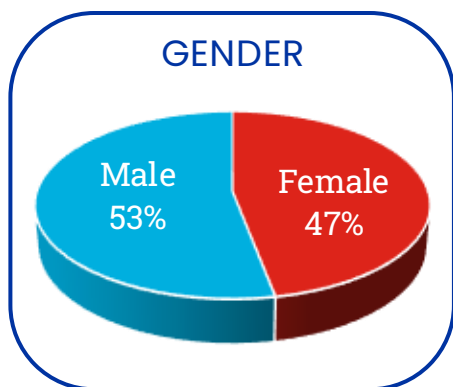




MARCH 2026 LABOR MARKET REVIEW

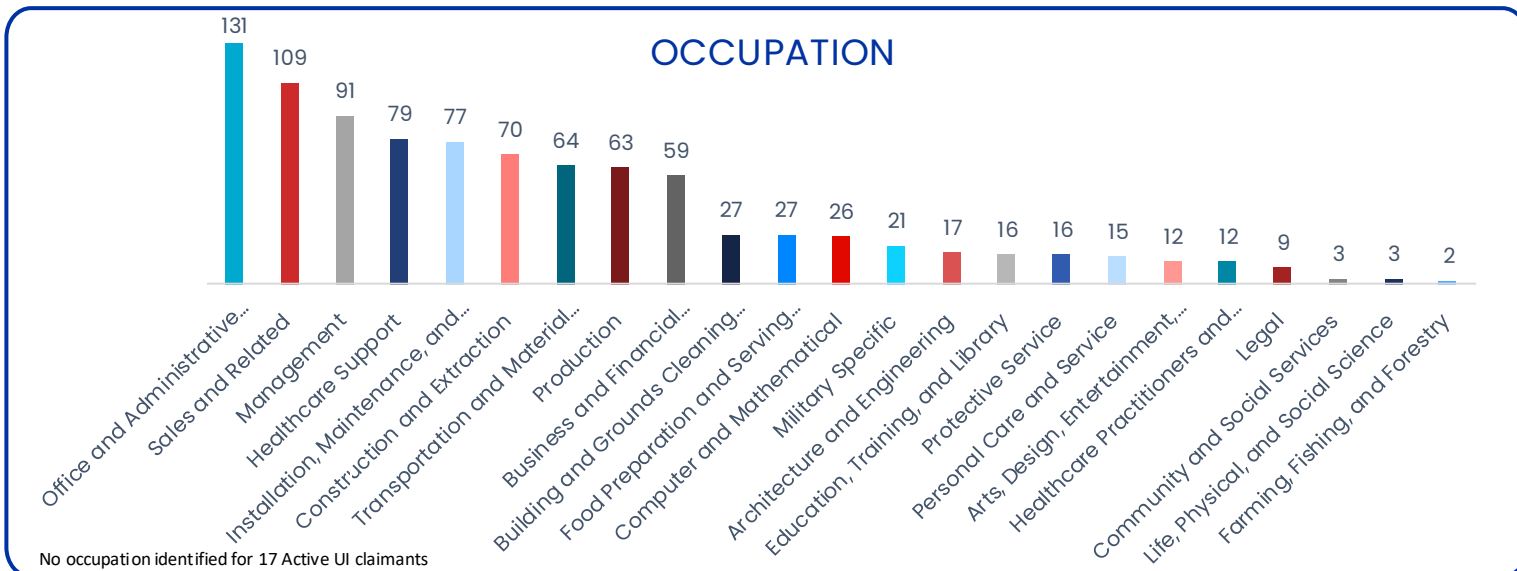
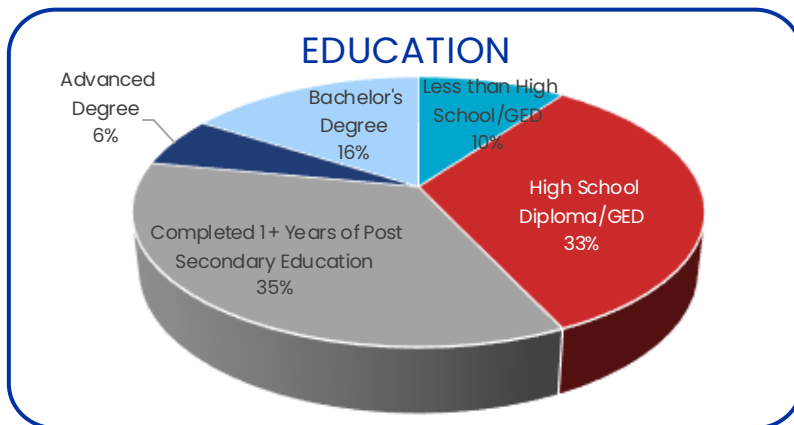
UNEMPLOYMENT INSURANCE CLAIMANT DATA

ACTIVE UI CLAIMANTS BY WEEK BORDERPLEX REGION 3/1 TO 3/31



An Active Claimant is someone who meets any of these conditions:

- Claimant had to have a payment within 21 days
- The most recent Claimant certified date is within 21 days
- The claim status date is within 28 days

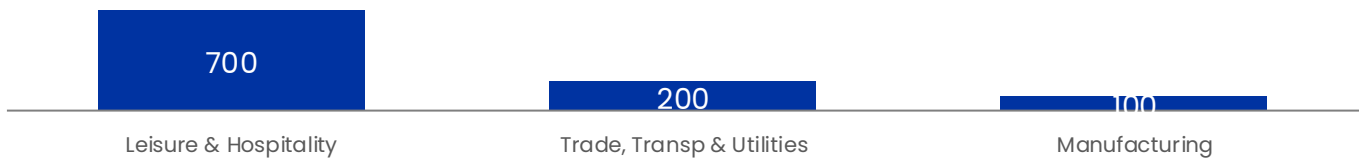




MARCH 2026 LABOR MARKET REVIEW

JOBS ADDED

INDUSTRIES SECTORS THAT ADDED JOBS




TOP 5 JOB POSTINGS IN THE EL PASO, TX MSA

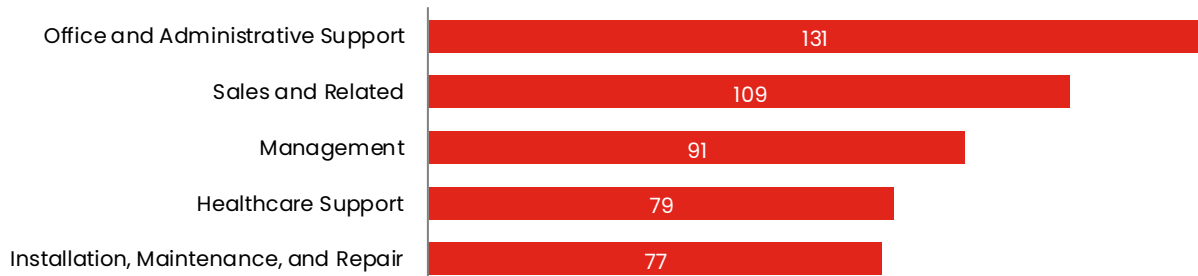
Occupation	Vacancies	Median Hourly Earnings BLS 2024
Retail Salespersons	629	\$13.43
Registered Nurses	551	\$39.13
First-Line Supervisors of Retail Sales Workers	460	\$17.42
Fast Food and Counter Workers	360	\$10.82
First-Line Supervisors of Food Preparation and Serving Workers	352	\$15.14

JOBS LOST

INDUSTRIES SECTORS THAT LOST JOBS



TOP 5 UNEMPLOYMENT CLAIMANTS OCCUPATIONS

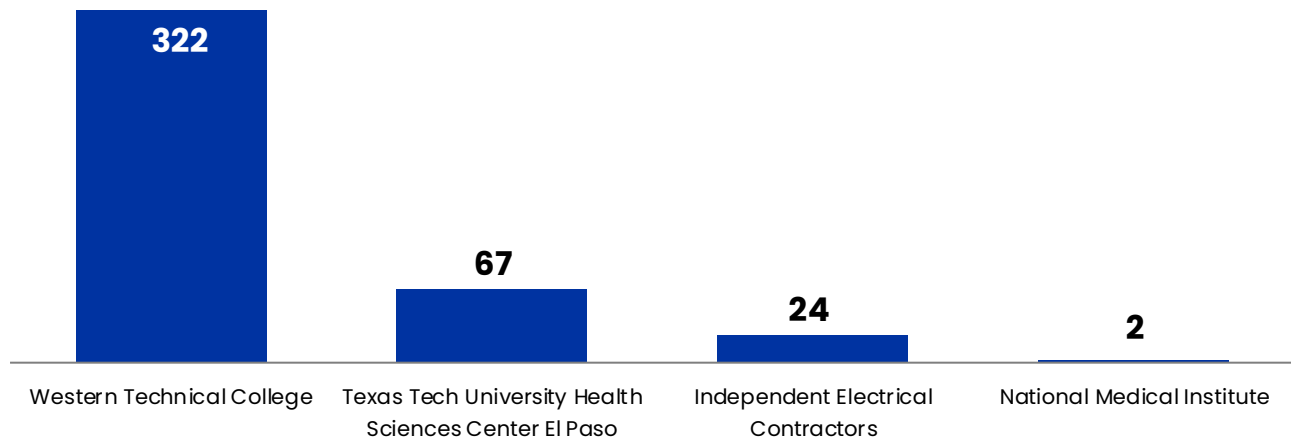


No occupation identified for 17 Active UI claimants

MARCH 2026 LABOR MARKET REVIEW



NUMBER OF GRADUATES (Apr – Jun 2025, Q2)



THANK YOU TO OUR SURVEY PARTICIPANTS!

- WESTERN TECHNICAL COLLEGE
- TEXAS TECH UNIVERSITY HEALTH SCIENCES CENTER EL PASO
 - INDEPENDENT ELECTRICAL CONTRACTORS
 - NATIONAL MEDICAL INSTITUTE



MARCH 2026 LABOR MARKET REVIEW

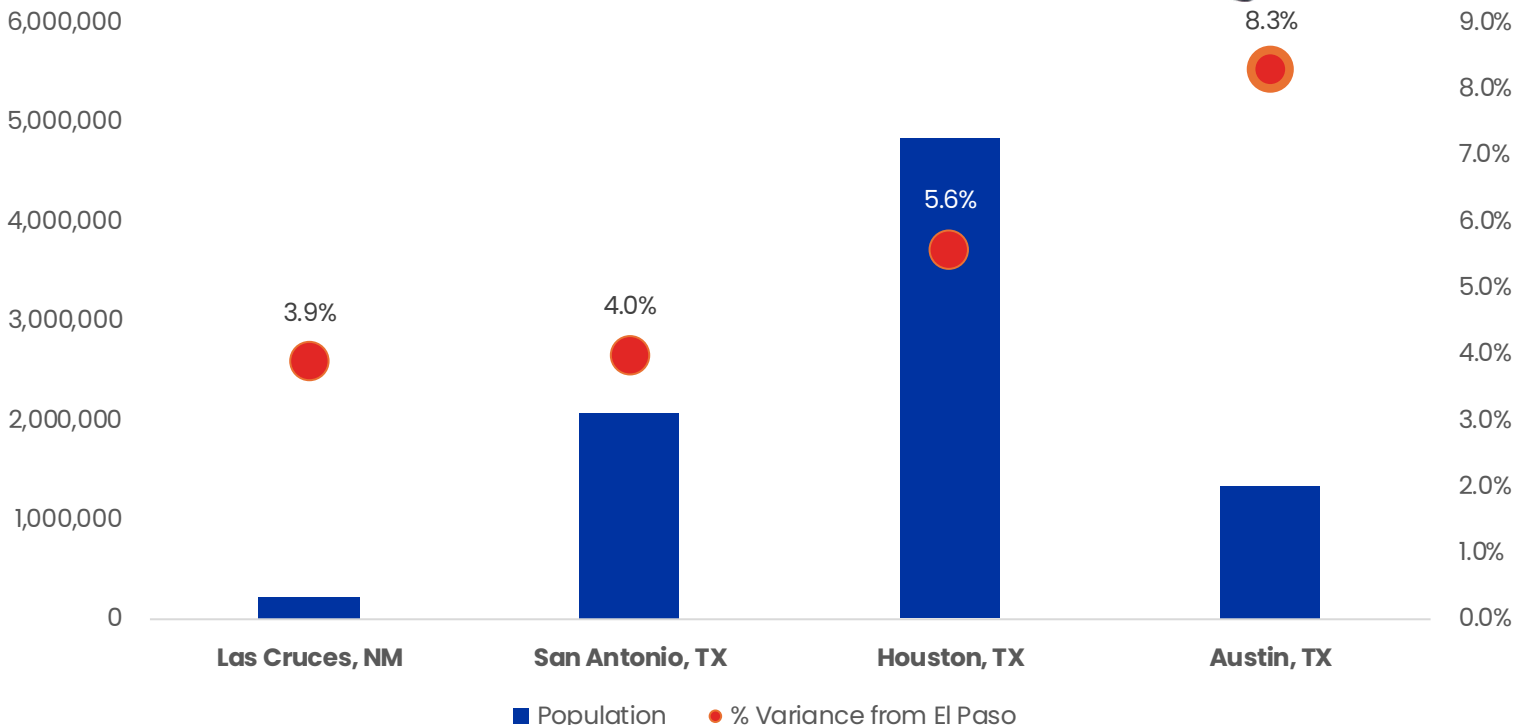
AVERAGE WEEKLY WAGES (Q4 2025)

Average Weekly Wage (4 th Quarter 2025)					
	Q4 2025	Q3 2025	Q4 2024	Quarterly Change	Yearly Change
Borderplex	\$ 1,029	\$994	\$989	\$35	\$40
Texas	\$1,549	\$1,444	\$1,488	\$105	\$61
USA	N/A	\$1,459	\$1,506	N/A	N/A

COST OF LIVING COMPARISON (2025)



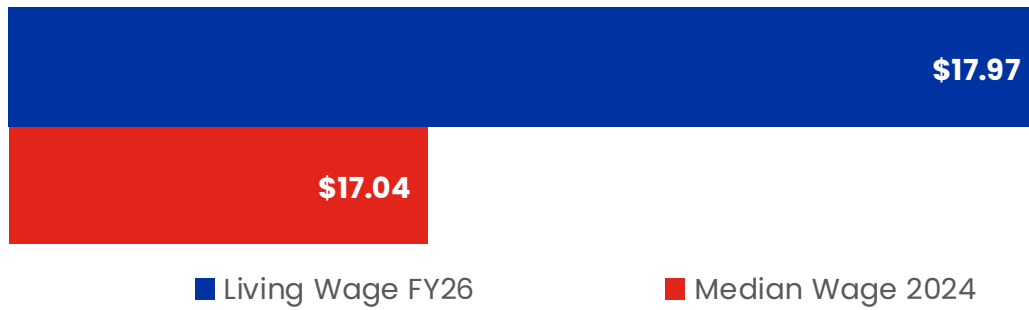
87.3
El Paso, MSA
[Cost of Living Calculator](#)



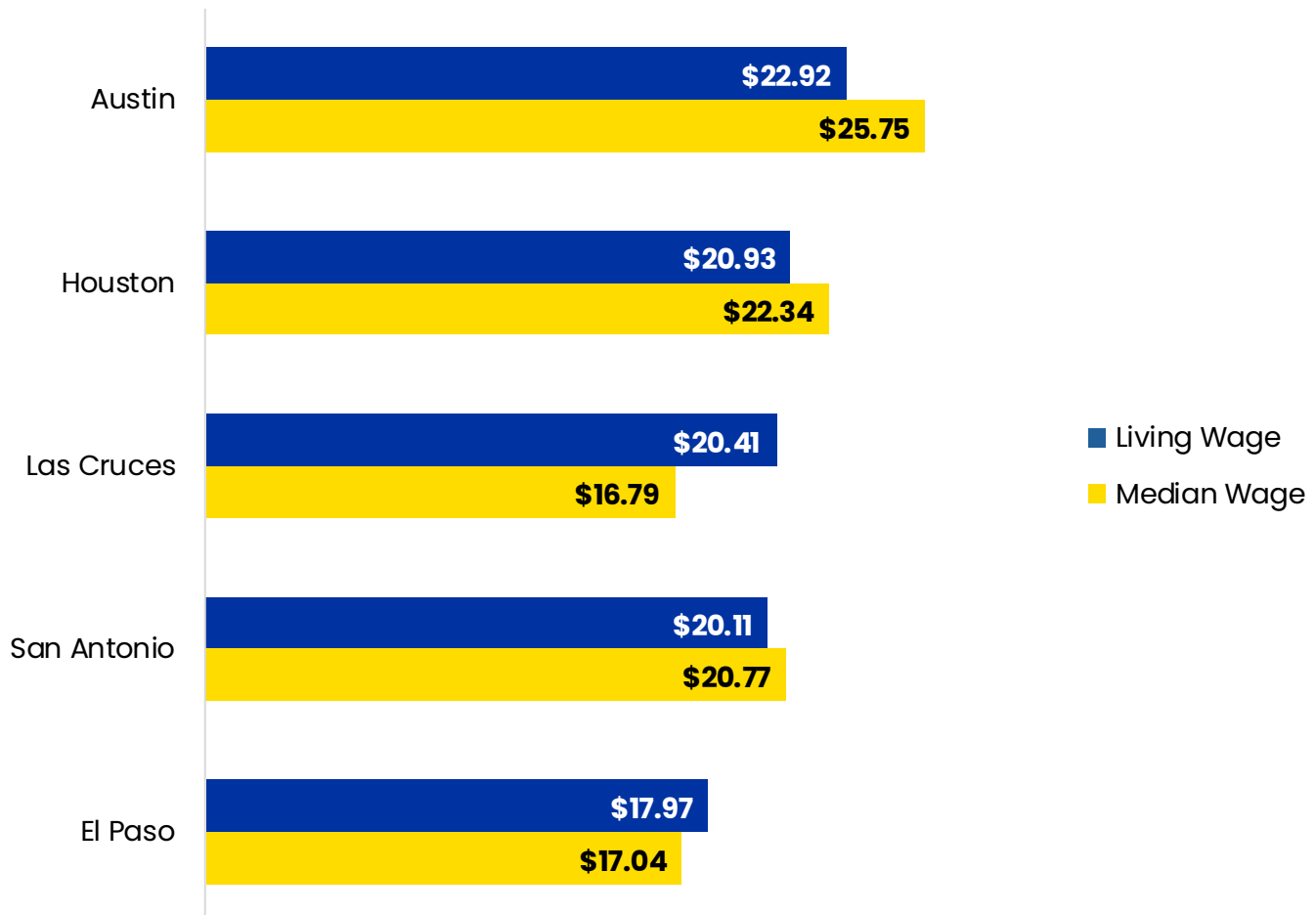


MARCH 2026 LABOR MARKET REVIEW

MEDIAN VS LIVING WAGE (FY26 VS 2024)



LIVING WAGE COMPARISON (FY26)

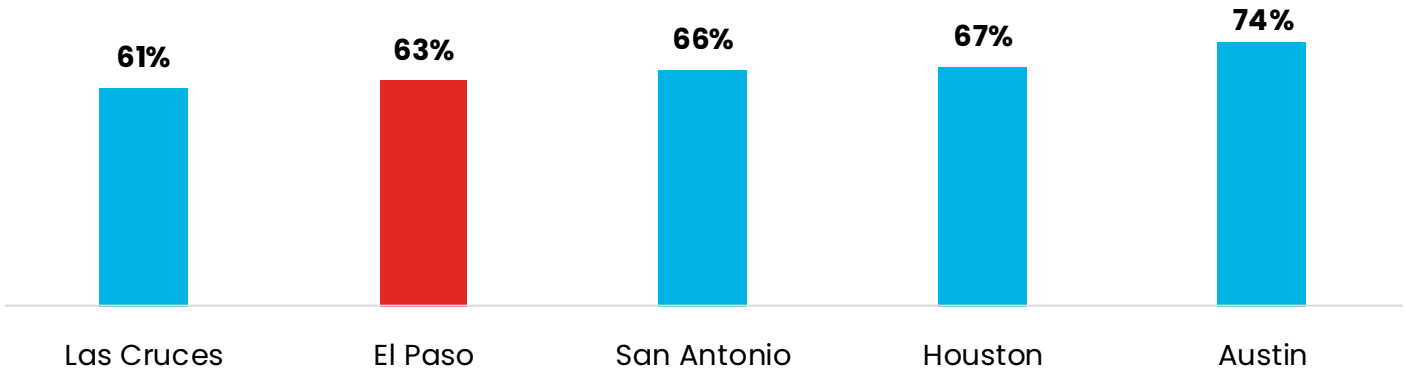




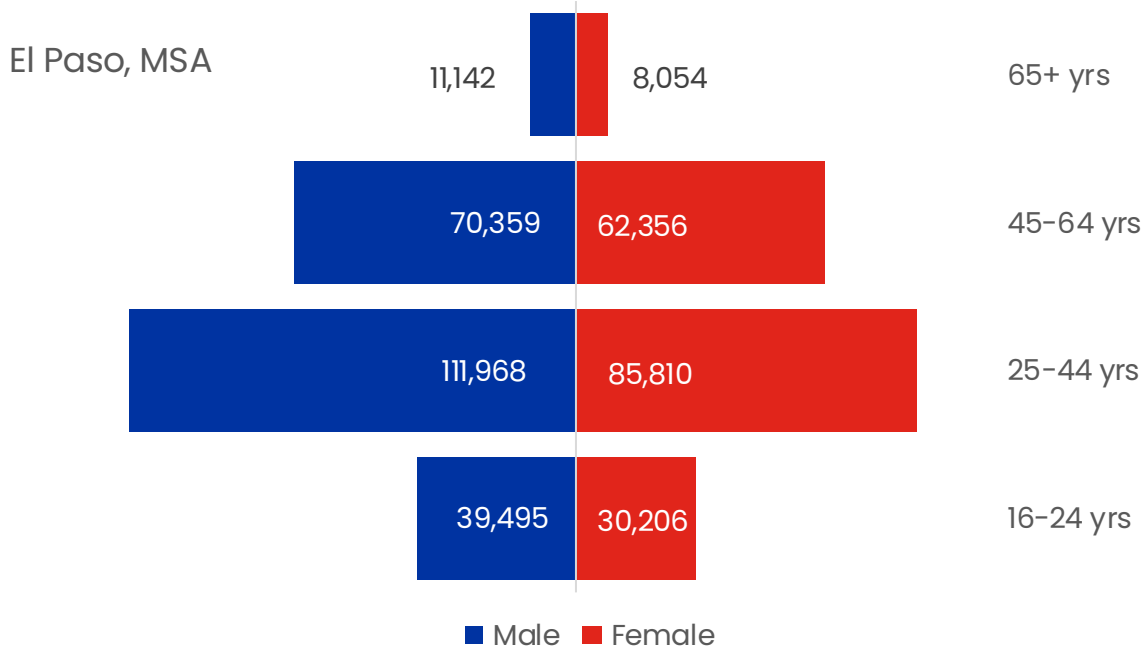
MARCH 2026 LABOR MARKET REVIEW

LABOR FORCE PARTICIPATION RATE (2024)

POPULATION OVER 16 YEARS, BY COUNTY



LABOR FORCE DEMOGRAPHICS (2024)



MARCH 2026 LABOR MARKET REVIEW



WSB HOT JOBS (FY 2026)

A HOT JOB HAS:

- AN ENTRY WAGE OF **\$17.97 OR MORE**
- **10% OR MORE** GROWTH IN THE NEXT 10 YEARS
- **20 OR MORE** ANNUAL JOB OPENINGS



WSB DIRECTS TRAINING FUNDS
TOWARDS THESE OCCUPATIONS



UPDATED ANNUALLY



CURRENTLY 53 HOT JOBS



WSB CAN MAKE EXCEPTIONS AS
NEEDED (LOCAL WISDOM)

[WSB HOT JOBS LINK](#) 



2026 HOT JOBS

YOUR *GUIDE* TO JOBS, PATHWAYS,
AND TALENT IN THE BORDERPLEX

**Inside the 2026 Hot Jobs
You'll Discover:**

-  **What Makes These Jobs So Hot:**
Wages, Growth, and Opportunity
-  **Where You Fit In:** Pathways for
Students, Jobseekers and Employers
-  **Your First Look** at AI-Enhanced
Careers in the Borderplex region.

WORKFORCE
SOLUTIONS BORDERPLEX
A proud partner of the americanjobcenter network

 borderplexjobs.com

MARCH 2026 LABOR MARKET REVIEW

SOURCES

Labor Market & Career Information, Texas Workforce Commission March 2026, JobsEQ March 2026, Bureau of Labor Statistics May 2024, US Census 2024.

To access previous reports, please visit our website: [Labor Market Reviews](#)

Equal Opportunity Employer/Program. Auxiliary aids and services are available upon request to individuals with disabilities. Relay Texas: 711 (Voice) or 1-800-735-2989 (TTY). Funded by all or in part of, the Department of Labor/ETA WIOA Formula Grants and Wagner-Peyser; the Department of Health and Human Services TANF and Child Care Development Fund; and the Food and Nutrition Service SNAP Employment & Training.

Igualdad de oportunidades de Empleo/Programas. Equipo auxiliar y servicios de apoyo están disponibles para personas con discapacidad al ser requeridos. Relay Texas: 711 (Voz) o 1-800-735-2989 (TTY). Este documento contiene información importante sobre los requisitos, los derechos, las determinaciones y las responsabilidades del acceso a los servicios del sistema de la fuerza laboral. Hay disponibles servicios de idioma, incluida la interpretación y la traducción de documentos, sin ningún costo y a solicitud.

