

HERE TOGETHER

CREATING PLACES TO REMEMBER

SATELLIET®
hospitality furniture

COLLECTION 2026



LET'S GET TOGETHER

IN HOSPITALITY, EVERYTHING REVOLVES AROUND CONNECTION: PARTICIPATION, INCLUSIVITY, DIVERSITY AND THE SHARED AMBITION TO CREATE ENVIRONMENTS WHERE PEOPLE FEEL INSTANTLY AT EASE.

Here Together embodies that sense of belonging - the warm, open atmosphere that emerges when guests meet, dine, share and discover side by side. Every day we see how unexpected combinations make this possible: materials that flow seamlessly into one another, colours that amplify each other, concepts that naturally invite people to gather. That's when the magic happens - hospitality that resonates, the feeling of Here Together: accessible, warm and unmistakably familiar.

This catalogue showcases how vision and design converge in interiors that spark encounters. A curated collection of projects, products and ideas that encourage people to create memories together. It offers inspiration for anyone shaping a place where guests feel part of something larger.

Take Union House in Utrecht - a perfect example of how the Here Together ethos comes to life. A vibrant meeting place where hospitality, culture and community intertwine. As owner Peter-Paul Swijnenburg explains: 'At Union House, it's all about genuine connection, shared moments and creating a space where everyone feels at home and truly seen.' The interior - crafted by King Kongs Interiors from Eindhoven - radiates warmth and character.

“ UNION HOUSE BRINGS PEOPLE TOGETHER AND STANDS AS A SYMBOL OF CONNECTION ”

PETER-PAUL SWIJNENBURG
co-owner Union House



TABLE OF CONTENTS




07. SATELLIET STORIES

OUR PROMISE	07
MISSION HOSPITALITY	09
TOOLS ARCHITECT	11
SATELLIET ORIGINALS	13
FULL SERVICE	15
OUR SHOWROOMS	17
SATELLIET INTERNATIONAL	19

TRENDS

ARTISAN SPIRIT	27
RED ALERT	29
FAIRY FOREST	31
NEW HOTEL	33
HAPPY & HEALTHY	35
NATURAL NOMAD	37





21. TAILOR MADE

STYLE CONFIGURATE CO-CREATE	21
PRINT FABRICS	23
CO-CREATION	25
SEATING	63
BENCHES	137
TABLES	147

HOSPITALITY INTERIORS & TERRACES

HOSPITALITY IN...	39
CULLEN HOUSE GLASGOW, UNITED KINGDOM	41
THE OSTENDIAN OOSTENDE, BELGIUM	43
BACÁN UPPSALA, SWEDEN	45
SIXA CONFERENCE OSLO ATRIUM, NORWAY	47
LOS TACOS AKER BRYGGE OSLO, NORWAY	49
REURING HOORN, THE NETHERLANDS	51
THE SOCIAL HUB AMSTERDAM CITY, THE NETHERLANDS	53
OUR INTERNATIONAL PROJECTS	55



39.

57. PRODUCTS

STILL USABLE MATERIALS	57
CHAIRS	61
BARSTOOLS	103
LOUNGE & BENCHES	119
SMART SOLUTIONS	141
TABLES	145
TABLE TOPS	161
TERRACE	163
TABLE TOPS	185
ABBREVIATIONS & ICONS	187
SIZES	189
LOOK & FEEL COLLECTION	195





MATS ASSISTANT CONTROLLER | **SANDER** PROJECT COORDINATOR | **LAURE** PURCHASING ASSISTANT | **MARCIA** SHOWROOM ACCOUNT MANAGER | **AAFKE** HOSTESS

SATELLIET STANDS WITH EVERYONE WHO BELIEVES IN THE POWER OF HOSPITALITY. TOGETHER WITH YOU, WE CREATE INTERIORS THAT SPEAK, SURPRISE AND INVITE. SPACES WHERE GUESTS FEEL WELCOME AND WHERE MEMORIES NATURALLY UNFOLD. OUR PROMISE RESTS ON FOUR PILLARS THAT UNDERPIN EVERY PROJECT: PREMIUM QUALITY, TAILOR-MADE SOLUTIONS, FULL-SERVICE SUPPORT AND SUSTAINABILITY.

PREMIUM QUALITY

Quality is our starting point. Our products, services and people meet the high expectations of entrepreneurs and their guests.

OUR PROMISE

WE'RE HERE TO HELP



TAILOR MADE

But we go further. Every project is unique and deserves a personal touch. Tailor made means models, materials and colours that feel crafted specifically for your concept.

FULL SERVICE

With our full-service approach, we take care of everything from start to finish: consultation, delivery, disposal, recycling and even annual maintenance checks.

SUSTAINABILITY

At the same time, sustainability remains at the forefront. For us, it's not a trend but a long-term ambition: by 2030 we aim to be Europe's most sustainable hospitality furniture supplier.

SUSTAINABILITY

OUR 'MISSION HOSPITALITY'

WORKING TOGETHER FOR A SUSTAINABLE FUTURE

WE ARE CONTINUOUSLY MOVING FORWARD ON OUR MISSION HOSPITALITY – OUR COMMITMENT TO BECOMING EUROPE'S MOST SUSTAINABLE HOSPITALITY FURNITURE SUPPLIER BY 2030.

At Satelliet, sustainability is woven into everything we do. As the first furniture supplier in the Dutch hospitality sector, we now introduce Life Cycle Assessments (LCAs) for our collection, making the environmental impact of each piece fully transparent – from raw materials and design to production, transport, use and recycling.

"Sustainability is no longer a choice, but a necessity," says Floris Bosmans, Sustainability Manager. "With LCAs we're taking an essential step towards a circular furniture industry. It allows our partners to make genuinely sustainable decisions based on real data. Together with Design Conformity, we can measure and reduce CO₂ emissions."

The first models – Tube, Evora, ReUnited, Umea and Biscuit – have now been analysed. Designer Gijs van Essen explains: "This baseline shows exactly where emissions peak across the life cycle. It gives us a clear starting point for innovation and improvement."

The results are captured in a product passport, allowing interior architects, dealers and entrepreneurs to choose more sustainable options with confidence.

A HOLISTIC APPROACH

We combine insight with action. Modular design, maintenance programmes such as our Furniture MOT, and second-life initiatives with partners like Euroseat make reuse and recycling accessible and effective. Step by step, we realise our Mission Hospitality: interiors that connect, inspire and act responsibly.

Creating places to remember – for generations to come.





Scan the QR code for more information about our Mission Hospitality.

SATELLIET
HOSPITALITY FURNITURE



Umea SC



PRODUCT PROFILE

Product name: Umea SC
Production: EU
Weight: 8.84 kg

DESIGN CIRCULARITY - PRODUCT COMPONENTS



CARBON EFFICIENCY



Carbon footprint: 13.32 kg CO₂e

Life: 5 years

Footprint: 0.268 m²

kg CO₂e / item: 10.70 kg CO₂e

Category: Seating - Soft

CARBON FOOTPRINT



ENVIRONMENTAL IMPACT - MATERIALS

Material / Section	Material	Weight (kg)	CO ₂ e (kg)	CO ₂ e (kg)	CO ₂ e (kg)	CO ₂ e (kg)
Seat / Backrest / Frame	Umea SC	8.84	13.32	13.32	13.32	13.32
Materials	Umea SC	8.84	13.32	13.32	13.32	13.32
Production	Umea SC	8.84	13.32	13.32	13.32	13.32
Distribution	Umea SC	8.84	13.32	13.32	13.32	13.32
Use	Umea SC	8.84	13.32	13.32	13.32	13.32
End of life	Umea SC	8.84	13.32	13.32	13.32	13.32

'IF YOU'D LIKE TO EXPLORE OR BRAINSTORM WHAT THESE TOOLS CAN DO FOR YOU, FEEL FREE TO GET IN TOUCH FOR AN APPOINTMENT.'

MAICO PHENINCKX
Creative consultant

 **MAKING WAVES EVENT SATELLIET INSPIRIUM SHOWROOM BREDA**





TOOLS FOR ARCHITECTS

EXPERIENCE, SHARE & CREATE

AT SATELLIET, WE EQUIP ARCHITECTS AND DESIGNERS WITH TOOLS THAT STRENGTHEN THE CREATIVE PROCESS – FROM OUR 3D LIBRARY AND INSPIRING TREND AND KNOWLEDGE SESSIONS TO EVENTS WHERE IDEAS TRULY COME ALIVE.

One highlight is Making Waves, a boutique-style catwalk event where more than 100 guests immersed themselves in interior couture, keynote sessions from designers and artists, and a spectacular showcase of new designs.

One of the most beloved tools is the Creative Box. “This box is your secret design weapon,” says Creative Consultant Maico Pheninckx. “A strong interior always starts with material: what you see, what you feel, and what you dare to combine. This carefully curated toolbox gives you direct access to our latest fabric and finishes collection.” A tactile, physical experience supported by a digital backbone – modular, organised and always up to date.

Working with the Creative Box feels like designing 2.0. You sense the texture of each fabric, smell the timber, flip through themes like Rays of Sunshine, Source of Life and Touch of Tenderness. Samples slide effortlessly from their cards and fit straight onto your mood board. Integrated QR codes take you to our colour-correct digital library in a single scan. This edition includes physical samples of oak, beech and aluminium, all linked to our renewed online environment. Crafted for designers who like to think beyond the obvious, for those who value materiality as much as form – and who need to shift quickly between intuition and functionality.





BE AN ORIGINAL.

SATELLIET
ORIGINALS



NATHALIE SCHELLEKENS | FRANS SCHROFER | JAN DIJKSTRA | ERIK REMMERS

SATELLIET ORIGINALS IS A EUROPEAN HOSPITALITY FURNITURE COLLECTION DEFINED BY CHARACTER AND A DISTINCTIVE SIGNATURE. EVERY DESIGN WITHIN THE ORIGINALS PORTFOLIO IS BOLD – EMBRACING ATTITUDE, DIVERSITY AND INDIVIDUALITY.

The eclectic collection is created by a varied group of national and international designers, including Frans Schrofer, Jan Dijkstra and Erik Remmers.

The newest addition to the collective is Nathalie Schellekens of Ontwerpstudio ONS, the creative mind behind the Ami outdoor chair. “Good design is considered, timeless and crafted with quality,” she says. “I want people to feel joy in my pieces, to treasure them. Collaboration is crucial – with manufacturers, architects

and contractors. It gives me the freedom to bring products and spaces to life simultaneously. The challenge and satisfaction lie in experimentation.”

Beyond individual craftsmanship, it’s the designer’s eye, hand and heart that make the difference. Satelliet Originals is about character, emotion and a distinct touch of hospitality. The brand’s ethos is clear: Be an original.

■ [SATELLIETORIGINALS.NET](https://satellietoriginals.net)

OUR SERVICE:

- Advice
- MOT service
- Winter storage
- Trade-in service
- Furniture lease
and more

Scan the
QR-code
for more
information.



 DEEP SEA LOUNGE SATELLIET SHOWROOM BREDA

FULL SERVICE FURNITURE AS A SERVICE

SUSTAINABLE AND FLEXIBLE



**“ OUR 3D-LASER
MEASUREMENTS MAKE ALMOST
ANYTHING POSSIBLE IN TERMS
OF FORM AND FINISH ”**

MARCEL GERRITS
Service advisor

CHOOSING SATELLIET FURNITURE IS JUST THE BEGINNING OF OUR FULL-SERVICE JOURNEY TOGETHER. WE CARE FOR YOUR INTERIOR FROM THE MOMENT OF PURCHASE THROUGH TO THE END OF ITS LIFECYCLE, ENSURING YOU NEVER HAVE TO WORRY ABOUT A THING.

In the new Deep Sea Lounge, service advisor Marcel Gerrits is adding the final touches to a tailor-made bench. “Our 3D-laser measurements make almost anything possible in terms of form and finish,” he explains. “It’s always special to see an empty space come alive as our bespoke pieces are installed. Everything aligns – the lines, the materials, the ambience. That moment when it all comes together, exactly as intended, is incredibly rewarding. For the client, and for us.”

Our specialist services keep your furniture in prime condition and ensure it enjoys a meaningful second life. Our flexible leasing solution includes full maintenance throughout the contract, with all items returned afterwards. You simply select a fresh interior, while we integrate the used pieces into our curated pre-owned collection.

We also support long-term care with maintenance advice, spare parts and our Furniture MOT, extending product lifespan significantly. For outdoor furniture, we provide winter storage and thorough seasonal checks to ensure your terrace is always ready for the next chapter. Through Euroseat’s buy-back service – which includes compensation and full logistics – furniture is given a carefully restored second life with other hospitality entrepreneurs.

These are intelligent, sustainable solutions that reduce costs and lighten your ecological footprint. At Satelliet, every piece of furniture gets a second chance – refurbished or reborn as new material. Sustainability and flexibility, brought together under our Mission Hospitality.

INSPIRATION

HERE TOGETHER

**DISCOVER A WORLD WHERE
IDEAS COME TO LIFE**

**IN OUR SATELLIET AND INSPIRIUM
SHOWROOMS IN AMSTERDAM, BREDA
AND DALFSEN, HOSPITALITY AND
EXPERIENCE MERGE IN WARM, CAREFULLY
ORCHESTRATED SURROUNDINGS.**

That atmosphere extends across borders: in our showrooms in Antwerp, Oslo, Luxembourg, Glasgow and Surrey, you'll discover exactly what we mean by Creating places to remember.

Explore our full hospitality furniture collection, meet our partners and discover the disciplines within our collective. From first sketch to final detail, you're fully supported. Our studios – rich in materials and samples – form creative workshops where you can refine your concepts with expert guidance and the right tools at hand. Touch, explore and find the perfect combination, with our specialists thinking alongside you in every stage of your design process.

To support your hospitality vision, we share insights through events, workshops and trend sessions. Beyond our online channels, inspiration and professional expertise can also be found in our brochures and our biannual magazine PROEF! Hospitality – a valuable resource for anyone shaping the future of hospitality.



INSPIRIUM PODCAST



SATELLIET SHOWROOM AMSTERDAM



INSPIRIUM EVENTS



SATELLIET SHOWROOM DALFSEN



SATELLIET SHOWROOM BREDA



SATELLIET OPEN DAYS





JASPER KONIJNENBERG (LU)



MAXIMILIAN WALTER (DE)



VIKTOR LINDBÄCK (SE)



BOUKE JONGSMA (EXPORT MANAGER)

INTERNATIONAL PUSHING BOUNDARIES



LINN HOLMVIK & KAROLINE LUND HAGEN (NO)

THIJS VELTHUIZEN (BE)

BRUNO STOLZENBACH (CH)

GROWTH AND COLLABORATION LIE AT THE HEART OF OUR ORGANISATION, BECAUSE “CREATING PLACES TO REMEMBER” IS ALSO SOMETHING WE LOVE TO DO BEYOND OUR HOME MARKET. WITH STRONG PARTNERSHIPS ACROSS THE UK, BELGIUM, LUXEMBOURG, GERMANY, ESTONIA, FINLAND, SWITZERLAND, SWEDEN AND NORWAY, OUR EUROPEAN PRESENCE CONTINUES TO EXPAND.

“To realise these ambitions, we rely on strong local visibility and collaboration, paired with an international collection and unique tailor made options,” explains Export Manager Bouke Jongsma. “Across Northern Europe we operate from showrooms where our teams welcome dealers, architects and partners. We also participate in key international trade fairs – including Horeca Expo Ghent, Igeho Basel, Internorga Hamburg and Salone del Mobile Milan – to introduce new audiences to our mission and vision of hospitality. The challenge lies

in stimulating the senses in the right way for each market. Cultural nuances shape how people perceive and engage with design. Together with our international partners, we push the boundaries of hospitality and deliver memorable projects that bring people together.”

**TAILOR
MADE**


STYLE
CONFIGURATE
CO-CREATE

you
decide
how far
you go

TAILOR MADE

YOU RECOGNISE A GREAT INTERIOR BY ITS DETAILS. SOMETIMES IT'S A SUBTLE SHIFT IN COLOUR, OTHER TIMES A DESIGN SO BOLD IT EXISTS NOWHERE ELSE. THAT'S WHY TAILOR-MADE WORKS ON THREE CREATIVE LEVELS: FROM REFINING WHAT'S ALREADY THERE TO CRAFTING SOMETHING ENTIRELY NEW. FLEXIBLE, INSPIRING, AND ALWAYS IN TUNE WITH YOUR CONCEPT. YOU SET THE BOUNDARIES — OR DECIDE TO BREAK THEM.

you
decide
how far
you go



Scan the QR-code
for more information.

STYLE

EXPLORE HOW TO STYLE YOUR SEATING AND
TABLES ON PAGE 63 AND 147.

Start with what fits your identity. With Styling, you take existing Satelliet pieces and give them your signature twist — a favourite pattern, a fresh colour, a finish that feels just right. Picture a fabric from the Satelliet collection, a surprising mix of tabletop and base, or a chair frame in a custom RAL shade that amplifies your atmosphere. One clever step, and your interior gains a look that's unmistakably yours.






CONFIGURE

DISCOVER HOW TO CREATE YOUR ONE-OF-A-KIND BENCH ON PAGE 137.

Want to elevate things even further? With Configuring, you add depth and character by tweaking or enhancing specific elements. Think: a bespoke bench wrapped in a copper trim, an unconventional silhouette, or a detail that whispers your story. You dream it — we shape it. Always beautiful, always technically sound.



GET INSPIRED AND SEE HOW WE BRING YOUR OWN PRINTED FABRIC AND PRODUCT TO LIFE ON PAGE 23 AND 25.




For visionaries who dare to go beyond the expected. Through Co-Creation, we design together with you - from concept sketch to final masterpiece. Your idea is our starting point; we translate it into materials, form and comfort, crafted entirely to measure. The result: a future-proof piece of furniture, tailored to your concept and exclusive to your space alone.



CO-CREATE

**“ WITH A CUSTOM
PATTERN, YOU ADD A
UNIQUE LAYER TO A
VENUE’S STORY ”**

LENNART DEDDENS
co-owner Wijck Groningen

 **WIJCK GRONINGEN**
 **STYLE26**
 **PAUL JESPER**

PRINT FABRICS

YOU WANT YOUR OWN CONCEPT TO RUN THROUGH EVERY DETAIL. A DISTINCTIVE INTERIOR NOT ONLY GIVES SPACE ITS SIGNATURE; IT LIFTS THE ENTIRE EXPERIENCE.

At Wijck, a versatile restaurant in Groningen, that philosophy comes vividly to life. Here, we co-created a bespoke print that quite literally carries the atmosphere of the interior. The motif flows through the carpet and continues seamlessly into the upholstered furniture. Within the Style26-designed concept, this tailor-made print becomes a bold, unifying statement.

‘With a custom pattern, you add a unique layer to a venue’s story,’ says Lennart Deddens, co-owner of The Boilermaker Group, the organisation behind Wijck. ‘It makes an interior personal, recognisable and entirely your own.’

It ties in perfectly with Satelliet’s tailor-made values: style – configure – co-create. Because with a print fabric designed just for you, chairs, sofas, pouffes – even walls and lighting – can embody precisely the look and feel that fits your identity. And complicated? Not at all. Collaborate with a designer, sketch a pattern yourself, or work from an existing image library: your design, your concept, refined right down to the smallest detail.



PHASE 1



PHASE 2



PHASE 3

you
decide
how far
you go



Scan the QR-code
for more information.

CO-CREATION

WHEN DESIGNING ‘PLACES TO REMEMBER,’ WE LOVE TO GO THE EXTRA MILE. THIS INCLUDES CO-CREATING A UNIQUE PIECE OF FURNITURE – TAILOR-MADE FOR YOUR CONCEPT. AN ITEM THAT TELLS YOUR PERSONAL STORY.

With our years of experience, creative flair, and direct collaboration with furniture manufacturers, we bring bespoke designs to life, from sketch to final product. Your vision becomes reality in a commercially strong and high-quality design that not only exceeds expectations but also sets your hospitality concept apart. Together, we create something special – that is the power of co-creation.

‘FROM THE 3D DESIGN WE MOVE TO A PROTOTYPE, WHICH WE THEN REFINE ON SITE - ADJUSTING EVERY DETAIL UNTIL THE LOOK PERFECTLY MATCHES THE VISION WE HAD IN MIND.’

MAURITS LEEFLANG - HORECA SFEERMAKERS

BESPOKE COLLECTION EMBODYING YOUR CONCEPT

‘Make it stand out.’ That’s the statement behind Horeca Sfeermakers, founded by Maurits Leeftang and Nina van Rietschoten. To ensure that every interior and piece of furniture fully reflects their motto, the trio co-create bespoke designs for their clients. Take the Manoa chair, for example - designed for Van der Valk Hotel Spier in Dwingeloo.

‘An elegant chair with a hint of classic charm,’ says Tessa Jansen, interior designer Horeca Sfeermakers. ‘It’s perfect for the current pop-up restaurant Kleine Spier, and offers a glimpse of the atmosphere we’re creating for the new hotel that’s soon to be built.’

‘For every concept we design, we’re searching for a distinct character,’ adds Maurits. ‘Sharing a vision and developing a piece that reinforces the story we want to tell gives each project its own identity. In that process, Satelliet is a valued partner - ensuring the design remains practical, durable and comfortable.’



FROM IDEA TO REALIZATION

PHASE 1

Share your wish, design, or mood board with us.

PHASE 2

Satelliet visualises the idea; you can tweak and fine-tune it.

PHASE 3

Is the prototype approved? Then your unique item will be produced.




VAN DER VALK HOTEL SPIER-DWINGELOO



HORECA SFEERMAKERS



STUDIO SOON



'MANOA IS RICH AND FULL-BODIED, YET FEELS LIGHT AND SPATIAL THANKS TO THE USE OF WEBBING. WITH THIS MODEL, WE'VE ADDED A UNIQUE EDGE AND PERSONALITY TO THE CONCEPT.'

TESSA JANSEN – HORECA SFEERMAKERS

you
decide
how far
you go



Scan the
QR-code
for more
information.

ARTISAN SPIRIT

CRAFTED WITH CHARACTER

The soul of craftsmanship comes alive in Artisan Spirit. Natural materials – wood, clay and leather – carry stories of skill and time. Earthy hues of rust, caramel and deep ochre bring warmth and honesty. This is design with a heartbeat: authentic, timeless and profoundly human. Every detail breathes character – pure, tactile, lived-in – much like the elegant Obi model.


Wendy Jorna

Interior Designer



NEW OBI SC






RED ALERT

DARE TO STAND OUT

Turn up the heat. Red Alert celebrates boldness and identity through fiery tones of crimson, burgundy and coral. Glossy finishes and velvet surfaces create a dynamic tension, brimming with energy. Emotion, power and expression rules here. A statement for those who dare to be seen – vividly translated into the expressive Crema model. Red Alert is anything but subtle, and that is precisely where its power lies.

Melanie Schalk

Interior Designer



NEW CREMA SC







FAIRY FOREST

ENCHANTED BY NATURE

A touch of mystique woven into design. Fairy Forest leads you to a place where light filters through leaves and the air hums with promise. Interiors are immersed in moss greens, warm woods and soft velvets. Organic shapes and gentle sheen evoke stillness and wonder. Fairy Forest is a poetic ode to nature and unhurried living – enchantingly embodied by the Ruma model. An invitation to breathe, to feel and to dream.

Wessel Stormy

Product Designer



NEW RUMA LAC

NEW HOTEL

REIMAGINE HOSPITALITY

A hotel atmosphere without the check-in. New Hotel embodies serene luxury: warm neutrals, timber accents and gentle lighting offer a moment of calm in the everyday. Deep blue and bronze lend a refined elegance to the pared-back palette. This is a story of balance – between structure and softness, between comfort and quiet class. Here, luxury isn't lavish but considered, expressed through detail and beautifully captured in the iconic Bolt model.

Lonneke van Ginkel

Interior Designer



NEW BOLT AC







HAPPY & HEALTHY

FEEL GOOD DESIGN

Optimism as a design principle: Happy & Healthy centres on balance, wellbeing and a generous dose of positivity – a mindset translated into form. Soft pastels and sunlit colours bring energy and playfulness, paired with comfort and nature. Designs that invite movement, laughter and fresh air. A lifestyle shaped by colour and lightness – captured in the cheerful Ami model, inspired by Café de Paris.

Noortje Nijss

Interior Designer



NEW (S) AMI SC



NATURAL NOMAD

ROOTED YET FREE

Natural Nomad radiates freedom, simplicity and a deep connection to nature. Rattan, rope and weathered wood create a worldly sense of calm rich in tactility. Sand and clay tones blend into an aesthetic of relaxation and equilibrium. Textures are raw yet refined; the palette is earthy, warm and open. A serene journey from indoors to out – shaped by the natural grace of the Levi model.

Chris Montijn

Product Designer



NEW LEVI LAC

MARKET SEGMENTS

HOSPITALITY PLAYS AN INCREASINGLY IMPORTANT ROLE ACROSS MORE AND MORE INDUSTRIES AND MARKETS. THE SPACE FOR MEETING AND CONNECTING, IN AN ATMOSPHERE THAT GOES BEYOND PURE FUNCTIONALITY, IS CONTINUALLY EXPANDING.

We are experts in hospitality within hotels, restaurants, cafés, retail, leisure, offices, education, maritime, and care & cure. With this catalogue, we aim to inspire you. In this overview, you will not only find our products, but also discover leading projects that are the result of successful collaborations.



📍 JETSTONE DEURNE
✍️ 📷 DID INTERIEURMAKERS

OFFICE

A well-designed meeting space promotes creativity and **collaboration**.



📍 GEWOONGERS VLAARDINGEN
✍️ HORECA SFEERMAKERS

RETAIL

A seating area in-store increases **customer satisfaction** and encourages additional purchases.



📍 ISK WALCHEREN MIDDELBURG ✍️ INSIDE OPTIONS 📷 TITIA HAHNE

EDUCATION

An **inspiring, well-furnished** environment contributes to growth and development. In hybrid zones, studying and socialising go hand in hand – with the interior serving as the connecting and facilitating factor.

MARITIME

In restaurants on river cruise ships, chairs with **low backrests** are often chosen, keeping both the horizon and the interior open.



📍 MS VIVA ENJOY ✍️ SCYLLA



CAFÉ & RESTAURANT

A restaurant chair is used on average **110 times per day**, making durable joints and hard-wearing fabrics essential.

📍 **GIORGIO ROSA DEN HAAG**
✍️ **DE HORECA FABRIEK**



📍 **HOTEL DE ZEEVAARTSCHOOL VLISSINGEN**
✍️ **STUDIO HANS KUIJTEN**

HOTEL

A **flexible layout** ensures the same space is suitable for breakfast, co-working, and events.



📍 **LA COCOTTE VLAARDINGEN**



📍 **BLISS KIDSCAFÉ HOOFFDORP**
✍️ **HORECA SFEERMAKERS**

TERRACE

Aluminium terrace chairs are **surprisingly light**: on average only 3–4 kg, ideal for daily stacking and moving.

LEISURE

The hospitality sector increasingly programmes **events, workshops, and entertainment**.

CARE & CURE

In care settings, hospitality furniture is actively used to enhance the **wellbeing, comfort, and sense of hospitality** for clients, staff, and visitors.



📍 **WELTHUIS | DE STATE HILLEGEERSBERG ROTTERDAM**
✍️ **LENSEN PROJECTINRICHTERS**



Get inspired
by Cullen House.



EDUCATION

URBAN LIVING IN GLASGOW

In the heart of Glasgow, on Bath Street, you'll find Cullen House - a modern, energetic student residence and community hub that offers far more than just a place to sleep. Here, residents settle into stylish ensuite or studio units, each with a private bathroom and either a personal or shared kitchen.

At the core of Cullen House lies a series of communal spaces designed for study, downtime and connection: from lounge areas to a well-equipped gym, a games room, a cinema space, and a rolling calendar of community events. Adding to its appeal is the considered interior scheme. Furniture lines such as Biscuit, Waldorf, Lux and Cotton create a varied landscape of seating -perfect for unwinding, diving into coursework or simply catching up with friends.

Blending comfort with practicality - think comfortable bed, dedicated desk, wardrobe, shelving and high-speed Wi-Fi - Cullen House places students right in the rhythm of the city. Its central location means cafés, shops, public transport links and university campuses are all just a short stroll away. This isn't merely a place to live; it's where you grow, learn and become part of a thriving urban community.



CULLEN HOUSE, GLASGOW - UNITED KINGDOM




MANALO & WHITE ARCHITECTS



RENZO MAZZOLINI



Get inspired
by The Ostendian.





HOTEL SOUL OSTENDAISE

In Oostende's lively Sky District, The Ostendian shines as a characterful four-star hotel that mirrors the city's very spirit. Raw yet elegant, creative, maritime and brimming with joie de vivre. Its interior channels that unmistakable Ostend soul – colourful, a touch mischievous, yet always impeccably stylish. From the Cosy Rooms to the Herr Seele Art Suite, every space tells its own story, infused with the energy of local icons, artists and the city's more eccentric personalities.

Developed by The Brand Guys and brought to life by designer Bart Balcaen, the concept captures the mood of the '70s and '80s with a contemporary retro-glam twist. Bespoke furniture, art installations and unexpected details transform The Ostendian into a living gallery where the city's essence is made tangible. The Ballroom and The Bar form its beating heart: a meeting place for locals, travellers and creative minds alike.

**“ THE OSTENDIAN
IS A HOTEL GUESTS
TRULY REMEMBER. IT
LIVES AND BREATHES
OOSTENDE, A WORLD
UNTO ITSELF.”**

DRIES HENAU – THE BRAND GUYS



THE OSTENDIAN OOSTENDE, BELGIUM



THE BRAND GUYS & BLCN DESIGN



BURO BONITO



Get inspired
by Bacán.





RESTAURANT LATIN ASIAN FUSION

High above the lively Dragarbrunnstorg in Uppsala, Bacán shimmers into view - a restaurant and rooftop bar where Latin American warmth meets Asian finesse. From the top floors of the brand-new Filmstaden complex, a cosmopolitan energy unfolds, framed by sweeping views across the city's historic skyline. "We wanted to create a warm, international atmosphere where guests can drift away for a moment," says founder Erik Reveco.

The kitchen delivers an adventurous fusion, with dishes like Hell of a Beetroot, Cev-ish and Dynamite Shrimps - playful, punchy and full of flavour. Studio Monty and Resize Design have shaped an interior that feels worldly yet grounded, defined by earthy tones, luxurious materials and exceptionally comfortable custom-made furnishings that elevate the rooftop experience.

Beneath a refined pergola canopy, Bacán comes alive as night falls: DJs, cocktails and a spirited crowd dancing until sunrise. With its skyline vistas, global character and forward-thinking cuisine, Bacán stands as a culinary destination in the very heart of Uppsala.



BACÁN – RESTAURANT & ROOFTOP UPPSALA, SWEDEN



RESIZE DESIGN, STUDIO MONTY





OFFICE

MEETINGS BECOME EXPERIENCES

Located in the heart of Bjørvika - Oslo's contemporary waterfront district and just a stone's throw from Central Station - SIXA Conference sets a new benchmark for meetings, events and modern hospitality in the city. Its ultra-modern conference suites and a rooftop terrace with sweeping fjord views establish SIXA as a true focal point for business and culture alike.

At its centrepiece lies Seven, a restaurant that blends Mediterranean and Asian influences, paired with a wine list designed to take guests 'across the seven seas'. Named five times Conference Venue of the Year, SIXA is defined by its exacting standards: elegant rooms, state-of-the-art technology and a rooftop that elevates every gathering.

With high-end interiors, strong culinary collaborators and a terrace that quite literally places Oslo at your feet, SIXA offers a premium setting for meeting, celebrating and creating. Flanked by cultural heavyweights - the opera house, the museum and the city library - it's an ideal address for work, inspiration and standout events.



SIXA CONFERENCE, OSLO ATRIUM - NORWAY



METROPOLIS ARKITEKTUR & DESIGN



DAG SANDVEN



Get inspired
by Los Tacos.

RESTAURANT

STREET FOOD EXPERIENCE



Los Tacos began in 2015 in Bergen as the bold vision of founder Brian Kovary, who set out to bring the vibrant taco culture of his native San Diego to Norway. What started as a single outpost has since grown into a thriving chain spanning multiple locations and food trucks across the country. The formula? Authentic Mexican-American street food served in a fast, welcoming and socially driven setting.

The restaurants strike an easygoing, urban note: colourful, informal and geared towards sharing. Playful details, comfortable seating and an open, free-flowing layout all help foster that laid-back vibe, creating the sort of place where you're happy to linger. Guests order via kiosks or at the counter, pick their preferred salsa, upgrade their meal and dive into bowls, burritos and tacos with friends.

The menu blends Californian taco culture with Scandinavian efficiency: think fiery burritos, crispy nachos and signatures like the Crunchy Fish Burrito. Through food trucks and catering, Los Tacos pops up everywhere from festivals to private celebrations — always with the same mission: eat, drink, socialise.



LOS TACOS AKER BRYGGE, OSLO - NORWAY



TERRACE

RELAXED COASTAL VIBE



Set along the longest urban beach in the Netherlands, beach pavilion Reuring is a warm, welcoming spot with sweeping views across the city. From day one it's been buzzing: a terrace filled with sunseekers, diners settling in indoors and celebrations unfolding in the event space. Designed by Heineken Interieur Design, the interior takes cues from the historic timber dike warehouses, instantly grounding you in a true beachside mood. Oversized woven lamps, wooden accents, sparkling glass fixtures and a sturdy bar create a relaxed yet contemporary coastal atmosphere.

Inside, Reuring accommodates 120 covers; outside, a generous 170. The expansive, multi-level terrace overlooks both the Markermeer and the old town. A thoughtful mix of natural materials and warm tones brings a sense of balance, comfort and understated luxury. Reuring is the product of five entrepreneurs with a shared ambition: to create a place where everyone feels seen.



REURING HOORN, THE NETHERLANDS



ELLEN WOLSE, HEINEKEN INTERIOR DESIGN



FRED SONNEGA



Get inspired
by Reuring.

TERRACE

URBAN COMMUNITY

The Social Hub Amsterdam City is a vibrant crossroads where hotel guests, students, entrepreneurs and creatives meet daily. Its hybrid blend of hotel rooms, student housing, coworking spaces and event venues creates a lively foundation for anyone looking to learn, work, connect and grow in the heart of Amsterdam.

One of its standout features? The welcoming terrace that acts as a social hotspot. Outfitted with comfortable Terra sofas and the sleek Prague and Cannes chairs, it forms a sun-kissed extension of the community within. It's a place where a quick coffee chat effortlessly turns into late-afternoon drinks, where guests settle in to study or network, and where locals drop by for a bite or a beverage in an easy-going, urban atmosphere.

Inside, the work café, bar and playful lounge zones draw people together for workshops and events. What began as The Student Hotel has evolved into an open hub for all – a place rooted in genuine connection and positive impact. As a proud B Corp™, The Social Hub operates on the belief that hospitality can be a force for good. Here, you're not only investing in yourself, but in the future too.



Get inspired
by The Social Hub.



THE SOCIAL HUB AMSTERDAM CITY, THE NETHERLANDS



FRED SONNEGA





INTERNATIONAL

SIGNATURE PROJECTS

CREATING MEMORABLE DESTINATIONS ABROAD

Our international ambitions are steadily taking shape. Across Europe we are involved in hospitality and workplace projects where experience is the beating heart – places where people naturally come together and where interiors make hospitality tangible.

Recent collaborations include a rooftop restaurant in the centre of Uppsala, Sweden; a club-style dining venue in Cologne, Germany; and bespoke pieces for an elegant fine-dining concept in Switzerland. In the Belgian coastal city of Ostend, The Ostendian hotel gained a worldly edge through our international collection, carefully attuned to its distinctly local character. These projects reflect what can be achieved through true partnership.

Everything begins with dialogue: conversations in which ideas are exchanged, shaped and refined. We listen. We sketch, shift and explore together until the pieces fall into place. Whether in our showrooms or on site – always over a good cup of coffee – we take the time to understand the nuances. Every market has its own tastes, habits and expectations. By embracing those differences, we learn daily and craft spaces that resonate, wherever they appear on the map. Because whether it's in Luxembourg, the UK or Norway, the feeling of hospitality is universal.

And so, together with partners, architects, dealers and entrepreneurs, we create places to remember.

GERMANY



📍 **THE DUTCH** COLOGNE
✍️ STUDIO ERIK REMMERS
📷 SASCHA PERRONE



📍 **VARATHANS ROOFTOP-BAR & RESTAURANT** SURSEE
✍️ BECK KONZEPT
📷 JERONIMO VILAPLANA



📍 **THE OSTENDIAN** OOSTENDE
✍️ THE BRAND GUYS & BLCN DESIGN
📷 BURO BONITO



SWEDEN

📍 BACÁN - RESTAURANT & ROOFTOP UPPSALA
✍️ RESIZE DESIGN, STUDIO MONTY



SWITZERLAND



BELGIUM



LUXEMBOURG

📍 BRASSERIE LA LORRAINE LUXEMBOURG
✍️ KROEZE INTERIEUR
📷 FRED SONNEGA



NORWAY

📍 LOS TACOS AKER BRYGGE OSLO



SUSTAINABILITY

NEW VALUE FOR USED MATERIALS

SUM – STILL USABLE MATERIALS – IS ONE OF THE INITIATIVES WITHIN OUR MISSION HOSPITALITY PROGRAMME, WHERE INNOVATIVE TECHNIQUES ARE USED TO CREATE FURNITURE FROM DEPRECIATED AND REPURPOSED MATERIALS.

In doing so, we give these materials new value and develop a sustainable collection. To ensure the quality of our SUM products, we collaborate with specialised companies and exclusively use premium recycled materials.



Scan the QR code for more information about Still Usable Materials.



still usable materials

SPARKY

With Sparky, you take an innovative step towards a more sustainable future. This ergonomic model - designed by Frans Schrofer for Satelliet Originals - boasts a bold, distinctive design that remains perfectly balanced from every angle. It's not just a straightforward graphic translation but a sculptural expression of vision.

■ More items on page 98, 110



SPARKY SC



SPARKY HS



SPARKY AC



SERPENT AC

SERPENT | MANADO

The stylish, contemporary Serpent – designed by Studio Schrofer – and Manado – crafted by Studio Satelliet – are standout pieces in the Originals collection and form part of the SUM selection. Their striking, organic lines lend these models a mysterious allure. The combined use of recycled aluminium, rattan, and cane makes Serpent and Manado sustainable choices.

■ More items on page 75, 112



SERPENT AC



MANADO SC





CURRENT AC

CURRENT

The Current – a reference to the flow of the sea – is the first product family within Satelliet made entirely from recycled materials. The frames of the different designs in the series, which vary in backrest heights and patterns, are crafted from recycled aluminium. The woven back is made from recycled plastic. A sustainable, optical illusion that is also highly comfortable.

■ More items on page 75



CURRENT SC



CURRENT LAC



MAGNUS

With this table, crafted from circular terrazzo and a solid oak tabletop, Studio Satelliet presents a statement piece for your interior. Whether hosting a meeting, dining, or delivering a presentation, the Magnus table guarantees a memorable experience and success. The trendy, robust mammoth legs, made from a blend of cement and recycled glass, give the table its distinctive character.



■ See page 156



MAGNUS T





CODE AC



CODE SC



CODE HS



CODE

The frame of the vibrant Code chair is made from recycled aluminium, while the seat and backrest are crafted from post-consumer waste. How? Recycled aluminium is used to extrude tubes, forming the frame. The seat and backrest are made from recycled plastic, which is coloursorted and remelted, creating the signature base colour with cheerful speckles. Now it is also available in a trendy ivory shade.

■ More items on page 99

REVERSO

Our ongoing search for sustainable materials has led to Reverso. An innovative material suitable for tabletops, available in two finishes: Citrino and Coloretti. These are terrazzo with a twist, made from plastic sourced from Dutch refrigerators. The surfaces are highly stain-resistant – after all, it's plastic – and can be customised in any size and shape.

■ See page 160



REVERSO



MORE SUM MATERIALS

Discover more about our sustainable collection:

- TIPI p. 157, 180
- PLUS p. 159, 184
- SPECKLE BOARD p. 160
- ECOPLEX DESKTOP p. 160
- STRATOS p. 179

CHIA

A CHAIR IS NEVER JUST A PIECE OF FURNITURE; IT'S A WELCOMING STATEMENT THAT REFLECTS WHO YOU ARE AND OFFERS GUESTS A COMFORTABLE PLACE WHERE THEY'LL LOVE TO GATHER. EVERY PROJECT CALLS FOR A DIFFERENT CHAIR.

All-time favourite - a Jesse Visser design guarantees timeless chic and finesse. Nia – made of rattan – is a refined piece of pure craftsmanship. Its upholstered seat adds comfort, while the Clay finish provides atmosphere and timeless appeal. The use of natural materials makes this favourite sustainable and beloved.



NIA AC

VIRGIL



**TAILOR
MADE**

STYLE
CONFIGURATE
CO-CREATE

you
decide
how far
you go

STYLE YOUR CHAIR OR STOOL

**OUR HOSPITALITY FURNITURE
COLLECTION IS SHAPED BY
INTERPRETING CONTEMPORARY
INTERIOR TRENDS, LISTENING CLOSELY
TO THE MARKET AND COLLABORATING
WITH TALENTED PRODUCT DESIGNERS.**

The result is a line of high-quality pieces suited to a wide range of hospitality environments. Because every project is unique and your vision should be reflected in the furniture, we're always keen to start a conversation. Guided by our tailor-made promise, each model can be fully adapted to your concept. That means a generous offering and maximum flexibility in design, execution, materials and colour. The options are limitless.

**“ BY STYLING YOUR PRODUCT
ENTIRELY TO YOUR WISHES, YOU
CAN CHOOSE THE MODEL, FINISH,
MATERIAL AND COLOUR YOURSELF.”**

you
decide
how far
you go



Scan the QR-code
for more information.

UPHOLSTERY

From soft pastels to bold primaries—the colour spectrum is wide open.



ARMRESTS

Open and airy without, or practical and comfortable with armrests.

Oak



Walnut



Bakelite




MATERIALS

A wealth of choices in fabrics, timber, and (recycled) aluminium or plastics.



FAMILY

Choose a high bar version, a low model, or something perfectly in between.



DESIGNER

STUDIO SATELLIET

The creative design team - Chris Montijn-Spiering, Wessel Storms and Gijs van Essen - forms a strong trio united by experience, ambition and a deep passion for interior and product design.

Their shared values: learning by doing, mutual respect, space for creativity and full involvement from concept to completion. They call this dynamic “design poetry”: the result of a natural, almost symbiotic way of working.



GERLIN

Gerlin is a true all-rounder. It fits effortlessly into any environment, bringing comfort and flair. Conical wooden legs paired with subtly curved seat and back elements form the foundation of this Studio Satelliet design.



GERLIN SC



GERLIN SC



GERLIN AC



ARMLEUNING WALNOOT, EIKEN, BAKELIET



GERLIN AC



GERLIN SC STCK



GERLIN SC STCK



GERLIN HS



GERLIN LAC





GERLIN MESH SC



GERLIN MESH SC



GERLIN PLYWOOD SC



GERLIN PLYWOOD SC



GERLIN MESH AC



GERLIN MESH AC



GERLIN PLYWOOD AC



GERLIN PLYWOOD AC



GERLIN MESH HS



GERLIN MESH HS



GERLIN PLYWOOD HS



GERLIN PLYWOOD HS



GERLIN B



GERLIN HB





FREDRIC SC



FREDRIC AC



DAHLIA SC



DAHLIA HS



BRIGHTON SC



BRIGHTON HS



EDO SC



EDO HS



ARVEL PLYWOOD SC



ARVEL SC



S-17 SC



S-17 STCK



JUNIOR

NEW



JUNIOR

NEW



S-17 TB | S-17 SC

NEW RILEY AC

CRAFTSMANSHIP & STYLE

Riley is the perfect all-rounder: stylish, versatile and remarkably practical. Its smart design keeps it elegant, while also allowing up to four chairs to be stacked. With its upholstered seat and back supported by a sturdy steel frame, comfort is guaranteed. Add a twist with a horizontal stitch across the back or opt for vertical quilting.



JODY SC



JODY SC



JODY HS



STUDENT SC



RILEY SC

NEW



RILEY AC

NEW



RILEY HS

NEW



RILEY AC STCK

NEW

NEW CREMA SC

TASTEFUL DESIGN

Elegant and compact, Crema stands out thanks to its tapered steel frame, with the rear legs seamlessly integrated into the backrest. The distinctively shaped back provides a refined finishing touch - the creamy foam atop your espresso.



CREMA SC

NEW



ORBIT SC

(S)



ORBIT AC

(S)



ORBIT HS

(S)



OLYN SC

(S)



OLYN SC

(S)



OLYN HS-WB

(S)



OLYN HS

(S)





TONIC SC

Ⓢ



TONIC AC

Ⓢ



TONIC HS

Ⓢ



TONIC HS

Ⓢ



TUBE SC

Ⓢ



TUBE AC

Ⓢ



TUBE WOOD AC

Ⓢ



TUBE HS

Ⓢ



LIM AC



LIM AC



ATLAS AC



ATLAS AC



BISCUIT SC

Ⓢ



BISCUIT LSC

Ⓢ



BISCUIT LS

Ⓢ



BISCUIT HS-WB

Ⓢ



ELIA SC



ELIA HS



LINATE AC



FILO SC



RADIO SC



RADIO HS



FIOLI AC



FIOLI WHEELS AC



RODAR SC



RODAR WOOD SC



FIOLI LAC



FIOLI HS



RODAR WHEELS SC



RODAR HS



RODAR 04 HS



RODAR 05 HS

© NIBOR SC

LUXURIOUS & ENRICHING

Comfort comes first with the charming Nibor. A visually striking chair from Studio Satelliet, light in spirit yet luxurious in presence. She enriches any hospitality setting and invites long conversations over coffee, relaxed after-dinner moments or endless cocktail sipping. Mix and match colours and fabrics to create a mood that perfectly suits your concept.



NIBOR SC



NIBOR HS

NEW



MINO SC



RODAR 06 HS



REUNITED SC



REUNITED SC



REUNITED HS



VIENNA LS



NEW (S) AIRE AC

AIRY ALLURE

Aire may be strikingly beautiful, but there's nothing aloof about her. She's warm, inviting and gentle in character. The airy spindles in her back add a touch of sophistication. Aire elevates your concept - the sky really is the limit.



AIRE AC

NEW (S)



AIRE AC

NEW (S)



COZITO SC

(S)



COZITO HS

(S)



LUCA SC

(S)



LUCA SC

(S)



LUCA AC

(S)



LUCA AC

(S)



LOVENA METAL SC



LOVENA OPEN METAL SC



LOVENA METAL AC



DARFORD METAL AC



ZEST SC



ZEST AC



ZEST HS-WA



ZEST HS



CIRCL AC



CIRCL HS



CIRCL 04 HS



CIRCL 04 HS



JEFFERSON AC



JEFFERSON SPIDER AC



CIRCL 05 HS



CIRCL 06 HS





TACO SC



TACO AC



TACO HS



TWIST LSC



550 SC



550 AC



550 HS



JONAS AC



MICHELLE INDOOR SC



MICHELLE AC



MICHELLE INDOOR AC



MICHELLE HS



TWINE AC



TWINE AC



TWINE AC



TWINE AC



TWINE LS



EVORA SC



EVORA AC



EVORA HS



CELESTE SC



CELESTE SC



CELESTE AC



CELESTE HS



MANADO SC



MANADO HS



SERPENT AC



SERPENT AC



CURRENT SC



CURRENT AC



CURRENT AC



CURRENT LAC



NEW (S) NIA AC

ALL TIME FAVOURITE

A design by Jesse Visser, Nia embodies timeless elegance and refinement. Crafted in rattan with an upholstered seat, she radiates luxury and comfort. The colour Clay adds instant atmosphere. Thanks to its natural materials, this all-time favourite is both sustainable and much loved.



NIA AC

NEW (S)



NIA AC

NEW (S)



CANU HS

(S)



CANU SOFT HS

(S)



OBI SC

NEW



CANU SC

(S)



CANU SC

(S)



CANU SOFT SC

(S)



16/C SC



16/C SC



16/C HS



16/C HS



LUZERN AC



LUZERN AC



LUZERN AC



LUZERN AC



LINZ CANE SC



LINZ CANE AC



LINZ SC



LINZ AC



LINZ CANE HS



LINZ HS



766 SC



766 SC





ARIK SC



ARIK AC



ARIK MS



ARIK HS



BOWIE SC



BOWIE SC



BOWIE AC



BOWIE AC



350 SC



351 HS



DAVOS SC



DAVOS SC



TYMO SC



TYMO SC



TYMO AC



TYMO HS



NEW  LIV SC

MID-CENTURY CLASS

Seemingly simple, Liv is crafted entirely from ash wood in the colour Clay - and it's that purity of form that makes her so compelling. The upholstered seat ensures comfort while allowing complete freedom in fabric choice. Liv brings energy and effortless charm to any interior.



LIV SC



LIV SC



YOSHI SC



YOSHI HS



FINN SC



FINN SC



FINN AC



FINN HS



NEW   MILA AC

BELOVED DESIGN

This distinctive wooden chair takes its name from its Slavic and Latin roots meaning “beloved” -and beloved she is. The friendly, rounded forms of this Originals armchair offer comfort and reassurance. With Mila in your interior, everything feels just right.



MILA AC

NEW  



MILA SC

NEW  



MILA SC

NEW  



MILA HS

NEW  



CHESTER SC



CHESTER SC



CHESTER HS



CHESTER HS





HAGAS SC



HAGAS SC



HAGAS HS



HAGAS HS



UMEA SC



UMEA SC



UMEA SC



UMEA HS



FLASH SC



CIRCL HS



FLASH AC



FLASH AC



RUSH SC



RUSH AC



FLASH HS-WB



FLASH HS



NEW DUB SC



DUB SC

NEW



WOODY SC

NEW



RAFF SC

NEW



RAFF SC

NEW



PADDY SC



PADDY SC



PADDY HS



PEBBLE LSC



PEBBLE SC



PEBBLE SC



PEBBLE HS-WB

NEW



PEBBLE HS





NEW   BOLT AC



CLASS & ÉLAN

A warm embrace wrapped in a touch of brutalist neo-classic design. Bolt exudes luxury and, thanks to its ingenious construction, appears to stand on three legs. Looks can be deceiving - but you can rely on Bolt to bring class and élan to any hospitality space.





BOLT AC  





BOLT AC  




BOLT SC  




BOLT SC  




NOVALIS AC 




NOVALIS AC 



MONARCH AC 



MONARCH AC 



BRAGA M954 SC



BRAGA M954 SC



BRAGA M954 AC



BRAGA M954 AC



CLEO M932 UU SC



CLEO M932 UU SC



CLEO M935 WUU LSC



CLEO M934 WUU HS



CHLOE M932 WUU CR SC



CHLOE M932 WUU CR SC



CHLOE M935 WUU CR LSC



CHLOE M934 WUU CR HS



CAMELIA M986 UW SC



CAMELIA M986 UU SC



CAMELIA M986 UW AC



CAMELIA M966 UU AC



NEW SWING AC

DANCE THE NIGHT AWAY

Graceful and free-flowing, Swing by designer Erik Remmers brings movement to any room. Its beautifully shaped back follows the contours of the body, delivering support and comfort. Even more so in the armchair version. Swing truly has rhythm - hospitality in motion.



RUMA AC

NEW



RUMA AC

NEW



RUMA LAC

NEW



VIGO AC



SWING AC

NEW



SWING SC

NEW



LORY AC



LORY AC



LOVENA SC

CHARMING & VERSATILE

French allure defines Lovena. Her je-ne-sais-quoi charm makes her instantly likeable. The back and seat can be upholstered separately in different fabrics, patterns or colours, giving Lovena endless appeal. The optional elegant handle on the back makes her even easier to manoeuvre.



LOVENA OPEN SC



LOVENA SC



LOVENA OPEN AC



LOVENA AC



LOVENA LOW BACK HS



LEATHER HANDLE
BLACK LEATHER
FEATURING BRASS
OR BLACK HARDWARE



LOVENA HIGH BACK HS



LOVENA LOW BACK METAL 01 HS



LOVENA HIGH BACK 04 HS



BISHOP AC



BISHOP HS



BISHOP 04 HS



BISHOP 06 HS



DARFORD OPEN AC



DARORD AC



DARFORD LOW HS



DARFORD LOW 05 HS



LOVENA BA



DARFORD 04 HS



DARFORD 06 HS



LOVENA LBA



LOVENA LAC



DARFORD LAC

NEW LYN AC

HOLD ME TIGHT

An instant showpiece. The solid beech frame - available in all our standard stains - adapts easily to your taste and fabric preferences. The curved, fully upholstered armrest wraps around the chair like a welcoming hug.



LYN AC

NEW



BLAZE AC

NEW



BLAZE AC

NEW



ROM HS



ROM OPEN SC



ROM SC



ROM OPEN AC



ROM AC





PRIM SC



PRIM SC



PRIM AC



PRIM HS



PRIM CONIC SC



PRIM SC



PRIM CONIC AC



PRIM CONIC HS



WALDORF 40 LS | 46 LS



WALDORF AC



WALDORF AC



WALDORF LAC



WALDORF HS



WALDORF 04 HS



WALDORF 05 HS



WALDORF 06 HS

NEW HUB AC

STATELY DESIGN

Rich, extravagant, solid yet refined
- Hub gives a playful nod to the gentlemen's clubs of yesteryear. Decorative studs add sparkle to an already opulent design, while the open back introduces a welcome lightness. Combined with the 05/06 bases, Hub guarantees elegance and sophistication.



HUB AC

NEW



HUB 04 AC

NEW



HUB 05 HS

NEW



HUB 06 HS

NEW



MOLISE SMALL AC



MOLISE AC



MOLISE METAL AC



MOLISE WHEELS AC

NEW



LUX SMALL SC

Ⓢ



LUX SC

Ⓢ



LUX AC

Ⓢ



LUX HS

Ⓢ



LUX LAC

Ⓢ



LUX LBA

Ⓢ



LUX 05 HS

NEW

Ⓢ



MOLISE HS



MOLISE 05 HS

NEW



MOLISE 06 HS

NEW



LUX 06 HS

NEW

Ⓢ



ARGAN AC



ARGAN LAC



FALLON AC



FALLON LAC

DESIGNER

FRANS SCHROFER

Studio Schrofer is known for its distinctive design language that communicates comfort and luxury, and has earned numerous international awards for innovation, engineering and sustainability. Its hands-on approach guarantees ergonomic comfort with strong visual impact.



GELATO

The signature rounded, scooped forms of the Gelato series bring a sense of playfulness reminiscent of an Italian gelateria - exactly as Frans Schrofer intended. The series now comes with wooden legs for a fresh new “flavour”.



GELATO WOOD SC



GELATO WOOD AC



GELATO 113 AC



GELATO WOOD HS



PARMA SC



PARMA AC



PARMA AC



PARMA HS



SALVO AC



SALVO AC



SALVO LAC



SALVO HS



PADOVA SC



PADOVA SC



PADOVA AC



PADOVA HS



MODENA SC



MODENA SC



MODENA AC



MODENA HS



ANCONA SC



ANCONA SC



ANCONA LSC



ANCONA HS



DA VINCI 01-100 SC



DA VINCI 01-100 SC



DA VINCI 01-121 SC



DA VINCI 07-101 HS



DA VINCI 02-100 AC



DA VINCI 04-100 AC



DA VINCI 04-102 AC



DA VINCI 07-108 HS



KESY 01-100 SC



KESY 04-100 AC



KESY 04-102 AC



KESY 07-101 HS



DA VINCI 05-100 LOW LAC



BLISS 09-100 B



BLISS 05-100 HIGH LAC

BLISS 01-100 SC

PURE PLEASURE

A blessing for your concept - that's Bliss. Soft curves and a powerful presence make this model irresistibly attractive. Colour it in any stain to match your chosen fabric. Taking a seat in Bliss is a genuine delight for your guests; they'll thank you for it.



BLISS 01-100 SC



BLISS 02-100 AC



BLISS 04-107 AC



BLISS 05-100 LOW LAC



MAGDA 00-100 SC



MAGDA 04-100 AC



MAGDA 04-110 AC



MAGDA 05-100 LOW LAC



LOVENA WHEELS SC



LOVENA OPEN WHEELS AC



DARFORD WHEELS AC



RODAR WHEELS SC



DA VINCI 01-103 SC



DA VINCI 04-106 AC



KESY 01-106 SC



KESY 04-106 AC



MAGDA 04-106 AC



MAGDA 04-103 AC



MOLISE WHEELS AC

NEW



MANU 04-103 AC



FIOLI WHEELS AC

Ⓢ



BLISS 01-106 SC



BLISS 04-103 AC



GELATO 106 AC

Ⓢ



PAPAS 1-01 SC



PAPAS 2-01 SC



PAPAS 2-02 AC



PAPAS 2-07 HS



ATLAS AC



EVERETT AC



PAPAS 05 LSC



PAPAS 05 XL LSC

© GELATO 102 AC



GELATO 102 SC



©

JEFFERSON SPIN AC



GELATO 106 SC



©

MONZA SC

SPARKY AC

AN INNOVATIVE STEP FORWARD

Sustainability is at the heart of what we do. The shell of Sparky - designed by Frans Schrofer - is pressed from recycled PET felt without any adhesives. The frame follows the fluid contours of the seat. This armchair doesn't come alone: meet the armless version and matching stool. A sparkling new family is born.



SPARKY SC



SPARKY SC



SPARKY SC



SPARKY HS



SPARKY AC



SPARKY AC



SPARKY AC



SPARKY HS





CODE SC



CODE SC



CODE SC



CODE SC



CODE AC



CODE AC



CODE AC



CODE AC



CODE HS



CODE HS



CODE HS



CODE HS



 **CODE AC**



NEW OTIS SC

A PRACTICAL DESIGN

Sleek, practical and durable - Otis is a versatile chair with a sturdy metal frame and a seat and backrest made from recycled plastic. Available in black-grey and sand, it's ideal for conference spaces. Lightweight and easily stackable, Otis is simple to move and store.



FERRIS SC



FERRIS AC



ALLEGRO SC



ALLEGRO TROLLEY



OTIS SC

NEW



OTIS SC

NEW

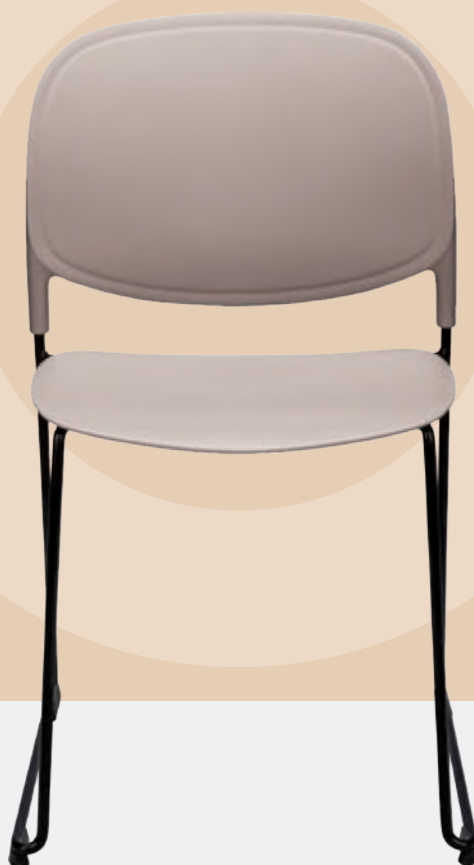


OTIS TROLLEY

NEW



KJELT AC





NUTA SC



NUTA SC



NUTA AC



NUTA HS



ANZIO WOOD AC



ANZIO AC



ANZIO AC



ANZIO SPIN AC



EAMES PLASTIC CHAIR DSW SC



EAMES PLASTIC CHAIR DSW SC



AAC AC



AAS 32 HS



METZ SC



METZ SC



NASSAU 533 SC



NASSAU 537 HS

BARST



TOOLS

A FLOWING INTERIOR LANDSCAPE, ACHIEVED THROUGH VARIED SEATING HEIGHTS, ADDS RHYTHM AND ATMOSPHERE TO YOUR SPACE, BRINGING DYNAMISM TO YOUR CONCEPT. STOOLS CREATE FOCAL POINTS AT THE BAR OR IN INTIMATE SETTINGS AROUND A HIGH TABLE.

Rich, extravagant, robust – and refined. Hub tips its hat to the gentlemen's clubs of the past, where cigar-smoking businessmen met in plush surroundings. Decorative studs add sparkle to these lavish designs, while the open back provides lightness. Combined with the 05/06 bases, this stately design guarantees atmosphere and sophistication.



CIRCL HS



CIRCL 04 HS



CIRCL 04 HS



CIRCL 06 HS



WALDORF HS



WALDORF 01 HS



WALDORF 04 HS



WALDORF 06 HS



LUX HS



LUX 04 HS



LUX 05 HS



LUX 06 HS



SALVO HS



ANCONA HS



MODENA HS



PADOVA HS

NEW BOCACIO HS

OPULENT AMBIENCE

Rich, extravagant, sturdy yet refined - Bocacio nods to the gentlemen's clubs of old, where cigar-smoking patrons conducted business from plush seating. Decorative studs add a sparkle to an already lavish design, while the open back lends a sense of lightness. Paired with the 05/06 bases, this stately model brings instant atmosphere and sophistication.



BOCACIO HS

NEW



BOCACIO HS

NEW



HUB 05 HS

NEW



HUB 06 HS

NEW



REUNITED HS

(S)



REUNITED HS

(S)



MOLISE HS



MOLISE 06 HS

Ⓢ CODE HS

CHEERFUL & SUSTAINABLE

With the addition of a chair and this stool, the Code family is now complete. The back and seat are crafted entirely from recycled plastic made of 100% post-consumer waste, while the frame is produced from recycled aluminium. Plastics are sorted by colour before melting, resulting in the signature base tone with colourful flecks. Code is bright, joyful - and sustainably made.



BISCUIT LS

Ⓢ



BISCUIT MS

Ⓢ



BISCUIT HS-WB

Ⓢ



BISCUIT HS

Ⓢ



CODE HS

Ⓢ



CODE HS

Ⓢ



CODE HS

Ⓢ



CODE HS

Ⓢ





HANNAH HS



LIVERPOOL HS



REVOLVER HS



KELVIN HS



VARESE LS



XAVIER LS



XAVIER HS



AAS 38 HS



VARESE HS



VARESE HS



STAN HS



STAN HS



VARESE HS



GERLIN MS-WB



GERLIN HS-WB



GERLIN MS



GERLIN HS



GERLIN MESH HS



GERLIN MESH HS



GERLIN PLYWOOD HS



GERLIN PLYWOOD HS



MORETTI HS



OLYN HS-WB



OLYN HS



ELIAHS



STUDENT MS



STUDENT HS



S-17 HS



S-17 HS





TONIC HS



RADIO HS



DAHLIA MS



DAHLIA HS

NEW RILEY HS

SURPRISINGLY PRACTICAL

We're celebrating the expansion of the popular Riley series with a comfortable stool. Riley is everyone's companion: stylish, versatile and unexpectedly practical. Thanks to its clever design, it remains elegant and stacks up to four high. A wide choice of upholstery makes Riley adaptable to any interior.



RILEY HS



RILEY HS



NIBOR HS



COZITO HS





HAGAS HS



HAGAS HS



JODY HS



JODY HS



PAPAS 2-07 HS



TUBE HS



EDO HS



BRIGHTON HS



MINO HS



MINO HS



ZEST HS-WA



ZEST HS



SPARKY MS



SPARKY MS



SPARKY HS



SPARKY HS



Ⓢ ORBIT HS

ONE OF A KIND

Frans Schrofer's hands-on design for Satelliet Originals delivers ergonomic comfort combined with powerful visual appeal. The Orbit stool embodies this: the transition between frame and shell virtually disappears as the seat and back appear to float. Orbit is, quite simply, "exactly like nothing else".



ORBIT HS

Ⓢ



ORBIT HS

Ⓢ



FIOLI HS

Ⓢ



FIOLI HS

Ⓢ



LITA 01 HS



LOOP HS



MODUS HS



MODUS HS



EVORA HS



EVORA HS



CELESTE HS



CELESTE HS

© EVORA HS

REFINED LUXURY

A slender steel frame and soft, rounded forms give Evora a welcoming character. Now joined by a barstool, the Evora family continues to charm. Its rich mix of materials makes it a true chameleon: effortlessly blending into any hospitality concept where style is second nature.



MANADO HS



MANADO HS



MANADO INDOOR HS



MANADO INDOOR HS





TACO HS



TACO HS



550 HS



550 HS



MICHELLE HS



MICHELLE HS



MICHELLE INDOOR HS



MICHELLE INDOOR HS



ARCADIA HS



ARCADIA HS



NASSAU 573 HS



GIROLA HS



NUTA HS



LEVI HS



LEVI HS



OCALA HS

ABBEY 05 HS

EMPYREAN DESIGN

Luxury and craftsmanship come together in the Abbey. Its vertically sculpted column pairs perfectly with the refined Abbey seat. A chic brass plate and footring combined with the macaron-shaped seat impart an instant club ambience with a touch of Art Deco. With its versatile seat options, Abbey lets you shape your own atmosphere - just as at home in a speakeasy or secret society as in an upscale restaurant.



505-80 HS



CARDIFF HS



9208 HS



SAKURA HS



CANU HS



ABBEY 05 HS



CANU SOFT HS



ABBEY 06 HS



UMEA HS



CHESTER HS



CHESTER HS



CHLOE M934 WUU CR HS



LINZ CANE HS



LINZ HS



PEBBLE HS-WB



PEBBLE HS



ARIK HS



351 HS



16/C HS



TYMO HS



FLASHY MS



FLASHY HS



FLASH MS



FLASH HS



DARFORD LOW BACK 06 HS

TAILORED TO TASTE

A stylish shapeshifter, Darford adapts effortlessly to your concept and aesthetic. Seeking a clubroom feel? Pair its rounded form with a Jugendstil-inspired 05 or 06 base. Prefer a cleaner, more contemporary look? The slender 01 is the perfect match.



DARFORD LOW BACK 05 HS



DARFORD LOW BACK 06 HS



DARFORD LOW BACK 01 HS



DARFORD LOW BACK 04 HS



LOVENA LOW BACK 05 HS



LOVENA LOW BACK 06 HS



LOVENA LOW BACK 01 HS



LOVENA LOW BACK 04 HS



DARFORD LOW HS



LOVENA LOW BACK HS



LOVENA HIGH BACK HS



LOVENA HIGH BACK 06 HS



BISHOP HS



BISHOP 04 HS



BISHOP 05 HS



BISHOP 06 HS



RODAR HS



RODAR 04 HS



RODAR 05 HS



RODAR 06 HS



DA VINCI 07-108 HS



DA VINCI 07-101 HS



ROM HS



PARMA HS

LOUNGE &



BENCHES

TAKING A MOMENT TO RETREAT, ENJOYING COZY GATHERINGS, SLIDING IN FOR A QUICK SEAT, OR SIMPLY UNWINDING - THERE'S A BENCH, LOUNGE SOFA, ARMCHAIR, OR POUFFE FOR EVERY MOOD.

'Relax, enjoy,' says the fluffy, pebble-shaped lounge chair Gibby. Designed for sinking in and unwinding completely. With its fully upholstered seat and backrest, Gibby has an inviting, comfortable character. Thanks to the nearly invisible base, this lounge chair stands firmly in place. A laid-back addition to any space.

NEW

GIBBY LSC

AIKO LAC

QUALITY & CRAFT

It's love at first sight when you encounter the enchanting Aiko. A generous armchair shaped entirely from solid wood, stained in wenge, paired with crisp cane. Achieving such a sculptural silhouette in this material demands true craftsmanship at its finest.



AIKO LAC



AIKO LAC



LARS LAC



DANAS LAC



PEBBLE LSC



PEBBLE LSC



CLEO M935 UU ST LSC



CHLOE M935 WUU CR LSC





SIGRID LSC



SIGRID LAC



LINDGREN LAC



FEATHERTON LAC



COLUMBUS LOW LAC



SIX LAC



SIX LBA



NURA LAC



NURA LAC



NOODLE LAC



NOODLE LAC



⑤ NOODLE LAC





DARFORD LAC



LOVENA LAC



LOVENA BA



LOVENA LBA



DARFORD LBA



KESY 09-100 B



PARMA LAC



MODENA LAC



MAGDA 05-100 HIGH LAC



MAGDA 05-100 LOW LAC



KESY 05-100 LOW LAC



DA VINCI 05-100 LOW LAC



LILY LSC



LILY WOOD LSC



WALDORF LAC



WALDORF 40 LS | 46 LS



LUX LAC



LUX LAC



LUX LBA



MOLISE AC



GIBBY LSC



BOB LAC



BOB LARGE LAC



GIBBY LSC





ARGAN AC



ARGAN AC



ARGAN LAC



ARGAN LAC



YARA LSC



YARA LSC



BABETTE LSC



BABETTE LSC



FALLON AC



FALLON LAC



OWEN LSC



OWEN SWIVEL LSC

OWEN SWIVEL LSC





RADIO LSC



FIOLI LAC



GELATO LAC



GELATO LAC



PAPAS 05 LSC



PAPAS 05 XL LSC



NIRVANA 05-125 LOW LAC



NIRVANA 124 HIGH LAC



25.25 LAC



TRUMAN LAC



JACKSON LAC



WILSON LAC



ATHOS LAC



ATHOS LAC



ATHOS LBA



SAVOIR B



LOEFF B



LOEFF HB



GERLIN B



GERLIN HB



BUMPER CORNER B



BUMPER B



BUMPER MB



SONAR B



SONAR HB



NOLIA B



VALENCIA B



BARCELONA B



MADRID BA



MADRID LBA



COCON LSC



COCON LSC



CAVE 3 180 B



CAVE 4 220 B



CAVE 3 220 B

COCON LSC

FREEDOM TO FOCUS

With its robust steel frame and luxurious seat shell, the Cocon - a new design by Studio Satelliet - offers an exceptionally comfortable place to work. Its embracing form provides both privacy and the calm you need to focus. Whether you're joining an online meeting, making a quick call or settling in for a long study session, the Cocon invites you to sit down and get to work in comfort.





FALKOR END LB | FALKOR LB



FALKOR END B



MIDTOWN B



MIDTOWN B



SOHO CLUB CORNER B | SOHO CLUB 120 B



SOHO LB



SOHO DINER END 90 B | SOHO DINER 120 B



LOBBY LB



MOMA BA



MOMA BA



ECLIPSE LAC



ECLIPSE 177 LBA



ECLIPSE 220 LBA





JOSEPHINE LBA



JOSEPHINE LBA



DAUPHINE LBA



ROCCO LBA



BALMORAL LBA



ASTRO LSC



TEMPO RND LS | TEMPO SQ HS | TEMPO SQ LS | TEMPO SQ MS
TEMPO REC LS | TEMPO SQ LS | TEMPO RND MS | TEMPO RND LS



SHIMA 38 LS | 65 LS | 110 LS



VELVET LBA



COTTON END LBA | COTTON LB | COTTON HOCKER



VARSO CORNER LBA | VARSO LB



OSO LAC



OSO LAC



OSO B



MODULAR XL 138 B 1-SEATER LEFT | AMELIE SQ 40 TB | MODULAR XL 138 B 1-SEATER RIGHT



MODULAR LB 1-SEATER



MODULAR HOCKER



MODULAR LB



MODULAR MEDIUM B



MODULAR XL 138 B 1-SEATER LEFT | AMELIE SQ 40 TB | MODULAR XL 138 B 1-SEATER RIGHT



ORIGA BA



ORIGA BA



MADELEINE BA



MADELEINE BA



ORIGA

STATEMENT PIECE

The Origa sofa blends refined elegance with timeless charm. Featuring rounded corners, a wooden frame, and a chic cane backrest, this piece exudes high society allure. It evokes the ambiance of English country houses and the glamour of the '50s. With its distinctive upholstery, the Origa is a true statement piece that elevates any interior to the next level.

MADELEINE

GREAT GATSBY GLAMOUR

The Madeleine sofa exudes pure class and sophistication with its curves and walnut frame featuring straight spindles. This design captures the essence of exclusive networking societies and Great Gatsby glamour. A masterpiece that seamlessly combines craftsmanship and comfort Madeleine is a revolutionary eyecatcher piece with a chic twist.



CONFIGURE YOUR BENCH

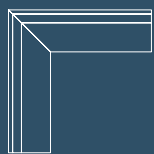
FOR EVERY PROJECT, A TAILOR-MADE BENCH CAN BE CREATED. THE POSSIBILITIES ARE ENDLESS.

Depending on your wishes, the right combination of material, shape, and dimensions is selected. Excellent seating comfort is guaranteed; the bench will be a perfect addition to your interior concept.

Every custom bench is measured on-site, crafted to the exact centimetre, and installed in your interior. We invite you to visit our showroom, where our advisors will work with you to create the perfect bespoke bench for your project.

CHOOSE YOUR OWN SHAPE

Will you go for a straight, round, or curved bench? Or does a corner bench suit your concept better? The possibilities are endless. Our advisors are happy to help you design a bench that seamlessly matches your interior.



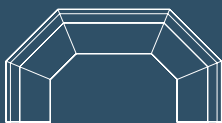
Corner bench



Single bench




Double bench



Corner bench



Round bench



Wave bench

 **DEEP SEA LOUNGE SATELLIET SHOWROOM BREDA**



Footrest

Choosing a (semi-)high bench? You can enhance it with stylish footrests in brass, stainless steel, or black.



UPHOLSTERY

Choose from smooth upholstery, tufted upholstery, or horizontal or vertical stitching.




VARIOUS SEAT HEIGHTS

Determine the seat height that suits your concept. Will you choose lounge, dining, counter, or high seating? There is always a bench that fits your concept.



FRAME


Choose the frame and decorative trim that complete your bench configuration. Optional for a brass or black plinth or choose wooden legs for your bench.



ADDITIONAL OPTIONS

Complete your bench configuration by adding extra options such as power sockets or ventilation grilles. Tip: add LED lighting for a distinctive look.

you
decide
how far
you go



Scan the QR code
for more information.

TAILOR MADE

BENCHES

UPHOLSTERY

A tailor made bench for every project. Depending on the wishes, a combination of material and dimensions is sought that guarantees good seating comfort and makes the bench a real addition to the interior. The possibilities are endless. We would therefore like to invite you to visit the showroom where our advisors are happy to think along with you about the perfect custom bench for your project.




Scan the QR code for more information about tailor made benches.



FRAME OPTIONS

WOODEN LEG



BLACK SOCKLE



BRASS LOOK SOCKLE



EXTRA LED LIGHTING




& MORE


SMOOTH UPHOLSTERED



HORIZONTAL STITCHING



VERTICAL STITCHING



LOOSE CASSETTES



DEEP BUTTONED



NECK ROLL LOW & HIGH



51980 B



52016 B




51990 MB



51981-59198 B



51991 B



51984 B



51880 HB



51992 B



52017 B-1



52019 B




EPOQUE B

FOOTRESTS

BRASS




STAINLESS STEEL



BLACK



SMART SC



SOLUTIONS

ALL THE SOLUTIONS YOU NEED TO CREATE FLEXIBLE, MULTIFUNCTIONAL SPACES ARE RIGHT AT YOUR FINGERTIPS. SMART, IMAGINATIVE CONCEPTS MAKE IT EASY TO HOST MEETINGS, SPARK IDEAS, COLLABORATE, CONCENTRATE OR SIMPLY UNWIND — EXACTLY WHAT GUESTS, CLIENTS OR TEAM MEMBERS ARE LOOKING FOR. EXPLORE OUR SMART & CREATIVE SOLUTIONS.

A standout example is the Clubhouse: a freestanding acoustic showpiece that adds atmosphere while offering a comfortable spot for conversation. Available in a range of sizes and seat heights, it comes equipped with USB and power as standard. The overhead canopy accommodates integrated lighting, and one side can be enclosed to house a screen and additional connections.

CLUBHOUSE

MEET AND GREET IN THE CLUBHOUSE

Multifunctional is the word that best describes Clubhouse. This eye-catcher doesn't just bring atmosphere; it creates a sheltered spot for meetings in a warmly designed setting.

Freestanding in the room and acoustically enhanced thanks to its upholstery, Clubhouse comes in various sizes and seat heights, equipped as standard with USB and power supply. Its ceiling can also accommodate lighting. Optional partial or full enclosure on one side turns it into a private nook where a screen can be mounted and additional connectivity added.



CLUBHOUSE 2P B

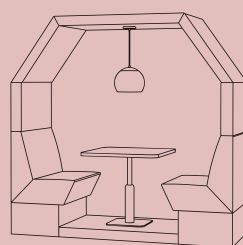


CLUBHOUSE 4P MB

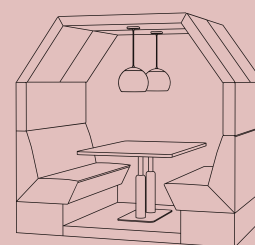


CLUBHOUSE 6P HB

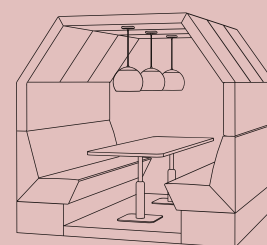
SEATING



2P - 80 CM WIDE

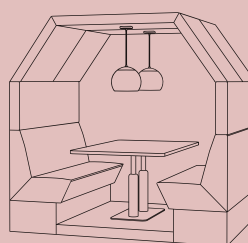


4P - 160 CM WIDE

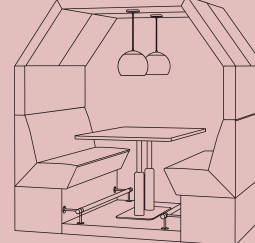


6P - 240 CM WIDE


SEAT HEIGHT



B 46 CM

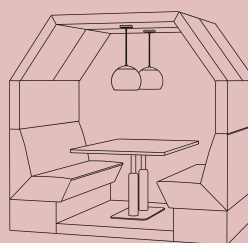


MB 60 CM

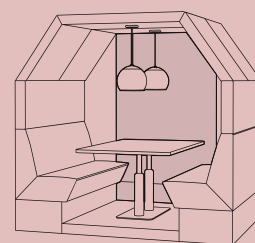


HB 80 CM

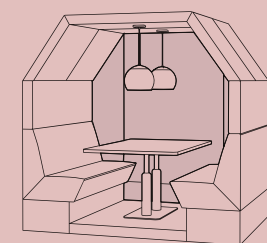
BACK PANEL



OPEN

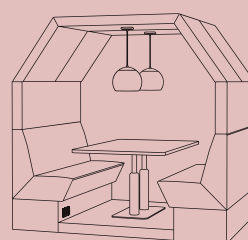


PARTIAL BACK PANEL

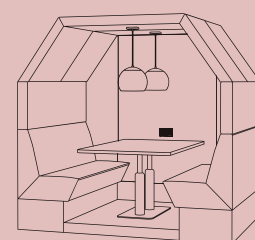


FULL BACK PANEL

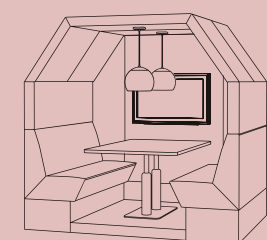
OPTIONS



EXTRA WALLSOCKET IN PLINTH



EXTRA WALLSOCKET IN BACK PANEL



PREPARED FOR SCREEN OR WHITEBOARD

STAY CONNECTED

Charge seamlessly and stay always connected. Integrate wireless charging into a table or tabletop to boost productivity in the workplace and elevate the guest experience in restaurants, bars or lobbies.



POWER SOCKET ELEMENT 2 | USB




POWER SOCKET ELEMENT 3 | USB-C




PUK WIRELESS CHARGER
HDMI HUB



PUK WIRELESS CHARGER



TACTILE MULTIBOARD



TACTILE TRIBUNE




FLORENCE


GESTU



TACTILE HIGH | 100 CM WIDE



TACTILE LOW | 200 CM WIDE



TACTILE LOW | 250 CM WIDE



TACTILE HIGH | 150 CM WIDE

TAB



LES

A LARGE AND VARIED RANGE OF DIFFERENT TABLETOPS AND BASES ALLOWS YOU TO COMBINE TO YOUR HEART'S CONTENT AND PUT TOGETHER A SUITABLE TABLE FOR EVERY CONCEPT. WOULD YOU PREFER A PICNIC TABLE, SIDE TABLE, SIDE TABLE OR CUSTOM-MADE TABLE? IT'S POSSIBLE.

When it comes to luxury with a handcrafted edge, Doblo is your ideal column. Its sculptural, almost empirical design paired with a chic brass plate delivers an instant club atmosphere with a refined Art Deco undertone. Available in beech and stainable in any finish, Doblo feels just as comfortable in a secret society's speakeasy as it does in a contemporary, high-end restaurant.

DOBLO TB

CREATE YOUR ONE-OF-A-KIND TABLE

PLAY WITH MATERIALS, SHAPES, LENGTHS AND BASES UNTIL YOU FIND THE PERFECT FIT FOR YOUR CONCEPT.

A five-metre table? Not a problem. Genuine marble or a marble-look finish? Either is possible. A bespoke silhouette or a tabletop with integrated wireless charging? Everything can be crafted to measure.

All bases can be finished in any RAL colour, while tabletops are available in every stain from our collection. Bases also come in a range of dimensions, with or without castors, and their height can be specified to the exact centimetre.

EXPERIMENT WITH WOOD STAINS

With its robust Magnus legs -crafted from circular terrazzo or solid oak - Studio Satelliet brings a striking design statement to any interior. Whether for meetings, dining or presentations, this table always sets the tone for a stylish and successful experience. Choose from our house palette of wood stains: from clear lacquer and classic walnut to cherry or wengé. The possibilities are endless.

A TABLETOP FOR EVERY INTERIOR

The matching tabletop comes in a round profile (Ø 150 or 180 cm) or a Danish oval, with lengths ranging from 3 to 4.5 metres. Prefer something truly unique? We can create a tabletop in any shape you envision. Together with Studio Satelliet, you co-create your ideal table.



you
decide
how far
you go



Scan the QR-code
for more information.

CHOOSE YOUR OWN SHAPE



Circle



Rectangle



Square




Danish oval



Oval

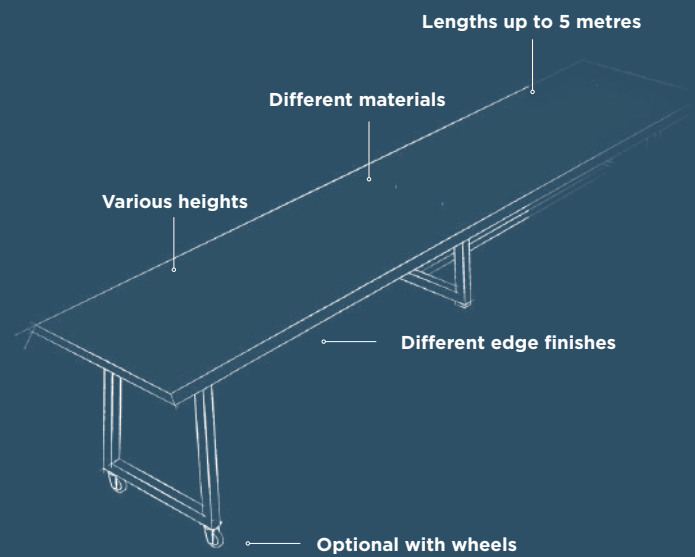


2 sides semicircular



1 side semicircular

CHOOSE YOUR OPTIONS





CAPSULE LTB



CAPSULE SQ 40 TB




CAPSULE RND 45 TB



CAPSULE RND 60 TB



CAPSULE 2-TB



CAPSULE RND 60 HTB



CAPSULE RND 60 HTB



CAPSULE SQ 40 HTB



MEMPHIS SQ 40 TB



MEMPHIS RND 60 TB



MEMPHIS SQ 40 HTB



MEMPHIS RND 45 HTB

MEMPHIS RND 45 TB





AMELIE RND 45 TB



AMELIE RND 60 TB



AMELIE SQ 40 TB



AMELIE SQ 60 TB



AMELIE RND 45 HTB



AMELIE RND 60 HTB



AMELIE SQ 40 HTB



AMELIE SQ 60 HTB



AMELIE 2-TB



AMELIE 2-HTB



MEMPHIS 2-TB



LIBERTY 4200 TB



TRUMPET 4840 TB



FLAT 9410 TB



FLAT 9430 TB



FLAT 9480 TB



FLAT 9414 HTB



VIDA RND TB



VIDA RND HTB



VIDA SQ TB



VIDA SQ HTB



VIDA WOOD RND TB



VIDA WOOD RND HTB



VIDA WOOD SQ TB



VIDA WOOD SQ HTB



NANO RND TB



BELL TB



DOBLO 45 TB



DOBLO 45 HTB



FLAT 9440 TB



FLAT 9470 TB



FLAT 9490 TB



FLAT 9462 TB



FLAT ADJUSTABLE RND 60 TB-HTB



FLAT ADJUSTABLE SQ 60 TB-HTB



BONITA RND TB



BONITA RND HTB



BONITA SQ TB



BONITA SQ HTB



OCTA 4 TB



OCTA 4 TB ENLARGE



OCTA-2 TB





PIRAN SMALL TB



PIRAN LARGE TB



PIRAN 2-TB



LYON-3 TB



LYON-4 TB



LYON-3 HTB



STABLETABLE NOUVEAU TB



DOMINIQUE-3 TB



DOMINIQUE-4 TB



DOMINIQUE 2-TB

DOMINIQUE-4 TB





STABLETABLE SMALL TB



STABLETABLE MEDIUM TB



STABLETABLE LARGE TB



STABLETABLE HTB



MAMBO-3 TB



MAMBO-4 TB



MAMBO-2 TB



SPEEDO 3-TB



SPEEDO 4-TB



SPEEDO 3-HTB



SPEEDO 4-HTB



PINTO TB



PINTO HTB



YPSILON 4790 TB



YPSILON 4794 HTB



PILON LTB



BALLET LTB



BALLET HTB



PILON TB



PILON LARGE TB



PILON HTB



PILON RECT SMALL TB



PILON RECT LARGE TB



FACTORY TB



FACTORY OVAL TB



STEEL TB



STEEL MTB



STEEL HTB



S-17 TB



CONIC TB



TOM HTB



GESCHIKT VOOR
GROTE GROEPEN

PROFESSIONAL 4580 TB



ORION T



ORION T




TREE T



BARK HT



MAGNUS T 



MAGNUS WOOD T



DENTRO 8P T (S)




DENTRO 4P T (S)



TIPI HTB | TIPI TB




TIPI HTB | TIPI TB | TIPI MTB




BREWER T



LEGS T



FORGE T



MISTRESS T



MISTRESS HT-H



OMNIA TROLLEY



OMNIA T





JOY LT

PUC HIGH LT | PUC LOW LT



KURA LARGE LT | KURA SMALL LT



PRIMO LOW LT | PRIMO HIGH LT



ARON LT

SOREN 50 LT | SOREN 40 LT

HANNAH LT



BIRDCAGE SMALL LT | BIRDCAGE LARGE LT



BJORN LARGE LT | BJORN SMALL LT



MERA LARGE LT | MERA SMALL LT | MERA PLECTRUM LT



PILON LT



BALLET LT



PICK UP LT



FLAG LT



SVEN SMALL LT | SVEN LARGE LT | SVEN OVAL LT



PLUS LT



DAISY LT



INDOOR

SOLID WOOD

SUSTAINABLE

TABLE TOPS


Our extended collection of table tops consists of a great diversity in materials. Which material fits your concept best? Do you prefer warm wood, versatile glass, practical laminate or natural stone? Flick through a selection of our table tops or see them all online.



'OUR EXTENDED
COLLECTION
CONSISTS
OF A GREAT
DIVERSITY
IN MATERIALS.'


MATERIALS

BEECH
OAK
ASH
WALNUT
DOUGLAS
BAMBOO



Scan the QR code
for the complete
fabrics and finishes
collection.

GLASS & TILES




TILE INLAY, EDGE BRASS

LAMINATES




HPL LAMINATE


STONE




MARBLE




GLASS, EDGE BRASS




DECOLEGNO




TERRAZZO



GLASS, EDGE WOOD



MELAMINE



SILESTONE



WIRELESS CHARGING SYSTEM

Carefree charging and ultimate connectivity. Integrate wireless charging into a table or tabletop for increased productivity in the office and an optimal guest experience in the restaurant, bar or lobby.

TERRA



RACE

FROM CHAIRS TO BENCHES, TABLES, CUSHIONS, AND ACCESSORIES: EVERYTHING YOU NEED TO STYLE YOUR OUTDOOR SPACE IS IN OUR EXTENSIVE TERRACE COLLECTION. LET YOUR OUTDOOR AREA MAKE A STATEMENT WITH A WIDE RANGE OF SEATING OPTIONS, WELCOMING GUESTS AT ANY TIME OF DAY, ALL YEAR ROUND.

A friend with a twist! Always ready for a good time. Ami looks like one smooth line, but appearances deceive. This cheerful aluminium outdoor chair with patterned weave in three bold colourways is a modern interpretation of the classic Café de Paris style. Choose from: Eucalyptus – Cayenne – Ivory, Cardamom – Blush Pink – Ivory or Café Latte – Urban Mint – Ivory. This terrace favourite breathes atmosphere, charm and joie de vivre.

NEW



AMI SC

NEW JAVEA AC

HASTA LA VISTA VIBES

Javea exudes holiday ease - pure hasta la vista vibes. With its textile straps, this handsome model is bang on trend. The clever surprise lies in the aluminium tubing, engineered to resemble teak. The result: a lightweight, outdoor-ready, stackable terrace chair designed by Studio Sateliet.



JAVEA AC

NEW



XAVA AC



XAVA LAC

NEW



STAN HS



OCALA AC



OCALA AC



OCALA AC



OCALA HS





LEVI SC

NEW



LEVI SC

NEW



LEVI AC



LEVI AC



LEVI LAC

NEW



LEVI LAC

NEW



LEVI HS

NEW



LEVI HS



VIC SC



VIC SC



VIC SC



STAN HS



YUP AC

Ⓢ



YUP AC

Ⓢ



YUP AC

Ⓢ



STAN HS

NEW MISTER G AC

CRAFTSMANSHIP AND STYLE

Mister G has a warm, friendly personality. Its rounded arches and soft lines make it instantly appealing. The colour: warm taupe. The material: trendy rope woven over an aluminium frame. The design may look simple - and that's its strength. As the old saying goes, "Simplicity is the hardest thing to achieve." Mister G strikes the perfect balance between craftsmanship and style.



MISTER G AC

NEW



MISTER G AC

NEW



MISTER G AC

NEW



MISTER G AC

NEW



ROMAN ROPE AC



ROMAN ROPE AC



ROMAN AC



ROMAN AC

sit&heat



CELSIUS AC



CELSIUS AC



CELSIUS AC



25.25 AC



25.25 AC



25.25 AC



NEW YORK AC



MONTANA CUSHION AC



MONTANA COVER AC



MACY AC



AUSTIN AC



TATAMI AC



NUTA SC



NUTA SC



NUTA HS



DESIGNER

JESSE VISSER

After studying at the Utrecht School of Product Design and the Piet Zwart Institute, Jesse Visser set out to create furniture and lighting that transcend the predictable. His work is driven by research, craftsmanship and curiosity, resulting in distinctive pieces appreciated by galleries, architects, corporate clients and industry alike - both restrained and poetic.



ARCADIA

Satelliet Originals designer Jesse Visser has truly nailed it with the contemporary Arcadia. The frame and seat blend seamlessly. Both the chair and stool are simple yet unique, bringing transparency and lightness to any setting.



ARCADIA SC



ARCADIA SC



ARCADIA SC



ARCADIA HS



NOTO SC



NOTO SC



NOTO SC



NOTO SC





GIROLA SC



GIROLA SC



GIROLA AC



GIROLA AC



GIROLA AC



GIROLA AC



GIROLA AC



GIROLA AC



GIROLA LAC



GIROLA HS



ANVERS SC



ANVERS SC



LUXEMBOURG SC



LUXEMBOURG AC



LUXEMBOURG LAC



LUXEMBOURG HS

NEW AMI SC

JOY OF LIVING

A friend with a twist - always ready for a good time. Ami appears to be shaped from a single flowing line, though appearances can deceive. This cheerful aluminium outdoor chair with patterned weave in three vibrant colours is a modern interpretation of the classic Café de Paris style. Choose one of the tasteful colour combinations or mix to your heart's content. This terrace favourite radiates atmosphere and joie de vivre.



AMI SC

NEW (S)



AMI SC

NEW (S)



MARAIS AC



MARAIS AC



CHANTILLY SC

(S)



CHANTILLY SC

(S)



CHANTILLY AC

(S)



CHANTILLY AC

(S)



CANNES SC



CANNES AC



CANNES SC



CANNES AC

CANNES B



GERMAIN SC



GERMAIN SC



TWINE AC



TWINE AC



TWINE AC



TWINE AC



TWINE AC



TWINE LS



550 SC



550 AC



550 HS



550 HS



TACO SC



TACO AC



TACO HS



TWIST LSC



VENICE AC



HONOLULU LSC

ALFREDO AC



ALFREDO AC



ALFREDO AC



MICHELLE SC



MICHELLE AC



MICHELLE HS



FIGARO SC



PRAAG SC



PRAAG AC



JONAS AC



JONAS AC



FIRENZE WOOD SC



FIRENZE WOOD AC



DUETTO SC | DUETTO T



HELENA AC



PANDA AC



VARESE LS



VARESE HS



VARESE HS

TAPE END | TAPE QUARTER BA

SOCIAL SEATING

Experience social seating at its best with the playful and versatile Tape. This comfortable, modular outdoor bench features woven straps, allowing endless configuration possibilities. Is a U-shape your ideal setup, or do you prefer a ribbon layout or a half-moon design? You can even opt for a classic lounge arrangement with a sofa and two armchairs. Let your creativity run free!



TAPE END LEFT BA | TAPE END RIGHT BA



TAPE QUARTER B



TAPE LAC



TAPE LBA




TAPE LBA



CALYPSO LOW LAC



CALYPSO HIGH LSC



TERRA LBA



TERRA 2-SEATER BA



TERRA 2-SEATER BA



TERRA QUARTER B



TERRA QUARTER B COVER



TERRA END LEFT BA | TERRA B | TERRA END RIGHT BA



SEVILLA | SEVILLA QUARTER B

COMFORT GUARANTEED

Comfort is guaranteed with the fully upholstered seat and back cushions of the Sevilla sofa. Two thoughtfully designed modules make it possible to arrange this comfortable sofa in any configuration you can imagine. Bring the indoors outside with the Sevilla, as all materials used are outdoor-friendly. Thanks to its aluminium frame, rust doesn't stand a chance.



SEVILLA B




SEVILLA QUARTER B



BARCA CORNER LB | BARCA LB



LOEFF ECO OUTDOOR B



LOEFF IROKO OUTDOOR B



LOEFF IROKO OUTDOOR HB



AREA B | AREA T



AREA HB | AREA T



AREA CORNER B | AREA B

OLLE QUARTER B | OLLE SEAT CUSHIONS

NEW MEANING TO COSY


Because this rounded bench is composed of separate segments, Olle Quarter can be arranged as a half-circle or three-quarter curve. A black aluminium frame with teak slats brings warmth to the design. "Sitting close together" takes on a whole new meaning with this beauty from Studio Satelliet.



OLLE QUARTER B | OLLE B SEAT CUSHIONS



POLAR HB



POLAR B



POLAR CORNER B



SALAMANCA T



SALAMANCA RND T



STRATOS RND T



DENTRO 4P T



DENTRO 8P T





STEEL T



STEEL HT



NEW YORK TB



NEW YORK HTB



TOM HTB



TIPI HTB | TIPI TB



STABLETABLE TB

NO MORE WOBBLY TABLES

StableTable is the ultimate solution for wobbly tables. This patented system instantly provides a stable table on any surface. The simple mechanism works on two of the four legs, compensating for unevenness of up to 2.5 cm. With StableTable, slipping beer mats under table legs is a thing of the past. This version of StableTable is suitable for tabletops up to 80 x 80 cm or with a diameter of up to 90 cm.



STABLETABLE SMALL TB



STABLETABLE MEDIUM TB



STABLETABLE LARGE TB



STABLETABLE HTB



STABLETABLE RISE TB



STABLETABLE RISE FLIPTOP TB



STABLETABLE NOUVEAU TB

KANTELBARE TAFELS



STABLETABLE NOUVEAU TB



GENT-3 TB



GENT-4 TB



GENT-2 TB



GENT-5 TB



PINTO TB



PINTO TB



PINTO HTB



GENT-4 HTB



MAMBO-3 TB



MAMBO-4 TB



MAMBO-2 TB



MAMBO-5 TB



YPSILON 4790 TB



YPSILON 4790 TB



YPSILON 4794 HTB



MAMBO-3 HTB



SPEEDO-3 TB



SPEEDO-3 TB



SPEEDO-4 TB



SPEEDO-3 HTB



LYON-3 TB



LYON-4 TB



LYON-3 HTB



SPEEDO-4 HTB



DOMINIQUE-3 TB



DOMINIQUE-4 TB



DOMINIQUE-2 TB



PILON LTB



PILON TB



PILON LARGE TB



DAISY LT

NEW



PICK UP LT



FLAG LT



PLUS LT

SM



SVEN OVAL LT | SVEN SMALL LT | SVENN LARGE LT



RIO PILLOWCASE



BOTANIA PLANTER



BLOOM PLANTER



BLOOM WALL



TERRACE CHAIN SET



PESO



SERVICE TROLLEY



SERVO TROLLEY



NEW

NOMAD TROLLEY



SUN SB



VERJO RND



VERJO SQ

TERRACE

TABLE TOPS

Our extended collection of table tops consists of a great diversity in materials. Which material fits your concept best? Do you prefer sustainable Mansonia, industrial aluminium, werzalit or natural teak?


'OUR EXTENDED
COLLECTION
CONSISTS
OF A GREAT
DIVERSITY
IN MATERIALS.'




Scan the QR
code
for the
complete
fabrics and
finishes
collection.




MANSONIA



THERMO FRAKÉ




IROKO



TEAK NATURAL




WERZALIT




WERZALIT | EDGE BRASS



GOODWOOD



ALUMINIUM



VOLKERN

CATALOGUE

INDEX





LOOK & FEEL COLLECTION

For fabrics and finishes see the look & feel collection at the back of this book.

ABBREVIATIONS

AC	ARMCHAIR
B	BENCH
BA	BENCH WITH ARMSUPPORT
HB	HIGH BENCH
HIGH	HIGH BACK
HS	HIGH STOOL
HS-WA	HIGH STOOL WITHOUT ARMSUPPORT
HS-WB	HIGH STOOL WITHOUT BACK
HT	HIGH TABLE
HTB	HIGH TABLE BASE
LAC	LOUNGE ARMCHAIR
LB	LOUNGE BENCH
LBA	LOUNGE BENCH WITH ARMSUPPORT
LOW	LOW BACK
LSC	LOUNGE SIDE CHAIR
LT	LOW TABLE
LTB	LOW TABLE BASE
MS	MIDD HIGH STOOL
MT	MIDDLE HIGH TABLE
MTB	MIDDLE HIGH TABLE BASE
REC	RECTANGLE
RND	ROUND
SB	SUN BED
SC	SIDE CHAIR
SQ	SQUARE
STCK	STACKABLE - THIS PRODUCT IS AVAILABLE IN A STACKABLE AND NON-STACKABLE VERSION
T	TABLE
TB	TABLE BASE
WB	WITHOUT BACK
XL	THICKER SEAT

ICONS

	NEW COLLECTION
	SATELLIET ORIGINALS
	STILL USABLE MATERIALS
	SUSTAINABLE PRODUCTS
	HEIGHT
	DEPTH
	WIDTH
	SEAT HEIGHT
	STACKABLE
	OUTDOOR
	WIDTH TABLE BASE
	HEIGHT TABLE BASE
	WIDTH TABLE TOP
	DEPTH TABLE
	HEIGHT TABLE
	VARIABLE WIDTH TABLE

SEATING

	PAGE	H	H	A	H	☞	✱	Ⓢ	🌀		PAGE	H	H	A	H	☞	✱	Ⓢ	🌀	
16/C SC	77	87	53	43	46				•	ELIA SC	70	80	53	43	46					
25.25 AC	167	80	60	58	45	•	•	•		EVERETT AC	97	88	57	56	50					
350 SC	78	79	51	44	46				•	EVORA AC	75	80	62	56	47			•		
550 AC	172	86	51	54	47		•	•		EVORA SC	75	80	62	54	47			•		
550 SC	172	86	51	46	47		•	•		FALLON AC	91, 124	80	60	64	47					
766 SC	77	79	47	45	46				•	FERRIS AC	100	83	54	54	48	•				
AAC AC	101	79	52	59	46					FERRIS SC	100	83	54	54	48	•				
AIRE AC	72	81	61	64	50			•		FIGARO SC	173	78	56	47	46	•	•			
ALFREDO AC	173	84	53	55	45		•			FILO SC	70	85	63	57	49					
ALLEGRO SC	100	84	51	57	45	•				FINN AC	79	77	49	55	45					•
AMI SC	170	84	53	52	48	•	•	•		FINN SC	79	77	47	44	45					•
ANCONA SC	93	81	56	56	50					FIOLI AC	70	79	63	62	46			•		
ANVERS SC	169	80	51	47	44.5	•	•			FIOLI WHEELS AC	70, 96	79	63	62	46			•		
ANZIO AC	101	80	53	59	45					FIRENZE WOOD AC	173	80	58	56	46	•	•			•
ANZIO SPIN AC	101	80	53	59	45					FIRENZE WOOD SC	173	80	58	46	46	•	•			
ANZIO WOOD AC	101	80	53	59	45					FLASH AC	81	82	52	53	48					•
ARCADIA SC	168	83	52	60	46	•	•	•		FLASH SC	81	82	52	44	48					•
ARGAN AC	91, 124	70	53	53	46					FREDRIC AC	66	81	66	58	47			•		
ARIK AC	78	81	48	57	47	•			•	FREDRIC SC	66	81	66	45	47			•		
ARIK SC	78	81	46	52	46	•			•	GELATO 102 AC	97	81	54	49	48			•		
ARVEL PLYWOOD SC	66	79	56	47	46					GELATO 102 SC	97	81	56	59	48			•		
ARVEL SC	66	79	56	47	46					GELATO 106 AC	96	81	56	59	48			•		
ATLAS AC	69, 97	85	61	54	47					GELATO 106 SC	97	81	54	49	48			•		
AUSTIN AC	167	85	74	56	48	•	•			GELATO 113 AC	92	81	56	59	48			•		
BISCUIT SC	69	80	57	52	46			•		GELATO WOOD AC	92	81	56	59	48			•		
BISHOP AC	87	78	61	57	48					GELATO WOOD SC	92	81	54	49	48			•		
BLAZE AC	88	78	64	58	49					GERLIN AC	64	80	50	57	46			•		
BLISS 01 - 100 SC	95	81	56	55	49					GERLIN MESH AC	65	81	51	57	46			•		
BLISS 01 - 106 SC	96	81	56	55	49					GERLIN MESH SC	65	81	51	43	46			•		
BLISS 02 - 100 AC	95	84	59	59	46					GERLIN PLYWOOD AC	65	80	51	57	45			•		
BLISS 04 - 103 AC	96	84	59	59	51					GERLIN PLYWOOD SC	65	80	51	43	45			•		
BLISS 04 - 107 AC	95	84	59	59	46					GERLIN SC	64	80	50	43	46			•		
BOLT AC	83	78	58	59	48			•		GERLIN SC STCK	64	80	50	51	47	•		•		
BOLT SC	83	78	60	62	48			•		GERMAIN SC	171	78	61	54	45.5	•	•			
BOWIE AC	78	78	53	61	48				•	GIROLA AC	169	80	60	59	44	•	•	•		
BOWIE SC	78	79	52	54	47				•	GIROLA SC	169	80	60	59	44	•	•	•		
BRAGA M954 AC	84	75	54	61	46				•	HAGAS SC	81	75	55	46	46			•		•
BRAGA M954 SC	84	75	53	54	46				•	HELENA AC	173	87	66	61	42	•	•			
BRIGHTON SC	66	87	67	44	46					HUB 04 AC	90	77	60	60	48					
CAMELIA M986 UU AC	84	78	54	62	48				•	HUB AC	90	77	60	60	48					
CAMELIA M986 UU SC	84	76	49	49	44				•	JAVEA AC	164	80	59	58	47	•	•			
CAMELIA M986 UW AC	84	78	54	62	48				•	JEFFERSON AC	73	75	57	60	45					
CAMELIA M986 UW SC	84	76	49	49	44				•	JEFFERSON SPIDER AC	73	77	53	60	47					
CANNES AC	171	86	59	56	46	•	•			JODY SC	67	81	64	42	47	•				
CANNES SC	171	89	53	47	45	•	•			JONAS AC	74, 172	78	62	59	50	•	•			
CANU SC	76	78	50	50	46			•	•	JUNIOR STCK	66	80	51	52	56	•				
CANU SOFT SC	76	78	50	50	46			•	•	KESY 01 - 100 SC	94	83	58	53	47					
CELESTE SC	75	79	55	45	47					KESY 01 - 106 SC	96	83	58	53	47					
CELSIUS AC	167	81	57	55	46	•	•		•	KESY 04 - 100 AC	94	83	61	63	47					
CHANTILLY AC	170	76	57	53	46	•	•	•		KESY 04 - 102 AC	94	83	61	63	47					
CHANTILLY SC	170	76	57	43	46	•	•	•		KESY 04 - 106 AC	96	83	61	63	47					
CHESTER SC	80	78	53	47	46 48			•	•	KJELT AC	100	81	61	57	47	•				
CHLOE M932 WUU CR SC	84	84	56	49	46				•	LEVI AC	165	82	58	57	46	•	•			
CIRCL AC	73	79	59	63	47			•		LEVI SC	165	82	58	49	46	•	•			
CLEO M932 WUU SC	84	84	56	49	48				•	LIM AC	69	81	59	58	48					
CODE AC	99	80,5	53	55	46,5	•	•	•	•	LINATE AC	70	77	59	60	57					
CODE SC	99	81	53	48	46	•		•	•	LINZ AC	77	81	53	51	46					•
COZITO SC	72	81	51	51	45			•		LINZ CANE AC	77	81	53	51	46					•
CREMA SC	68	85	58	47	46					LINZ CANE SC	77	81	53	45	46					•
CURRENT AC	75	78	58	57	49			•	•	LINZ SC	77	81	53	45	46					•
CURRENT SC	75	78	58	53	49			•	•	LIV SC	79, 83	82	51	48	50	•				
DA VINCI 01 - 100 SC	94	78	54	48	46					LORY AC	85	81	59	59	48					
DA VINCI 01 - 103 SC	96	78	54	48	46					LOVENA AC	86	81	57	56	48					
DA VINCI 01 - 121 SC	94	78	54	48	46					LOVENA METAL AC	73	81	57	52	49					
DA VINCI 02 - 100 AC	94	77	73	58	46					LOVENA METAL SC	73	80	57	50	49					
DA VINCI 04 - 100 AC	94	86	73	58	46					LOVENA OPEN AC	86	81	57	55	49					
DA VINCI 04 - 102 AC	94	86	73	58	46					LOVENA OPEN SC	86	81	57	55	48					
DA VINCI 04 - 106 AC	96	77	73	58	46					LOVENA OPEN WHEELS AC	96	81	57	55	46					
DAHLIA SC	66	78	57	49	46					LOVENA SC	86	81	57	55	48					
DARFORD AC	87	79	61	55	48					LOVENA WHEELS SC	96	81	57	52	46					
DARFORD OPEN AC	87	79	61	55	48					LUCA AC	72	80	64	62	50			•		
DARFORD WHEELS AC	96	79	61	55	48					LUCA SC	72	80	64	57	50			•		
DAVOS SC	78	82	50	45	47				•	LUX AC	91	76	65	66	50			•		
DUB SC	82	82	50	46	49					LUX SC	91	76	66	62	50			•		
DUETTO SC	173	85	35	40	47		•			LUX SMALL SC	91	76	57	56	50			•		
EAMES PLASTIC CHAIR DSW SC	101	83	55	46,5	43					LUXEMBOURG AC	169	88	57	65	49	•	•			
EDO SC	66, 122	84	64	45	46					LUXEMBOURG SC	169	88	57	52	49	•	•			

	PAGE	h	h	A	h	⌂	✱	Ⓢ	🌿
LUZERN AC	77	85	55	60	51				•
LYN AC	88	83	60	60	47				
MACY AC	167	78	58	60	48	•	•		
MAGDA 00 - 100 SC	95	83	60	57	47				
MAGDA 04 - 100 AC	95	84	63	63	47				
MAGDA 04 - 103 AC	96	84	63	63	47				
MAGDA 04 - 106 AC	96	84	63	63	47				
MAGDA 04 - 110 AC	95	84	63	63	47				
MANADO SC	75	78	54	49	46				•
MANU 04-103 AC	96	76	58	66	47 - 56				
MARAIS AC	170	85	59	53	45.5	•	•		
METZ SC	101	80	49	40	46				
MICHELLE AC	74, 173	80	57	44	47	•	•		
MICHELLE INDOOR AC	74	80	57	59	49				
MICHELLE INDOOR SC	74	80	57	59	47	•	•		
MICHELLE SC	173	80	57	59	47	•	•		
MILA SC	80	80	52	47	50			•	
MINO SC	71	78	57	53	46			•	
MISTER G AC	166	79	54	58	46	•	•		
MODENA AC	93	86	62	56	50				
MODENA SC	93	86	66	56	50				
MOLISE AC	90, 123	76	64	67	48				
MOLISE METAL AC	90	76	64	67	48				
MOLISE SMALL AC	90	77	56	63	52				
MOLISE WHEELS AC	90, 96	87	64	67	59				
MONARCH AC	83	77	60	62	48				
MONZA SC	97	84	52	48	47	•			
NASSAU 533 SC	101	82	49	44	47	•			
NEW YORK AC	167	84	57	57	45	•	•		
NIA AC	76	84	56	63	48				
NIBOR SC	71	78	55	53	48			•	
NOTO SC	168	77	46	42	46	•	•	•	
NOTO TEAK SC	168	77	46	42	46	•	•	•	
NOVALIS AC	83	80	57	58	49				•
NUTA AC	101	79	55	52	45	•	•		
NUTA SC	101, 167	79	55	52	45	•	•		
OBI SC	76	80	51	49	46				
OCALA AC	164	76	47	59	45	•	•		
OLYN SC	68	81	51	44	47			•	
ORBIT AC	68	83	57	62	48			•	
ORBIT SC	68	83	57	62	48			•	
OTIS SC	100	81	52	49	46	•			•
PADDY SC	82	79	54	53	49				
PADOVA AC	93	77	67	60	47				
PADOVA SC	93	81	64	55	50				
PANDA AC	173	81	61	56	44	•	•		
PAPAS 1-01 SC	97	84	56	53	48	•			
PAPAS 2-01 SC	97	84	56	53	48	•			
PAPAS 2-02 AC	97	84	58	57	48	•			
PARMA AC	92	83	65	63	48				
PARMA SC	92	83	58	56	48				
PEBBLE SC	82	80	51	45	48			•	•
PRAAG AC	173	79	66	56	46	•	•		
PRAAG SC	173	79	66	56	46	•	•		
PRIM CONIC AC	89	81	59	60	46				
PRIM SC	89	81	59	54	46				
RADIO SC	70	78	57	52	46				
RAFF SC	82	82	48	56	50				
REUNITED SC	71	77	54	52	46			•	
RILEY AC	67, 105	80	58	57	47	•			
RILEY AC STCK	67	80	58	57	47	•			
RILEY SC	67, 105	80	58	57	47	•			
RODAR SC	70	78	60	54	48				
RODAR WHEELS SC	70, 96	70-83	60	53	40-53				
RODAR WOOD SC	70	78	60	54	48				
ROM AC	88	83	60	56	50				
ROM OPEN AC	88	83	60	56	50				
ROM OPEN SC	88	83	60	56	50				
ROMAN AC	166	79	58	55	45	•	•		
ROMAN ROPE AC	166	79	58	55	45	•	•		
RUMA AC	85	83	67	62	48				
RUSH AC	81	80	53	52	46				•
RUSH SC	81	80	53	43	46				•
S-17 SC	66	80	50	54	46	•		•	
S-17 STCK	66	80	50	54	46	•		•	
SALVO AC	93	77	67	61	46				
SERPENT AC	75	82	52	52	47 49			•	•

	PAGE	h	h	A	h	⌂	✱	Ⓢ	🌿
SPARKY AC	98	84	57	57	47			•	•
SPARKY SC	98	84	57	52	47	•		•	•
SWING AC	85	83	59	55	49				
SWING SC	85	83	59	55	49				
TACO AC	74, 172	79	54	58	46		•		
TACO SC	74, 172	81	54	46	46		•		
TATAMI AC	167	78	62	58	44	•	•		
TONIC AC	69	80	50	54	46			•	
TONIC SC	69	80	50	47	46			•	
TUBE AC	69, 125	80	53	53	47			•	
TUBE SC	69	80	53	50	47			•	
TUBE WOOD AC	69	80	53	53	47			•	
TWINE AC	74, 171	77	65	61	45	•	•		
TYMO AC	78	84	66	57	45				•
TYMO SC	78	84	51	49	45				•
UMEA SC	81	79	52	48	45 46				•
VENICE AC	172	84	49	57	46				
VIC SC	165	77	57	58	45	•	•		
VIGO AC	85	78	55	58	48				•
WALDORF 40 LS	89, 123	40	62	62	40				
WALDORF 46 LS	89, 123	46	62	62	46				
WALDORF AC	89	79	63	68	46				
WOODY SC	82	80	50	46	49				
XAVA AC	164	83	60	57	46	•	•		
YOSHI SC	79, 83	80	53	45	47				•
YUP AC	165	80	55	54	46	•	•	•	
ZEST AC	73	80	55	54	49				
ZEST SC	73	80	55	52	49				
CELESTE AC	75	79	55	54	47				
MONTANA COVER AC	167	80	51	58	46		•		
MONTANA CUSHION AC	167	80	51	58	46		•		
25.25 LAC	125	63	81	63	41			•	
51880 HB	139	130	65		80				
51980 B	139	95	65		46				
51981 - 59198 B	139	95	65		46				
51984 B	139	95	65		46				
51990 B	139	120	70		47				
51991 B	139	120	70		46				
51992 B	139	120	70		46				
52016 B	139	95	70		47				
52017 B-1	139	92	75		47				
52019 B	139	95	72		46				
52025 B	139	95	66		47				
AIKO LAC	120	77	75	74	47				
ANCONA LSC	93	73	77	76	38				
AREA B	177	91	46	140	45		•		
AREA CORNER B	177	91	46	78	45		•		
AREA HB	177	125	66	140	80		•		
ARGAN LAC	91, 124	66	72	80	43				
ASTRO LSC	132	95	80	77	40				
ATHOS LAC	125	73	68	67	42				
ATHOS LBA	125	73	68	140	42				
BABETTE LSC	124	76	62	60	45				
BALMORAL LBA	131	79	95		41				
BARCA CORNER LB	176	77	76	76	45	•	•		
BARCA LB	176	77	76	76	45	•	•		
BARCELONA B	127	85	69		49				
BISCUIT LS	69, 106	58	43	43	46			•	
BLISS 05 - 100 HIGH LAC	94	100	70	69	42				
BLISS 05 - 100 LOW LAC	95	79	70	69	42				
BLISS 09 - 100 B	94	80	61	127	48				
BOB LAC	123	75	64	70	47				
BOB LARGE LAC	123	79	70	82	44				
BUMPER B	126	83	68	120	47				
BUMPER CORNER B	126	83	68	68	47				
BUMPER MB	126	96	68	120	60				
CALYPSO HIGH LSC	175	150	88	89	45		•	•	
CALYPSO LOW LAC	175	71	63	64	45		•	•	
CANNES B	171	89	53	120	45		•		
CAVE 3 180 B	128	138	75	180	46				
CAVE 3 220 B	128	138	75	220	46				
CAVE 4 220 B	128	138	75	220	46				
CHLOE M935 WUU CR LSC	84, 120	75	63	62	43				
CLEO M935 UU ST LSC	120	75	63	62	43				•
CLEO M935 WUU LSC	84	75	63	62	43				•
CLUBHOUSE 2P B	142	222	228	80	45				
CLUBHOUSE 2P HB	142	257	228	80	80				

SEATING

	PAGE	H	H	A	H	☞	✱	Ⓢ	🔄
CLUBHOUSE 2P MB	142	237	228	80	60				
CLUBHOUSE 4P B	142	222	228	160	45				
CLUBHOUSE 4P HB	142	257	228	160	80				
CLUBHOUSE 4P MB	142	237	228	160	60				
CLUBHOUSE 6P B	142	222	228	240	45				
CLUBHOUSE 6P HB	142	257	228	240	80				
CLUBHOUSE 6P MB	142	237	228	240	60				
COCON LSC	128	133	73	96	43				
COLUMBUS LOW LAC	121	89	78	75	45				
COTTON END LBA	132	93	104	128	45				
COTTON HOCKER	132	45	104	104	45				
COTTON LB	132	75	104		45				
CURRENT LAC	75	92	78	61	43			•	•
DA VINCI 05 - 100 LOW LAC	94, 122	80	83	60	41				
DANAS LAC	120	85	90	72	45			•	
DARFORD LAC	87, 122	76	72	67	42				
DARFORD LBA	122	76	72	130	42				
DAUPHINE LBA	131	80	90	217-500	46			•	
ECLIPSE 177 LBA	101	74	108	177	42			•	
ECLIPSE 220 LBA	130	74	108	220	42			•	
ECLIPSE LAC	130	74	108	87	42			•	
EPOQUE B	139	120	85		46				
FALKOR END B	129	90	70	90	46				
FALKOR END LB	129	90	77	80	41				
FALKOR LB	129	90	77	90	41				
FALLON LAC	91, 124	76	72	76	43				
FEATHERTON LAC	121	96	80	72	38				
FIOLI LAC	70, 125	76	64	66	43			•	
GELATO LAC	125	86	72	84	43			•	
GERLIN B	65, 126	79	53	140	46			•	
GERLIN HB	65, 126	113	53	140	80			•	
GERLIN LAC	64	74	65	68	41			•	
GIBBY LSC	123	79	86	82	45				
GIROLA LAC	169	75	71	65	40	•	•	•	
HONOLULU LSC	172	89	105	59	41		•		
JACKSON LAC	125	82	74	87	43				
JOSEPHINE LBA	131	88	80	160-270	44			•	
KESY 05 - 100 LOW LAC	122	82	68	70	42				
KESY 09 - 100 B	122	81	64	128	45				
LARS LAC	120	78	66	62	41			•	
LEVI LAC	165	80	69	72	40	•	•		
LILY LSC	123	69	62	62	44				
LILY WOOD LSC	123	69	62	62	44				
LINDGREN LAC	121	84	76	67	45			•	
LOBBY LB	130	70	90		40				
LOEFF B	126	81	60		46				
LOEFF ECO OUTDOOR B	177	86	64		47		•	•	
LOEFF HB	126	116	66		80				
LOEFF IROKO OUTDOOR B	177	86	64		47		•		
LOEFF IROKO OUTDOOR HB	177	120	70		80		•		
LOVENA BA	87, 122	81	57	130	46				
LOVENA LAC	87, 122	75	72	67	42				
LOVENA LBA	87, 122	76	72	130	42				
LUX LAC	123	71	70	73	45			•	
LUX LBA	91	72	70	140	44			•	
LUXEMBOURG LAC	169	72	87	69	41	•	•		
MADELEINE BA	134	81	70		48				
MADRID BA	127	84	69		49				
MADRID LBA	127	78	80		42				
MAGDA 05 - 100 HIGH LAC	122	97	74	70	41				
MAGDA 05 - 100 LOW LAC	95, 122	77	69	70	41				
MIDTOWN B	129	90	74		47				
MODENA LAC	122	80	76	70	44				
MODULAR LB 1-SEATER	133	73	75	75	41				
MODULAR LB 1-SEATER HOCKER	133	41	75	75	41				
MODULAR LB 2-SEATER	133	73	75	125	41				
MODULAR LB 2-SEATER ARMREST LEFT	133	75	75	150	41				
MODULAR LB 2-SEATER HOCKER	133	41	75	125	41				
MODULAR MEDIUM B	133	79	80	130	46				
MODULAR XL 138 B 1-SEATER LEFT	133	138	110	100	46				
MODULAR XL 138 B 1-SEATER RIGHT	133	138	110	100	46				
MODULAR XL 170 B 2-SEATER LEFT	133	170	110	140	46				
MODULAR XL 170 B 2-SEATER RIGHT	133	170	110	140	46				
MOMA BA	130	80	64		45				
NIRVANA 05-125 LOW LAC	125	84	90	93	42				
NIRVANA 124 HIGH LAC	125	114	95	90	41				

	PAGE	H	H	A	H	☞	✱	Ⓢ	🔄
NOLIA B	127	85	70	140	47				
NOODLE LAC	121	77	68	81	45			•	
NURA LAC	121	78	67	69	47				
OLLE QUARTER B	178	92	110		45			•	
ORIGA BA	134	111	69	80-100-120	47				
ORIGA BA END LEFT	134	111	69	84-104-124	47				
ORIGA BA END RIGHT	134	111	69	84-104-124	47				
OSO B	133	125	75	184-409	48			•	
OSO LAC	133	75	80	100-220	40			•	
OWEN LSC	124	75	72	72	43				
OWEN LSC SWIVEL	124	75	72	72	43				
PAPAS 05 LSC	97, 125	84	75	67	44				
PAPAS 05 XL LSC	97, 125	83	75	85	44				
PARMA LAC	122	76	72	68	46				
PEBBLE LSC	82, 120	71	61	54	43			•	•
POLAR B	178	91	46	140	45			•	
POLAR CORNER B	178	91	46	78	45			•	
POLAR HB	178	125	66	140	80			•	
RADIO LSC	125	74	66	64	41				
ROCCO LBA	131	78	90		42				
RUMA LAC	85	73	72	72	42				
SALVO LAC	93	76	73	71	45				
SAVOIR B	126	88	69	100 - 180	48				
SEVILLA B	176	85	70	140	48			•	
SEVILLA QUARTER B	176	85	120	120	48			•	
SHIMA 110 LS	132	70	110	110	47				
SHIMA 38 LS	132	47	38	38	47				
SHIMA 65 LS	132	70	65	65	47				
SIGRID LAC	121	77	75	68	48				
SIGRID LSC	121	77	75	68	48				
SIX LAC	121	76	74	70	45				
SIX LBA	121	76	73	130	47				
SOHO CLUB 120 B	129	85	75	75	49				
SOHO CLUB CORNER B	129	85	75	75	49				
SOHO DINER 120 B	129	100	67	120	49				
SOHO DINER END 90 B	129	100	67	90	49				
SOHO LB	129	73	82	82	41				
SONAR B	127	86	62	per m	46				
SONAR HB	127	120	62	per m	46				
TAPE END LEFT BA	174	84	74	140	48			•	
TAPE END RIGHT BA	174	84	74	140	48			•	
TAPE LAC	174	78	84	90	43			•	
TAPE LBA	174	78	74	140 - 160	43			•	
TAPE QUARTER B	174	84	117	117	48			•	
TEMPO REC LS	132	45	42	85	45				
TEMPO RND LS	132	45	39	39	45				
TEMPO RND MS	132	60	39	39	60				
TEMPO RND XL LS	132	45	66	66	45				
TEMPO SQ HS	132	42	80	80	42				
TEMPO SQ LS	132	45	42	42	45				
TEMPO SQ MS	132	60	42	42	60				
TEMPO SQ XL	132	45	80	80	45				
TERRA 2-SEATER BA	175	83	72	140	46			•	•
TERRA B	175	83	72	140	48			•	•
TERRA END LEFT B	175	83	72	140	48			•	•
TERRA END RIGHT BA	175	83	72	140	48			•	•
TERRA LBA	175	77	72	140	40			•	•
TERRA QUARTER BA	175	83	117	117	46			•	•
TRUMAN LAC	125	102	102	74	37				
TWIST LSC	74, 172	93	69	70	36			•	
VALENCIA B	127	85	69		49				
VARSO CORNER LBA	132	75	90	90	43				
VARSO LB	132	75	90	65	43				
VELVET LBA	132	83	91		47				
WALDORF LAC	89, 122	78	69	74	42				
WILSON LAC	125	82	70	67	40				
XAVA LAC	164	76	72	70	37	•	•		
YARA LSC	124	74	67	64	46				
16/C HS	77, 115	108	52	43	74				
351 HS	78, 115	114	41	41	79				
505-80 HS	114	80	47	47	80				•
550 HS	113, 172	119	51	46	80			•	•
9208 HS	114	80	49	49	80				•
AAS 32 HS	101	85	48	50	74				
AAS 38 HS	107	85	48	50	74				
ANCONA HS	93, 104	105	52	53	77				

	PAGE	h	h	A	h	⚡	✱	Ⓢ	🌀
ARCADIA HS	113, 168	100	57	58	81	•	•	•	
ARIK HS	78, 115	105	48	49	78	•		•	•
ARIK MS	78	85	48	49	58	•		•	•
BISCUIT HS	106	93	46	39	80			•	
BISCUIT HS-WB	69, 106	80	46	39	80			•	
BISCUIT HS-WB	106	80	46	39	80			•	
BISCUIT LSC	69	58	43	43	46			•	
BISCUIT MS	106	73	45	43	60			•	
BISHOP 04 HS	87, 117	113	61	57	81				
BISHOP HS	87, 117	113	61	57	81				
BOCACIO 04 HS	105	113	56	60	82				
BOCACIO 05 HS	105	113	56	60	82				
BOCACIO 06 HS	105	113	56	60	82				
BRIGHTON HS	66, 110	105	51	43	80				
CANU HS	76, 114	80	40	40	80			•	•
CANU SOFT HS	76, 114	80	40	40	80			•	
CARDIFF HS	114	80	36	36	80				
CELESTE HS	75, 112	111	47	45	80			•	
CHESTER HS	80, 115	113	56	51	80 82			•	•
CHLOE M934 WUU CR HS	84, 115	110	57	47	78				
CIRCL 04 HS	73, 104	113	68	63	80			•	
CIRCL HS	73, 81, 104	113	68	63	80			•	
CLEO M934 WUU HS	84	110	57	47	78				•
CODE HS	99, 106	80	45	45	80			•	•
COZITO HS	72, 109	112	51	51	80			•	
DA VINCI 07 - 101 HS	94, 117	110	53	46	78			•	
DA VINCI 07 - 108 HS	94, 117	110	53	46	78			•	
DAHLIA HS	66, 109	111	57	49	80			•	
DAHLIA MS	109	91	57	49	60				
DARFORD 04 HS	87	110	55	49	80				
DARFORD LOW 04 HS	116	96	55	49	80				
DARFORD LOW BACK 01 HS	116	96	55	49	80			•	
EDO HS	66, 110	110	55	40	80			•	
ELIA HS	70, 108	108	56	46	81				
EVORA HS	75, 112	112	57	51	80			•	
FINN HS	79	101	49	45	78				•
FIOLI HS	70, 111	115	63	62	80			•	
FLASH HS	81, 115	105	55	43	81			•	•
FLASH HS-WB	81	81	55	43	81			•	
FLASH MS	115	84	55	43	60			•	
FLASHY HS	115	80	39	39	80			•	
FLASHY MS	115	60	39	39	60			•	
GELATO WOOD HS	92	112	55	48	79			•	
GERLIN HS	64, 108	112	53	47	80			•	
GERLIN HS-WB	108	82	53	48	82			•	
GERLIN MESH HS	65, 108	112	53	47	80			•	
GERLIN MS	108	92	51	43	60			•	
GERLIN MS-WB	108	60	53	47	60			•	
GERLIN PLYWOOD HS	65, 108	80	53	47	80			•	
GIROLA HS	113, 169	106	56	52	80	•	•	•	
HAGAS HS	81, 110	107	51	44	80			•	•
HANNAH HS	107	80	41	41	80			•	
JODY HS	67, 110	106	51	40	83				
KELVIN HS	107	80	43	43	80				
KESY 07 - 101 HS	94	100	59	55	73				
LINZ CANE HS	77, 115	107	50	44	77				•
LINZ HS	77, 114	107	50	44	77				•
LITA 01 HS	111	80	40	40	80				
LIVERPOOL HS	107	80	47	47	80				
LOOP HS	111	104	50	52	80			•	
LOVENA HIGH BACK 04 HS	86	118	58	49	81				
LOVENA HIGH BACK HS	86, 117	112	58	49	81				
LOVENA LOW BACK 01 HS	116	98	58	51	80				
LOVENA LOW BACK 04 HS	116	98	58	51	80				
LOVENA LOW BACK HS	86, 117	98	58	51	80				
LOVENA LOW BACK METAL 01 HS	86	98	58	51	80				
LUX 04 HS	104	104	64	62	80				
LUX HS	91, 104	104	64	62	80			•	
LUXEMBOURG HS	169	103	55	45	80	•	•		
MANADO HS	75, 112	111	55	49	80				•
MANADO INDOOR HS	112	111	55	49	80				•
MICHELLE HS	74, 113, 173	111	54	42	80		•		
MICHELLE INDOOR HS	113	111	54	42	82				
MILA HS	80	106	54	47	80			•	
MINO HS	110	110	59	53	85			•	
MODENA HS	93, 104	109	56	54	80				








	PAGE	h	h	A	h	⚡	✱	Ⓢ	🌀
MODUS HS	111	106	50	50	80				
MOLISE 05 HS	91	107	57	63	80				
MOLISE 06 HS	91, 105	107	57	63	80				
MOLISE HS	91, 105	107	57	63	80				
MORETTI HS	108	80	36	46	80				•
NASSAU 573 HS	101, 113	93	56	46	76	•	•		
NIBOR HS	71, 109	105	53	53	81				•
NUTA HS	101, 167	102	47	48	78	•	•		
NUTA HS	113	102	47	48	78	•	•		
OCALA HS	113, 164	104	56	56	80		•		
OLYN HS	68, 108	111	50	43	80				•
OLYN HS-WB	68	80	50	43	80				•
OLYN HS-WB	108	80	41	41	80				•
ORBIT HS	68, 111	106	58	52	80				•
PADDY HS	82	110	53	51	81				
PADOVA HS	93, 104, 106	103	57	53	79				
PAPAS 2-07 HS	97, 110	101	55	53	75	•			
PARMA HS	92, 117	109	57	52	80				
PEBBLE HS	82, 115	107	56	46	80				•
PEBBLE HS-WB	82, 115	80	56	46	80				•
PRIM CONIC HS	89	103	55	52	80				
PRIM HS	89	103	55	52	80				
RADIO HS	70, 109	107	52	47	80				
REUNITED HS	71, 105	110	54	52	80				•
REVOLVER HS	107	76	34	34	76				
RILEY HS	67, 109	109	60	55	80				
RODAR HS	70, 117	107	55	53	80				
ROM HS	88, 117	108	60	49	80				
S-17 HS	108	115	62	54	78	•		•	
SAKURA HS	114	80	35	35	80				
SALVO HS	93, 104	103	58	54	79				
SPARKY MS	110	92	55	52	60				•
STUDENT HS	108	108	55	49	80	•			
STUDENT MS	108	88	55	49	60	•			
TACO HS	74, 113, 172	101	46	43	80		•		
TONIC HS	69, 109	111	50	48	80				•
TUBE HS	69, 110	106	49	44	80				•
TWINE LS	75, 171	46	40	40	46		•		
TYMO HS	78, 115	111	49	48	78				•
UMEA HS	81, 85, 115	110	54	48	80				•
VARESE HS	107, 173	80	48	48	80		•		
VARESE LS	107, 173	46	35	35	46		•		
VIENNA LS	71	48	45	45	48				
WALDORF 01 HS	104	109	57	49	80				
WALDORF 04 HS	89, 104	109	57	49	80				
WALDORF HS	89, 104	109	57	49	80				
XAVIER HS	107	75	44	44	75	•			
XAVIER LS	107	45	40	40	45	•			
YOSHI HS	79, 83	107	49	46	80				
ZEST HS	73, 110	112	55	54	80				
ZEST HS-WA	73, 110	112	55	52	80				
ABBAY 05 HS	114	81	50	50	81				
ABBAY 06 HS	114	81	50	50	81				
BISHOP 05 HS	116	114	60	55	81				
BISHOP 06 HS	87, 117	114	60	55	81				
CIRCL 05 HS	73	114	68	63	81				•
CIRCL 06 HS	73, 104	114	68	63	81				•
DARFORD LOW 05 HS	87, 116	96	55	49	80				
DARFORD LOW 06 HS	87, 116	96	55	49	80				
DARFORD LOW HS	87	96	55	49	80				
HUB 05 HS	90, 105	109	54	57	80				
HUB 06 HS	90, 105	109	54	57	80				
HUB 06 HS	105	109	54	57	80				
LEVI HS	113, 165	111	56	55	80	•	•		
LOVENA HIGH BACK 06 HS	117	120	71	52	81				
LOVENA LOW BACK 05 HS	116	102	58	52	81				
LOVENA LOW BACK 06 HS	116	102	58	52	81				
LUX 05 HS	91, 104	104	64	62	80				•
LUX 06 HS	91, 104	104	64	62	80				•
RODAR 04 HS	70, 117	110	55	53	81				
RODAR 05 HS	70, 117	110	54	54	81				
RODAR 06 HS	71, 117	110	54	54	81				
SPARKY HS	98, 110	112	55	52	80				•
STAN HS	107, 165	80	39	39	80		•		
WALDORF 05 HS	89	110	57	50	82				
WALDORF 06 HST	89, 104	110	57	50	82				

TABLE BASES








	PAGE	I	I	I	☞	✱	Ⓢ	🔄
BALLET HTB	154	107	ø 50	- ø 90			•	
BALLET LTB	154, 159	37						
BALLET TB	54	73	ø 60	- ø 140			•	
CAPSULE 2 TB	148	73	75x40	140x80			•	
CAPSULE LTB	148	44	ø 32	- ø 60			•	
CAPSULE RND 45 TB	148	73	ø 45	ø 80 80x80			•	
CAPSULE RND 60 HTB	148	107	ø 60	ø 90 80x80			•	
CAPSULE RND 60 TB	148	73	ø 60	ø 120 100x100			•	
CAPSULE SQ 40 HTB	148	107	ø 40	ø 70 70x70			•	
CAPSULE SQ 40 TB	148	73	40x40	ø 80 80x80			•	
CONIC TB	155	74	100	250				
DOBLO 45 TB	150	73	ø 45	ø 80 80x80				
FLAT ADJUSTABLE RND 60 TB-HTB	151	73 - 107	ø 60	ø 90 90x90				
GENT 2 TB	182	72		110-130		•		
GENT 3 TB	182	72		60-70		•		
GENT 4 HTB	182	107		70-80		•		
GENT 4 TB	182	72		70-80		•		
GENT 5 TB	182	72	90	90		•		
HANNAH LTB	159	43	55	55				
KURA LARGE LT	159	44	30	60-80				
KURA SMALL LT	159	37	45	40-50				
MEMPHIS 2 TB	149	73	75x40	140x80				
MEMPHIS RND 45 HTB	148	107	ø 45	ø 70 70x70				
MEMPHIS RND 45 TB	148	73	ø 45	ø 80 80x80				
MEMPHIS RND 60 TB	148	73	ø 60	ø 120 100x100				
MEMPHIS SQ 40 HTB	148	107	40	ø 70 70x70				
MEMPHIS SQ 40 TB	148	73	40	ø 80 80x80				
MERA LARGE LT	159	47	36	40				
MERA PLECTRUM LT	159	37	59x51	-				
MERA SMALL LT	159	37	72	80				
NEW YORK HTB	180	110		80		•		
NEW YORK TB	180	76		80		•		
PILON LTB	154, 159, 183	37	46	ø 50 ø 70		•		
PILON OUTDOOR LTB	183	37	46	ø 50 ø 70		•		
PIRAN 2 TB	152	73		120x80				
PIRAN LARGE TB	152	73		ø 80 80x80				
PIRAN SMALL TB	152	73		ø 70 70x70				
PRIMO HIGH LTB	159	50		ø 40				
PRIMO LOW LTB	159	40		ø 80				
PUC HIGH LT	159	50		ø 38				
PUC LOW LT	159	40		ø 38				
STABLETABLE RISE FLIPTOP TB	181	72		ø 70 70x70	•	•		
STABLETABLE RISE TB	181	72		ø 70 70x70	•	•		
STEEL HTB	155	111	78-98	78-298				
TIPI HTB	157, 180	110 (220)	95	140x80 - 240x100	•		•	
TIPI MTB	157	90 (220)	95	140x80 - 240x100	•		•	
TIPI TB	157, 180	76 (220)	95	140x80 - 240x100	•		•	
AMELIE 2 HTB	149	107	40x75	120				
AMELIE 2 TB	149	73	40x75	120				
AMELIE RND 45 HTB	149	107	45	ø 70 70x70				
AMELIE RND 45 TB	149	73	45	ø 90 80x80				
AMELIE RND 60 HTB	149	107	60	ø 90 80x80				
AMELIE RND 60 TB	149	73	45	ø 120 100x100				
AMELIE SQ 40 HTB	149	107	40	ø 70 70x70				
AMELIE SQ 40 TB	133, 148	73	40	60-80				
AMELIE SQ 60 HTB	149	107	60	ø 90 80x80				
AMELIE SQ 60 TB	149	73	60	ø 100 100x100				
BELL TB	150	73	40	70				
BONITA RND HTB	151	107	ø 40	ø 70 70x70				
BONITA RND TB	151	71	ø 40	ø 70 70x70				
BONITA SQ HTB	151	107	40x40	ø 70 70x70				
BONITA SQ TB	151	71	40x40	ø 70 70x70				
DOBLO 45 HTB	150	107	ø 45	ø 70 70x70				
DOMINIQUE-2 TB	152, 183	71		120x80		•		
DOMINIQUE-3 TB	152, 183	71		ø 70 70x70		•		
DOMINIQUE-4 TB	152, 183	71		ø 80 80x80		•		
FACTORY OVAL TB	154	73	100 - 120	200-300				
FACTORY TB	154	70	100	-300				
FLAT 9410 TB	150	73	45	ø 80 80x80				
FLAT 9414 HTB	150	107	60	ø 70 70x70				

	PAGE	I	I	I	☞	✱	Ⓢ	🔄
FLAT 9430 TB	150	73	60	ø 120 100x100				
FLAT 9440 TB	151	73	40	ø 80 80x80				
FLAT 9462 TB	151	73	75x40	120				
FLAT 9470 TB	151	73	60x40	110				
FLAT 9480 TB	150	73	82	ø 140 130x130				
FLAT 9490 TB	151	73	60	ø 120 100x100				
FLAT ADJUSTABLE SQ 60 TB-HTB	151	73 - 107	60	ø 90 90x90				
LIBERTY 4200 TB	149	73	40	60-80				
LYON-3 HTB	152, 183	107		ø 60 60x60			•	
LYON-3 TB	152, 183	72		ø 70 70x70			•	
LYON-4 TB	152, 183	72		ø 80 80x80			•	
MAMBO-2 TB	153, 182	72		120x80			•	
MAMBO-3 HTB	182	107		60-70			•	
MAMBO-3 TB	153, 182	72		ø 70 70x70			•	
MAMBO-4 TB	153, 182	72		ø 80 80x80			•	
MAMBO-5 TB	182	72		90-120			•	
NANO RND TB	150	73	45	70				
OCTA-2 TB	151	72		130x80				•
OCTA-4 ENLARGED TB	151	72		ø 80 80x80				•
OCTA-4 TB	151	72		ø 70 70x70				•
PILON HTB	154	107		ø 70 70x70				
PILON LARGE TB	154, 183	73	79	ø 140 120x120				
PILON OUTDOOR LARGE TB	183	73	79	ø 140 120x120		•		
PILON OUTDOOR SMALL TB	183	73	45	ø 90 80x80		•		
PILON RECT LARGE TB	154	73	195x55	300x140				
PILON RECT SMALL TB	154	73	155x60	240x100				
PILON TB	154, 183	73	45	ø 90 80x80				
PINTO HTB	153, 182	107		ø 60 60x60			•	
PINTO TB	153, 182	73		ø 70 70x70			•	
PROFESSIONAL 4580 TB	155	73	80	140-200				
S-17 TB	66, 155	74		120x80 220x100				•
SPEEDO-3 HTB	153, 183	110		ø 70 60x60				
SPEEDO-3 TB	153, 183	73		ø 70 70x70	•	•		
SPEEDO-4 HTB	153, 183	110		ø 70 70x70	•	•		
SPEEDO-4 TB	153, 183	73		ø 80 80x80	•	•		
STABLETABLE HTB	153, 181	108		ø 70 70x70	•	•		
STABLETABLE LARGE TB	153, 181	70		ø 120 100x100			•	
STABLETABLE MEDIUM TB	153, 181	70		ø 80 80x80			•	
STABLETABLE NOUVEAU TB	152, 181	70		ø 70 70x70	•	•		
STABLETABLE SMALL TB	153, 181	70		ø 70 70x70	•	•		
STEEL TB	155	76	68-88	68-138				
TOM HTB	155, 180	107		180 - 300				
TRUMPET 4840 TB	149	73	56	120				
VIDA RND HTB	150	73	45	ø 70 70x70				
VIDA RND TB	150	70	45	ø 80 80x80				
VIDA SQ HTB	150	73	40	ø 70 70x70				
VIDA SQ TB	150	70	40	ø 80 80x80				
VIDA WOOD RND HTB	150	110	45	ø 70 70x70				
VIDA WOOD RND TB	150	73	45	ø 80 80x80				
VIDA WOOD SQ HTB	150	110	40	ø 70 70x70				
VIDA WOOD SQ TB	150	73	40	ø 80 80x80				
YPSILON 4790 TB	152, 182	73		60-70	•	•		
YPSILON 4794 HTB	152, 182	110		60			•	

TABLES

	PAGE							
DAISY LT	159, 184	40		ø 43		•		
JOY LT	159	62		ø 40				
MODULAR LT	133	72	40	50				
PLUS LT	159, 184	43	42	42		•	•	
SALAMANCA RND T	179	75	168	168	45	•		
STRATOS RND T	179	76	246	253		•	•	
SVEN LARGE LT	159, 184	36	90	90		•		
SVEN OVAL LT	159, 184	36						
SVEN SMALL LT	159, 184	48	50	50		•		
AREA T	177	59		40		•		
ARON LT	159	37	33	33				
BARK HT	156	110	100	300-500			•	
BIRDCAGE LARGE LT	159	42	62	62				
BIRDCAGE SMALL LT	159	42	47	47				
BJORN LARGE LT	159	48	70	70				
BJORN SMALL LT	159	38	50	50				
BREWER T	158	76	100	200-300				•
DENTRO 4P T	157, 179	76	173	140	46	•	•	
DENTRO 8P T	157, 179	76	173	220	46	•	•	
DUETTO T	173	76	60	60		•		
FLAG LT	159, 184	52	38	37		•		
FORGE T	158	76	80-100	200-300				•
LEGS T	158	76	80-100	120-300				•
MAGNUS T	156	76	ø150-180 100-120	ø150-180 200-450				•
MAGNUS WOOD T	156	76	ø150-180 100-120	ø150-180 200-450				•
MISTRESS HT-H	158	110	80-90	80-250				
MISTRESS T	158	75	70-120	70-250				
OMNIA T	158	76	70-80	130-160				
ORION T	154, 155	71	137 en 157	77				
PICK UP LT	159, 184	56	52	52		•		
SALAMANCA T	179	75	200	182	45	•		
SOREN 40 LT	159	40	nvt	50				
SOREN 50 LT	159	50	nvt	50				
STEEL HT	180	111	78-98	78-298		•		
STEEL T	180	76	68-88	68-138		•		
TREE T	156	76	100	100-500		•		

OTHERS

	PAGE							
ALLEGRO TROLLEY	100							
BLOOM PLANTER	184	100	41	120			•	
BOTANIA PLANTER	184	100	28	119			•	
FLORENCE	143	188	50	50				
NOMAD TROLLEY	184	105	63	113			•	
OLLE QUARTER B CUSHION	178							
OMNIA TROLLEY	158							
OTIS TROLLEY	100							
PESO	184							
RIO PILLOW CASE	184	80	73	139			•	
SERVICE TROLLEY	184	180	77	150				
SERVO TROLLEY	184	114	74	147			•	
SUN SB	184	34	207	59	34		•	
TACTILE HIGH 100	143	200	35	100				
TACTILE HIGH 150	143	200	35	150				
TACTILE HIGH 200	143	200	35	200				
TACTILE HIGH 250	143	200	35	250				
TACTILE LOW 100	143	82	35	100				
TACTILE LOW 150	143	82	35	150				
TACTILE LOW 200	143	82	35	200				
TACTILE LOW 250	143	82	35	250				
TACTILE MULTIBOARD	143	199	45	162				
TACTILE TRIBUNE	143	160	35	100	46			
TACTILE TRIBUNE STAIRS	143	54	35	50				
TERRA QUARTER COVER B	175							
VERJO RND	184	250					•	
VERJO SQ	184	250					•	
BLOOM WALL	184	161	45	126			•	
GESTU	143	185	45	45				
POWER SOCKET ELEMENT 2 USB	142		4,5	20,1				
POWER SOCKET ELEMENT 3 USB C	142		4,5	26				
PUK WIRELESS CHARGER	142		5	ø 8				
PUK WIRELESS CHARGER HDMI HUB	142		5	16,8				
TERRACE CHAIN SET	184							



All shown pictures can deviate from reality. Variations possible to actual finish and sizes. Misprints or printing errors with reservation. The products in our collection are available in different versions. Discover the possibilities at www.satelliet.net

LOOK & FEEL

COLLECTION 2026





SATELLIET®

hospitality furniture

Satelliet hospitality furniture

BREDA | THE NETHERLANDS | HEAD OFFICE

+31 76 522 53 10 • www.satelliet.net



SATELLIETHOSPITALITYFURNITURE

THE NETHERLANDS

Amsterdam

tt. Melissaweg 43
1033 SP Amsterdam
Tel.: +31 20 633 51 88

Dalfsen

Korenstraat 71
7722 RS Dalfsen
Tel.: +31 529 43 53 35

Breda

Haagweg 241-243
4812 XD Breda
Tel.: +31 76 522 53 10

Proud partner of

Inspirium Breda
Inspirium Amsterdam
www.inspirium.nl

Satelliet international

Belgium

Satelliet Belgium BVBA
www.satellietbelgium.be

Norway

Satelliet Norge AS
www.satelliet.no

Germany

Satelliet Deutschland
www.satelliet.de

Switzerland

Satelliet Schweiz
www.satelliet.ch

Luxembourg

Satelliet Luxembourg
www.satelliet.lu

United Kingdom

Satelliet-UK
www.satelliet.co.uk

International partners

Estonia

Nord Interactives
www.nord-interactives.com

Finland

Modeo Oy
www.modeo.fi

Sweden

Resize Design
www.resizedesign.se