

Bible Pathway
Adventures

The
**Kingdom
Character**
Series

PERSEVERANCE

A BIBLE-BASED WORKBOOK



GRADES 3-6

◇◇ Introduction ◇◇

Welcome to Perseverance: A Bible-based Workbook for Grades 3-6. This Bible-based Unit Study helps students explore the meaning of perseverance through Proverbs 24:16 and the story of Nehemiah 1:1-4:23, where Nehemiah leads the rebuilding of the wall of Jerusalem. With a complete lesson plan, a child-friendly Bible story, fun worksheets, creative writing activities, puzzles, map work, hands-on activities, and a full answer key for educators, students will learn how trusting God, working hard, and refusing to give up can lead to success. They will also discover that the Bible is not just a book of ancient history, but a guide for how they can live their lives today.

Bible Pathway Adventures helps parents and educators teach children the biblical faith in a fun and creative way. We do this through our illustrated Bible storybooks, workbooks, and printables, all available on our website at www.biblepathwayadventures.com.

Thank you for purchasing this workbook and supporting our ministry. Every resource you buy helps us continue providing Classroom Packs and discipleship resources to families and mission teams around the world.

The search for Truth is more fun than Tradition!



❖❖ Table of Contents ❖❖

Perseverance

Lesson plan: Proverbs 24:16 and the story of Nehemiah rebuilding the wall of Jerusalem	5
Bible quiz: Rebuilding the wall	7
Bible word search puzzle: Rebuilding of Jerusalem	8
Map activity: From Persia to Jerusalem	9
What's the Word: Rebuilding with Courage.....	10
Coloring page: Nehemiah 2:18.....	11
Bible craft: Help Nehemiah build a wall.....	12
Worksheet: Perseverance in action	15
Creative writing: Rebuilding the wall.....	16
Worksheet: My Bible notes.....	17
Answer Key	18
Discover more Workbooks!.....	19

**Lesson
Plan for:**

Perseverance

(Proverbs 24:16)

1. Lesson objectives:

During this lesson, students will:

- * Explain what perseverance means and describe Proverbs 24:16 in their own words.
- * Describe how Nehemiah showed perseverance while rebuilding Jerusalem's wall.
- * Identify ways they can keep going and trust God when life feels difficult.

2. Introduction:

Begin the lesson by asking students, "What do you do when something is hard and you feel like giving up?" and "Why is it important to keep trying when problems come?" Explain that perseverance means continuing faithfully when challenges arise. It means not quitting when a task is difficult. In today's lesson, students will learn how a man named Nehemiah trusted God and led the people to rebuild Jerusalem's wall even when others tried to stop them.

3. Bible memory verse:

"For the righteous falls seven times and rises again, but the wicked stumble in times of calamity."
(Proverbs 24:16)

4. Review key vocabulary:

- **PERSEVERANCE:**
Continuing faithfully and not giving up when things are difficult.
- **JERUSALEM:**
The main city of Judah.
- **WALL:**
A strong barrier built around a city for protection and safety.
- **NEHEMIAH:**
An Israelite servant of the Persian king, King Artaxerxes.
- **ARTAXERXES:**
The king of Persia who gave Nehemiah permission to rebuild Jerusalem.

Object lesson idea

Build a small wall using blocks, books, or cups. While building, gently remove pieces or place obstacles in the way. Explain that rebuilding Jerusalem's wall was difficult, but Nehemiah and the people kept working. Perseverance means continuing even when problems come.



5. Read Nehemiah 1:1-4:23, or read the Bible story below:

Long ago, the city of Jerusalem was in trouble. Its wall had been broken down, and its gates had been burned with fire. The Israelites who had returned there were in great trouble. Without a wall, they were unsafe. Nehemiah, an Israelite from one of the twelve tribes of Israel, was living far away in Persia, where many Israelites from the tribes of Judah, Benjamin, and Levi were living after the Babylonians had taken them captive. God had warned His people that if they continued in idolatry and spiritual adultery (worshiping other gods), they would be removed from the land. And so it happened. The people were first taken into exile to Babylon. Later, Babylon was conquered by the Medes and Persians, and the Israelites came under Persian rule. Nehemiah lived during that later time in the Persian Empire. There, he served as cupbearer to King Artaxerxes. When Nehemiah heard the news about Jerusalem, he sat down and wept. He prayed to God and asked for help. Later, he spoke to the king and asked permission to return to Jerusalem and rebuild the wall. God gave him favor, and the king said yes. He even sent letters and supplies to help him. When Nehemiah arrived in Jerusalem, he inspected the broken wall at night. Then he encouraged the people by saying, "Let us rise up and build." So the people began working together. But not everyone was happy. Enemies mocked them and tried to frighten them. Nehemiah prayed to God and told the people to keep working. Some built with one hand and held a weapon in the other. Others stood guard while the builders worked. Even when danger and discouragement came, Nehemiah did not quit. He trusted God and kept leading the people. Because of perseverance, the wall was rebuilt, and Jerusalem became stronger again.



6. Let's discuss:

1. What does perseverance mean?
2. How did Nehemiah respond when he heard about Jerusalem's broken wall?
3. Why did Nehemiah pray before taking action?
4. Name Nehemiah's enemies and explain how they tried to stop the work.
5. Explain the meaning of Proverbs 24:16 and describe one way you can demonstrate perseverance in your daily life?



7. Story connection to Proverbs 24:16:

Proverbs 24:16 teaches that righteous people may fall many times, but they rise again. Nehemiah faced fear, opposition, and hard work, yet he did not give up. He kept trusting God and continued rebuilding the wall. His life shows that perseverance means getting back up and continuing when challenges come.




8. Activities:

- * Bible quiz: Rebuilding the wall
- * Bible word search puzzle: Rebuilding of Jerusalem
- * Map activity: From Persia to Jerusalem
- * What's the Word: Rebuilding with Courage
- * Coloring page: Nehemiah 2:18
- * Bible craft: Help Nehemiah build a wall
- * Worksheet: Perseverance in action
- * Creative writing: Rebuilding the wall



Rebuilding the WALL




Read Nehemiah 1:1-4:23 and 8:1-18. Answer the questions below.

- ① In which kingdom was Nehemiah living?
- ② What was Nehemiah's job?
- ③ How did Nehemiah hear news about Jerusalem?
- ④ What did Nehemiah ask the king of Persia?
- ⑤ What did Sanballat, Tobiah, and Geshem accuse Nehemiah of doing?
- ⑥ Who was the high priest?
- ⑦ How many days did it take to rebuild Jerusalem's wall?
- ⑧ How long did it take to rebuild the walls of Jerusalem?
- ⑨ What happened when the enemies of the Israelites heard that the walls had been rebuilt?
- ⑩ In chapter 8, which Appointed Time (Feast) did the people celebrate?

Rebuilding of

JERUSALEM



Read Nehemiah 1:1-4:23. Find and circle the words below.

H	I	G	H	P	R	I	E	S	T	S	M	T	B	G
N	N	X	D	L	E	X	Q	S	E	A	E	A	P	J
E	L	I	T	R	L	A	T	M	O	N	O	L	S	E
H	B	Z	C	B	E	I	U	F	I	B	H	F	H	R
E	F	V	G	I	N	P	A	X	M	A	W	Y	E	U
M	T	F	H	P	O	G	A	C	H	L	F	V	E	S
I	H	F	V	L	Q	J	U	I	D	L	S	N	P	A
A	U	W	E	A	P	O	N	Q	R	A	E	Y	G	L
H	L	D	D	X	Y	D	Z	K	W	T	M	W	A	E
J	J	J	R	H	G	D	S	P	C	Y	J	A	T	M
T	L	A	N	D	O	F	J	U	D	A	H	L	E	O
T	C	V	J	B	R	F	G	U	M	N	J	L	C	Y
G	A	T	E	O	F	Y	E	S	H	A	N	A	H	S
G	O	D	O	F	H	E	A	V	E	N	L	E	R	G
K	I	N	G	A	R	T	A	X	E	R	X	E	S	G

NEHEMIAH

WEAPON

HIGH PRIEST

LAND OF JUDAH

WALL

SANBALLAT

JERUSALEM

REPAIR

GOD OF HEAVEN

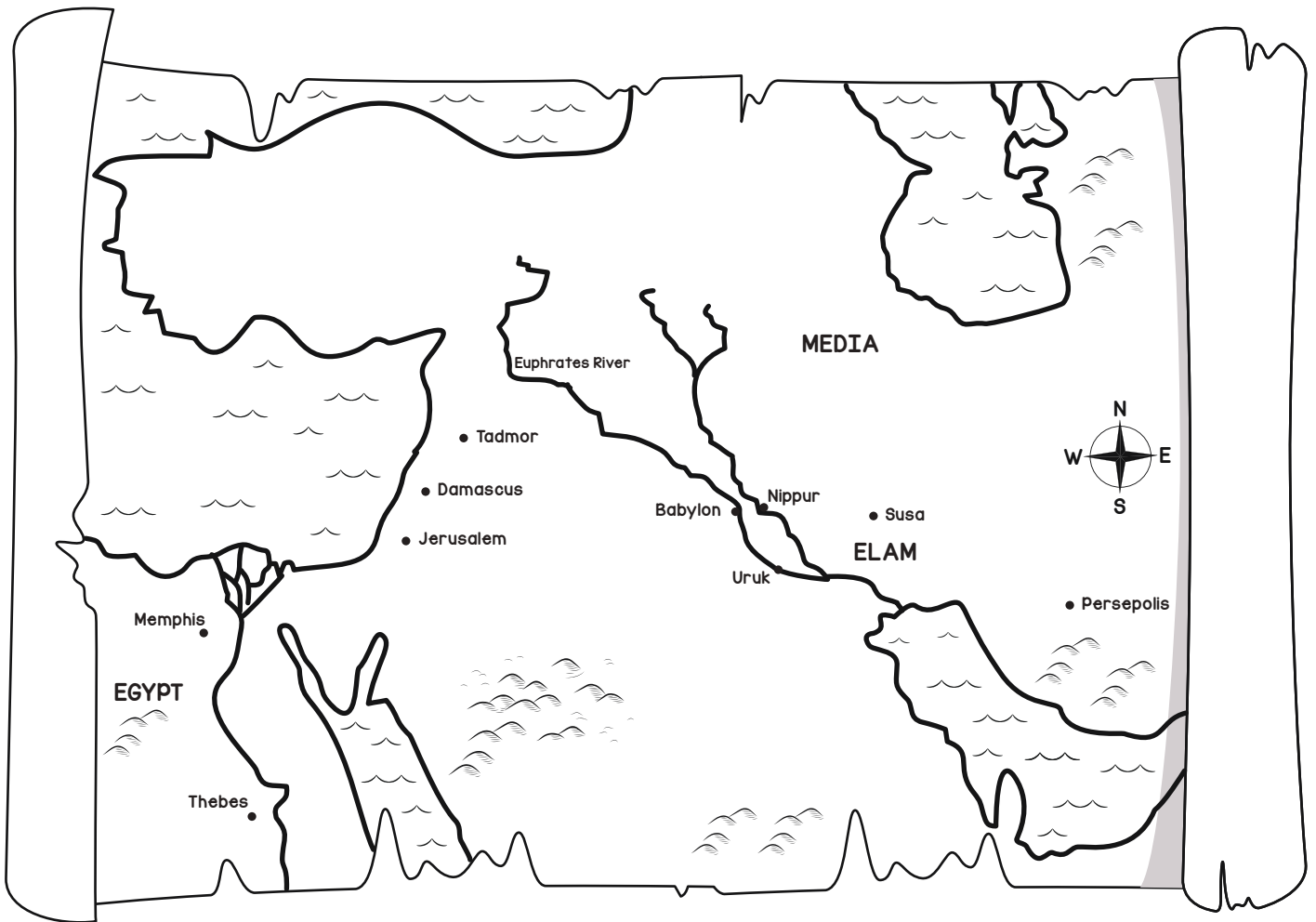
KING ARTAXERXES

GATE OF YESHANAH

SHEEP GATE

From Persia to Jerusalem

Nehemiah, a Hebrew living in exile, served King Artaxerxes of Persia in the city of Susa. When he heard that the wall of Jerusalem was broken down, he asked the king for permission to return and rebuild it. Read Nehemiah 2:1-10 to learn how he received the king's permission. Then find the places listed below and trace Nehemiah's journey from Persia to Jerusalem.



PLACES TO FIND:

- | | |
|------------------------------------|--|
| <input type="checkbox"/> Jerusalem | <input type="checkbox"/> Uruk |
| <input type="checkbox"/> Tadmor | <input type="checkbox"/> Nippur |
| <input type="checkbox"/> Damascus | <input type="checkbox"/> Susa |
| <input type="checkbox"/> Babylon | <input type="checkbox"/> Euphrates River |

 **THINK ABOUT IT:**

Why do you think Nehemiah wanted to return to Jerusalem?

.....

.....

.....

Rebuilding with Courage

Read Nehemiah 4:15-23 (ESV). Using the words below, fill in the blanks to complete the Bible passage.

ENEMIES	DAWN	SPEARS	BURDENS	BUILDERS
JUDAH	SERVANTS	SWORD	JERUSALEM	WORK

“When our heard that it was known to us and that God had frustrated their plan, we all returned to the wall, each to his work. From that day on, half of my servants worked on construction, and half held the spears, shields, bows, and coats of mail. And the leaders stood behind the whole house of, who were building on the wall. Those who carried were loaded in such a way that each labored on the work with one hand and held his weapon with the other. And each of the had his strapped at his side while he built. The man who sounded the trumpet was beside me. I said to the nobles and to the officials and to the rest of the people, “The is great and widely spread, and we are separated on the wall, far from one another. In the place where you hear the sound of the trumpet, rally to us there. Our God will fight for us.” So, we labored at the work, and half of them held the from the break of until the stars came out. I also said to the people at that time, “Let every man and his servant pass the night within, that they may be a guard for us by night and may labor by day.” So, neither I nor my brothers nor my nor the men of the guard who followed me, none of us took off our clothes; each kept his weapon at his right hand. ”



“Let us rise up
and build.”

(Nehemiah 2:18)

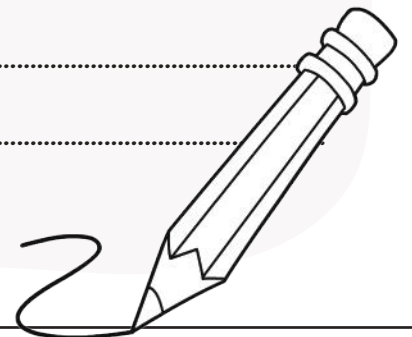










My Bible notes

Use this space to write what God showed me today.

A series of ten horizontal dotted lines for writing notes.



◇◇ Discover more Workbooks! ◇◇



Available for purchase at www.biblepathwayadventures.com

INSTANT DOWNLOAD!

- Honesty: A Bible-based Workbook for Grades 3-6
- Patience: A Bible-based Workbook for Grades 3-6
- Generosity: A Bible-based Workbook for Grades 3-6
- Courage: A Bible-based Workbook for Grades 3-6
- Humility: A Bible-based Workbook for Grades 3-6
- Loyalty: A Bible-based Workbook for Grades 3-6
- Faith: A Bible-based Workbook for Grades 3-6
- Kindness: A Bible-based Workbook for Grades 3-6

