

TECHNICAL RESCUE ARB CLIMBER WILDERNESS SAR ACCESS & RESCUE

# BUYERS GUIDES

# Water Rescue

Comprehensive free MARKET GUIDE  
to all of the key and less well-known  
products with specifications.


Updated with new data and  
products monthly.



DRAFTING

# Make Searching Open Waters Safer & Easier with JW Fishers Underwater Equipment

## Hand Held Underwater Metal Detectors





### Pulse 8X

- Detects ALL metals on land & underwater
- Audio and Visual output
- Commercial construction
- Ideal for evidence recovery
- Rated #1 by US Homeland Security

### SAR-1

- "Snareless" design with VIBRATING handle
- Bright red LED display
- Specialized for low visibility environments
- 200' depth rating

## Side Scan Sonar



\* Simulated Drowning Victim



### 600kHz - CW

- Simple to operate
- Up to 225' (75m) range on each side
- Displays images on laptop or tablet
- Commercial construction
- Works in all waters, regardless of clarity
- In use by public safety dive teams

### 450kHz / 900 kHz - CHIRP

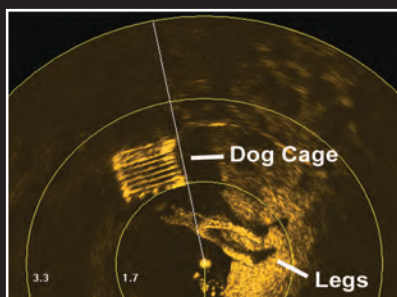
- Fully digital
- Up to 495' (150m) range on each side
- Breaks down for easy transport (case included)
- Commercial construction
- Low cost and easy operation
- Complete turnkey system

## Remote Operated Vehicle with Sector Scanning Sonar



### SeaLion-3

- 7 vectored, thruster system
- Front and rear 1080p HD cameras
- Two monitors for viewing and control
- Picture in picture (PIP) functionality
- Easily transportable
- Commercial construction
- 1,000' depth capability



### SCAN-650

- Target sizing capability
- 360° sweep pattern
- High resolution imagery
- User friendly software
- Commercial construction
- ROV, pole or tripod mountable
- Starting at \$6,995



PHONE: (508) 822-7330  
 info@jwfishers.com  
 jwfishers.com

# BUYERS GUIDES

# Water Rescue Equipment



## OTHER EQUIPMENT FOR WATER RESCUERS.....

Ropes, descenders & carabiners are in **Rope Equipment**

Helmets, headtorches, med-packs, spine-care & stretchers are in **PPE & CasEvac**

'Black' tactical and theatre/film rope, hardware & access items are in **'Black' Equipment**

Larger cases, area lighting, tripods & high directional are in **USAR/Extrication**

## CONTENTS

in grey= coming in 2026

Click on guide/page number below to go straight to that page

### PPE

- 04 Rescuer PFDs
- 14 Dog/Animal PFDs
- 32 Drysuits
- 48 Ice Rescue Suits
- 50 Water Rescue Boots
- 64 Fins
- 66 Gloves

### WATERCRAFT

- 70 Inflatable Paths/Platforms
- 82 Inflatable Open-back Sleds
- 94 Inflatable Rafts
- 106 Short Boards (Sleds)
- 116 Inflatable Rescue Boats
- 128 RWCs
- 138 Rescue Hovercraft
- 142 Rescue Airboats

### ROPE EQUIPMENT

- 216 Water-Specific Hardware
- 222 Water Rescue Ropes
- 230 Throwbags

### SOFTWARE

- 236 Water-tight Bags

### TECHNOLOGY

- 246 Waterproof Aerial UAVs
- 250 Subsea ROVs
- 260 Surface Drones
- 370 Underwater Cameras
- 280 Sonar Systems/Arrays

### TOOLS/ACCESORIES


- 290 Water Rescue Knives
- 304 Underwater Lighting
- 324 Hard-cases -Small
- 330 Water Training Mankins

Welcome to our **BUYERS GUIDES**. These are free to all as a page-turning pdf or you can download a regular PDF by clicking on the cloud icon. Many of these GUIDES originally appeared in our print magazines so have been updated and will continue to be updated every month. The same link that you used this time can be used anytime to see the latest version. New Guides and those appearing in forthcoming magazines will also be incorporated into the relevant **BUYERS GUIDES** building into an amazingly comprehensive guide to the best products on the market.

The tabulated data in our GUIDES is non-subjective although the comprehensive introductions do have subjective comment and pick out key and interesting products.

**MANUFACTURERS can contact us at any time to update the information on a product(s).**  
[admin@rescuemagazines.com](mailto:admin@rescuemagazines.com).

Copyright TECHNICAL RESCUE Ltd -All rights reserved  
**BUYERS GUIDES** are free to pass on in their published, unmodified form



# NFPA1006 Swiftwater Rescue Awareness | Operator | Technician

IPSQA offers the world's first ISO17024 ProQual Certification for NFPA1006

Plus

Swiftwater Responder  
Swiftwater Specialist

AVAILABLE  
NOW



**IPSQA**  
INTERNATIONAL PUBLIC SAFETY  
QUALIFICATIONS AUTHORITY



[www.ipsqa.com/swift](http://www.ipsqa.com/swift)

NEW

HEED3  
SWBA®



ONLY  
\$895

**HEED3 is now available in a Swiftwater Breathing Apparatus (SWBA®) package**, ideal for first responders working in and around flood and swiftwater. HEED3 is one of the first type-approved SWBA® devices under the global *Good Practice Guideline*. This lightweight system connects to most PFDs to provide an on-demand air supply to provide respiratory protection at the surface and minimise inhalation or ingestion of contaminants.

 [www.heed3.com](http://www.heed3.com)

*Includes HEED3-SWBA and mounting system. Price in USD.  
Accessories not included. Shipping costs additional.*

BUY  
NOW


SAVING LIVES  
**SUBMERSIBLE  
SYSTEMS, INC.**  
FOR OVER 40 YEARS

# WATER RESCUE pt2

In Q4 2025 we will add the following product groups to this BUYERS GUIDE:

- Hovercraft
- Air Boats
- RWCs (JetBikes)
- Inflatable Rescue Boats

# Check out our other BUYERS GUIDES



## KEY TO TABLES:

Across all of our BUYERS GUIDE tables, some of the data entries are quite complex in appearance and you do need to refer to the individual keys to fully understand the information in the tables. Note that in the print magazine we have tended to round down lbf (pounds force) from KiloNewtons as a straight 2.2lb:1kg conversion but these GUIDES use the actual lbf to KN conversion which is a little higher at almost 225lbf:1kN

**Cyan blue** is always a variant of the main model shown. data relating specifically to that version will be **highlighted** in cyan blue or any squares or circles may be outlined in cyan blue ■■■●●● the cyan blue outline is admittedly difficult to spot on the green square or circle.

□□□○○○ An outline square or circle of any colour = an OPTION, not part of, or present, in the data shown

●● a solid circle indicates that the usage or feature indicated is OK but not ideal. It may be a usage that is not intended but it can function in that role like a descender being used as an ascender

🇺🇸🇹🇼 The main flags shown are the origin of the company listed but there may be a smaller inset flag like this Taiwan flag, indicating that the country of manufacture is different.

£\$€ Prices shown in **burnt orange** are currency conversions only. They do not reflect the additional import costs like shipping, import duty and local taxes so are a very rough guide only

Page corners are colour coded to common groups of equipment eg. Watercraft are in **blue**, rope is in **lime green**. Rope related equipment is in **red**. tools, knives and hand-tools are in **orange** Technology/drones/UAVs is in **berry** and safety/PPE is in **green**.

**NEW - COMPILING NOW**

www.rescuemagazines.com

# RESCUER PFDs

PERSONAL FLOTATION DEVICES

## INTRODUCTION

Personal Flotation differs from a 'Life-Jacket' in that it uses foam to provide permanent flotation rather than a water or person-activated inflatable vest. A PFD is much bulkier to wear and therefore tends to be worn by rescuers with a much higher likelihood of entering the water whereas a lifejacket is a precaution should the wearer enter water unexpectedly. All PFDs offer the added advantage during cold or rough weather of being an insulating layer though conversely, not so good when it's hot! There are also some hybrids which provide a less bulky degree of flotation which is subsequently enhanced on entry to the water by an inflatable chamber or two but hybrids tend not to be active rescuer PFDs once the chambers are inflated - once this occurs the PFDs are effectively passive flotation aimed at keeping the wearer afloat and would not be inflated during an active swimming rescue.

Of the permanent flotation models there are broadly four designs of PFD worn by rescuers -

1) ■ the **Kayak style** like the *SRE/NDiver Evo* left which tends to be shorter in the body, cut-away at the shoulders and often donned over-the-head. Usually for use in a kayak but may also be for smaller watercraft like inflatable rafts that will be paddles/rowed where the open shoulders allows good freedom of arm movement for paddling



2) ■ the first of four full torso jackets, is for **rescue boat /ship crew** or Coastguard/military on board larger ships/cutters. Such crew are 'facilitators' of rescue rather than active, in-water rescuers. This will be very plain



and simply fitted out like the well-known US Coastguard Vests from *Mustang Survival* right.

3) ■ Used by ground/**shore-based rescuers** in support of water rescue ops - for searching and setting up rescue systems for instance but, like the Boat Crew vests, not intended to be used in-water. Simpler than a Water Rescuer vest but has attachments points for radios, throw-bags, whistles etc. like this *Force6 Ground Ops* vest



4) ■ The commonest **Water rescuer** PFD used by **swiftwater/flood rescuers** working along the shores, in 'wet' water craft or during water entry. is a full torso vest often

quite heavily adorned with pockets, pouches, accessory eyes, lanyards and closures like the *Force 6* models or the *Palm 800* right.



Both 2) & 3) - full-cut versions may have leg straps to ensure the vest stays down on water-entry rather than trying to float off over the wearer's head if it is worn too loosely. Which brings us to ....

5) ■ **Rescue Swimmer/AST** vests exemplified by US Coastguard AST's or Aviation Survival Technicians (which used to be known as Parajumpers) needing to swim in strong currents and/or rough seas and therefore needing a full range of motion without the drag of too many extraneous pockets and fitments. A more slimline cut worn very tight to the body like the *Force 6 Ops* vest in the title picture or *Mustang's MRV170* right.



These still have provision for the attachment of kit and accessories (and helo winch attachment in the case of the *Force 6*) but is otherwise less inhibited for active swimming.

## BUOYANCY

Ranges from 50 to 275Newtons for the most basic to the largest inflatable but in rescue is generally around 100N and often quoted with the water displacement equivalent which we've listed as CAPACITY and given as a weight. 100N for instance is equivalent to around 10kgs of water displacement because, remember, a body is relatively buoyant by itself so throwing a 90kg,200lb person into water is not the same as throwing in a 90kg lump of metal! As a guide though, a 100N PFD would easily support a 70-80kg/ 150-175lb person. Much larger/heavier rescuers might need to consider this but again, body mass does not necessarily equate to flotation - muscle for instance is denser and heavier than fat so a rotund individual weighting 200lb will probably float more readily than a slim person with strong muscle definition. It is therefore more about the physical size that the PFD will comfortably fit around.

## FEATURES

Most of our images show the decluttered PFD with no kit attached but once fully loaded these can look completely different. It's best to strike a balance between having as few extraneous snag hazards as possible but enough kit to do the job you need or get you out of trouble. Each manufacturer has their own idea of what type of and number of storage and attachment points there should be. Often, the non-standard features will be a result of a field incident or a customer's experience. Swifwater legend Jim Lavalley at Force 6 is perhaps the best known proponent still standing in the rescue industry so anything they come up with is always worth a look. Above is the *Force6 R3* vest with side-mounted tandem throw bag attachments while his *Tec3* vest has them mounted across the lumbar area. Jim's vest here show's two chem lightsticks, personal and unit/team ID, radio and the all-important extrication leash for victim-rescue (not to be confused with a cowstail on regular swifwater PFDs used for self-tethering rather than victim recovery).

## KEY to TABLES

USES:

- Kayak/watercraft
- Boat/Ship Crew
- Shore-based Rescuer
- Swiftwater Rescuer
- Rescue swimmer/AST

BUOYANCY:

WEIGHT:

**COST:** basic model. As always, expect lower cost for multiple purchases or reduced specifications. Prices INCLUDE VAT or local taxes. £\$€ in Orange are a CURRENCY CONVERSION ONLY and do not include import tax, shipping etc.

**ORIGIN:** Not necessarily where the PFD is made. It refers to the company's country of origin and even this may be misleading if the company is a subsidiary. For instance *Mustang Survival* would normally be listed as *Canadian* but is now owned by US group, *Safariland*.

**SIZING:**



## FOAM RESCUE PFDs

### MATERIALS:

- FRONT FASTENING
- LEGLOOPS
- QUICK RELEASE
- INTEGRAL POCKETS
- OPTIONAL POCKETS

- ATTACHMENT EYES
- WHISTLE
- MOLLE

- KNIFE POUCH
- LIGHTING POUCH
- STANDARDS
- OTHER COLOURS

**REFLECTIVE/SOLAS:** As with drysuits, this is counter to the interests of tactical operators but reflective tape is a feature of most rescue PFDs, usually on the shoulders

**COLOURS:** As always in our Guides, a secondary or trim colour will be indicated by a black or coloured border to the square eg. the

Rescue professionals across the Carolinas have trusted Mountain Tek with their equipment needs since 1995.

**mountain tek**  
TECHNICAL RESCUE EQUIPMENT  
CONTACT US TODAY FOR A QUOTE

info@mountaintek.com **877-692-8609**  
WWW.MOUNTAINTEK.COM

FEATURED BRANDS:



Universal Swift Water  
Rescue Vest



**RESCUE | SECURE | PROTECT**

**PROTECTING PROFESSIONALS  
LIKE YOU**

For over 45 years, we've been researching and developing personal protective equipment for fire fighters, water rescue, law enforcement and SAR professionals who rely on durable high quality lifesaving solutions for saving lives and protecting their own.

Through each stage of development, our products are rigorously field-tested by leading professionals in the water rescue community. Your feedback drives our innovation.

View our full line of solutions for water rescue professionals at:  
**[www.mustangsurvival.com/professional](http://www.mustangsurvival.com/professional)**

WALKING THE WALK. OUR PRODUCT DEVELOPMENT ENGINEER TAKES A LOCAL WATER RESCUE TRAINING COURSE AND PUTS OUR NEW SENTINEL™ WATER RESCUE DRY SUIT TO THE TEST.

OUR SENTINEL™ SERIES DRY SUITS OFFER A LARGE RANGE OF SEMI-CUSTOM SIZES AND PROVIDE FIELD-REPAIR CAPABILITIES.



IMAGES NOT to SCALE  
**COST:** £\$€= Currency conversion only, no duty, shipping etc.



- USES:
- Kayak/watercraft
  - Boat/Ship Crew
  - Shore-based Rescuer
  - Water Rescuer
  - Rescue swimmer/AST



MANUFACTURER	ASTRAL	AQUATEK	BALTIC	CREWSAVER/SURVITEC
MODEL VARIANT	Greenjacket Rescue	00	00	Swift Water Rescue SWR
PRODUCT CODE	000	000	000	8673
ORIGIN				
USES	<span style="color: teal;">■</span> <span style="color: red;">■</span>		<span style="color: orange;">■</span> <span style="color: red;">■</span>	<span style="color: red;">■</span>
CAPACITY BUOYANCY	00kg/00lb 50N	00kg/00lb 50N	00kg/00lb 50N	00kg/00lb 80N
COST	£00 \$365 €00	£00 \$00 €00	£00 \$00 €00	£250 \$00 €00
WEIGHT	1.31kg /2.9lb	00kg /00lb	00kg /00lb	00kg /00lb
SIZES	S/M, L/XL, XXL	S/M, L/XL, XXL	Universal	Universal
MATERIALS				
FASTEN	00	00	00	00
LEGLOOPS/CROTCH STRAP	<span style="color: green;">■</span>	<span style="color: green;">■</span>	<span style="color: green;">■</span>	<span style="color: green;">■</span>
QUICK RELEASE BELT	<span style="color: orange;">■</span>	<span style="color: orange;">■</span>	<span style="color: orange;">■</span>	<span style="color: orange;">■</span>
INTEGRAL POCKETS	-	-	-	4
ADD POCKETS OPTIONS	-	-	-	-
LASH PADS / MOLLE	-	-	-	2 -
ATTACHMENT EYES/RINGS	-	-	-	4
WHISTLE GRAB HANDLE	<span style="color: black;">■</span> <span style="color: yellow;">■</span>	<span style="color: black;">■</span> <span style="color: yellow;">■</span>	<span style="color: black;">■</span> <span style="color: yellow;">■</span>	<span style="color: black;">■</span> <span style="color: yellow;">■</span>
COWSTAIL STOW POUCH	<span style="color: black;">■</span> <span style="color: green;">■</span>	<span style="color: black;">■</span> <span style="color: green;">■</span>	<span style="color: black;">■</span> <span style="color: green;">■</span>	<span style="color: white;">■</span> <span style="color: green;">■</span>
KNIFE RADIO POUCH	<span style="color: black;">■</span> <span style="color: yellow;">■</span>	<span style="color: black;">■</span> <span style="color: yellow;">■</span>	<span style="color: black;">■</span> <span style="color: yellow;">■</span>	<span style="color: black;">■</span> <span style="color: yellow;">■</span>
CHEMLIGHT STROBE POUCH	<span style="color: black;">■</span>	<span style="color: black;">■</span>	<span style="color: black;">■</span>	<span style="color: black;">■</span>
REFLECTIVE ID FLAP/POUCH	<span style="color: black;">■</span> <span style="color: red;">■</span>	<span style="color: black;">■</span> <span style="color: red;">■</span>	<span style="color: black;">■</span> <span style="color: red;">■</span>	<span style="color: black;">■</span> <span style="color: red;">■</span>
STANDARDS/APPROVALS	USCG Type V	00	00	ISO
COLOURS	<span style="color: black;">■</span>	<span style="color: black;">■</span>	<span style="color: black;">■</span>	
NOTES	00	00	00	Side flaps for impact protection which can also be folded to stop build up of heat
WEBSITE	00.com	00.com	00.com	survitecgroup.com

<b>FORCE6</b>	<b>FORCE6</b>	<b>FORCE6</b>	<b>FORCE6</b>	<b>FORCE6</b>
<b>Marine Fire</b>	<b>Ground Support</b>	<b>Rescuer</b>	<b>R3</b>	<b>RescueTec</b>
000	000	000	P302	000
7kg/15.5lb <b>00N</b>	7kg/15.5lb <b>00N</b>	kg/lb <b>00N</b>	11.8kg/26lb <b>00N</b>	kg/lb <b>00N</b>
£83 \$00 €00	£83 \$00 €00	£00 \$289 €00	£285 \$00 €00	£232 \$00 €00
00kg /00lb	00kg /00lb	1.2kg /2.10lb	00kg /00lb	2.7kg /6lb
Universal	Universal	S/M, L/XL, XXL	M, L/XL	S/M, L/XL, XXL
400D Nylon	400D Nylon		420D Nylon	420D Nylon
Front Zip/Buckle  	Front Zip  	Front Zip/Buckle  	Front Zip/Buckle  	00  
- - - -	- - - -	- - - -	4 Yes - 2	- - - -
00	USCG Tyte III	ULC	ULC	USCG Type V
00	00	DISCONTINUED Replaced by RescueOps		DISCONTINUED Replaced by Tec2
force6.com	force6.com	force6.com	force6.com	force6.com

IMAGES NOT to SCALE  
**COST:** £\$€= Currency conversion only, no duty, shipping etc.



- USES:
- Kayak/watercraft
  - Boat/Ship Crew
  - Shore-based Rescuer
  - Water Rescuer
  - Rescue swimmer/AST



MANUFACTURER	FORCE6	FORCE6	FORCE6	FORCE 6
MODEL VARIANT	Tec 2	Rescue Ops	HARS 2	Triton
PRODUCT CODE	000	000	000	000
ORIGIN				
USES	<span style="color: red;">■</span>	<span style="color: yellow;">■</span> <span style="color: red;">■</span>	<span style="color: yellow;">■</span>	<span style="color: yellow;">■</span>
CAPACITY BUOYANCY	11.8kg/26lb 00N	11.8kg/26lb 00N	9kg/20lb 90N	9kg/20lb 90N
COST	£306 \$00 €00	£231 \$00 €00	£1385 \$00 €00	£382 \$00 €00
WEIGHT	00kg /00lb	00kg /3.5lb	00kg /00lb	00kg /00lb
SIZES	S/M, L/XL	Universal	Universal	Universal
MATERIALS	420D Nylon	500D Cordura	1050D Nylon	1050D Nylon
FASTEN	Front Zip/Buckle	Front Zip/Buckle	Side Buckle	Front Zip
LEGLOOPS/CROTCH STRAP	<span style="color: green;">■</span>	<span style="color: green;">■</span>	<span style="color: green;">■</span>	<span style="color: green;">■</span>
QUICK RELEASE BELT	<span style="color: orange;">■</span>	<span style="color: orange;">■</span>	<span style="color: orange;">■</span>	<span style="color: orange;">■</span>
INTEGRAL POCKETS	2	2	-	-
ADD POCKETS OPTIONS	Yes	Yes	Yes	Yes
LASH PADS / MOLLE	- <span style="color: orange;">■</span>	- <span style="color: orange;">■</span>	- <span style="color: orange;">■</span>	- <span style="color: orange;">■</span>
ATTACHMENT EYES/RINGS	1	1	2	2
WHISTLE GRAB HANDLE	<span style="color: black;">■</span> <span style="color: yellow;">■</span>	<span style="color: black;">■</span> <span style="color: yellow;">■</span>	<span style="color: yellow;">■</span>	<span style="color: black;">■</span> <span style="color: yellow;">■</span>
COWSTAIL STOW POUCH	<span style="color: green;">■</span>	<span style="color: green;">■</span>	<span style="color: green;">■</span>	<span style="color: green;">■</span>
KNIFE RADIO POUCH	<span style="color: black;">■</span> <span style="color: yellow;">■</span>	<span style="color: black;">■</span> <span style="color: yellow;">■</span>	<span style="color: black;">■</span> <span style="color: yellow;">■</span>	<span style="color: black;">■</span> <span style="color: yellow;">■</span>
CHEMILIGHT STROBE POUCH	<span style="color: black;">■</span>	<span style="color: black;">■</span>	<span style="color: black;">■</span>	<span style="color: black;">■</span>
REFLECTIVE ID FLAP/POUCH	<span style="color: black;">■</span> <span style="color: red;">■</span>	<span style="color: black;">■</span> <span style="color: red;">■</span>	<span style="color: red;">■</span>	<span style="color: black;">■</span>
STANDARDS/APPROVALS	USCG Type V	USCG Type V		
COLOURS	<span style="color: yellow;">■</span> <span style="color: orange;">■</span> <span style="color: red;">■</span>	<span style="color: black;">■</span> <span style="color: yellow;">■</span> <span style="color: blue;">■</span> <span style="color: red;">■</span> <span style="color: green;">■</span>	<span style="color: black;">■</span>	<span style="color: black;">■</span>
NOTES	00	00	00	Fits LSC Tri-Star and Tri
WEBSITE	force6.com	force6.com	force6.com	force6.com




	HIKO	HIKO
	Guardian 3D	Safety Pro
	12002	11400
WEIGHT	00kg/00lb 65-90N	00kg/00lb 80-100N
	£232 \$00 €00	£215 \$00 €00
SIZE	00kg /00lb	00kg /00lb
	S/M, L/XL, XXL	S/M, L/XL, XXL
	Side Buckle	Front Buckle
	-	2
	-	Yes
	-	2
	ISO	ISO
Attachment Harness	00	00
	hikosport.com	hikosport.com



+1 (208) 322 3600

oceanid.com



**Oceanid**<sup>TM</sup>

WATER RESCUE CRAFT



IMAGES NOT to SCALE  
**COST:** £\$€= Currency conversion only, no duty, shipping etc.



- USES:
- Kayak/watercraft
  - Boat/Ship Crew
  - Shore-based Rescuer
  - Water Rescuer
  - Rescue swimmer/AST



MANUFACTURER	HIKO	HIKO	HIKO	HIKO
MODEL VARIANT	Safety Rent	X-Treme Pro	X-Treme Raft	X-Treme Rent Harness
	10801	10700	10500	10911
ORIGIN				
USES	<span style="color: red;">■</span>	<span style="color: yellow;">■</span> <span style="color: red;">■</span>	<span style="color: blue;">■</span>	<span style="color: yellow;">■</span> <span style="color: blue;">■</span>
CAPACITY BUOYANCY	0kg/00lb 80/100N	00kg/00lb 80/100N	0kg/00lb 80/100N	9kg/20lb 35/90N
COST	£126 \$00 €00	£231 \$00 €00	£99 \$00 €00	£125 \$00 €00
WEIGHT	00kg/00lb	00kg/0lb	00kg/00lb	00kg/00lb
SIZES	S/M, L/XL, 2XL	S/M, L/XL, 2XL	XS,S/M, L/XL, 2XL	XS/S/M, L/XL, XXL
MATERIALS	Nylon	500D Cordura	Nylon	Nylon
FASTEN	Front Buckle	Front Zip/Buckle	Side Buckle	Front Buckle
LEGLOOPS/CROTCH STRAP		<span style="color: green;">■</span>	<span style="color: orange;">■</span>	<span style="color: orange;">■</span>
QUICK RELEASE BELT		<span style="color: orange;">■</span>		<span style="color: orange;">■</span>
INTEGRAL POCKETS	0	4	0	0
ADD POCKETS OPTIONS	No	Yes	Yes	-
LASH PADS / MOLLE	--	<span style="color: purple;">■</span> -	- <span style="color: orange;">■</span>	--
ATTACHMENT EYES/RINGS	0	2	2	1
WHISTLE GRAB HANDLE		<span style="color: black;">■</span> <span style="color: yellow;">■</span>	<span style="color: black;">■</span> <span style="color: yellow;">■</span>	
COWSTAIL STOW POUCH		<span style="color: green;">■</span>	<span style="color: green;">■</span>	<span style="color: green;">■</span>
KNIFE RADIO POUCH		<span style="color: black;">■</span> <span style="color: yellow;">■</span>		
CHEMLIGHT STROBE POUCH		<span style="color: black;">■</span>		
REFLECTIVE ID FLAP/POUCH	<span style="color: black;">■</span>	<span style="color: black;">■</span> <span style="color: red;">■</span>	<span style="color: black;">■</span>	<span style="color: black;">■</span>
STANDARDS/APPROVALS	ISO	ISO	ISO	ISO
COLOURS	<span style="color: red;">■</span>	<span style="color: red;">■</span>	<span style="color: red;">■</span>	<span style="color: red;">■</span>
NOTES	00	00	00	
WEBSITE	hikosport.com	hikosport.com	hikosport.com	hikosport.com



HIKO	HIKO	IONIC	IONIC	
<b>X-Treme Rent</b>	<b>Cinch Harness</b>	<b>Rescue Pro</b>	<b>Rescue Pro</b>	
10900	11911	MRV150 02	MRV150 02	
00kg/00lb <b>35-90N</b>	00kg/00lb <b>55-70N</b>	00kg/00lb <b>90-160N</b>	00kg/00lb <b>90-160N</b>	
£118 \$00 €00	£155 \$00 €00	£00 \$00 €00	£00 \$00 €00	
00kg /00lb	00kg /00lb	00kg /00lb	00kg /00lb	
XS/S/M, L/XL, XXL	S/M, L/XL, XXL	S/M, L/XL, XXL/3XX- L/4/5XXL	S/M, L/XL, XXL/3XX- L/4/5XXL	
Front Buckle	Front Zip/Buckle	OO  	OO  	
0 - -- 3 	4 Yes - 2  	- - -- -  	- - -- -  	
- - - - 	   	   	   	
ISO 	ISO  	OO 	OO 	
OO	OO	OO	OO	
hikosport.com	hikosport.com	OO.com	OO.com	

IMAGES NOT to SCALE  
**COST:** £\$€= Currency conversion only, no duty, shipping etc.



- USES:
- Kayak/watercraft
  - Boat/Ship Crew
  - Shore-based Rescuer
  - Water Rescuer
  - Rescue swimmer/AST



MANUFACTURER	KENT SAFETY	KENT SAFETY	KENT SAFETY	KENT SAFETY
MODEL VARIANT	Universal	Mesh Classic	Elite Dual Sized	Mesh DeLuxe
PRODUCT CODE	000	000	000	000
ORIGIN				
USES	<span style="color: orange;">■</span>	<span style="color: orange;">■</span>	<span style="color: orange;">■</span>	<span style="color: orange;">■</span>
CAPACITY BUOYANCY	00kg/00lb 15.5lb/70N	00kg/00lb 70N	00kg/00lb 70N	00kg/00lb 70N
COST	£00 \$45 €00	£00 \$70 €00	£00 \$75 €00	£00 \$90 €00
WEIGHT	000kg /00lb	000kg /00lb	000kg /00lb	000kg /00lb
SIZES	S/M, L/XL, XXL	S/M, L/XL, XXL, 3XL	S/M, L/XL, 2XL/4XL, 4XL/7XL	S/M, L/XL, XXL
MATERIALS	Nylon	Nylon	Nylon	Nylon
FASTEN	Front Buckle	Front Zip	Front Zip	Front Zip/Buckle
LEGLOOPS/CROTCH STRAP			<span style="color: green;">■</span>	
QUICK RELEASE BELT			<span style="color: orange;">■</span>	
INTEGRAL POCKETS	-	1	4	2
ADD POCKETS OPTIONS	-	Yes	-	-
LASH PADS / MOLLE	--	--	--	--
ATTACHMENT EYES/RINGS	--	--	2	1
WHISTLE GRAB HANDLE	--	--	--	<span style="color: black;">■</span> -
COWSTAIL STOW POUCH	--	--	--	--
KNIFE RADIO POUCH	--	- <span style="color: yellow;">■</span>	<span style="color: black;">■</span> <span style="color: yellow;">■</span>	--
CHEMLIGHT STROBE POUCH	-	-	<span style="color: black;">■</span>	-
REFLECTIVE ID FLAP/POUCH	<span style="color: black;">■</span> -	<span style="color: black;">■</span> -	<span style="color: black;">■</span> <span style="color: red;">■</span>	--
STANDARDS/APPROVALS	USCG	USCG	OO	OO
OTHER COLOURS				
NOTES	OO	OO	OO	OO
WEBSITE	kentsafetyproducts.com	kentsafetyproducts.com	kentsafetyproducts.com	kentsafetyproducts.com

				
				
<b>KENT SAFETY</b>	<b>KENT SAFETY</b>	<b>KENT SAFETY</b>	<b>KENT SAFETY</b>	<b>KENT SAFETY</b>
<b>Hi-Vis Mesh Deluxe</b>	<b>Law Enforcement</b>	<b>First Responder</b>	<b>Mesh SAR</b>	<b>SAR</b>
000	000	000	000	000
				
				
00kg/00lb 0N/15.5lb	00kg/00lb 70N	00kg/00lb 70N	00kg/00lb 70N	00kg/00lb 70N
£00 \$160 €00	£00 \$90 €00	£00 \$90 €00	£00 \$110 €00	£00 \$120 €00
000kg /00lb	000kg /00lb	000kg /00lb	000kg /00lb	000kg /00lb
M, L, XL, XXL,XXXL,XXXXL	S/M, L/XL, XXL	S/M, L/XL, XXL	S/M, L/XL, XXL, 3XL	S/M, L/XL, XXL, 3XL
Nylon	Nylon	Nylon	Nylon	Nylon
Front Zip/Buckle	Top Zip/Buckle	Front Zip	Front Zip/Buckle	Front Zip/Buckle
				
-	2	0	2	4
-	Yes	-	-	-
--	 -	 -	--	--
-	1	1	2	2
-	 -	-	 -	 -
	-	-		
	-	-	-	
	-	-	-	
				
ANSI c12, USCG CANCG	00	00	00	00
00	00	00	00	00
kentsafetyproducts.com	kentsafetyproducts.com	kentsafetyproducts.com	kentsafetyproducts.com	kentsafetyproducts.com

IMAGES NOT to SCALE  
**COST:** £\$€= Currency conversion only, no duty, shipping etc.



- USES:
- Kayak/watercraft
  - Boat/Ship Crew
  - Shore-based Rescuer
  - Water Rescuer
  - Rescue swimmer/AST



MANUFACTURER	KENT SAFETY	KENT SAFETY	KOKATAT
MODEL VARIANT	Hi-Vis Air Span	Swiftwater Rescue	Guide Rescue
PRODUCT CODE	MRV150 02	#151300-410-XXX-17	MRV170
ORIGIN			
USES	<span style="color: orange;">■</span>	<span style="color: orange;">■</span>	<span style="color: teal;">■</span> <span style="color: red;">■</span>
CAPACITY BUOYANCY	00kg/00lb 70N	00kg/00lb 00N 22lb	00kg/00lb 70 - 90N
COST	£00 \$90 €00	£00 \$290 €00	£00 \$289 €00
WEIGHT	000kg /00lb	000kg /00lb	1.2kg /2.10lb
SIZES	S/M, L/XL, XXL	universal	S/M, L/XL, XXL
MATERIALS	Nylon	500D Cordura 400D Nylon	
FASTEN	Front Zip	Zip + Hidden 'Fast'Buckles	OO
LEGLOOPS/CROTCH STRAP	<span style="color: green;">■</span>	<span style="color: green;">■</span>	<span style="color: green;">■</span>
QUICK RELEASE BELT	<span style="color: orange;">■</span>	<span style="color: orange;">■</span>	<span style="color: orange;">■</span>
INTEGRAL POCKETS	2	1lg front zippered	-
ADD POCKETS OPTIONS	-	-	-
LASH PADS / MOLLE	<span style="color: purple;">■</span> -	-	-
ATTACHMENT EYES/RINGS	-	3	-
WHISTLE GRAB HANDLE	- -	- <span style="color: yellow;">■</span>	<span style="color: black;">■</span> <span style="color: yellow;">■</span>
COWSTAIL STOW POUCH	- -	- -	<span style="color: black;">■</span> <span style="color: green;">■</span>
KNIFE RADIO POUCH	- -	<span style="color: black;">■</span> <span style="color: yellow;">■</span>	<span style="color: black;">■</span> <span style="color: yellow;">■</span>
CHEMLIGHT STROBE POUCH	-	<span style="color: black;">■</span>	<span style="color: black;">■</span>
REFLECTIVE ID FLAP/POUCH	<span style="color: black;">■</span> SOLAS <span style="color: red;">■</span>	<span style="color: black;">■</span> SOLAS <span style="color: red;">■</span>	<span style="color: black;">■</span> <span style="color: red;">■</span>
STANDARDS/APPROVALS	OO	OO	OO
OTHER COLOURS			<span style="color: black;">■</span>
NOTES	OO	OO	OO
WEBSITE	kentsafetyproducts.com	kentsafetyproducts.com	OO.com

Swiftwater rescue equipment for any situation.

- *Drysuits*
- *Wetsuits*
- *Footwear*
- *Gloves*
- *Helmets*
- *Life Jackets*
- *Rescue Hardware and more...*

Visit [nrsrescue.com](http://nrsrescue.com) or call 208-882-6704 for a free rescue catalog.



RESCUE



innovation in

**SAFETY +  
SURVIVAL**



## Inflatable Rescue Sleds

For water rescue in rivers, flooded urban and coastal areas, mountains and lakes.

For details contact us on +44 (0)1443 433075, email [sales@mfc-survival.com](mailto:sales@mfc-survival.com) or visit [www.mfc-survival.com](http://www.mfc-survival.com)



**mfcSurvival**

by RESPIREX

IMAGES NOT to SCALE  
**COST:** £\$€= Currency conversion only, no duty, shipping etc.



- USES:
- Kayak/watercraft
  - Boat/Ship Crew
  - Shore-based Rescuer
  - Water Rescuer
  - Rescue swimmer/AST



MANUFACTURER	MUSTANG SURVIVAL	MUSTANG SURVIVAL	MUSTANG SURVIVAL	MUSTANG SURVIVAL
MODEL VARIANT	Classic Industrial	Hi-Viz Industrial Mesh Vest	4-Pocket Flotation Vest USCG/Aux	USN Mk1 Flight Deck
PRODUCT CODE	MRV150 02	MV1254 T3	MV3128..T2...22	MD3040
ORIGIN				
USES	<span style="color: orange;">■</span>	<span style="color: orange;">■</span>	<span style="color: orange;">■</span>	<span style="color: orange;">■</span>
CAPACITY BUOYANCY	00kg/00lb 70N	00kg/00lb 70N	00kg/00lb 70N	00kg/00lb 98N
COST	£00 \$92 €00	£00 \$110 €00	£00 \$101 €00	£250 \$478 €00
WEIGHT	0.59kg /1.3lb	0.64kg /1.4lb	0.59kg /1.4lb	1.8kg /4lb
SIZES	S/M, L/XL, XXL	S/M, L/XL, XXL	S/M, L/XL, XXL	S/M, L/XL, XXL
MATERIALS				
FASTEN	OO	OO	OO	OO
LEGLOOPS/CROTCH STRAP	<span style="color: green;">■</span>	<span style="color: green;">■</span>	<span style="color: green;">■</span>	<span style="color: green;">■</span>
QUICK RELEASE BELT	<span style="color: orange;">■</span>	<span style="color: orange;">■</span>	<span style="color: orange;">■</span>	<span style="color: orange;">■</span>
INTEGRAL POCKETS	-	-	-	-
ADD POCKETS OPTIONS	-	-	-	-
LASH PADS / MOLLE	-	-	- <span style="color: orange;">■</span>	-
ATTACHMENT EYES/RINGS	-	-	-	-
WHISTLE GRAB HANDLE	-	-	-	-
COWSTAIL STOW POUCH	-	-	-	-
KNIFE RADIO POUCH	-	-	-	-
CHEMLIGHT STROBE POUCH	-	-	-	-
REFLECTIVE ID FLAP/POUCH	-	-	-	-
STANDARDS/APPROVALS	OO	OO	OO	OO
OTHER COLOURS	<span style="color: black;">■</span>	<span style="color: black;">■</span>	<span style="color: black;">■</span>	<span style="color: yellow;">■</span> <span style="color: green;">■</span> <span style="color: red;">■</span> <span style="color: blue;">■</span> <span style="color: white;">■</span> <span style="color: purple;">■</span>
NOTES	OO	OO	OO	Designed for Aircraft Carrier deck crew allows full range of arm motion.
WEBSITE	pro.mustangsurvival.com	pro.mustangsurvival.com	pro.mustangsurvival.com	pro.mustangsurvival.com



MUSTANG SURVIVAL	MUSTANG SURVIVAL	MUSTANG SURVIVAL	MUSTANG SURVIVAL	MUSTANG SURVIVAL
Industrial Mesh Vest USCG/Aux	Ops Support Water Rescue Vest	SAR Vest	Universal	Rescue Swimmer Vest
MV1254.. T1...22...34	MRV050WR	MV5606	MRV150 02	MRV170
00kg/00lb 70N	00kg/00lb 70N	00kg/00lb 70N	00kg/00lb 111N/ 25lb	00kg/00lb 00N
£00 \$110 €00	£00 \$160 €00	£00 \$195 €00	£00 \$294 €00	£00 \$00 €00
0.64kg /1.4lb	00kg /00lb	00kg /00lb	00kg /00lb	00kg /00lb
S/M, L/XL, XXL	S/M, L/XL, XXL	S/M, L/XL, XXL	S/M, L/XL, XXL 30-58" chest	S/M, L/XL, XXL
			500D Cordura	
00  	00  	00  	00  	00  
-	-	-	-	-
-	-	-	-	-
-	-	-	-	-
-	-	-	-	-
-	-	-	-	-
-	-	-	-	-
-	-	-	-	-
00	00	00	NFPA, USCG V/III	00
00	00	00	00	00
pro.mustangsurvival.com	pro.mustangsurvival.com	pro.mustangsurvival.com	pro.mustangsurvival.com	pro.mustangsurvival.com

IMAGES NOT to SCALE  
**COST:** £\$€= Currency conversion only, no duty, shipping etc.



- USES:
- Kayak/watercraft
  - Boat/Ship Crew
  - Shore-based Rescuer
  - Water Rescuer
  - Rescue swimmer/AST



MANUFACTURER	NORTHWATER	NRS RESCUE	NRS Rescue	NRS RESCUE
MODEL VARIANT	000	Astral Greenjacket	Astral Indus	Big Water Guide
PRODUCT CODE	<span style="color: teal;">■</span> <span style="color: purple;">■</span> <span style="color: red;">■</span>	<span style="color: teal;">■</span> <span style="color: purple;">■</span> <span style="color: red;">■</span>	<span style="color: teal;">■</span> <span style="color: purple;">■</span> <span style="color: red;">■</span>	<span style="color: teal;">■</span> <span style="color: purple;">■</span> <span style="color: red;">■</span>
ORIGIN				
USES				
CAPACITY BUOYANCY	00kg/00lb 00N	00kg/00lb 73N/16.5lb	00kg/00lb N/22.3lb	00kg/00lb 95N/22.9lb
COST	£00 \$00 €00	£00 \$365 €00	£00 \$375 €00	£00 \$170 €00
WEIGHT	00kg /00lb	00kg /2.9lb	00kg /3.1lb	00kg /00lb
SIZES	S/M, L/XL, XXL	S/M, L/XL, XXL	S/M, L/XL, XXL	XS/M, L/XLX
MATERIALS	420D Nylon	500D Cordura	500D Cordura	400D Nylon
FASTEN	00	Side Buckles	Side Buckles	Front Zip
LEGLOOPS/CROTCH STRAP	<span style="color: green;">■</span>	N/A	N/A	N/A
QUICK RELEASE BELT	<span style="color: red;">■</span>	<span style="color: red;">■</span>	<span style="color: red;">■</span>	<span style="color: red;">■</span>
INTEGRAL POCKETS	-	3	3	2
ADD POCKETS OPTIONS	-	-	-	-
LASH PADS / MOLLE	--	<span style="color: purple;">■</span> -	<span style="color: purple;">■</span> -	<span style="color: purple;">■</span> <span style="color: red;">■</span>
ATTACHMENT EYES/RINGS	-	1	1	1
WHISTLE GRAB HANDLE	<span style="color: black;">■</span> <span style="color: yellow;">■</span>	<span style="color: yellow;">■</span>	<span style="color: yellow;">■</span>	<span style="color: yellow;">■</span>
COWTAIL STOW POUCH	<span style="color: black;">■</span> <span style="color: green;">■</span>	<span style="color: green;">■</span>	<span style="color: green;">■</span>	<span style="color: green;">■</span>
KNIFE RADIO POUCH	<span style="color: black;">■</span> <span style="color: yellow;">■</span>	<span style="color: black;">■</span> <span style="color: yellow;">■</span>	<span style="color: black;">■</span> <span style="color: yellow;">■</span>	<span style="color: black;">■</span> <span style="color: yellow;">■</span>
CHEMLIGHT STROBE POUCH	<span style="color: black;">■</span>	<span style="color: black;">■</span>	<span style="color: black;">■</span>	<span style="color: black;">■</span>
REFLECTIVE ID FLAP/POUCH	<span style="color: black;">■</span> <span style="color: red;">■</span>	<span style="color: black;">■</span> <span style="color: red;">■</span>	<span style="color: black;">■</span> <span style="color: red;">■</span>	<span style="color: black;">■</span> <span style="color: red;">■</span>
STANDARDS/APPROVALS	00	USCG Type V	USCG Type V	USCG Type III
COLOURS	<span style="color: black;">■</span>	<span style="color: black;">■</span> <span style="color: blue;">■</span>	<span style="color: black;">■</span> <span style="color: blue;">■</span>	<span style="color: yellow;">■</span> <span style="color: red;">■</span> <span style="color: blue;">■</span> <span style="color: black;">■</span>
NOTES	00	Only available USA/Canada		
WEBSITE	en.drysuit.cn	nrs.com/rescue		nrs.com/rescue

				
				
<b>NRS RESCUE</b>	<b>NRS RESCUE</b>	<b>NRS RESCUE</b>	<b>NRS RESCUE</b>	
<b>Ninja Pro</b>	<b>Rapid Responder</b>	<b>Rapid Rescuer</b>	<b>Vector</b>	
 	 	 	 	
00kg/00lb <b>70N/75N</b>	00kg/00lb <b>95N/22.9lb</b>	00kg/00lb <b>95N</b>	00kg/00lb <b>00N</b>	
£00 \$250 €00	£00 \$280 €00	£00 \$320 €00	£00 \$300 €00	
<b>00kg /00lb</b>	00kg /3.5lb	00kg /3.3lb	<b>00kg /00lb</b>	
S/M, L/XL, XXL	Universal	Universal	S/M, L/XL, XXL	
420D Nylon	400D Ripstop Nylon	400D Ripstop Nylon	420D Nylon	
Side Buckles N/A 	Front Zip  	Front Zip  	Side Buckles N/A 	
2 -  1	- -  1	2 -  1	3 -  1	
				
				
				
USCG Type V  	USCG Type V   	USCG Type V  	USCG Type V  	
Upgraded version of Ninja (\$160)	00	00	00	
nrs.com/rescue	nrs.com/rescue	nrs.com/rescue	nrs.com/rescue	

IMAGES NOT to SCALE  
**COST:** £\$€= Currency conversion only, no duty, shipping etc.



- USES:
- Kayak/watercraft
  - Boat/Ship Crew
  - Shore-based Rescuer
  - Water Rescuer
  - Rescue swimmer/AST



MANUFACTURER	PALM EQUIPMENT	PALM EQUIPMENT	PALM EQUIPMENT	PALM EQUIPMENT
MODEL VARIANT	Universal	Rescue 800	Rescue 850	Rescue Extrem
PRODUCT CODE		11621	10392	
ORIGIN				
USES	<span style="color: blue;">■</span> <span style="color: orange;">■</span> <span style="color: purple;">■</span> <span style="color: red;">■</span>	<span style="color: blue;">■</span> <span style="color: purple;">■</span> <span style="color: red;">■</span>	<span style="color: blue;">■</span> <span style="color: purple;">■</span> <span style="color: red;">■</span>	<span style="color: blue;">■</span> <span style="color: red;">■</span>
CAPACITY BUOYANCY	00kg/00lb 00N	00kg/00lb 00N	00kg/00lb 00N	00kg/00lb 00N
COST	£235 \$00 €00	£200 \$00 €00	£235 \$00 €00	£245 \$00 €00
WEIGHT	00kg /00lb	00kg /00lb	00kg /00lb	00kg /00lb
SIZES	S/M, L/XL, XXL	S/M, L/XL, XXL	S/M, L/XL, XXL	S/M, L/XL, XXL
MATERIALS				
FASTEN	00	00	00	00
LEGLOOPS/CROTCH STRAP	<span style="color: green;">■</span>	<span style="color: green;">■</span>	<span style="color: green;">■</span>	<span style="color: green;">■</span>
QUICK RELEASE BELT	<span style="color: orange;">■</span>	<span style="color: orange;">■</span>	<span style="color: orange;">■</span>	<span style="color: orange;">■</span>
INTEGRAL POCKETS	-	-	-	-
ADD POCKETS OPTIONS	-	-	-	-
LASH PADS / MOLLE	-	-	-	-
ATTACHMENT EYES/RINGS	-	-	-	-
WHISTLE GRAB HANDLE	<span style="color: black;">■</span> <span style="color: yellow;">■</span>	<span style="color: black;">■</span> <span style="color: yellow;">■</span>	<span style="color: black;">■</span> <span style="color: yellow;">■</span>	<span style="color: black;">■</span> <span style="color: yellow;">■</span>
COWSTAIL STOW POUCH	<span style="color: black;">■</span> <span style="color: green;">■</span>	<span style="color: black;">■</span> <span style="color: green;">■</span>	<span style="color: black;">■</span> <span style="color: green;">■</span>	<span style="color: black;">■</span> <span style="color: green;">■</span>
KNIFE RADIO POUCH	<span style="color: black;">■</span> <span style="color: yellow;">■</span>	<span style="color: black;">■</span> <span style="color: yellow;">■</span>	<span style="color: black;">■</span> <span style="color: yellow;">■</span>	<span style="color: black;">■</span> <span style="color: yellow;">■</span>
CHEMLIGHT STROBE POUCH	<span style="color: black;">■</span>	<span style="color: black;">■</span>	<span style="color: black;">■</span>	<span style="color: black;">■</span>
REFLECTIVE ID FLAP/POUCH	<span style="color: black;">■</span> <span style="color: red;">■</span>	<span style="color: black;">■</span> <span style="color: red;">■</span>	<span style="color: black;">■</span> <span style="color: red;">■</span>	<span style="color: black;">■</span> <span style="color: red;">■</span>
STANDARDS/APPROVALS	00	00	00	00
COLOURS	<span style="color: black;">■</span>	<span style="color: black;">■</span>	<span style="color: black;">■</span>	<span style="color: black;">■</span>
NOTES	00	00	00	00
WEBSITE	palm.equipment	palm.equipment	palm.equipment	palm.equipment



PALM EQUIPMENT	POSSESS SEA IND CO	POSSESS SEA IND CO	POSSESS SEA IND CO	POSSESS SEA IND CO
<b>Rescue Hybrid</b>	<b>Rescue PFD 1</b>	<b>Rescue PFD 2</b>	<b>Rescue PFD 3</b>	<b>Rescue PFD 4</b>
12644				
00kg/00lb 00N	150N / 34lb	150N / 34lb	10kg/22lb 100N	10kg/22lb 100N
£250 \$00 €00	£00 \$00 €00	£00 \$00 €00	£00 \$00 €00	£00 \$00 €00
00kg /00lb	00kg /00lb	00kg /00lb	00kg /00lb	00kg /00lb
S/M, L/XL, XXL	S/M, L/XL, XXL	S/M, L/XL, XXL	S/M, L/XL, XXL	S/M, L/XL, XXL
	INVISTA 500D Cordura	1680D Nylon	INVISTA 500D Cordura	420D Nylon
00  	00  	00  	00  	00  
- - - -	- - - -	- - - -	- - - -	- - - -
00	00	00	00	00
00	00	00		
palm.equipment	en.drysuit.cn	en.drysuit.cn	en.drysuit.cn	en.drysuit.cn

IMAGES NOT to SCALE  
**COST:** £\$€= Currency conversion only, no duty, shipping etc.



- USES:
- Kayak/watercraft
  - Boat/Ship Crew
  - Shore-based Rescuer
  - Water Rescuer
  - Rescue swimmer/AST



MANUFACTURER	SECUMAR	SRE (NDIVER)	SRE (NDIVER)	SRE (NDIVER)
MODEL VARIANT	Swift Pro	Rescue 900	EVO X Rescue	Arctic Survivor Evo Pro
PRODUCT CODE				
ORIGIN				
USES				
CAPACITY BUOYANCY	kg/00lb <b>50N</b>	76/115kg/00lb <b>70/85N</b>	76/115kg/00lb <b>70/85N</b>	76kg/115lb <b>100/120N</b>
COST	£202 \$00 €00	£60 \$00 €00	£134 \$00 €00	£138 \$00 €00
WEIGHT	<b>00kg /00lb</b>	<b>00kg /00lb</b>	<b>00kg /00lb</b>	<b>00kg /00lb</b>
SIZES	S/M, L/XL, XXL	S/M, L/XL, XXL	S/M, L/XL, XXL	M/L/XL
MATERIALS	Cordura	Cordura	400D Ripstop Nylon	400D Ripstop Nylon
FASTEN	Front Buckle	Front Buckle	Front Buckle/Velcro	Front Buckle
LEGLOOPS/CROTCH STRAP				
QUICK RELEASE BELT				
INTEGRAL POCKETS	2	2	3	2
ADD POCKETS OPTIONS	-	-	-	-
LASH PADS / MOLLE	--			
ATTACHMENT EYES/RINGS	1	1	2	1
WHISTLE GRAB HANDLE				
COWSTAIL STOW POUCH				
KNIFE RADIO POUCH				
CHEMLIGHT STROBE POUCH				
REFLECTIVE ID FLAP/POUCH				
STANDARDS/APPROVALS	OO	EN ISO	EN ISO	EN ISO
COLOURS				
NOTES		OO	OO	OO
WEBSITE	palm.equipment	ndiver-rescue.com	ndiver-rescue.com	ndiver-rescue.com

				
<b>SRE (NDIVER)</b>	<b>STEARNS</b>	<b>STOHLQUIST</b>	<b>WRSI</b>	<b>YAK</b>
<b>5 Arctic Survivor Evo Pro 6</b>	<b>Universal</b>	<b>Descent</b>	<b>Rescue Wrap</b>	
				
76/115kg/00lb <b>100/120N</b>	00kg/00lb <b>00N</b>	00kg/00lb <b>00N</b>	55-115kg/00lb <b>90/110N</b>	00kg/34lb <b>150N</b>
£162 \$00 €00	£235 \$00 €00	£00 \$325 €00	£214 \$00 €00	£00 \$00 €00
<b>00kg /00lb</b>	<b>00kg /00lb</b>	<b>00kg /00lb</b>	<b>00kg /00lb</b>	<b>00kg /00lb</b>
M/L/XL	S/M, L/XL, XXL	S/M, L/XL, XXL	S/M, L/XL, XXL	S/M, L/XL, XXL
300D Ripstop Nylon			500D Nylon	
Front Buckle/Velcro  	OO  	OO  	Side -QuickClip Buckles  	OO  
4 -  4	- - - -	- - - -	4 - - 1	- - - -
	 	 	 	 
 	 	 	 	 
 	 	 	 	 
				
 	 	 	 	 
EN ISO	OO	OO	ISO	OO
		 		
OO	STEARNS is MUSTANG but one or two products may still be branded as Stearns		In conjunction with Peak UK	DISCONTINUED?
ndiver-rescue.com	stearnsflotation.com	stohlquist.com	.com	.com

# YOU DON'T HAVE TIME TO

... about the quality of your equipment. You have to know it works because, for you, saving lives also means keeping yourself alive.

At Mustang Survival, you can trust us to provide you with a complete range of water rescue solutions.

## NEXT GENERATION OF WATER RESCUE SOLUTIONS

Three years of research and development bring you new swift water rescue dry suits, specifically designed for water rescue professionals:

- New features for improved mobility, comfort & durability
- Innovative Rapid Repair Technology™ allows for the repair of seals and minor leaks on site
- Improved sizing delivers the best fitting suits on the market

View our range of solutions at: [mustangsurvival.com/SAR](http://mustangsurvival.com/SAR)



# THINK...



WE SAVE LIVES FOR A LIVING  
[mustangsurvival.com](http://mustangs survival.com)



# Water Rescue & Water Safety RESCUEDOG PFD



Above: Alp Design's Delphinus harness and in action on an Italian Swim-Rescue Newfoundland. top : Alp Design's Turtle  
Middle: Julius K9's 3in1

Unlike our previous Guide to Rope Rescue/Access Dog Harnesses the majority of companies making Dog PFDs are not from the rescue sector. Some are specialist marine-safety companies like **Baltic** and **Crewsaver** and some are specialist dog-harness companies like **Ray Allen Mfg**, **Julian K9**, **Non-Stop** and **Ruffwear**. The exception to this is Italian Caving and rescue specialist **ALP Design**, now part of **Kong** (the climbing company not the dog-ball manufacturer although they too have a basic pet dog flotation harness that we haven't included). Their two models are both specialist swim-vests with lift capability. Aside from 4 models suitable for swim-rescue, the rest are Pet Flotation Devices, an acronym we've made up and not to be confused with human Personal Flotation Devices. These are technically NOT life jackets which have an inflatable element to orientate the wearer head-up if unconscious. PFDs are for rescue dogs unexpectedly working around water and also for in-water swim-training like the Norwegian Non-Stop harness pictured on the right. Buoyancy doubles as thermal protection for ground work in colder climates but is otherwise a cumbersome prospect for a non-water dog. Perhaps the most versatile is **Ray Allen's Modular LLC** which is a webbing and mesh 'shell' into which you can mount or swap a flotation jacket, cooling pads and stab/bullet protection and/or kevlar belly shield against sharp terrain. The **Julius K9 3in1** is also a

versatile option because it allows float pads to be inserted into or removed from a neoprene jacket. The newest addition to this genre is the *UnderDog* (below) which comes from a source you might have thought already had such products - **MUSTANG SURVIVAL**. This is one of the best names in professional water safety and having used their gear professionally for decades we have a high degree of confidence in their products.



Most rescue dogs would wear a life jacket in exactly the same circumstances as their handler - as a precaution against falling into water - perhaps when searching around water or over water in a boat in the case of cadaver dogs but there are some dedicated water rescue dogs whose job it is to enter the water, swim to a struggling human and provide a tow back to safety or perhaps assist a human rescuer. These would use dedicated float harnesses with the **ALP Design** models the only options to have strategically located side handles for a victim or rescuer to hold onto. All other floatation vests in this GUIDE are intended solely for the safety of the dog should it fall into water. Unlike a smaller rescue dog with a 'personal' floatation harness, direct contact or tow-rescue dogs like the Newfoundland in the title picture are large, powerful dogs that can resist being 'swamped' by a panicking in-water casualty. In the title picture a tow strap is attached to the top eye which a struggling swimmer can grab to deploy and then be assisted back to shore or the boat. In-water rescue dogs require a degree of self reliance on the part of the casualty to perform a 'rescue'. Think of them more as an in-water version of a sight-assistance dog.

It is a little surprising that only the **ALP Design's 278/Turtle** and the **Ray Allan Modular LLC** have rear leg straps or the option to add them because they provide much greater security in terms of harness retention. As with the hoist-capable harnesses discussed in the previous issue, there can be a danger that the dog can pull backwards out of all other harnesses in this GUIDE

perhaps when scared, exhausted and someone is trying to pull them to safety or when connected to a tether and unwilling to be pulled wherever you intend them to go. Admittedly, this may be a peripheral concern and some like the **Julius K9** and **NRS** models would argue that their body wrap design with additional tensioning should negate this but it really depends on whether the dog has been secured into the harness because it is *definitely* entering the water or *just in case* it might fall into water. In the case of the latter the harness may be fitted less firmly to allow for comfort and fur/undercoat that is much bulkier when dry than it is when wet. Once the dog has entered the water the fur inevitably reduces in volume and the harness may be looser than the optimum fit. The **Delphinus** harness has two quick securing Velcro straps (with reflective strips) that mean the dog is at least partially secure within seconds even if the two buckle straps fail to be secured before the dog is swamped. These also mean the harness can be more quickly tightened should winching or lifting be required though it is the buckled straps that provide the true lift/hoist capability.

Much simpler in design, and representative of many of the harnesses in this GUIDE is the **NRS CFD** Harness. Effectively a one piece harness that can be slipped over the dog's head and secured around the chest/neck and under the belly which

## RESCUE DOG PFDs

needs plenty of padding because a wet dog sees a huge increase in weight which the padding and lift handle needs to be able to cope with. The eye on the top is for a tether NOT for lifting. Remember that such harnesses also function well in providing thermal insulation on dry land in colder months. Even though companies like **NRS**, **Crewsaver** and **Baltic** are professional water-safety companies, theirs and some of the brands not associated with military or law enforcement are intended more for pet animals than they are for professional rescue dogs although **Baltic's** most extensive range of dog PFDs includes one listed as suitable for rescue - the **Special**. Nevertheless, the principle for providing buoyancy and therefore safety for the dog when in water remains the same



NRS CFD harness



Julius K9's 3in1



and quality of production with these and the specialist dog companies **Julius K9** and **Ruffwear** provide peace of mind for the handler. There are a considerable number of 'dog lifejackets' available online through Amazon and Ali Baba etc. and some of these may well be OK but, as with all

equipment used in the professional rescue sector, if you are not familiar with the manufacturer and unsure of its track record, don't risk it. Expect to pay hundreds for the professional brands while renown pet brands may cost upwards £\$€40. Anything less than this and you will need to check stitching, design and components to satisfy yourself that it will perform its task of keeping your dog safe - it's fair to say that it is rarely worth basing a safety equipment purchase on the lowest price.

Sewn attachments for D-Ring, web eye and handles are very prone to degradation due to water and UV and in particular salt water. They need to be well cleaned after each use and you need to specifically inspect the stitching and integrity of the webbing itself - sometimes this may not be easy if other fabric components are covering it, which, of course, can also be a good thing if it's providing some protection to the stitching. Look for strong bar tacking which are three or four relatively thick parallel lines of stitching or a robust box stitch which is a square with an X stitched to each corner. Salt water corrosion will also be an issue to look out for with metal components, again, ensure that the harness is washed down with fresh water and properly dried after each use. Store in a well ventilated area to avoid mould.

**IN THE FOLLOWING TABLES.....**

A circle ●● in the 'USE' columns indicates that the feature is OK for that purpose but not ideal.

**COST:** a rough guide only - includes local taxes. Varies with exchange rates, extra taxes etc. We usually round up to the nearest Pound\$/US Dollar\$/Euro€. Larger sizes often cost more. **£\$€ in orange is a currency conversion** figure NOT an accurate import price with taxes etc which is shown in black.

**SIZES:** Given as generic sizing **S, M, L** etc. which varies wildly between models. Colour-coded to the weight/girth to read more easily but some are universally adjustable. We have tried to include the weight of dog to give an accurate idea for the flotation required but many only provide measurements.

**USES:** All of these harnesses can be used to provide a degree of floatation in water but one or two may only provide this as a consequence of using foam padding for comfort or thermal protection in which case they will have a diamond in the **BUOYANCY** column.

**SWIM-RESCUE** refers to the ability of the harness to assist not only the dog in staying afloat but also in assisting either a rescuer or a casualty while in the water. Usually this will be via extra handles on the body of the harness for a person to grab onto and is only present in the two ALP Design models.



**SUSPENSION** means the harness is capable of being hoisted or lowered vertically. This is usually via a bridle to spread the dog's weight evenly front-to back for hoisting into a helicopter, on or off a ship or up/down a cliff or wall. A single robust top eye does NOT constitute hoist-capable even if it will easily take the dog's weight because it is not even close to being safe - the dog may slip out and/or suffer compression of the thorax or neck. In our previous **GUIDE GROUND** referred to long-duration search, patrol and/or tracking and manoeuvring over boulders etc. requiring freedom of movement and no heavy panels that might rub against legs. In this **GUIDE** it refers only

to the ability to add a lead or tether and use the harness on dry land for a period of time. The ALP Design specialist water rescue harnesses for instance, is shown with a diamond rather than full square because they can have a lead attached but the dog would not be comfortable for long distances on land.

**MATERIALS:** The main fabric of the body panel containing the foam is shown in **black**. Webbing type is shown in **green** and the hard fittings (buckles & D rings) are shown in **burnt orange**.

**WEIGHT/GIRTH of DOG:** is the weight of dog that is intended to use the harness. Body mass is a more accurate indication for floatation requirements but girth measurement provides more accurate fitting. **BUOYANCY** provided by the harness is only given by a few manufacturers. It is NOT the same as the weight of dog it will support - a 27kg dog would only need 3 or 4kg of buoyancy to support its weight

Images NOT to scale  
 N/A = Not Available/not given **COST:** Approx & inc local tax/VAT  
**£\$€ in orange =currency conversion**  
**USES:** ●●=OK BUT NOT IDEAL  
**USES/FEATURES:** □= Option

		MODEL	COMPANY	ORIGIN	COST Inc tax/VAT	SUSPENSION	GROUND	SWIM-RESCUE	MATERIALS: 'JACKET' WEBBING INTEGRAL 'HARDWARE'
		TURTLE 278	ALP DESIGN		£190 \$265 €220	■	■	■	Cordura Polyester 7x double-D buckles 1x D-ring
		Delphinus	ALP DESIGN		£220 \$300 €250	■	■	■	Cordura 2x Velcro straps Polyester 7x double-D buckles 1xRing +4xSml Rings
		Maja (Cat Harness)	BALTIC		£28 \$38 €34	-	■	■	Cellu cushion float Polyester 3x plastic fast clips 1 metal D ring
		Mascot	BALTIC		£25-33 \$32-43 €29-39	-	■	■	Cellu cushion float Polyester 3x plastic fast clips 1x metal D-ring

because the water is supporting much of the load. There is a huge difference between the quality of components in a pet-shop dog harness and a professional dog's lift harness. Unusually for us, this GUIDE contains non-rescue professional designs that are mostly NOT intended for hoisting so the Minimum Breaking Strength/Load - **MBS** (in burnt orange) is only provided by one or two. We list the precise weights and sizes in metric with the imperial figures rounded up or down because it's a less precise measurement anyway! We dispensed with the **COMFORT / PADDING** column used in the previous GUIDE to *Hoist-Capable Harnesses* because ALL of these are padded to some degree. **INTEGRAL/ADD-ON FLOTATION** most of these harnesses have integrated flotation indicated by a black square but some can have extra flotation pads added to a neoprene jacket like the JuliusK9 3in1 or to a webbing frame like the Ray Allen Modular LLC. This allows quite a bit of flexibility and is indicated by an orange square ■. Those with minimal buoyancy are indicated by a black circle● meaning OK but not ideal

**SECURE:** The straps and attachment points which secure the dog in the PFD and you to the dog!

**GIRTH/BELLY:** a strap that can be adjusted for length on the underside of the dog. The **girth** strap is behind the front legs and the **belly** strap is further back towards the rear legs. For most of these float harnesses the buckles are plastic push-fit (Fastex,Nexus or DuraFlex) but some like the NRS use a plastic ladderlock where you simply pull the web tail to tighten and some, like ALP DESIGN ave alloy double D buckles because they are designed for hoisting as well as swimming.

**LENGTH:** refers to adjustment for length from front to back and is usually a buckle on the top at the shoulders or on the back near the back legs. Only one or two of these harnesses have that

capability.

**NECK:** indicates that the front or breast strap that encircles the neck can be adjusted for size.

We have omitted the Front eye/Handle column that we had in the last GUIDE to Dog Harnesses because none of these PFDs has that feature but it is an option on the K9 Storm harness.

**TOP EYE. TOP HANDLE:** Mostly a metal ring or D-ring but can be a reinforced sewn eye. Sewn eyes are indicated by an asterisk and details in the NOTES column. In professional models the top eye(s) may constitute part of a lift/hoist capability indicated in the **SUSPENSION** column. Otherwise assume that all of these are simply lead/tether eyes. The handle, will always be capable of lifting the full weight of the dog but this is simply for assisting out of the water or over an obstacle NOT for hoisting off the ground.

**ACCESSORIES:**

**POUCH. VELCRO. LIGHT ATTACH:** A pouch or pocket which can be for accessories like lift straps or dog supplies or the harness itself when not in use. **VELCRO** refers to strips of loop velcro onto which you can add badges, reflection, panniers etc. a key feature of 'tactical' harnesses. **LIGHT ATTACH** refers to elastic or Velcro-secured straps intended to hold a chemical light stick,stroke or torch/flashlight.

**HI-VIZ REFLECTIVE MOLLE:** **HI-VIZ** is a High visibility colour option like yellow or red. **REFLECTIVE** refers to smaller panels or badges or piping rather than the entire jacket. Often an optional badge and easily applied to harnesses with Velcro. **MOLLE** or PALS is military-style attachment webbing.

Any item that is an option is shown as an outline square □□□

**COLOUR:** Primary colour of Jacket or panel or webbing if it's a web-only harness. Secondary or web colours are shown in the square's outline frame.




























SIZE	WEIGHT of PFD	WEIGHT of DOG	GIRTH of DOG (&/or LENGTH of VEST)	SECURE GIRTH BELLY	SECURE NECK LENGTH	TOP /SIDE EYE(S) HANDLES	POUCH/VELCRO-ATTACH LIGHT	HI-VIZ REFLECTIVE MOLLE	COLOURS	WEBSITE	WWW.
S/M L	1.2kg/2.6lb 1.5kg/3.3lb	25-40kg/55-88lb 45-65kg/18-143lb	55cm/22" 65cm/25.6"	■ ■	■ ■	1 4*	■	■	■	Full flotation swim harness. *2 handles on flanks	alpdesign.it
S M L	800g/2lb 1kg/2.2lb 1.3kg/2.9lb	20-25kg/44-55lb 25-40kg/55-88lb >40kg/>88lb	- -	■ ■	- ■	1 6*	■	■	■ ■	Full flotation swim harness with zipped pouch. *2 handles on flanks. 2x rings on each side are options.	alpdesign.it
S M L	178g/6oz 200g/7oz 220g/8oz	0-3kg/0-6.6lb 3-7kg/6.6-15.4lb 7-10kg/15.4-22lb	- -	■ ■	- ■	1 1	-	■	■	Specifically designed for cats but could suit small dogs or animals?	Baltic.se
XS S M L XL XXL	170g/6oz 208g/7.3oz 248g/8.7oz 412g/14.5oz 470g/16.7oz 530g/19oz	0-3kg/0-6.6lb 3-8kg/6.6-17.6lb 8-15kg/17.6-33lb 15-40kg/33-88lb >40kg/>88lb	- -	■ ■	- ■	1 1	- -	■	■ ■ ■		Baltic.se


































































Images NOT to scale  
 N/A = Not Available/not given **COST:** Approx & inc local tax/VAT  
 £/\$ in orange =currency conversion  
 USES: ●=OK BUT NOT IDEAL  
 USES/FEATURES: □= Option

		MODEL	COMPANY	ORIGIN	COST inc tax/ VAT	USE SUSPENSION	USE SWIM RESCUE	USE GROUND	MATERIALS: 'JACKET' WEBBING INTEGRAL 'HARDWARE'
		Pluto	BALTIC		£20-28 \$24-38 €24-34	-	■		Cellu cushion float Polyester 3x plastic fast clips
		Special	BALTIC		£65 \$105 €96	-	●		Cellu cushion float Polyester 3x plastic fast clips 2x metal D-rings 2x plastic D-rings
		Zorro	BALTIC		£39 \$47 €43	-	■		Cellu cushion float Polyester Top Zipper 1 ladderlock buckle 1 plastic D-ring
		Petfloat	CREWSAVER		£58 \$76 €68	-	■		3x plastic fast clips 1x plastic D-ring
		Dog Flotation Device & Micro DFD	EZYDOG		£37-73 \$49-96 (£29) (\$38)	-	■		Polyester/Neoprene Nylon 3x plastic fast clips 1x St. steel D-ring 1x nylon D-ring
		X2 Boost	EZYDOG		£49-73 \$65-96 €57-85	-	■		1680D Nylon/ Neoprene Nylon 3x plastic fast clips 1x alloy D-ring
		Multifunctional/ IDC 3in1 Dog Vest	JULIUS-K9		£82-120 \$120-164 €110-150	●	■		Neoprene Nylon 2x plastic fast clips 3x metal D-rings
		SAR Std/ Aerial Insertion Std	K9 STORM		£2179* \$2699* €2520*	■	■		Ballistic Nylon & Kevlar Mil-Spec Nylon 3x alloy fast clips 2x plastic fast clips
		Underdog	MUSTANG SURVIVAL		£56 \$70 €65		●		Cordura & Mesh covered foam Nylon 3x plastic fast clips

SIZE	WEIGHT of PFD	WEIGHT of DOG	GIRTH of DOG (&/or LENGTH of VEST)	SECURE				COLOURS	NOTES	WEBSITE
				GIRTH BELLY	NECK LENGTH	TOP /SIDE HANDLE(S)	POUCH/VELCRO ATTACH LIGHT			
XS S M L XL XXL	133g/4.7oz 133g/4.7oz 175g/6oz 308g/11oz 347g/12oz 407g/14oz	0-3kg/0-6.6lb 3-8kg/6.6-17.6lb 8-15kg/17.6-33lb 15-40kg/33-88lb >40kg/>88lb	- - - - - -	■ ■ ■ ■ ■ ■	■ ■ ■ ■ ■ ■	1 1 1 1 1 1	■ ■ ■ ■ ■ ■	■ ■ ■ ■ ■ ■	Baltic.se	
S M L XL XXL	292g/10.3oz 434g/15.3oz 730g/25.7oz 800g/28.2oz 858g/30.2oz	0-8kg/0-17.6lb 8-15kg/17.6-33lb 15-40kg/33-88lb >40kg/>88lb >40+kg/>88+lb	- - - - -	■ ■ ■ ■ ■	■ ■ ■ ■ ■	2 1 1 1 1	■ ■ ■ ■ ■	■ ■ ■ ■ ■	2 side-mounted d-rings can take side handholds Baltic.se	
XS S M L	133g/4.7oz 133g/4.7oz 133g/4.7oz 133g/4.7oz	2-5kg/4.4-11lb 5-10kg/11-22lb 10-25kg/22-55lb >25kg/>55lb	- - - -	■ ■ ■ ■	■ ■ ■ ■	0 1 1 1	■ ■ ■ ■	■ ■ ■ ■	Zips along the top. Weights of harness provided by Baltic must mean that increased air volume alone is the difference in the size of dog supported. Baltic.se	
XS S M L XL	300g/10.6oz 375g/13.2oz 450g/15.6oz 525g/18.5oz 600g/21.1oz	-	24-30cm/9-12" 28-35cm/12-14" 35-45cm/14-18" 45-55cm/18-22" 55-65cm/22-26"	■ ■ ■ ■ ■	■ ■ ■ ■ ■	1 1 1 1 1	■ ■ ■ ■ ■	■ ■ ■ ■ ■	crewsaver.com	
XS S M L XL	(214g/7.5oz) 317g/11.2oz 389g/13.7oz 508g/18oz 593g/21oz 670g/23.6oz	(<7kg/<15.4lb) 7-11kg/15-24lb 9-20kg/20-44lb 18-27kg/40-60lb 27-41kg/60-90lb >41kg/>90lb	(25-34 30-50cm/10-13 12-20") 25-33 48-81cm/10-13 19-32" 33-41 53-89cm/13-16 21-35" 38-50 64-99cm/15-20 25-39" 43-61 69-112cm/17-24 27-44" 51-66 76-122cm/20-26 30-48"	■ ■ ■ ■ ■ ■	■ ■ ■ ■ ■ ■	1 1 1 1 1 1	■ ■ ■ ■ ■ ■	■ ■ ■ ■ ■ ■	Micro DFD is a variant for small dogs/animals ezydog.co.uk	
XS S M L XL	300g/10.6oz 350g/12.3oz 400g/14.1oz 450g/15.9oz 500g/17.6oz	7-11kg/15-24lb 9-20kg/20-44lb 18-27kg/40-60lb 27-41kg/60-90lb >41kg/>90lb	30-45 45-55cm/12-18 18-22" 35-50 56-65cm/14-20 22-26" 40-55 66-75cm/16-22 26-29" 45-60 76-85cm/18-24 30-33" 50-65 86-105cm/20-26 35-41"	■ ■ ■ ■ ■	■ ■ ■ ■ ■	2* 1 1 1 1	■ ■ ■ ■ ■	■ ■ ■ ■ ■	* one is a sewn web eye ezydog.co.uk	
S M L XL	g lb	15-25kg/33-55lb 24-40kg/53-88lb 40-60kg/88-132lb	40 44-64cm/16 17-25" 46 55-72cm/18 22-28" 51 65-82cm/20 26-32" 57 75-92cm/22 29-36"	■ ■ ■ ■	■ ■ ■ ■	2 1 1 1	■ ■ ■ ■	■ ■ ■ ■	Flotation panels can be removed *reflective seams julius-k9.com	
Custom*	average 907g/2lb	Custom*	Custom*	■ ■ ■ ■	■ ■ ■ ■	1 3 1 1	■ ■ ■ ■	■ ■ ■ ■	3 versions, Aerial Insertion, SWAT & SAR. All have #2 ballistic protection & buoyancy. *Customised for dog's wt, size & breed. *+3xMulti-Camo colours k9storm.com	
XS S M L XL	-	0.9-5.4kg/2-12lb 5.4-11kg/12-24lb 11-27kg/24-60lb 27-41kg/60-90lb 41-54kg/90-120lb	31-46cm/12-18" 46-61cm/18-24" 61-76cm/24-30" 69-91cm/27-36" 84-112cm/33-44"	■ ■ ■ ■ ■	■ ■ ■ ■ ■	1 1 1 1 1	■ ■ ■ ■ ■	■ ■ ■ ■ ■	*Light attach by virtue of the buckle adjustment web-ends velcro down mustangsurvival.com	

Images NOT to scale  
 N/A = Not Available/not given **COST:** Approx & inc local tax/VAT  
 £/\$ in orange = currency conversion  
 USES: ● = OK BUT NOT IDEAL  
 USES/FEATURES: □ = Option

		MODEL	COMPANY	ORIGIN	COST inc tax/ VAT	ON GROUND SUSPENSION	SWIM RESCUE	MATERIALS: 'JACKET' WEBBING INTEGRAL 'HARDWARE'
		Safe Life Jacket 2.0	NON-STOP DOGWEAR		£87-100 \$98-118 €88-107	●	■	PU-coated 210D Polyester Oxford/ 8mm TPE C/S1800 padding, Nylon 2x plastic fast clips* 3x metal D-rings
		Protector	NON-STOP DOGWEAR		£109-125 \$120-140 €110-135	●	■	PU-coated 210D Polyester Oxford/ HexiVent mesh, 8mm TPE C/S1800 padding, Nylon 2x plastic fast clips* 2x Lateral web loops
		CFD Dog Life jacket	NRS		£49 \$60 €56	-	■	420D Rip-Stop Nylon Nylon 2x plastic fast clips 1x plastic ladderlock 1x metal D-ring
		Modular LLC with Flotation	RAY ALLEN MANUFACTURING		£176* \$210 €96	-	■	Ballistic Nylon Nylon 2 GT Cobra buckles, 1 Roll Bar buckle, 2x Fastex, 6x G-Hooks, 1x metal D-ring
		Dog Buoyancy Aid	RED		£65-90 \$85-120 €76-105	-	●	Cordura 3x plastic fast clips 1x metal D-ring
		Pet Buoyancy Aid	RIBER		£23 \$30 €26	-	■	3x plastic fast clips 1x Ladderlock buckle 2x metal D-rings
		FloatCoat	RUFFWEAR		£95 \$80 €82	-	●	1000D Cordura PE 'Nylite' 4x 3-bar buckles 1x double-D buckle 4x length adjusters
		Auxilium	SPÜR HUNDE SCHULE		£51-61 \$64-77 €58-70	-	■	300D Cordura Nylon 3x plastic fast clips 1 metal D-ring
		K9 AquaFloat	WEST COAST HYDRATHERAPY		£60-70 \$79-92 €70-81	-	●	3x plastic fast clips 3x Length Adjusters

SIZE	WEIGHT of PFD	WEIGHT of DOG	GIRTH of DOG (&/or LENGTH of VEST)	SECURE GIRTH BELLY	NECK LENGTH	TOP /SIDE EYE(S) HANDLES	POUCH/VELCRO ATTACH LIGHT	HI-VIZ MOLLE REFLECTIVE	COLOURS	NOTES	WEBSITE
XS S M L XL XXL	169g/6oz 192g/6.8oz 312g/11oz 473g/17oz 619g/22oz 688g/24oz	1.5-7kg/3.3-15.4lb 2.5-10kg/5.5-22lb 5-20kg/11-44.1lb 10-30kg/22-66lb 15-40kg/33-88.2lb 20-50kg/44-110lb	20cm/8" 25cm/10" 30cm/12" 36cm/14" 42cm/17" 51cm/20"	 	 -	1 2 1	 -	 		2 side-mounted d-rings can take side handholds * Duraflex	nonstopdogwear.com
XS S M L XL XXL	169g/6oz 192g/6.8oz 312g/11oz 473g/17oz 619g/22oz 688g/24oz	1.5-7kg/3.3-15.4lb 2.5-10kg/5.5-22lb 5-20kg/11-44.1lb 10-30kg/22-66lb 15-40kg/33-88.2lb 20-50kg/44-110lb	20cm/8" 25cm/10" 30cm/12" 36cm/14" 42cm/17" 51cm/20"	 	 -	1 2 1	 -	 		2 side-mounted d-rings can take side handholds * Duraflex	nonstopdogwear.com
XS S M L XL	181g/6.4oz 233g/8.2oz 320g/11.3oz 374g/13.2oz 428g/15.1oz	<5kg/<12lb 6-11kg/13-24lb 11-27kg/25-59lb 27-36kg/60-79lb >36kg/>80lb	35-53cm/14-21" 51-66cm/20-26" 64-79cm/25-31" 76-91cm/30-36" 89-104cm/35-41"	 	 -	1 1	-	 	 	Bouyancy= 1.2kg/2.7lb 1.5kg/3.4 lb 2.2kg/4.9lb 2.9kg/6.4lb 3.6kg/7.9lb	nrs.com
Uni	408g/0.9lb +flotation panels	all	68-80cm/26-31.5" + extension strap for larger dogs	 	 	2 1	 	 	  + 	Flotation panels can be removed *price for modular harness + add-on 100N flotation	rayallen.com
XS S M L XL	-	-	33-48cm/13-19" 46-64cm/18-25" 61-81cm/24-32" 76-94cm/30-37" 89-114cm/35-45	 	 -	1 4*	 -	 	  	2 dorsal + 1 running each side from shoulder to chest (black strap that leads to fast clip buckle)	red-equipment.co.uk
M L	-	-	33-55cm/13-22" 40-70cm/21-27" 46-76cm/18-30"	 	 	2 1	 -	 			riberproducts.com
XXS XS S M L XL	.2kg/0.4lb .25kg/0.55lb .34kg/0.75lb .43kg/0.95lb .5kg/1.1lb .6kg/1.35lb	-	33-43cm/13-17" 43-56cm/17-22" 56-69cm/22-27" 69-81cm/27-32" 81-91cm/32-36" 91-107cm/36-42"	 	 -	2* 1	 -	 	 	*1 eye is a webbing eye	ruffwear.com
M L XL	0.4kg/0.88lb	-	40-60cm/21-24" 60-80cm/24-32" 80-100cm/32-39" 100-140cm/39-55"		 -	1 2	 -			100N of buoyancy	spuerhundeschule.de
XS S M L XL XXL	3.9kg/8.7lb	-	51-61cm/20-24" 54-63cm/21-25" 57-67cm/22-26" 65-80cm/26-31" 73-93cm/29-37" 87-104cm/34-41" 87-107cm/34-42"		 -	3* 1			 	*all are webbing eyes	westcoasthydrotherapy.co.uk



# Oceanid<sup>TM</sup>

WATER RESCUE CRAFT





RDC@Oceanid.com  
(208) 322-3600



# SURFACE DRYSUITS

## INTRODUCTION

This Guide is focused on rescue drysuits that are suitable for use out of and in-water but distinct from purely dive suits which will be a separate Guide. There are some dive suits included here that are used for surface rescue and there are some dedicated ice rescue suits that would be too bulky and hot for general surface rescue work so they have separate category rows in our tables. It's quite difficult to get consensus on the true history of drysuit development because there was much experimentation in the 30's and 40's and hard to know when a suit truly kept the body dry. Everyone over the age of 30 will be familiar with the term 'frogman' which was combat diving largely developed by a specialist Italian Navy team and subsequently taken up with gusto by British Commandos during WWII. Their 'Top-Secret' suits were primarily membrane rubber as distinct from thicker neoprene so in this respect they were certainly on their way to being drysuits. Sometime during the 40s and 50s suits evolved to provide a dry body and the ability to use thermal layering - so-called baggy suits rather than skin-tight wet suits. In the absence of the NASA invented dryzips original drysuits were rubber and had to be stretched over the head (in the case of an early *Pirelli* model) via an enlarged opening which was subsequently made watertight with a hood drape or a metal ring for a hood or the suit was accessed via an 'umbilical' tube that was then rolled up to create a watertight seal (in the case of a British *Seibe Gorman* model). Companies like *Viking* in Norway who were working on drysuits at the request of the Norwegian Navy and *Poseidon* in Sweden were producing viable drysuits in the 50's but it wasn't until the space race caused the development of an airtight zip for space suits that divers' drysuits truly evolved into the versatile, multi-agency tool that it is today. Some of the companies involved haven't changed much in the past few decades except that they now have several dozen competitors. This is mostly due to sports demands but there are also a lot of commercial dive suits and military models available. **We have only included companies actively producing RESCUE-oriented models.** So we haven't included otherwise worthwhile models from folk like *Gul, Holis, Kokotat, O'Three, Stohlquist, Seatec* in Australia or the aptly named '*Waterproof*' in Sweden. Even the companies we have included may have many more models that are worth a look. Often these only differ from a 'rescue' model by dint of high vis colours and some reflective tape but for the purposes of this GUIDE they will have been shown to be fit for the purpose of rescue.

Of those not in our Guide, *Bell Avon* still exist as part of *Zodiac* inflatable boats, *Solent* still make wetsuits and associated products and *Nokia* presumably branched out big time into more lucrative areas.



Wearing a DUI USCG drysuit a rescue swimmer deploys from a MH-65C Dolphin rescue helicopter U.S. Coast Guard photo by Petty Officer 2nd Class Levi Read

Main Image: U.S. Coast Guard Ice Rescue training photo by Petty Officer 2nd Class Lauren Jorgensen  
Inset Left: MFC-International Drysuit.  
Inset right: Mustang Survival's Sentinel D624

You can see from early development that there was a time when drysuits were just for divers or at least for underwater use. Water rescue, as the traditional domain of beach lifeguards, helicopter PJs or rescue boat crews, meant wet suits. They're called 'wet' because the user relies on a layer of water warmed from being sandwiched between spongy neoprene and the skin, to maintain a functioning body temperature. The suit prevents heat being stripped from naked skin by cold water or cold air but also relies on a degree of self-heating through activity to work efficiently. Once the user becomes inactive or the water becomes more frigid this principle doesn't work so well and this is where drysuits capable of being used over thermal layers excel in rescue work.

In the past few decades drysuits have become more like the ultimate in waterproof overalls than a dive suit and in fact many aren't now even suitable or capable of being used under water or even for swimming and are simply a means of protecting the rescuer against the elements while on or near water and for simple wading in floods. They should keep you mostly dry should you fall in and then egress immediately but are not intended for in-water use. NB: Our row in the **USES** section of the tables headed **IMMERSION** indicates that the suit will keep you dry if you fall in or are completing an in-water task- **it does NOT mean immersion in the sense of long term in-water survival.** Equally a full dive suit is not generally the



best thing to wear as a surface rescue suit. Aside from being more expensive it may be too restrictive with tighter seals and features like inflation and exhaust (purge) valves that just get in the way. 'Surface' suits are now a specialised and commonplace item in their own right. Rescuers are able to don them quickly at a water rescue incident and are provided with a good degree of thermal protection as well as counter-contamination. At their most bulky are the dedicated ice rescue suits like the Stearns DriFlex, Imperial IR1500 and Mustang Ice Commander with insulating neoprene and integral hoods and gloves. But many other suits are substantial enough to be used for ice rescue providing they have enough room for insulating layers. At the other end of the spectrum, some drysuits are relatively thin waterproof nylon for short term use only, some are even disposable - small and light enough to be stored in a response bag or in the vehicle. An interesting long-duration variation on lightweight is the Survitec/Multifabs 601 a long duration drysuit light enough and comfortable enough to be worn all day beneath regular rescue clothing which opens up a number of possibilities for use of specialist rescue clothing and equipment when exposed to the risk of cold-water immersion.

For swiftwater and flood rescuers something more substantial is called for because fast moving water requires more efficient seals and drysuits should have clean lines so that there is

less possibility of snagging. Their water resistance capabilities and strength of outer fabric are often much higher than for a surface or disposable suit. Cordura or heavy gauge nylon are now as common as more traditional Butyl, rubber and neoprene though they are most often used as part of a layered fabric - Bi or Tri-Laminates. The other specialised drysuit that requires exemplary in-water performance is the pararescue or rescue swimmer suit. Used primarily by helicopter crews it may or may not have fire-retardant qualities but it is going to be amongst the best drysuits available because the PJ or winchman role can be unforgiving and would soon highlight any shortcomings in drysuit performance. Boat suits are not necessarily designed for regular in-water use but tend to have a tougher outer fabric like Cordura simply because it is regularly knocking against hard and rough surfaces; they're more of a working suit.

## KEY TO TABLES

### COST

basic model. As always, expect lower cost for multiple purchases or reduced specifications. Prices INCLUDE VAT or local taxes. £\$€ in Orange are a CURRENCY CONVERSION ONLY and do not

include import tax, shipping etc.

**ORIGIN:** Not necessarily where the suit is made. It refers to the company's country of origin and even this may be misleading if the company is a subsidiary. For instance Mustang Survival would normally be listed as Canadian but is now owned by US group, Safariland.

**FEMALE VERSION:** With apologies for the stereotypical pink but it stands out well in the tables! All membrane suits are going to be far more forgiving of shape than a skin-tight neoprene suit so female sized versions aren't necessarily vital for all facets of rescue work. Nevertheless, some manufacturers do offer an off-the-peg female fit with appropriate relief zip (if fitted) while the rest should at least be looking at an option for the 51% of the population that need a properly fitting suit as well!

**MATERIALS:** Traditionally drysuits have fallen into two types of construction, **MEMBRANE** which is baggy and **NEOPRENE** which is a tighter fit. Most rescue suits are 'membrane suits' and utilise a wide range of materials. Simple nylon or Cordura which can be lightweight, inexpensive and used in temporary use or 'disposable' suits. Or it can be thicker and tougher and a more durable option. Either way it is non-breathable. In combination with other materials or multiple layers, nylon becomes a far more durable suit though still not breathable which is the domain of GoreTex or similar specialist materials. Breathable suits are particularly suited to surface or out-of-water use when overheating could be an issue. Some that are quoted as breathable may only be breathable on the top section. The vast majority of drysuits in this list are Bi or Tri-Laminate where two or three materials are sandwiched together. Often this will be Nylon, Butyl or to a lesser extent neoprene and a more complex material like Goretex with a comfortable liner or facing material which aids in wicking moisture away from the body. Goretex may also be used in


conjunction with Nomex for fire retardancy in drysuits used in aviation. High tenacity Nylon and Cordura tend to offer the best protection from wear while Butyl, Neoprene and similar rubber compounds offer good insulation as well as a better degree of wear resistance than *GoreTex* and breathable materials alone. More complex suits, usually intended for diving, may incorporate a special inner suit to provide better fit, comfort and warmth than the outer alone. This is donned as a single, integrated drysuit for example Whites Fusion as distinct from the more usual separate drysuit and undersuit. This article is large enough as it is so we haven't been able to go into too much detail on the individual materials but it's worth you doing some extra research in this regard once you've narrowed down your selection.

**REINFORCED AREAS:** As distinct from 'Padded Areas' this refers to the addition of extra layers or a more robust material in areas of high wear. Mostly this is in the contact areas of the knees, elbows and seat (buttocks) but may also be on the shoulders and around the waist where the rescuer's suit is in contact with load-bearing harness straps and scuba, SCBA or CABA tanks.

**PADDED AREAS:** Usually applies to the knees where thickened 'comfort' padding is used in addition to reinforcement to alleviate wear and abrasion. Padded areas provide comfort on hard, sharp and angular surfaces as well as resistance to penetration. They will often have drainage built in so that the suit doesn't retain excess water on land or when hoisted out of water. Some provide external pads that can be inserted into knee and/or elbow auto-draining pouches.

**ENTRY:** Once waterproof zips were invented, dive suits followed the space suit initiative with a horizontal zip across the shoulders. This kept a vital component away from any frontal assault but it wasn't long before those less concerned with underwater zip integrity looked at easier and quicker ways to don a drysuit. A front zip was found to be easiest with most being diagonal but there are also shoulder to shoulder (yoke) and 'J' configurations as well as a full spiral such as on the Multifabs 106.

**SIZE ADJUST:** Usually just a fabric extension of the outer material at the wrist, ankle and/or neck and often intended to be seal protection but with velcro they enable you to tighten the material. This lessens your profile and makes the seals more efficient while allowing you to slacken off for comfort when out of water. Necks and ankles may also be adjusted by zip or elasticated cord and toggles.

**SEALS:** what used to be rubber is now more often than not latex but can also be silicone which tends to be more expensive or it may be neoprene which many find more comfortable. Either way, with tight rubber-like seals at the neck, wrist and ankle water is prevented from entering the suit. In many cases there will be an integral hood protecting the head and sealing on the face. There will also be either waterproof seals at the ankle or integral socks, booties or boots. Booties shown as  in our tables, are usually a cross between a flexible sock and the sole of a boot. Socks or an ankle seal enables the wearer to use any suitable boot they wish. Swiftwater rescuers in particular like to have a more tactile boot to provide better traction and mobility on rocks and as can be seen from our title shot, studded boots are much better on ice than standard sole boots.

Where integrated boots are offered they tend to be tough and steel toe capped and/or rubber wellingtons particularly for boat suits. Drysuits with dive capability and especially in contaminated water may have fixed rings at the wrist to enable connection of gloves to keep the hands dry.

At the neck things have changed in recent years with an adjustable neck seal option providing very improved levels of comfort for the surface rescuer and rescue swimmers. The great Jim Segerstrom used a Mustang suit with this feature for swiftwater rescue and swore by it. I too have this excellent drysuit but keep miscalculating how tight to draw in the neck to withstand immersion. If your face is not red, it isn't tight enough!

**POCKETS** Most suits can have pockets custom-fitted but standard fittings vary. Generally speaking swiftwater oriented suits will not have pockets as standard because they may be a snag hazard. In aviation suits there may be low profile pockets on the top of the thighs and for more general purpose rescue and USAR there may be bellows style cargo pockets. Some have shoulder pockets with pen holders and some have D-rings or even lanyards which enable you to secure items on a length of cord or elastic so that they can be used but safely retained. Lash Tabs also known as Matrix Base Plates offer a means of attaching pockets or accessories using webbing.

**REFLECTIVE:** Counter to the interests of tactical operators but reflective tape is a feature of most rescue drysuits, usually on the wrists and/or arms but may also be in the form of piping which is less obvious until a light is shone near it

**BRACES/SUSPENDERS:** Are mounted internally and help to improve fit so that the legs don't sag in relation to the torso -especially useful for shorter individuals wearing a standard fit suit. Also used to keep up the legs when the top part of the suit is unhinged when on a break (away from the water).

**ADJUSTABLE WAIST:** to lessen that Pooh Bear look and give a firmer fit around the waist. Negated to some extent by those wearing a PFD. Some suits have a telescoping torso which allows good height adjustment.

**RELIEF ZIP:** If you are used to a wet suit don't forget that you've switched to a drysuit or there could be some unsavoury sealed in liquids and odours. A relief zip is a great feature if you're likely to be in a suit for long periods without the option to disrobe for a latrine break. Our table indicates the male option but some offer a zipped drop-down seat option for females. Dive oriented companies also offer a urine valve .

**PURGE/INFLATE VALVE:** A necessity for dive suits along with an inflation port so the presence of a valve usually discerns dive from the surface suits BUT air purge is a great feature on any drysuit even if you don't dive because it allows rapid release of pent up air without having to perform the neck-pull-squat while inflate allows a big increase in buoyancy.

**COLOURS:** We've listed combination colours with a forward slash/. Similar proportion colours begin with a capital letter and minority colours with a lower case letter. Most, though not all, suits have some element of black and this is often from the waist down while the top half is in a higher visibility colour like red, yellow or orange. Obviously, most tactical-oriented suits stick to all black or dark blue and lack reflective tape which is counter-productive when trying to avoid snipers or sentries!



**NRS**  
RESCUE

SWIFTWATER RESCUE EQUIPMENT

- Dry suits • Wetsuits • Footwear • Gloves • Helmets
- Life Jackets • Rescue hardware and more...

nrsrescue.com | rescue@nrs.com



## WRS WATER RESCUE BOOT



The WRS Water Rescue Boot is designed to give the user both **confidence** and **protection** in this **difficult environment**.

- Synthetic leather and Neoprene upper
- Nitrile rubber sole for added grip on wet smooth surfaces
- Multi directional tread pattern for slippery terrain
- Boa Lace System for a secure and quick fit.
- Fibreglass safety toe cap.
- Anti-perforation midsole
- Drainage holes
- Oil resistant sole
- Bright colour for under water identification
- Reflective detail on tongue
- Certified: EN ISO 20345: 2011 SIP SRC
- Sizes 36- 48

### CONTACT

Krommebeekstraat 44  
8930 Menen, Belgium  
+32 56 21 38 62  
contact@wrsinternational.com  
www.wrsinternational.com



**Images NOT to Scale**  
**COST:** Approx, INC local tax/VAT. £/\$/€=currency conversion only  
**USES/ FEATURES:**  
 ● = partial feature&/or OK but not ideal  
 □/■ = Option  
 N/A = Info Not Available  
**VALVES** PRV=Pressure Relief Valve



MANUFACTURER	AQUATEK	AQUATEK	AQUATEK	COLLINS NET	COLLINS NET	COLLINS NET	COLLINS NET
MODEL VARIANT	X480R	X350R	S200R	First Responder	Rescue	Technical Rescue	Patrol
ORIGIN							
COST	£00 \$00 €00	£00 \$00 €00	£00 \$00 €00	£00 \$00 €00	£00 \$00 €00	£00 \$00 €00	£00 \$00 €00
USES	SURFACE IMMERSION	■	NO	■	■	NO	■
	SWIFTWATER FLOOD	■					
	CONTAMINANTS						
	DIVE						
	BOAT CREW						
	AVIATION						
	ICE/EXTREME COLD						
	TACTICAL						
	SIZES						
	to fit HEIGHT CHEST						
MATERIALS	TOP /BREATHABLE	00	00	00	00	00	00
	LEGS/ BREATHABLE	00	00	00	00	00	00
	REINFORCEMENT AREAS	00	00	00	00	00	00
	SEALS NECK/WRIST	00			00		
SOCKS BOOTS SEALS	■			■ □			
FEATURES	FEMALE FIT OPTION				■		
	ZIP ENTRY						
	INTEGRAL SIZE ADJ						
	POCKETS						
	REFLECTIVE SOLAS						
	INTERNAL BRACES						
	ELASTIC ADJUST WAIST						
	RELIEF ZIP FEMALE						
	PURGE INFLATE VALVE	--	--	--	--	--	--
	STORAGE BAG						
OTHER COLOURS			■ ■ ■	■ ■ ■ ■ ■			
NOTES							
WEBSITE www. .com	aquatekdrysuits.co.uk	aquatekdrysuits.co.uk	aquatekdrysuits.co.uk	collinsnet.co.uk	collinsnet.co.uk	collinsnet.co.uk	collinsnet.co.uk



NET	CREWSAVER (SURVITEC)	DUI	DUI	DUI	FIRST WATCH	HAMMOND DRYSUITS	HAMMOND DRYSUITS	HAMMOND DRYSUITS
	Atacama Pro	--	--	--	Ice Rescue RS10021005-HV-U	--	--	--
	£00 \$00 €00	£00 \$00 €00	£00 \$00 €00	£00 \$00 €00	£00 \$780 €00	£00 \$00 €00	£00 \$00 €00	£00 \$00 €00
	■			■				
	●							
	■							
	-							
	■				■			
	-							
	-							
	S,M,L,XL,XXL 168-198cm 5'6"-6'6" 86-122cm 34-48cm				5'-6'4" 4'6"-5'8"			
	TriLaminate ■ Cordura PU Knees/Seat	00 00 00 00	00 00 00 00	00 00 00 00	00 00 00 Knee/Elbow	00 00 00 00	00 00 00 00	00 00 00 00
	Neoprene □ ■							
	Front Diag Wrists 1 leg				Front Vertical 2x Ice Awl			
	■				■			
	■							
	-							
	-				-	-	-	-
	■				■			
				■				
	Integral wellingtons have steel toe and mid-shank							
o.uk	crewsaver	dui-online	dui-online	dui-online	firstwatchgear	hammond-drysuits.co.uk	hammond-drysuits.co.uk	hammond-drysuits.co.uk

**Images NOT to Scale**  
**COST:** Approx, INC.local tax/VAT. £\$€=currency conversion only  
**USES/ FEATURES:**  
 ● = partial feature&/or OK but not ideal  
 □ □ □ = Option  
 N/A = Info Not Available  
**VALVES** PRV=Pressure Relief Valve



MANUFACTURER	HANSEN PROTECTION	HANSEN PROTECTION	HANSEN PROTECTION	HANSEN PROTECTION	HANSEN PROTECTION	HIKO	ICE RESCUE SYSTEM	
MODEL VARIANT	SeaRescue Tactical	SeaRescue II	SeaRescue III	SeaSwim MSAD III	SeaRescue Neoprene	Rescue-	Hybrid	
ORIGIN								
COST						£00 \$00 €911	£00 \$890 €00	
USES	SURFACE				■		■	
	IMMERSION				■	■	●	
	SWIFTWATER						-	
	FLOOD						■	
	CONTAMINANTS						■	
	DIVE				●		-	
	BOAT CREW						■	
	AVIATION						-	
	ICE/EXTREME COLD					■	■	
	TACTICAL						-	
SIZES					XS,S,M,L,XL,XXL		S,M-L,XL	
to fit HEIGHT								
CHEST								
MATERIALS	TOP /BREATHABLE	00	00	00	00	5mm Neoprene	00	200D Nylon
	LEGS/ BREATHABLE	00	00	00	00	5mm Neoprene	00	Cordura
	REINFORCEMENT	00	00	00	00	PU	00	1000D Nylon
	AREAS	00	00	00	Seat (option)	Knees	00	Thigh/Seat/V
SEALS NECK/WRIST				/	Neoprene		Neoprene/L	
SOCKS BOOTS SEALS								
FEMALE FIT OPTION							-	
FEATURES	ZIP ENTRY	Front Diagonal	Front Diagonal	Front Diagonal	Front Diagonal	Front Diagonal	Front Diagonal	Front Diagonal
	INTEGRAL SIZE ADJ							-
	POCKETS					Chest,pen,radio		Ice Awl
	REFLECTIVE SOLAS					■		■
	INTERNAL BRACES							■
	ELASTIC ADJUST WAIST							-
	RELIEF ZIP FEMALE							-
	PURGE INFLATE VALVE	--		--	--	■	--	--
	STORAGE BAG							-
	OTHER COLOURS							
NOTES	Survitech Company	Survitech Company		Adjustable Neck	Detachable hood & gloves		Sizes termed Universal Large and O size. Also Custom size. WT: 16lb	
WEBSITE www. .com	hansenprotection.no	hansenprotection.no	hansenprotection.no	hansenprotection.no	hansenprotection.no		icerescuesystem.com	



	IMPERIAL	MFC INTERNATIONAL	MUSTANG SURVIVAL	MUSTANG SURVIVAL	MUSTANG SURVIVAL	MUSTANG SURVIVAL	MUSTANG SURVIVAL	
	Ice Rescuer IR1500	--	Ice Commander IC9001	Sentinel MSD576	Sentinel MSD624	Sentinel Rescue Swimmer MSD660	Sentinel Light Boat Crew MSD636	
	£00 \$1300 €00	£00 \$00 €00	£00 \$00 €00	£00 \$00 €00	£00 \$00 €00	£00 \$00 €00	£00 \$00 €00	
	■	■	■					
	●	●						
	■	■						
	-	-						
	■	■	■					
	-	-						
	-	-	■					
	-	-						
	S,M,L,XL,XXL 168-198cm 5'6"-6'6" 86-122cm 34-48cm	S,M,L,XL,XXL 168-198cm 5'6"-6'6" 86-122cm 34-48cm						
■	TriLaminate Cordura PU Knees/Seat	TriLaminate Cordura PU Knees/Seat	00 00 00 00	00 00 00 00	00 00 00 00	00 00 00 00	00 00 00 00	
■	Neoprene □ ■	Neoprene □ ■						
onal	Front Diagonal Wrists 1 leg ■Wrists	Front Diagonal Wrists 1 leg ■Wrists						
	■	■						
	■	■						
	- -	- -						
	- -	- -	- -	- -	- -	- -	- -	
	■	■						
iver- Over- om.	Survitech Company	Integral wellingtons have steel toe and mid-shank				Available as Aviation or Naval versions	MSD637=Rear Drop Relief Panel	
ems		mfc-international	pro.mustangsuvival	pro.mustangsuvival	pro.mustangsuvival	pro.mustangsuvival	pro.mustangsuvival	

**Images NOT to Scale**  
**COST:** Approx, INC local tax/VAT. £\$€=currency conversion only  
**USES/ FEATURES:**  
 ● = partial feature&/or OK but not ideal  
 □ ◻ ◻ = Option  
 N/A = Info Not Available  
**VALVES** PRV=Pressure Relief Valve



MANUFACTURER	MUSTANG SURVIVAL	MUSTANG SURVIVAL	MUSTANG SURVIVAL	NDIVER RESCUE	NDIVER RESCUE	NDIVER RESCUE	NDIVER RESCUE
MODEL VARIANT	Sentinel TacOps MSD674	Sentinel Light SpecOps MSD676	Sentinel Aviation MSD697	Responder MOD2	Storm Force	Arctic Survivor	FEM
ORIGIN							
COST	£00 \$00 €00	£00 \$00 €00	£00 \$00 €00	£360 \$00 €00	£725 \$00 €00	£675 \$00 €00	£Custom \$00 €00
USES	SURFACE						
	IMMERSION	■			■		
	SWIFTWATER						
	FLOOD						
	CONTAMINANTS						
	DIVE						
	BOAT CREW						
	AVIATION						
	ICE/EXTREME COLD						
	TACTICAL						
SIZES	to fit HEIGHT CHEST						
MATERIALS	TOP /BREATHABLE	00	00	00	00	00	00
	LEGS/ BREATHABLE	00	00	00	00	00	00
	REINFORCEMENT	00	00	00	00	00	00
	AREAS	00	00	00	00	00	00
SEALS NECK/WRIST							
SOCKS BOOTS SEALS							
FEMALE FIT OPTION							
FEATURES	ZIP ENTRY						
	INTEGRAL SIZE ADJ						
	POCKETS						
	REFLECTIVE SOLAS						
	INTERNAL BRACES						
	ELASTIC ADJUST WAIST						
	RELIEF ZIP FEMALE						
	PURGE INFLATE VALVE	--	--	--	--	--	--
STORAGE BAG							
OTHER COLOURS	■			■			
NOTES							
WEBSITE www. .com	pro.mustangsurvival	pro.mustangsurvival	pro.mustangsurvival	ndiver-rescue	ndiver-rescue	ndiver-rescue	ndiver-rescue



**Images NOT to Scale**  
**COST:** Approx, INC local tax/VAT. £/\$/€=currency conversion only  
**USES/ FEATURES:**  
 ● = partial feature&/or OK but not ideal  
 □/□/□ = Option  
 N/A = Info Not Available  
**VALVES** PRV=Pressure Relief Valve



MANUFACTURER	OS SYSTEMS	OS SYSTEMS	OS SYSTEMS	OS SYSTEMS	OS SYSTEMS	POSSESS SEA IND CO	POSSESS SEA IND CO
MODEL VARIANT	DSRTFE	SPLB SROB	SPLLB SRBEC	SPLB SRO	SPLB SREC	Rescue 082101	Rescue 082102
ORIGIN							
COST	£650 \$00 €00	£00 \$00 €00	£00 \$00 €00	£00 \$00 €00	£00 \$00 €00		
USES	SURFACE						
	IMMERSSION	■			■		
	SWIFTWATER						
	FLOOD						
	CONTAMINANTS						
	DIVE						
	BOAT CREW						
	AVIATION						
SIZES	ICE/EXTREME COLD						
	TACTICAL						
	to fit HEIGHT						
	CHEST						
MATERIALS	TOP /BREATHABLE	00	00	00	00		
	LEGS/ BREATHABLE	00	00	00	00		
	REINFORCEMENT	00	00	00	00		
	AREAS	00	00	00	00		
FEATURES	SEALS NECK/WRIST						
	SOCKS BOOTS SEALS						
	FEMALE FIT OPTION						
	ZIP ENTRY						
	INTEGRAL SIZE ADJ						
	POCKETS						
	REFLECTIVE SOLAS						
	INTERNAL BRACES						
	ELASTIC ADJUST WAIST						
	RELIEF ZIP FEMALE						
OTHER COLOURS	PURGE INFLATE VALVE			--	--	--	
	STORAGE BAG						
NOTES	■			■			
WEBSITE www. .com	osystems.com	osystems.com	osystems.com	osystems.com	osystems.com	en.drysuit.cn	en.drysuit.



**Images NOT to Scale**  
**COST:** Approx, INC local tax/VAT. £/\$/€=currency conversion only  
**USES/ FEATURES:**  
 ● = partial feature&/or OK but not ideal  
 □/□/□ = Option  
 N/A = Info Not Available  
**VALVES** PRV=Pressure Relief Valve



MANUFACTURER	TYPHOON	TYPHOON	TYPHOON	TYPHOON	TYPHOON	TYPHOON	TYPHOON
<b>MODEL VARIANT</b>							
<b>ORIGIN</b>							
<b>COST</b>	£00 \$00 €00	£00 \$00 €00	£00 \$00 €00	£00 \$00 €00	£00 \$00 €00	£00 \$00 €00	£00 \$00 €00
<b>USES</b>	SURFACE						
	IMMERSSION						
	SWIFTWATER						
	FLOOD						
	CONTAMINANTS						
	DIVE						
	BOAT CREW						
	AVIATION						
	ICE/EXTREME COLD						
	TACTICAL						
<b>SIZES</b>							
to fit HEIGHT							
CHEST							
<b>MATERIALS</b>	TOP /BREATHABLE	00	00	00	00	00	00
	LEGS/ BREATHABLE	00	00	00	00	00	00
	REINFORCEMENT	00	00	00	00	00	00
	AREAS	00	00	00	00	00	00
SEALS NECK/WRIST							
SOCKS BOOTS SEALS							
<b>FEATURES</b>	FEMALE FIT OPTION						
ZIP ENTRY							
INTEGRAL SIZE ADJ							
POCKETS							
REFLECTIVE SOLAS							
INTERNAL BRACES							
ELASTIC ADJUST WAIST							
RELIEF ZIP FEMALE							
PURGE INFLATE VALVE	--	--	--	--	--	--	--
STORAGE BAG							
OTHER COLOURS	■	■	■	■	■	■	■
NOTES							
WEBSITE www. .com	typhoon-int.co.uk	typhoon-int.co.uk	typhoon-int.co.uk	typhoon-int.co.uk	typhoon-int.co.uk	typhoon-int.co.uk	typhoon-int.co.uk



TYPHOON
TYPHOON
WRSi
YAK

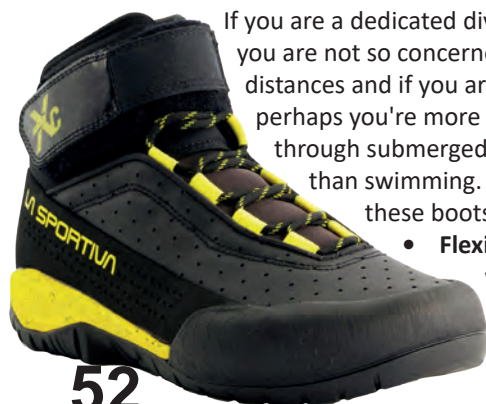
	Leven Agressor MDS2		Horizon MDS2				
	£00 \$00 €00	£00 \$00 €00	£825 \$00 €00	£00 \$00 €00			
			■	■			
			■	■			
			■	■			
			■	■			
			M,M+,L,L+,XL, XL+,XXL	M,M+,L,L+,XL, XL+,XXL			
	00 00 00 00	00 00 00 00	NylonTriLaminate ■ NylonTriLaminate ■ Knees	NylonTriLaminate ■ NylonTriLaminate ■ Knees			
			Latex ■	Latex ■			
			Front YKK	Front YKK			
			2 ■	2 ■			
			■	■			
	--	--	--	--			
	■	■					

typhoon-int.co.uk
typhoon-int.co.uk
wrsinternational.com

IMAGES NOT TO SCALE



**W**ater rescue boots are great for canyon and cave rescue but are a dilemma for multi-role agencies because the tasks they are expected to perform can be contradictory - lightweight, heavy duty, robust tread able to provide grip on slippery, wet surfaces- thin-and flexible enough for swimming fins, quick draining but don't let in too much sand/mud/grit, swim in them, walk on rocks, don't damage the inflatable rescue craft but be able to hike in to the incident scene, possibly from a very long distance. *Palm Equipment's* useful diagram on the right shows the general construction where the insole is always removable and usually cushioned and the midsole is the protective layer above the outsole which is the sole and any connected rand which we have listed as 'sole' and 'reinforcement' in our tables.



If you are a dedicated dive team or boat crew you are not so concerned about walking long distances and if you are a flood response team perhaps you're more concerned about walking through submerged debris and broken glass than swimming. Either way, we can divide these boots into four distinct types:

- **Flexible, enhanced rock/wet boots** which are a variation on dive 'rock'

boots and watersport booties. **We have included some with the more robust soles** eg. *TDS & DUI* but *Apeks, Mares* etc. are in the updated version of this article in the **Water Rescue BUYERS GUIDE** which includes more dive and rock boots.

- **Military or mountain style high-leg service, walking or climbing boots** which are stripped down from the usual full leather and stiffened insoles to become quick draining, ankle hugging and often quick-donning. One or two of the specialist water boots like *WRS* and *Bestard* are high leg but are closer in design to the next category than the military style boots...
- **Modified approach boots** - usually low cut boots or shoes with good soles for walking longer distances but without the usual *Goretex* or similar membrane designed to keep water out and let your foot breathe - instead, as with the high leg boots, they are the opposite of waterproof and have drain holes and fast draining materials and mesh that shed water once you're out of water. These tend not to be quick donning as they lack zip-entry and are usually worn for the duration rather than be a shoe/boot you change into. Water sport companies like *Palm* and *Northern Diver* have such boots primarily aimed at boarders, rafters but entirely capable as general water rescue boots and there are many watersport and yachting boots from the likes of *Gul* but they are not included here. Canyoning with its mix of in water, hiking and climbing has been fertile ground for water rescue boot development because it is a

mass-market driver to what would otherwise be a very small commercial market, that's why climbing legends *La Sportiva* have perhaps the coolest boot design with their *TX Canyon* (left) and *NorthernDiver* have their *Freestyle* renamed from *Canyon v2*. Further testament to this larger market driver is *Adidas* as worn by rescuers in our title picture opposite, which is a very unusual brand for us to see in professional emergency service footwear though sport canyoneers and cavers will be familiar. Aside from their robust build (unusually non-draining), there is one very good reason why you might consider this boot above all other brands and that is the sizing. The majority of boots go up to UK14/**US15/EU48** some to **EU50** but *Adidas* goes up to a whopping size UK18/**US19/EU54**%. I can tell you from personal experience that your chances of finding any size over **EU48** on the shelf are minuscule but there is at least a chance you might get a size **49** or **50** and you know you can order a pair without incurring a custom-built charge.

- In its own category is the '*Mudder*' which is more of an adjunct to your water rescue boot than a boot by itself but it can be used (as we can attest) in conjunction with your regular service boot to enable you to perform the small miracle of walking on mud rather than knee deep in it. Mud is a regular



## WATER RESCUE BOOTS

occurrence at a water rescue incident whether it be tidal, river bank or imported by flood water and the only difference then between a water rescue boot and a high-leg firefighting boot or even a pair of wellies is the speed with which they will drain and clean off once you're out of the mud. Surface mud is the great leveller; no boot or shoe

will do anything more than sink into mud without assistance from a load-spreader, in this case *Mudders*, but the swim style booties are unquestionably better for mixed mud and water environments as they are lighter within the *Mudder*, keep out fine particles and those tiny scratchy snails and quick to rinse off - something like the *NRS ATB Wetshoe* or the *OTB Abyss* (above) . The *Mudder* shown below was first produced in the US by *AMAK* in the **50s** for hunters and bait diggers but *Lyon Eqpt* in the UK quickly saw

their rescue applications and their usage increased in rescue but still not what they deserve.



Specially designed water rescue boots that we have mostly included here, are designed from the ground up to be a water rescue boot. The *WRS*, *Ionic* and *Freestyle* as distinct from the *Haix Eagle* for instance that is more of an athletic



## WRS WATER RESCUE BOOT



The **WRS Water Rescue Boot** is designed to give the user both **confidence** and **protection** in this **difficult environment**.

- Synthetic leather and Neoprene upper
- Nitrile rubber sole for added grip on wet smooth surfaces
- Multi directional tread pattern for slippery terrain
- Boa Lace System for a secure and quick fit.
- Fibreglass safety toe cap.
- Anti-perforation midsole
- Drainage holes
- Oil resistant sole
- Bright colour for under water identification
- Reflective detail on tongue
- Certified: EN ISO 20345: 2011 S1P SRC
- Sizes 36- 48

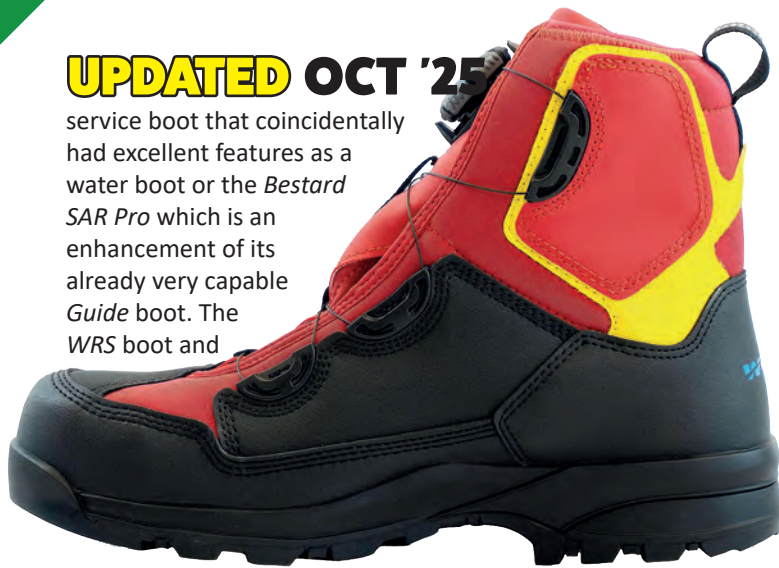
### CONTACT

Krommebeekstraat 44  
8930 Menen, Belgium  
+32 56 21 38 62  
contact@wrsinternational.com  
www.wrsinternational.com



# UPDATED OCT '25

service boot that coincidentally had excellent features as a water boot or the *Bestard SAR Pro* which is an enhancement of its already very capable *Guide* boot. The *WRS* boot and



Italian *Cosmos Water Pro* probably exemplifies best the design thought process when starting from scratch - they picked a sole that was coarse enough to give protection from ingress of broken glass and sharp stones/rock etc. and good grip on wet rock or a boat hull but made it more flexible than a stiffened midsole safety or mountain boot. It retained a protective toe cap in case of rock movement or entrapment under water and added protective reinforcement to the toe, the heel and the lower mid area in between like a shaped rand. They made the upper out of thermally cushioning neoprene with a gaiter-style cuff at the top that inhibits ingress of debris, grit and those pesky snails. Instead of laces the *WRS* adopted the modern *BOA* concept of fast-ratcheting lace/cord tightening while the

*Cosmos* has a full length frontal zip which, together with a very wide opening tongue and flexible neoprene cuff make these a fast entry donning/doffing boots. The insoles were quick to remove to allow for the different foot sizes whether wearing hiking socks or a drysuit's wet-sock. Finally, since these are for rescuers they are high vis colours, more visible underwater when looking to place your feet carefully as well as being a visible addition to the rest of your high visibility rescue ensemble. In this aspect the *WRS* just about trumps all others!

## IN THE FOLLOWING TABLES.....

Guide to Water Rescue Boots in the **WATER RESCUE BUYERSGUIDE** for regular updates to this article.

Any use, feature, accessory or component that is inherent in the tool is shown as a solid coloured square ■■■■■■

If it's an option it is shown as an outline square □□□□□

A circle ●●●●● in the 'USE' row indicates that this feature is only partially present and/or is OK for that purpose but not ideal.

A model variant is shown in cyan blue and any features or specifications that differ from the standard are also in cyan or will have a cyan outline to a black or orange square ■■.

**USES:** refers to the range of activities that the boot can be used for. Hardcore water rescue boots like the *WRS* and *Freestyle* are so specifically designed towards water rescue that they are of less use in activities like hiking in or working on a rubble pile. Conversely, those that are more utilitarian are probably not quite as proficient for pure water rescue but for cross-discipline teams - good enough!

■=**Dive** - for use with drysuits and fins underwater - fast draining

■=**In/Around Water /Boat**- for use walking through or swimming in water and on the bank or in a watercraft- eg. boat crew, swiftwater & canyoning, Fast draining.

■=**On Land** - walking or hiking longer distances

■=**USAR** - more rugged boots with safety toe and capable of withstanding work in and around concrete and building debris such as urban flooding or tsunamis.

■=**Tactical** - suitable for military use - able to walk longer distances and will be low viz/black.

**ORIGIN:** The company's home country, not necessarily the country of manufacture which is indicated by an inset flag or two equally sized flags if the tool is made in both countries.

**COST:** Prices in burnt orange colour £\$€ are a currency conversion only and may not include bulk shipping, import duty and taxes etc. Prices are a guide only & include local taxes/VAT. They vary with exchange rates, extra taxes etc. Usually rounded up to the nearest Pound\$/US Dollar\$/Euro€. Cost is usually for a basic model.

**WEIGHT:** Is for ONE BOOT size EU 43/44 UK 9/10 USA10/11 this is therefore only a rough guide as the smallest size would be considerably lighter than the largest size.

**SOLE:** ALL WATER RESCUE BOOTS HAVE ANTI-SLIP SOLES (SRC) so we have not included that as a feature - it's a given!

**SOLE MATERIAL:** Usually a nitrile rubber but there are some variations on this, a better indication can be the.....

**STYLE/BRAND:** because there is no doubt that certain designs within well known brands like Vibram and Skywalk can be relied upon. They are not necessarily better than some of the in-house mouldings but until you have bought and used those own-brands you don't have much of an idea whereas the known brands will already be used on other boots that will have chosen that sole for a reason.

**ANTI- OIL CHEMICAL STATIC:** The sole will not decompose in

ENGINEERED FOR EXTREMES  
MADE FOR  
**RESCUE**

SPECIALIST  
RESCUE  
EQUIPMENT

SHOP NOW: [NDIVER-RESCUE.COM](http://NDIVER-RESCUE.COM)  
CALL: +44 (0) 1257 25 44 44

DISCOVER  
PRO SAFE BOOT V2

the presence of hydrocarbons (oil/ petrol) or **chemicals** and/or will not generate **static** electricity

**ANKLE INGRESS SEAL:** The Collar is the top of the boot and neoprene collars provide reasonable protection against ingress but a cuff is a closer fitting option and usually an addition to the boots collar.

**PADDED ANKLE COLLAR:** this refers to genuine auxillary padding such that the collar is noticeably 'puffy' not simpler a fatter section of neoprene or leather!

**SHOCK ABSORBING:** indicates an active shock absorbing element built into the sole of the boot (not simply the insole as this can be supplemented with off-the-shelf options). This can be a sorbothane or EVA insert, sometimes air bubbles.

**METAL ■/ COMPOSITE ■ TOE:** a protective toe cap that withstands impact to some degree - 200joules for alloy or 100joules for composite (see standards). Most also have a rubber or reinforced cover to a protective cap and some with no certified protection simply have extra rubber.

**PULL ON TAB/ LOOP:** A leather flap or a **sewn-in loop** to assist in pulling the boot on.

**HI-VIS REFLECTIVE:** Boots designed for rescue will have sections of trim that are highly coloured for visibility by others and for the wearer to spot foot placement in murky water. Some will have reflective panels for visibility to other searchers at night or in low light.

**ENHANCED DRAINAGE:** All of these boots will drain to some extent as the materials are porous not waterproof but most have additional holes, mesh or material placement that accelerates draining of water so that each foot lift does not



## WATER RESCUE BOOTS

weigh many times more than it has to. Neoprene or similar foot hugging materials 'booty' do this by restricting the available space for the water to collect. However, it is worth remembering that draining water is akin to draining body (foot) heat so not necessarily what you want in all conditions.

**LACING/FASTENING/ZIP:** Lacing systems are conventional or speed lacing where you pull on just the ends to tighten the entire stack rather than having to do each row individually. Straps are virtually all Velcro/hook&loop but some are buckles. As always, Velcro with a capital 'V' is the proper brand. Non-branded hook & loop has a lower case 'v'. Becoming more common is the BOA system where thin 'laces' or cord runs into a ratchet hub that tightens the cord when rotated.

Zips are shown as a pink square ■ With boots that are designed to be submerged there is no need for a zip to the watertight but the better zips have large teeth that are not so prone to jamming up or 'de-railing' and should be backed by a neoprene or similar material strip that resists the ingress of sand/grit/mud.

**STANDARDS / PROTECTION:** The European norm most applied to water rescue footwear is **EN ISO 20345:2011** which is for safety footwear and nothing directly to do with being a water rescue boot.

**SB:** This would have a protective toe cap that withstands a 200joule impact or for a lesser figure of 110 joules/Newtons the label is **SBP S1 S2 & S3** are anti-static where the number is irrelevant for water rescue boots as it is the degree of water resistance/replency! **SRC** indicates slip-resistance on a ceramic and steel surface with soap and glycerol.

**Oceanid™**  
WATER RESCUE CRAFT

**RDC@Oceanid.com**  
**(208) 322-3600**

<p><b>IMAGES NOT TO SCALE</b></p> <p><b>OTHER TOOLS IN RANGE:</b></p> <ul style="list-style-type: none"> <li><span style="color: yellow;">■</span> = DIVE</li> <li><span style="color: blue;">■</span> = IN/AROUND WATER/BOAT</li> <li><span style="color: green;">■</span> = LAND/WALKING-APPROACH</li> <li><span style="color: black;">■</span> = TACTICAL</li> <li><span style="color: orange;">■</span> = USAR</li> </ul> <p><span style="color: blue;">●</span> <span style="color: green;">●</span> <span style="color: orange;">●</span> <span style="color: red;">●</span> = OK but not ideal</p> <p><span style="border: 1px solid black; display: inline-block; width: 10px; height: 10px;"></span> <span style="border: 1px solid black; display: inline-block; width: 10px; height: 10px;"></span> <span style="border: 1px solid black; display: inline-block; width: 10px; height: 10px;"></span> = Option</p> <p>N/A = info Not Available/not given</p> <p>COST: Including VAT/Local Tax  <span style="color: red;">£\$€</span> (in burnt orange colour) = currency conversion only, exc. bulk shipping, import duty etc.</p> <p>Sizing =</p>							
							
<b>MODEL</b>		<b>Terrex Hydro Lace</b>		<b>Rassler 2.0</b>		<b>Hyak</b>	
<b>COMPANY</b>		<b>ADIDAS 2.0</b>		<b>ASTRAL</b>		<b>ASTRAL</b>	
<b>USES</b>		<span style="color: blue;">■</span> <span style="color: green;">■</span>		<span style="color: blue;">■</span> <span style="color: green;">■</span>		<span style="color: blue;">■</span>	
<b>ORIGIN</b>							
<b>COST inc tax / VAT</b>		£130 \$169 €124		£150 \$150 <span style="color: red;">€140</span>		£150 \$150 <span style="color: red;">€140</span>	
<b>WEIGHT - 1 boot med-size</b>		680g / 1.5lb		273g / 9.6oz		275g / 9.6oz	
<b>MATERIALS</b>	<b>UPPER</b>	HD Nylon laminate		Canvas		Canvas/1060D Cordura	
	<b>UPPER REINFORCEMENTS</b>	Heel, Toe, Lower-mid, Ankle		Heel, Toe		Heel, Toe, Lower-mid	
	<b>MEMBRANE/LINING</b>	Neoprene		3D Airmesh		3mm quilted spacer-mesh	
	<b>MIDSOLE/RESIST PENETRATION</b>	-		flat-no arch EVA -		flat-no arch EVA -	
<b>INSOLE REMOVABLE</b>		AdiPrene Eva foam <span style="color: green;">■</span>		7mm EVA <span style="color: green;">■</span>		7mm EVA <span style="color: green;">■</span>	
<b>SOLE</b>	<b>SOLE</b>						
	<b>SOLE MATERIAL</b>	no-mark Rubber		No Mark G-Rubber		No Mark G-Rubber	
	<b>STYLE/BRAND</b>	'Stealth' Marathon		Astral GraniteGrip*		Astral Flexgrip	
	<b>ANTI- OIL CHEMICAL STATIC</b>	-		-		-	
<b>COMFORT</b>	<b>SIZES UK US EU</b>	4-18 <span style="color: red;">5-19</span> <span style="color: green;">36-54%</span>		4-13 <span style="color: red;">5-14*</span> <span style="color: green;">36-49%</span>		4-13 <span style="color: red;">5-14*</span> <span style="color: green;">36-49%</span>	
	<b>ANKLE INGRESS SEAL</b>	Neoprene cuff		-		-	
	<b>PADDED ANKLE COLLAR</b>	<span style="color: black;">■</span>		<span style="color: black;">■</span>		<span style="color: black;">■</span>	
	<b>SHOCK ABSORBING</b>	<span style="color: black;">■</span>		<span style="color: black;">●</span>		<span style="color: black;">●</span>	
<b>METAL / COMPOSITE TOE</b>		Toe cap only		-		-	
<b>FEATURES</b>	<b>PULL ON TAB/ LOOP</b>	<span style="color: green;">■</span>		<span style="color: green;">■</span>		<span style="color: green;">■</span>	
	<b>HI-VIS REFLECTIVE</b>	<span style="color: black;">■</span> <span style="color: green;">■</span>		-		-	
	<b>ENHANCED DRAINAGE</b>	No		4 holes, mesh tongue/gusset		mesh tongue/gusset	
	<b>LACING/FASTENING ZIP</b>	Speed Lace + velcro strap		Laces		Laces + Velcro strap	
<b>STANDARDS/PROTECTION</b>		-		-		-	
<b>OTHER COLOURS</b>		<span style="color: red;">■</span>		<span style="color: blue;">■</span> <span style="color: orange;">■</span>		<span style="color: grey;">■</span>	
<b>NOTES</b>		New version 2025 Orange colour shown.		* Womans' sizes from W6 to W15. Men's=wider toe box *Granite-Grip = less flex more wear-resistance		* Womans' sizes from W6 to W15 Protective cover for laces. *Flex-Grip = more flex/grip less wear-resistance	
<b>WEBSITE</b>		adidas-group.com		astraldesigns.com		astraldesigns.com	

			
			
<b>Rescue 01</b>	<b>Aqua Pro</b>	<b>Wildwater Pro</b>	<b>Canyon Guide SAR (Pro)</b>
<b>BAIZHOU/POSSESS SEA*</b>	<b>BESTARD</b>	<b>BESTARD</b>	<b>BESTARD</b>
			
£204 \$00 €230	£167 <del>\$217</del> €212	£167 <del>\$217</del> €209	£191 <del>\$248</del> €228
770g / 1.7lb	440g / 15.5lb	535g / 1.17lb	600g / 1.3lb
Synthetic leather	H2O Microtech / Cordura	H2O Microtech / Cordura	H2O Microtech / Cordura
Toe, Heel	Rubber toe, TPU Heel	Rubber toe, TPU Heel	TPU heel, toe, lower mid
4.5mm CR Neoprene	Hydro-mesh	Hydro-mesh	Hydro-mesh
Kevlar 	Thermoplastic -	Thermoplastic -	Thermoplastic/Ceramic 
	EVA/Cambrelle 	EVA/Cambrelle 	EVA/Cambrelle 
			
RUBBER	no-mark RUBBER + EVA	no-mark RUBBER + EVA	no-mark RUBBER + EVA
In-House	Vibram Best IdroGrip	Vibram Best IdroGrip	Vibram Best IdroGrip
	-	-	-
*3-12 4-13 37-46	4-13 5-14 37-49%*	3.5-14 4.5-15 36-48	3.5-14 4.5-15 36-48
Neoprene cuff	-	-	drawcord gaiter
-			
-			
Rubber	-	-	Liquid Thermo Plastic
			
 or 	 	 	 
2x Mesh panels	4 holes + mesh	4 holes + mesh	4 holes + mesh
BOA	Laces & stow pouch	Locking Laces & stow pouch	Locking Laces & stow pouch
-	-	-	-
	-	-	 *
*Possess Sea Ind.Co & Jiangsu-Baizhou co-produce this, Baizhou version has a metal grip cleat in the sole. Fin retaining heel.	*Including half sizes. Latin last (narrow fit). Stainless Steel eyes. Bulk order Customisation	*Including half sizes. Wide last/fit. Stainless steel eyes. Bulk order Customisation	Extra wide last. Stainless steel lace eyes. *Black-Canyon Guide (not SAR) *Including half sizes
jsbaizhoucn.com en.drysuit.cn	bestard.com	bestard.com	bestard.com



**IMAGES NOT TO SCALE**

**OTHER TOOLS IN RANGE:**  
 = DIVE  
 = IN/AROUND WATER  
 = LAND/WALKING-APPROACH  
 = TACTICAL  
 = USAR

= OK but not ideal

= Option

N/A = info Not Available/not given

COST: Including VAT/Local Tax  
 £\$€ (in burnt orange colour) = currency conversion only, exc. bulk shipping, import duty etc.

	MODEL	Rockboot	Black Eagle Athletic 2.0 T Zip	Pro 3/4 Water
	COMPANY	DUI	HAIX	JOLLY SCARPE/COSMAS
	USES			
	ORIGIN			
	COST inc tax / VAT	£152 \$140 €145	£160 \$210 €190	£105 \$136 €125
	WEIGHT - 1 boot med-size	600g / 1.3lb	615g / 1.35lb	710g / 1.56lb
MATERIALS	UPPER	HD Nylon laminate	Micro-fibre/textile	Cordura, Neoprene
	UPPER REINFORCEMENTS	Toe, heel	Heel, Toe, Ankle	Heel, Toe, Lower-mid
	MEMBRANE/LINING	1.5mm Hyper-Compressed Neoprene	Mesh	Lycra/Neoprene
	MIDSOLE/RESIST PENETRATION	Flat, minimal arch	Texon Polymer	Cushioned PU
	INSOLE REMOVABLE	EVA/Cambrelle		
SOLE	SOLE			
	SOLE MATERIAL	RUBBER + EVA	non marking RUBBER	NITRILE RUBBER
	STYLE/BRAND	in-house	Haix	In-House
	ANTI- OIL CHEMICAL STATIC	-		
COMFORT	SIZES UK US EU	3-14 4-15 36-48	3-15 m/w 4-16 m/w* 36-49m/w	5-14 6-15 40-47
	ANKLE INGRESS SEAL	-	-	Neoprene Cuff
	PADDED ANKLE COLLAR			
	SHOCK ABSORBING			EVA heel
	METAL / COMPOSITE TOE	Rubber		
FEATURES	PULL ON TAB/ LOOP	*		-
	HI-VIS REFLECTIVE	-	-	
	ENHANCED DRAINAGE	4 holes in Rand	mesh upper	Perforated lower-mid
	LACING/FASTENING ZIP	Laces & stow pouch	Laces +	Speed laces, hook/elastic loop
	STANDARDS/PROTECTION	-	EN ISO 20347	EN ISO 20347 O1 P H I C H R O F O A N S R C
	OTHER COLOURS	-		-
	NOTES	*Velcro loop designed to stow lace-ends. Wear with wet sock	*Medium or Wide fit. Not to be confused with the GTX version with no zip-not for water rescue!	Laces & padded ankle inside outer gaiter. Inc extra pr of laces. 21cm high inc sole
	WEBSITE	divedui.com	haix.com Haixusa.com	jollyscarpe.com

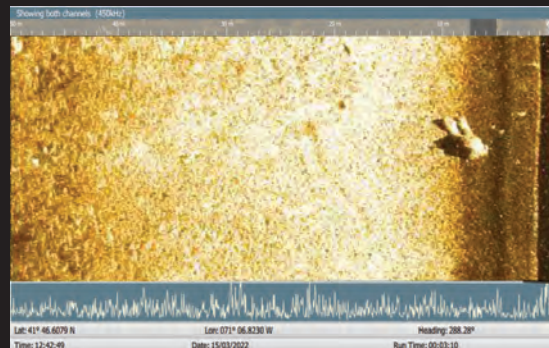

	
	
<b>TX Canyon</b>	<b>Mudders</b>
<b>LA SPORTIVA</b>	<b>MUDDER BOOT CO</b>
	 * MUD
£180 \$234 €144	£236 \$158 €250
470g / 1lb	1.1kg / 2.4lb
Ariaprene TPU/foam laminate	Vulcanised rubber
Heel	-
EVA -	-
	
RUBBER + EVA	VULCANISED RUBBER
Vibram IdroGrip	In-House
6-12 7-13 39-46	One Size Fits All
'Spyral' Neoprene Cuff	-
-	-
	-
Rubber	-
	-
	-
2 holes + upper perforation	fully drains on incline
Speed Lace + velcro Strap	2x buckled Straps
-	-
-	-
Fits any boot and *allows progress on mud as the top flares like a webbed foot to provide large surface area	
lasportiva.com	mudderboots.com

# Side Scan Sonar

The ideal tool to locate drowning victims and missing evidence



JW Fishers Mfg., Inc.  
 (800)822-4744  
 info@jwfishers.com  
 jwfishers.com





**IMAGES NOT TO SCALE**

**OTHER TOOLS IN RANGE:**

- = DIVE
- = IN/AROUND WATER
- = LAND/WALKING-APPROACH
- = TACTICAL
- = USAR

● ● ● ● ● = OK but not ideal

      = Option

N/A = info Not Available/not given

COST: Including VAT/Local Tax  
 £\$€ (in burnt orange colour) = currency conversion only, exc. bulk shipping, import duty etc.

	MODEL	Freestyle/Canyon v2	Prosafe v2	Rock-Swim
	COMPANY	<b>NORTHERN DIVER</b>	<b>NORTHERN DIVER</b>	<b>NORTHERN DIVER</b>
	USES	<span style="color: blue;">■</span> <span style="color: green;">■</span> <span style="color: orange;">■</span>	<span style="color: blue;">■</span> <span style="color: green;">■</span> <span style="color: orange;">■</span>	<span style="color: yellow;">■</span> <span style="color: blue;">■</span> <span style="color: green;">■</span> <span style="color: black;">■</span>
	ORIGIN			
	COST inc tax / VAT	£94 \$122 €114	£101 \$132 €122	£68 \$89 €82
	WEIGHT - 1 boot med-size	740kg / 1.6lb	730kg / 1.6lb	650kg / 1.4lb
MATERIALS	UPPER	Micro-Fibre	Micro-Fibre/Cordura	Synthetic Leather & Nylon
	UPPER REINFORCEMENTS	Heel, Toe, Lower-mid	Heel	Heel, Toe
	MEMBRANE/LINING	Mesh	Mesh	Neoprene & mesh
	MIDSOLE/RESIST PENETRATION	Composite	Composite	Flexi -
	INSOLE REMOVABLE	Neoprene <span style="color: green;">■</span>	PU foam <span style="color: green;">■</span>	- Neoprene
SOLE	SOLE			
	SOLE MATERIAL	RUBBER + EVA	RUBBER + EVA	RUBBER
	STYLE/BRAND	In-House	In-House	In-House
	ANTI- OIL CHEMICAL STATIC	<span style="color: black;">■</span>	<span style="color: black;">■</span> <span style="color: green;">■</span>	<span style="color: black;">■</span> <span style="color: orange;">■</span>
COMFORT	SIZES UK US EU	3-14 4-15 36-48	3-14 4-15 36-48	6-12 7-13 39-46
	ANKLE INGRESS SEAL	-	-	Gusseted neoprene gaiter
	PADDED ANKLE COLLAR	<span style="color: black;">■</span>	<span style="color: black;">■</span>	-
	SHOCK ABSORBING	<span style="color: black;">■</span> EVA heel	<span style="color: black;">■</span> EVA heel	<span style="color: black;">■</span> EVA heel
	METAL / COMPOSITE TOE	<span style="color: green;">■</span>	<span style="color: green;">■</span>	-
FEATURES	PULL ON TAB/ LOOP	<span style="color: green;">■</span>	<span style="color: green;">■</span>	<span style="color: green;">■</span>
	HI-VIS REFLECTIVE	<span style="color: black;">■</span>	<span style="color: black;">■</span>	-
	ENHANCED DRAINAGE	2 holes with mesh backing	4 holes with mesh backing	2 lg holes with mesh backing
	LACING/FASTENING ZIP	2x velcro Straps + <span style="color: red;">■</span>	BOA	Laces + velcro strap
	STANDARDS/PROTECTION	EN ISO 20345 SB S1 S2 S3 SRC	EN ISO 20345 SBP S1 S2 S3 SRC	-
	OTHER COLOURS	-	-	-
	NOTES			
	WEBSITE	ndiver-rescue.com	ndiver-rescue.com	ndiver-rescue.com

			
			
<b>Rock-Swim Safety</b>	<b>Storm</b>	<b>Workboot Wetshoe</b>	<b>ATB Wetshoe</b>
<b>NORTHERN DIVER</b>	<b>NRS</b>	<b>NRS</b>	<b>NRS</b>
			
			
£76 <del>\$98</del> €92	£150 \$150 €165	£85 \$95 €79	£70 \$75 €70
800kg / 1.76lb	680g / 1.5lb	500g / 1.1lb	500g / 1.1lb
Synthetic Leather & Nylon	Polyuretane/Synth rubber	5mm Neoprene.Synth Leather	Micro-Fibre/Cordura
Heel, Toe, Lower-mid	Heel, Toe, Lower-mid upper ankle	Heel, Toe, Lower-mid	Heel
Neoprene & mesh	Polyester mesh	Micro-fibre/Mesh	Mesh
Composite 	EVA	Polymer 	Composite -
- Neoprene	Perforated 5mm 	- 7mm Neoprene	- PU foam
			
RUBBER	non-mark RUBBER	RUBBER EVA	RUBBER EVA
In-House	'Hypergrip'	In-House	In-House
	-		
6-13 <del>7-14</del> 39-47	4-14 <del>5.5-15</del> 38.5-48.5	3-14 <del>4-15</del> 36-48	3-14 <del>4-15</del> 36-48
Gusseted neoprene gaiter	-	-	-
-			
 EVA heel	 EVA heel	 EVA heel	 EVA heel
- 	Rubber -	-	-
			
-	-	-	-
2 lg holes with mesh backing	Mesh uppers	2 holes with mesh backing	4 holes with mesh backing
3x velcro Straps + 	Laces + 	Laces, velcro Strap + 	velcro Strap + 
EN ISO 20345	-	-	-
-	-	-	-
	Swim fin 'lip' on the heel. Zip=YKK Aquaguard	Swim fin 'lip' on the heel. Zip=YKK Aquaguard	Swim fin 'lip' on the heel. Zip=YKK Aquaguard
ndiver-rescue.com	nrs.com/rescue	nrs.com/rescue	nrs.com/rescue

<p><b>IMAGES NOT TO SCALE</b></p> <p><b>OTHER TOOLS IN RANGE:</b></p> <ul style="list-style-type: none"> <li><span style="color: yellow;">■</span> = DIVE</li> <li><span style="color: blue;">■</span> = IN/AROUND WATER</li> <li><span style="color: green;">■</span> = LAND/WALKING-APPROACH</li> <li><span style="color: black;">■</span> = TACTICAL</li> <li><span style="color: orange;">■</span> = USAR</li> </ul> <p><span style="color: yellow;">●</span><span style="color: blue;">●</span><span style="color: green;">●</span><span style="color: black;">●</span><span style="color: orange;">●</span> = Partial feature or OK but not ideal</p> <p><span style="border: 1px solid black; display: inline-block; width: 10px; height: 10px;"></span> = Option</p> <p>N/A = info Not Available/not given</p> <p>COST: Including VAT/Local Tax  <span style="color: orange;">£\$€</span> (in burnt orange colour) = currency conversion only, exc. bulk shipping, import duty etc.</p>				
				
<b>MODEL</b>		<b>Abyss</b>	<b>Gradient 3.0</b>	<b>Ionic Rocka</b>
<b>COMPANY</b>		<b>OTB</b>	<b>PALM EQUIPMENT</b>	<b>SAFEQUIP</b>
<b>USES</b>		<span style="color: yellow;">■</span> <span style="color: blue;">■</span> <span style="color: green;">■</span> <span style="color: black;">■</span>	<span style="color: blue;">■</span> <span style="color: green;">■</span>	<span style="color: blue;">■</span> <span style="color: green;">■</span>
<b>ORIGIN</b>				
<b>COST inc tax / VAT</b>		<span style="color: orange;">£154 \$200 €186</span>	<span style="color: orange;">£150 \$195 €181</span>	<span style="color: orange;">£107 \$190 €175</span>
<b>WEIGHT - 1 boot size 43/44 9/10</b>		630g / 1.4lb	413g / 14.6oz	1kg / 2.2lb
<b>MATERIALS</b>	<b>UPPER</b>	Ballistic nylon,Thermo-polyurethane	3mm CR limestone neoprene/mesh	Synthetic Leather/Nylon
	<b>UPPER REINFORCEMENTS</b>	Heel, Toe	Heel, Toe, Lower-mid	Heel, Toe
	<b>MEMBRANE/LINING</b>	Ballistic nylon mesh	Mesh	Mesh
	<b>MIDSOLE/RESIST PENETRATION</b>	--	Cushioned - EVA -	Kevlar <span style="color: green;">■</span>
<b>INSOLE REMOVABLE</b>	'SEAL' Composite <span style="color: green;">■</span>	cushioned <span style="color: green;">■</span>	<span style="color: green;">■</span>	
<b>SOLE</b>	<b>SOLE</b>			
	<b>SOLE MATERIAL</b>	RUBBER	HYDRO GRIP RUBBER	RUBBER Compound
	<b>STYLE/BRAND</b>	Tactical Sole Tech	Vibram IdroGrip	Vibram
	<b>ANTI- OIL CHEMICAL STATIC</b>	<span style="color: black;">■</span> <span style="color: orange;">■</span>	<span style="color: black;">■</span>	<span style="color: black;">■</span>
	<b>SIZES UK US EU</b>	4-13 <span style="color: orange;">5-14</span> <span style="color: green;">36-46</span>	5-14 <span style="color: orange;">6-15</span> <span style="color: green;">40-47</span>	3-13 <span style="color: orange;">4-14</span> <span style="color: green;">36-48</span>
<b>COMFORT</b>	<b>ANKLE INGRESS SEAL</b>	Neoprene Cuff	Neoprene Cuff	Neoprene Collar
	<b>PADDED ANKLE COLLAR</b>	-	-	-
	<b>SHOCK ABSORBING</b>	<span style="color: black;">■</span>	<span style="color: black;">■</span> EVA heel	<span style="color: black;">■</span>
	<b>METAL / COMPOSITE TOE</b>	-	<span style="color: green;">■</span>	PU
<b>FEATURES</b>	<b>PULL ON TAB/ LOOP</b>	<span style="color: green;">■</span>	<span style="color: green;">■</span>	<span style="color: green;">■</span>
	<b>HI-VIS REFLECTIVE</b>	-	<span style="border: 1px solid black; display: inline-block; width: 10px; height: 10px;"></span>	<span style="color: green;">■</span>
	<b>ENHANCED DRAINAGE</b>	2 lg mesh holes + perf Sole	-	Mesh upper & 6 panels
	<b>LACING/FASTENING ZIP</b>	Laces + closed neoprene cuff	Lace	BOA
	<b>STANDARDS/PROTECTION</b>	EN ISO 20345	-	<span style="color: green;">EN ISO 20345:2011</span>
<b>OTHER COLOURS</b>	-	<span style="color: orange;">■</span>	-	
<b>NOTES</b>		 Lace storage pouch in tongue. Inc extra pr of laces.	 Alternate Vibram sole	
<b>WEBSITE</b>	OTBboots.com	palm.equipment	ionicrescue.com	

# WATER RESCUE BOOTS

			
			
<b>Omaha Xtrem 2.1</b>	<b>Strong</b>	<b>Aquasafe</b>	<b>Water Rescue Boot</b>
<b>TDS Technical Dive System</b>	<b>TDS Technical Dive System</b>	<b>VOLKL</b>	<b>WRS/ROCKFALL</b>
			
£74 \$94 €89	£57 \$75 €64	£142 \$184 €170	£170 \$265 €205
n/a	n/a	550g / 1.2lb	750g / 1.6lb
Synthetic/Nylon mesh	6.5mm neoprene	1.8-2mm PU/Leather/Cordura	Synth Leather/Neoprene
Heel, Toe	Heel, Toe	Heel, Toe	Heel, Toe, Lower-mid, Ankle
Mesh	-	Textile mesh	-
-	-	Kevlar-composite 	Kevlar-composite 
			EVA 
			
Perforated PU	Perforated PU	Injected RUBBER/PU	NITRILE RUBBER
In-house	In-house	non-mark	Rockfall
-	-		
6-13 7-14 39-47*	3-14 4-15 36-48	4-15 5-16 38-50	3-15 4-16 36-50
Neoprene Collar	Neoprene Collar	-	Neoprene Cuff
-	-		-
			
Rubber	Rubber	 200j	
	-		
-	-		
Reinforced Mesh upper	-	-	4+ Mesh Gusset in Tongue
toggleed Lace + velcro strap	velcro flap + 	Strap with cam-lock buckle	BOA
-	-	EN ISO 20345:2007 S1P SRC	EN ISO 20345 S1P SRC
-	-	-	-
* sizing in two-size increments eg. 40/41, 46/47 etc. Fin restraint 'lip'	Heavier duty version of 6mm Strong	Quick release buckles.	
tdsdive.com	tdsdive.com	voelkl-professional.com	wrsinternational.com

# YOU DON'T HAVE TIME TO

... about the quality of your equipment. You have to know it works because, for you, saving lives also means keeping yourself alive.

At Mustang Survival, you can trust us to provide you with a complete range of water rescue solutions.

## NEXT GENERATION OF WATER RESCUE SOLUTIONS

Three years of research and development bring you new swift water rescue dry suits, specifically designed for water rescue professionals:

- New features for improved mobility, comfort & durability
- Innovative Rapid Repair Technology™ allows for the repair of seals and minor leaks on site
- Improved sizing delivers the best fitting suits on the market

View our range of solutions at: [mustangsurvival.com/SAR](http://mustangsurvival.com/SAR)



# THINK...



WE SAVE LIVES FOR A LIVING  
[mustangsurvival.com](http://mustangsurvival.com)



# INFLATABLE PONTOONS & PATHS

images not to scale




This GUIDE to inflatable platforms could be divided into what we will call 'passive' and 'dynamic' products.

The next guide is 'dynamic' inflatables which are open-backed sleds designed to be powered or paddle driven through water or they can be pushed, towed or 'punted' over ice/mud/sand in order to reach a person in difficulties. Such craft have an inflatable gunwale or side-walls and an open back that allows easier ingress into or egress out of the water. These are 'wet' craft and not to be confused with inflatable boats and rafts which are designed to keep the occupants dry-ish. Inflatable sleds and open backed-rafts require the occupants to be fully kitted for potential water entry. Sleds and even tow-boards can duplicate some of the work of the paths in this GUIDE and we have included some flat sleds that function well as 'passive' platforms but they are primarily intended for rescue in moving water, be it a broad flood or complex swiftwater.

This GUIDE concerns passive platforms which are mobile and can be pushed, pulled or leapfrogged into position on water, ice, mud or sand in order to access and extract a person or

animal in difficulties. Other than one or two that have a raised 'lip' these platforms are flat mats which can be walkways across water and unstable surfaces and/or work platforms from which to perform the rescue. Some of these models are not the same flat surface on the bottom as they are on the top - some have a catamaran style base. We haven't included inflatable stretchers unless they are flat top and can be used as an impromptu work platform or access method over water and unstable surfaces. The *WRS Evac* below is an interesting oddity because it's a box-like stretcher but the sides fold down to create a flat platform.



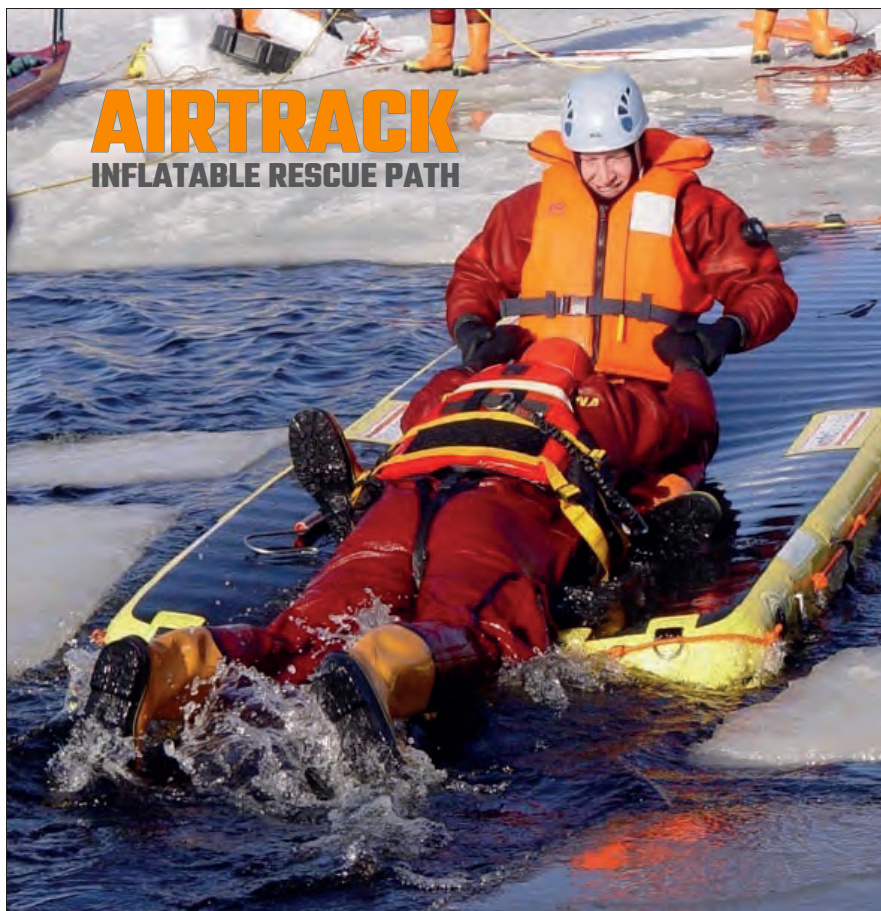
The general inflatable design we see now, originated with MFC in Wales who started in rescue with lifejackets and liferaft in 1959 and went on to invent the pneumatic air bag in 1971. The technology for both airbags and inflatable platforms is quite similar so the 'Rescue Path' was born in the 80's. This featured a very tough rubber and neoprene (later Hyperlon) outer fabric, reinforced internally with a fabric mesh and held flat, rather than ballooning into a ball, by judicious use of retaining string or cords connecting the top to the bottom -similar to mattress springs, this construction they called 'drop-stitch'. The result is a very tough, virtually puncture-proof (but we'll call it puncture-

## INFLATABLE PONTOONS & PATHS

resistant) mat a few inches thick that can be transported in a back-pack-sized package and inflated in minutes on-scene using compressed air or in dozens of minutes using a hand or foot pump. Having the option of both is most useful to ensure that you are not wholly reliant on a properly charged compressed air cylinder that hasn't been quietly leaking air all the way to the incident.

One amazing feature of this class of rescue products is that manufacturing hasn't strayed much outside of the UK with only one made in North America. *MFC* are still the granddaddy of inflatables though they have some younger competitors to contend with these days so the UK still produces most models of inflatable platforms - from the original *MFC* to *WRS* (*Water Rescue Systems*) and *SIT Ltd* (*Specialist Inflatable Technology*) and latterly *Northern Diver* as well as the other Brit, *Checkmate Flexible Engineering* (making the *IC.Brindle* models) *WRS* have actually now relocated to Belgium as *WRS International*. We then saw *Savatech* in Slovakia (although they are now hard to find and may have been discontinued under *Trelleborg*) and *VETTER* in Germany expanding into inflatable paths because they, like *MFC*, were already producing pneumatic air bags. In fact *VETTER* took things a step further and are the only commercial rescue producer of high-fall air bags - giant inflatables that can save a person falling from height. Another company in Slovakia that we weren't familiar with is *Nexis* which has a single 5.1m/11' path in a fetching white with red trim and is almost certainly rebadged from a *Duletai* product.

We saw a lot of Chinese inflatable platforms while researching this GUIDE but only *Duletai* with their *Durainflate* series seemed to be aimed at the professional market and indeed imported into Europe and the US by a number of reputable companies. We always hesitate to include Chinese products in our GUIDES, not because they are poor products - we always say that the Chinese can produce to whatever quality they are asked including the very best, but because so many products are counterfeit copies. We can't say that of *Duletai* because their range is unlike the others. They have incorporated a double air chamber where a smaller safety chamber of 30-50% of total air capacity is surrounded and protected by the main



**MFC**International  
by RESPIREX

ENGINEERED INFLATABLE PRODUCT SOLUTIONS

- Catamaran design with twin sponsons for water, mud and ice rescues
- Excellent stability
- Lengths from 2 to 15m
- Available in Hypalon or TPU materials
- Can be customised to your specific needs
- Manufactured in the UK

W: [mfc-international.com](http://mfc-international.com)

T: +44 (0)1443 433 075

E: [sales@mfc-international.com](mailto:sales@mfc-international.com)

chamber. Should the main chamber develop a serious leak you still have a useful degree of floatation. We can't say for sure that this makes them fit for purpose having not used them but the design, materials and spec look promising, they even quote a DIN-compliant figure for tenacity and cohesion strength of the fabric and laminate bonding of the top surface and the sidewall of, respectively: 2600x5000 (+/-150) Newtons per 5cm, 150x150 (+/-10) Newtons per 5cm & 3000x3000 (+/-200) Newtons per 5cm, 100x100 (+/-10) Newtons per 5cm. We haven't seen these kinds of figures quoted by others so *Duletai* are obviously keen to be transparent assuming the figures are accurate.

It's interesting to note that some designs have tried to address one problem that can occur with a broad, flat surface in contact with wet mud and sand - suction. It can be difficult to lift and move these mats so a number of designs have a catamaran-style base mentioned earlier and shown in this *Checkmate* model that lifts the mat clear of the surface to negate that suction. Being much higher they also afford a little more protection in water but of course that height can make loading on board the platform more difficult than mats that are only a few inches high. *WRS* took a different approach and have incorporated a forced curve to their mats (shown here in the original colourway) such that it lays flat when there is weight on it but is curved to sit only on its longer outer edges when empty- genius!




**HYPALON VS PVC** *Hypalon* is a *DuPont* tradename though, like *Hoover*, it seems to have become a more generic term for the tougher, more UV, abrasion and chemical-resistant material of the two. Consequently, it's heavier, more expensive and with less colour options. *Hypalon* is also more resilient in extreme cold and heat but as a rough guide both materials can operate in temperatures from around -25 to +60°C (-13 to 140°F) but should be stored in cool dark places around 15 degrees give or take 10 degrees either way and obviously never in direct sunlight or adjacent any solvents or chemicals. These things are basically modified lifting air-bags with a drop-stitch construction where a thread, cord or fabric ties the upper and lower surfaces together to stop then path becoming a balloon.

## FEATURES of INFLATABLE PATHS

### INFLATION & VALVES

All of these rescue-oriented models are inflated by BA style compressed air cylinders which suits fire services nicely. Most can also be inflated by high capacity hand or foot pumps or even an electric inflation pump - preferably something that is a step up from those cigarette lighter lilo inflators or you'll be there for quite some time. Compressed Air (CABA) inflation is the preferred option for speed because it inflates in seconds to a few minutes rather than several minutes. Most companies can provide the most compatible pressure reducer and hoses for your services



air cylinders. Over-pressure is not an issue since they all have a safety valve that will purge air (SAFETY PRV). Pressures need to be high to provide the rigid surface capable of taking around 100kg/220lb per square metre of path. In some cases there is a separate 'dump' or purge valves for rapid deflation often doubling as the safety valve. A speedy deflation can also be achieved by using a suction pump on the inflation point. Once inflated, these things are rock-hard and tough as old boots but they don't have a limitless capacity for being squashed - under high load they will deflect and maybe crease in water but on a harder, more resistant surface like mud or sand they would either rupture or, in most cases the safety or over-pressure valve would save the day and expel air rather than rupture a seam. Typical load capacities are around 100kg per square metre give or take several kg so with most paths being about a metre wide you can gauge their capacity by the length - a 3m path will take 3 or 4 people or one horse, a 10 metre might take a dozen people or a small herd of sheep but good luck keeping any live and frisky animal on-board. For animal rescue, platforms can be useful for physically hauling and sliding

an animal out of mud or water but they tend to be used more for the human rescuers to carry out a rescue around a trapped animal (or human) - frequently in mud, sometimes sand where the platform either allows easy access and deployment of air lances to free a mud-entrapment or can be used as a base for a lifting tripod being careful NOT to exceed the per square metre or foot load rating.

### 'LOAD-BEARING' EYES

Virtually all designs have towing or connection eyes, either as metal rings or webbing eyes on the ends or close to the ends on the top. These can be used to connect paths together and create much larger working areas or to tow the paths into position/ back from a rescue; the UK Coastguard Mud Rescue Teams have provision for a powered winch to drag their rescue sled back to dry land after a rescue but this principle can extend to paths that have strong enough towing eyes. Such attachment points can also be used as tether points for holding position in flowing water but NONE are intended as vertical lift eyes for hoisting with weight on the platform. Only the inflatable stretchers are properly equipped for hoisting as noted in the NOTES section of one or two in this list. Some models have different sizes of D-rings and while there are no figures given it is likely that the smaller D-Rings are intended to have less load applied - these are often around the circumference or side walls with the perimeter cord running through so load is shared more equally between them than the larger towing/ tethering eyes. One or two, like the *Checkmate* models have connection hooks on one end and connecting eyes at the opposite end.

### HANDLES

There are carry handles on most models, these are intended for transport and positioning NOT for lifting stretcher style though that is possible with one or two of the paths with a

high 'freeboard', the *SIT* models for example are nearly double the height of the *Vetter* paths. Some handles are bespoke, ergonomic grips while others may simply be the perimeter cord with a smaller gap between anchor points.

**PERIMETER CORD**

There is cord or webbing running around the top surface or all the way around the sides of most paths. This tends to be on the rectangular models which are long and thin rather than the smaller square models. Cord is fastened to the top surface or the sidewalls of the path at intervals and can be used to aid positioning of the path, for in-water casualties that won't fit on top to hold onto or to fasten equipment or throwbags etc. anywhere along the path's length and ensure you don't lose anything during the rescue mêlée. On longer models this can add a kilo to the weight as it tends to be 7 to 10 mm in diameter for easier grasping.



MFC's Animal Rescue Path seems to be the original Rescue Path that we used to deploy for just about everything from mud and ice to quicksand and even trench rescue but is now re-purposed as an animal rescue platform. It's still a great and probably more cost-effective, general option for mud/ice/sand rescue but with less frills and a slicker surface. In the image below, the sheer scale of effort required to rescue a cow from mud can be seen, plus the necessity for a slick surface in sliding the cow out. Here it's all hands to the pump in Hampshire, UK as the Animal Rescue Team, Water Rescue Team, local fire crew, farmer and vet all get involved. The slick surface, as distinct from the now more common tactile surface, enables rescuers to drag the animal out and is made easier in dry weather with liberal application of a bucket of water.



**NON-SLIP TOP SURFACE**

A slick rubber surface might be good for sliding animals on but it is something of a liability for anyone stood on it or trying to walk across it so most have some form of extra grip - this can be a textured or dimpled surface across its entirety like EVA foam or it may be a series of ribs. Most use a tactile surface like this *NDiver* model (right) which is noticeably matt and grippy in appearance but some have a surface that is not immediately distinct from a non-textured surface yet still flat and grippy. There are times when a tactile surface is more of hindrance than a help - trying to slide a trapped animal onto the platform for instance and when it comes to cleaning/decontamination but on the whole - greater traction is more useful to rescuers.

**INFLATABLE PONTOONS & PATHS**

**IN THE FOLLOWING TABLES.....**

Any use, feature, accessory or component that is inherent in the product is shown as a solid coloured square ■■■■ If it's an option it is shown as an outline square □□□□

A circle ● in the 'USE' columns indicates that this feature is only partially present and/or is OK for that purpose but not ideal.

**ORIGIN:** The 'manufacturer's country, not necessarily the country of manufacture indicated by an inset flag.

**COST:** a rough guide only - includes local taxes/VAT. Varies with exchange rates, extra taxes etc. Like our other GUIDE in this issue, hardly anyone is prepared to give a price, WRS, Northern Diver and IC Brindle have no problem passing on prices so you can get a rough idea from these of the cost of similar sized paths from other manufacturers. We usually round up to the nearest Pound\$/US Dollar\$/Euro€. We have started to quote a US\$ figure in orange which is simply a currency conversion to give an idea of price, it is not the selling price in the US which may have import duties etc to add.

**TOTAL LOAD CAPACITY or kg/sqm:** Most companies will quote a maximum figure which is much lower than its true capabilities - the Animal path in the picture below-left is quoted as having a max total load of 200kg but that cow looks a little heavier than that! If in doubt, work on 100kg per square metre or 67.2 pounds per square foot.

**DIMENSIONS:** Length by width by depth/height from ground. The stored dimensions may be the bag rather than the rolled or folded platform but close enough.

**AIR CAPACITY:** The volume of air needed to fill the path to working pressure. This doesn't necessarily correlate to the dimensions (which are external measurements) and vary with different thicknesses of material, resistance, internal components etc.

**MAX WORKING PRESSURE:** the pressure at which the path is pumped up and workable, exceeding of which will purge via the safety valve.

**INFLATION TIME:** Mostly via compressed air which is two or three times quicker than an electric pump which, in turn may be twice as fast as hand or foot inflation. All of these times are approximate and depend on the temperature and how well the path has been unpacked/unrolled. One or two of the figures given here seem mightily optimistic.

**TOW/CONNECT EYES:** metal D-rings and/or web straps and sometime hooks. This can be tricky because some components can easily do the job of both but generally speaking the connecting eyes can be weaker than towing eyes but neither is designed to hold a loaded path in suspension.

**SAFETY/DUMP VALVE:** The safety valve or purge valve allows excess air to vent as a result of over-inflation or an excessive compressive load. Dump valve refers to the ability to empty air quickly or even to actively suck air out with a pump.

**COLOUR:** Primary colour of shell/frame with an outline secondary colour to indicate trim colour.



images NOT to Scale

□□□ = Option




● = Partial Feature &/or OK but not ideal

COST: Approx. INC local tax/VAT

£ US\$ € = currency conversions only

INFLATION: Hand Pump/ Electric Pump  
Compressed Air

VALVES PRV=Pressure Relief Valve



MODEL	COMPANY	ORIGIN	COST inc tax / VAT	WEIGHT	LOAD CAPACITY &/or Kg/Sq M lb/Sq Ft	DIMENSIONS L x Wx H/D PACKED convert cm to m " to '
2m Rescue Walkway	CHECKMATE FLEXIBLE ENGINEERING	UK	N/A	24kg 52.8lb	200kg 440lb >100kg >67.2lb	2 x 1.4 x 0.25m 78.7 x 55 x 10" 1.7 x 0.5 x 0.35m 67 x 19.7 x 13.7"
5m Rescue Walkway	CHECKMATE FLEXIBLE ENGINEERING	UK	N/A	36kg 61.6lb	500kg 1100lb >100kg >67.2lb	5 x 1.4 x 0.25m 197 x 55 x 10" 1.7 x 0.5 x 0.35m 67 x 19.7 x 13.7"
10m Rescue Walkway	CHECKMATE FLEXIBLE ENGINEERING	UK	N/A	46kg 101.2lb	1000kg 2200lb >100kg >67.2lb	10 x 1.4 x 0.25m 254 x 55 x 10" 1.7 x 0.5 x 0.4m 67 x 19.7 x 15.7"
2m Rescue Walkway 520017	DULETAI	China	N/A	14kg 30.8lb	800kg 1760lb	2 x 1.37 x 0.2m 78.7 x 53.9 x 8" 0.82 x 0.35 x 0.45m 32.2 x 13.7 x 17.7"
5m Rescue Walkway 520018	DULETAI	China	N/A	27kg 59.4lb	800kg 1760lb	5 x 1.37 x 0.2m 197 x 53.9 x 8" 1.15 x 0.35 x 0.45m <45.2 x 13.8 x 17.7"
10m Rescue Walkway 520019	DULETAI	China	N/A	55kg 121lb	1300kg 2860lb	10 x 1.37 x 0.2m 254 x 53.9 x 8" 115 x 35 x 45m 45.2 x 13.8 x 17.7"
15m Rescue Walkway 520020	DULETAI	China	N/A	90kg 198lb	3000kg 6600lb	15 x 1.37 x 0.2m 590 x 53.9 x 8" 1.8 x 1 x 0.85m 70.8 x 40 x 33.4"
2m Fast Path	IC BRINDLE	UK	£1620 \$1688	23kg 50.6lb	250kg 550lb	2 x 1.3 x 0.3m 78.7 x 51 x 12" 1.7 x 0.5 x 0.3m 67 x 19.7 x 13.7"
5m Fast Path	IC BRINDLE	UK	£2736 \$3358	35kg 77lb	625kg 1375lb	5 x 1.3 x 0.3m 197 x 51 x 12" 1.7 x 0.5 x 0.35m 67 x 19.7 x 13.7"
10m Fast Path	IC BRINDLE	UK	£4776 \$5865	45kg 99lb	1250kg 2750lb	1000x130x30m 393 x 51 x 12" 170 x 50 x 40m 67 x 19.7 x 15.7"
2m Airtrack Rescue Path WR0011 WRW0011/01	MFC INTERNATIONAL	UK	\$2600	12kg 26.4lb	200kg 440lb	200x137x25m 00 x 00 x 00" 82x48x24m 00 x 00 x 00"
3m Airtrack Rescue Path WR0012 WRW0012/01	MFC INTERNATIONAL	UK	N/A	17kg 37.4lb	300kg 660lb	300x137x25m 87x48x28m
4m Airtrack Rescue Path WR0013 WRW0013/01	MFC INTERNATIONAL	UK	N/A	22kg 48.4lb	400kg 880lb	400x137x25m 87x48x32m

# INFLATABLE PONTOONS & PATHS

AIR CAPACITY	MAX PRESSURE	INFLATION OPTIONS & TIMES HAND ELECTRIC HP/CABA	MATERIALS:	TOP SURFACE GRIP	INFLATION CHAMBERS	REGULATOR / HOSE	SAFETY PRV/ DUMP VALVE	MANUAL/POWER PUMP	HANDLES / GRAB CORD	TOW / CONNECT EYES	REPAIR KIT / POCKETS	CARRY BAG/VALISE	REFLECTIVE	COLOUR OPTIONS	NOTES	WWW.
*840 L 29.7cuft	0.55 BAR 8 PSI		Neoprene coated nylon		3					10 4	- 				* approximate figures	checkmateflex.com
*1700 L 60cuft	0.55 BAR 8 PSI		Neoprene coated nylon		3					10 4	- 				* approximate figures	checkmateflex.com
*3500 L 123.6cuft	0.55 BAR 8 PSI		Neoprene coated nylon		3					10 4	- 				* approximate figures	checkmateflex.com
800 L 28.25cuft	0.5 BAR 7.25 psi	40 sec	PVC coated Polyester. EVA foam upper		2	- -	- 			20 0						durainflate.com
1600 L 56.5cuft	0.5 BAR 7.25 psi	1min	PVC coated Polyester. EVA foam upper		2	- -	- 			20 0						durainflate.com
3200 L 113cuft	0.5 BAR 7.25 psi	4mins	PVC coated Polyester. EVA foam upper		2	- -	- 			24 6						durainflate.com
5570 L 196.7cuft	0.5 BAR 7.25 psi	6mins	PVC coated Polyester. EVA foam upper		2	- -	- 			30 10						durainflate.com
*840 L 29.7cuft	0.55 BAR 8 PSI		PVC		3					0					* approximate figures	icbrindle.com
*1700 L 60cuft	0.55 BAR 8 PSI		PVC		3					0					* approximate figures	icbrindle.com
*3500 L 123.6cuft	0.55 BAR 8 PSI		PVC		3					0					* approximate figures	icbrindle.com
640 L 22.6cuft	0.7 BAR 10 Psi	1min	Hypalon Neoprene/TPU		3		- 			8 4	2 				comes with throwline with rubber quoit	mfc-international.com
960 L 33.9 L	0.7 BAR 10 Psi		Hypalon Neoprene/TPU		3		- 			8 4	2 				comes with throwline with rubber quoit	mfc-international.com
1280 L 45.2cuft	0.7 BAR 10 Psi	3mins	Hypalon Neoprene/TPU		3		- 			8 4	2 				comes with throwline with rubber quoit	mfc-international.com

<p><b>images NOT to Scale</b>                      □□□= Option                      ●= Partial Feature &amp;/or OK but not ideal                      COST: Approx, <u>INC</u> local tax/VAT                      £ US\$ € = currency conversions only                      INFLATION: Hand Pump/ <b>Electric Pump</b>                      Compressed Air                      VALVES PRV=Pressure Relief Valve</p>	MODEL	COMPANY	ORIGIN	COST inc tax / VAT	WEIGHT	LOAD CAPACITY &/or Kg/Sq M lb/Sq Ft	DIMENSIONS L x Wx H/D <b>PACKED</b>  convert cm to m " to '
	<b>5m Airtrack-Rescue Path</b> WR0014 WRW0014/01	<b>MFC INTERNATIONAL</b>		£000 \$4900 €000	28kg 61.6lb	500kg 1100lb	5 x 1.37 x 0.25m 197 x 54 x 9.8" 0.87 x 0.48 x 0.35m 34.2 x 19 x 13.8"
	<b>10m Airtrack-Rescue Path</b> WR0015 WRW0015/01	<b>MFC INTERNATIONAL</b>		N/A	55kg 121lb	1000kg 2200lb	10 x 1.37 x 0.25m 394 x 54 x 9.8" 0.89 x 0.73 x 0.5m 35 x 28.7 x 19.7"
	<b>15m Airtrack-Rescue Path</b> WR0016 WRW0016/01	<b>MFC INTERNATIONAL</b>		N/A	00kg 00lb	2000kg 4400 lb	15 x 1.37 x 0.25m 590 x 54 x 9.8" 0.91 x 0.73 x 0.5m 36 x 28.7 x 19.7"
	<b>5m Animal Rescue Path</b> WR0195 WRW0195	<b>MFC INTERNATIONAL</b>		N/A	15.5kg 34.1lb	600kg 1320 lb 200kg	5 x 1.34 x 0.67m 197 x 53 x 2.6" 0.66 x 0.34 x 0.25m 26 x 13.4 x 9.8"
	<b>10m Animal Rescue Path</b> WR0197 WRW0197	<b>MFC INTERNATIONAL</b>		N/A	40kg 88 lb	1200kg 2640 lb	10 x 1.34 x 0.67m 39.4 x 5.3 x 2.6" 0.7 x 0.45 x 0.3m 27.6 x 17.7 x 12"
	<b>Inflatable Stretcher</b> WR0196 WRW0196	<b>MFC INTERNATIONAL</b>		N/A	7kg 15.4lb 6kg 13.2lb	150kg 330 lb	2.04 x 0.66 x 0.67m 80.3 x 26 x 2.6" 0.35 x 0.35 x 0.18m 13.8 x 13.8 x 7"
	<b>RPH Lifeline</b>	<b>NIXUS</b>		N/A	28.5kg 62.7lb	800kg 1760lb	5.1 x 1.37 x 0.16m 200 x 54 x 6.3" <1.15 x 0.35 x 0.45m <45.2 x 13.8 x 17.7"
	<b>1m Air Track</b>	<b>NORTHERN DIVER</b>		£177 \$218 €000	5kg 11lb	60kg 132lb	1 x 1 x 0.8m 39 x 39 x 3.15" 1.10 x 0.35 x 0.1m 43.3 x 35 x 4"
	<b>2m Air Track</b>	<b>NORTHERN DIVER</b>		£369 \$453 €000	10.5kg 23.1lb	120kg 264lb	2 x 1 x 0.8m 39 x 3.15" 110 x 35 x 15m 43.3 x 13.8 x 6"
	<b>5m Air Track</b>	<b>NORTHERN DIVER</b>		£1310 \$1608 €0000	35.5kg 78.1lb	420kg 924lb	5 x 1 x 0.8m 19.7 x 39 x 3.15" 1.4 x 0.35 x 0.3m 55 x 13.8 x 12"
	<b>8m Air Track</b>	<b>NORTHERN DIVER</b>		£1662 \$2041 €0000	46kg 101.2lb	672kg 1478lb	8 x 1 x 0.8m 315 x 39 x 3.15" 1.4 x 0.35 x 0.35m 55 x 13.8 x 13.8"
	<b>10m Air Track</b>	<b>NORTHERN DIVER</b>		£1916 \$2352 €0000	41kg 90.2lb	840kg 1848lb	10 x 1 x 0.8m 394 x 39 x 3.15" 1.4 x 0.35 x 0.38m 55 x 13.8 x 13.8"
	<b>2m Walkway</b>	<b>NORTHERN DIVER</b>		£956 \$1174 €0000	300kg 660lb	250kg 550lb	2 x 1.2 x 0.3m 79 x 47.2 x 12" <1.4 x 0.5 x 0.35m <55 x 19.7 x 13.8"

AIR CAPACITY	MAX PRESSURE	INFLATION OPTIONS & TIMES HAND ELECTRIC HP/CABA	MATERIALS:	TOP SURFACE GRIP	INFLATION CHAMBERS	REGULATOR / HOSE	SAFETY PRV/ DUMP VALVE	MANUAL/POWER PUMP	HANDLES / GRAB CORD	TOW / CONNECT EYES	REPAIR KIT / POCKETS	CARRY BAG/VALISE	REFLECTIVE	COLOUR OPTIONS	NOTES	WWW.
				■	3	■ □	■ □	■ □	■ □	8 4	2 ■	■ □	■ □	■ □		
1600 L 56.5cuft	0.7 BAR 10 Psi	■ ■ 3-4mins ■	Hypalon Neoprene/TPU	■	3	■ □	■ □	■ □	■ 0	8 4	2 ■	■ □	■ □	■ □	comes with throwline with rubber quoit	mfc-international.com
3200 L 113cuft	0.7 BAR 10 Psi	■ ■ 6-7mins ■	Hypalon Neoprene/TPU	■	3	■ □	■ □	■ □	■ 0	12 4	2 ■	■ □	■ □	■ □	comes with throwline with rubber quoit	mfc-international.com
4800 L 169cuft	0.7 BAR 10 Psi	■ ■ 8-10mins ■	Hypalon Neoprene/TPU	■	3	■ □	■ □	■ □	■ 0	16 4	2 ■	■ □	■ □	■ □	comes with throwline with rubber quoit	mfc-international.com
455 L 16cuft	0.2 BAR 3 Psi	■ ■ 30sec ■	Hypalon Neoprene/TPU	NO	1	■ □	■ □	■ □	■ 6	0 0	- ■	■ □	NO	■ □	Hypalon version in Yellow/Black, TPU version in Orange/black	mfc-international.com
910 L 32.1cuft	0.2 BAR 3 Psi	■ ■ 2mins ■	Hypalon Neoprene/TPU	NO	1	■ □	■ □	■ □	■ 6	0 0	- ■	■ □	NO	■ □	Hypalon version in Yellow/Black, TPU version in Orange/black	mfc-international.com
100 L 3.5cuft	0.2 BAR 3 Psi	■ ■ 30secs ■	Hypalon Neoprene/TPU	NO	1	■ □	■ □	■ □	NO 6	0 0	- ■	■ □	NO	■ □		mfc-international.com
1600 L 56.5cuft	0.5 BAR 7.25 psi	■ ■ 2mins ■	PVC coated Polyester. EVA foam upper	■	2	-	-	■ □	■ 0	20 0	■ □	■ □	■ □	■ □		nixus2protect.com
80 L 2.8cuft	0.7 BAR 10 Psi	■ ■ 23secs ■	DWF/PVC	■	1	■ □	■ □	■ □	■ 2	■ □	- ■	■ □	■ □	■ □	*Inflation time calculated at 50 pump strokes per minute	ndiver-rescue.com
160 L 5.6cuft 54secs	0.7 BAR 10 Psi	■ ■ ■	DWF/PVC	■	1	■ □	■ □	■ □	■ 2	■ □	- ■	■ □	■ □	■ □	*Inflation time calculated at 50 pump strokes per minute	ndiver-rescue.com
560 L 19.8cuft 3.1mins	0.7 BAR 10 Psi	■ ■ ■	DWF/PVC	■	1	■ □	■ □	■ □	■ 4	■ □	- ■	■ □	■ □	■ □	*Inflation time calculated at 50 pump strokes per minute	ndiver-rescue.com
896 L 31.6cuft 5mins	0.7 BAR 10 Psi	■ ■ ■	DWF/PVC	■	1	■ □	■ □	■ □	■ 4	■ □	- ■	■ □	■ □	■ □	*Inflation time calculated at 50 pump strokes per minute	ndiver-rescue.com
1120 L 39.6cuft 6.2mins	0.7 BAR 10 Psi	■ ■ ■	DWF/PVC	■	1	■ □	■ □	■ □	■ 4	■ □	- ■	■ □	■ □	■ □	*Inflation time calculated at 50 pump strokes per minute	ndiver-rescue.com
360 L 12.7cuft 2mins*	0.7 BAR 10 Psi	■ ■ ■	DWF/PVC	■	3	■ □	■ □	■ □	■ 4	■ 12	- ■	■ □	■ □	■ □	*Inflation time calculated at 50 pump strokes per minute	ndiver-rescue.com

images NOT to Scale

□□□ = Option



















● = Partial Feature &/or OK but not ideal

COST: Approx. INC local tax/VAT

£ US\$ € = currency conversions only
















INFLATION: Hand Pump/ Electric Pump  
Compressed Air

VALVES PRV=Pressure Relief Valve

	MODEL	COMPANY	ORIGIN	COST inc tax / VAT	WEIGHT	LOAD CAPACITY &/or Kg/Sq M lb/Sq Ft	DIMENSIONS L x Wx H/D PACKED  convert cm to m " to '
	3m Walkway	NORTHERN DIVER		£1318 \$1618 €0000	35kg 77lb	450kg 990lb	3 x 1.2 x 0.3m 118 x 47.2 x 12" <1.4 x 0.5 x 0.35m <55 x 19.7 x 13.8"
	5m Walkway	NORTHERN DIVER		£2084 \$2559 €0000	42kg 92.4lb	750kg 1650lb	500 x 120 x 30cm 197 x 47.2 x 12" 140 x 50 x 35cm <55 x 19.7 x 13.8"
	10m Walkway	NORTHERN DIVER		£3873 \$4755 €0000	85kg 187lb	1500kg 3300lb	1000 x 120 x 30cm 394 x 47.2 x 12" 140 x 60 x 40cm
	RR2	NORTHERN DIVER		£970 \$1191 €0000	23.7kg 52.1lb	300kg 660lb	300 x 100 x 15cm 118 x 39 x 4" 0 x 0 x 0cm
	5m Rescue Walkway ATP5	SAVATECH (TRELLEBORG)		N/A	34kg 74.8lb	1000kg 2200lb 200kg 440lb	500 x 165 x 15cm 197 x 65 x 6" n/a
	10m Rescue Walkway ATP10	SAVATECH (TRELLEBORG)		N/A	66kg 145.2lb	2000kg 2205lb 200kg 440lb	1000 x 165 x 15cm 394 x 65 x 6" n/a
	15m Rescue Walkway ATP15	SAVATECH (TRELLEBORG)		N/A	100kg 220lb	3000kg 4409lb 200kg 440lb	1500 x 165 x 15cm 590 x 65 x 6" n/a
	ResQ Path 3000 SIT38050	SIT Ltd		N/A	15kg 33lb	350kg 770lb	300 x 145 x 15cm 118 x 57 x 4" 70 x 40 x 40cm 27.5 x 15.7 x 15.7"
	ResQ Path 5000 SIT38050	SIT Ltd		£0000 \$6397 €6074	25kg 55lb	650kg 1430lb	500 x 145 x 15cm 197 x 57 x 4" 70 x 44 x 40cm 27.5 x 17.3 x 15.7"
	ResQ Path 10000 SIT38050	SIT Ltd		£0000 \$8718 €8278	45kg 99lb	1200kg 2640lb	1000 x 145 x 15cm 394 x 57 x 4" 70 x 70 x 70cm 27.5 x 27.5 x 27.5"
	LifeRamp 10' 6601-10	TULMAR SAFETY		£00 \$6075 €00	12.7kg 28lb	499kg 1100lb 145kg 30 lb	1.2 x 3.1 x 0.2m 3.8 x 10 x 0.7' 1.2 x 0.46 x 0.3m 4 x 1.5 x 1'
	LifeRamp 15' 6601-15	TULMAR SAFETY		£00 \$6945 €00	19.1kg 42lb	762kg 1679lb 145kg 30 lb	1.2 x 4.5 x 0.2m 3.8 x 15 x 0.7' 1.2 x 0.46 x 0.3m 4 x 1.5 x 1'
	LifeRamp 30' 6601-30	TULMAR SAFETY		£00 \$9220 €00	35.4kg 78lb	1543kg 3400lb 145kg 30 lb	1.2 x 9 x 0.2m 3.8 x 30 x 0.7' 1.2 x 0.61 x 0.46m 4 x 2 x 1.5'

AIR CAPACITY	MAX PRESSURE	INFLATION OPTIONS & TIMES HAND ELECTRIC HP/CABA	MATERIALS:	TOP SURFACE GRIP	INFLATION CHAMBERS	REGULATOR / HOSE	SAFETY PRV/ DUMP VALVE	MANUAL/POWER PUMP	HANDLES / GRAB CORD	TOW / CONNECT EYES	REPAIR KIT / POCKETS	CARRY BAG/VALISE	REFLECTIVE	COLOUR OPTIONS	NOTES	WWW.
540 L 19cuft 3mins*	0.7 BAR 10 Psi	■ ■ ■	DWF/PVC	■	3	□	-	□	4	4	12	■	■	■	*Inflation time calculated at 50 pump strokes per minute	ndiver-rescue.com
900 L 31.8cuft 5mins*	0.7 BAR 10 Psi	■ ■ ■	DWF/PVC	■	3	□	-	□	4	4	12	■	■	■	*Inflation time calculated at 50 pump strokes per minute	ndiver-rescue.com
1800 L 63.6cuft 10mins*	0.7 BAR 10 Psi	■ ■ ■	DWF/PVC	■	3	□	-	□	4	4	12	■	■	■	*Inflation time calculated at 50 pump strokes per minute	ndiver-rescue.com
310 L 11cuft <1min	0.7 BAR 10 Psi	■ ■ ■	DWF/PVC	■	1	□	-	□	11	5	14	■	■	■	Primarily a sled so comes with twin-blade paddle	ndiver-rescue.com
1860 L 66cuft 1min	0.5 BAR 7.25 psi	■ ■ ■	Hypalon	■	1	□	■	□	*	14	0	■	■	■	May be discontinued *Perimeter cord provides the carrying handles	trelleborgslovenija.com
3720 L 131cuft 1.4min	0.5 BAR 7.25 psi	■ ■ ■	Hypalon	■	1	□	■	□	*	24	0	■	■	■	May be discontinued *Perimeter cord provides the carrying handles	trelleborgslovenija.com
5570 L 197cuft 10+min	0.5 BAR 7.25 psi	■ ■ ■	Hypalon	■	1	□	■	□	*	34	0	■	■	■	May be discontinued *Perimeter cord provides the carrying handles	trelleborgslovenija.com
650 L 23cuft 1min	0.5 BAR 7.25 psi	■ ■ ■	Hypalon	■	1	□	■	□	4*	4*	4*	■	□	■	Updated range will not now include the original 2m version. *All fitments subject to change due to series redesign/update	sitltd.co.uk
1080 L 38.1cuft 2mins	0.5 BAR 7.25 psi	■ ■ ■	Hypalon	■	1	□	■	□	6*	4*	4*	■	□	■	*All fitments subject to change due to series redesign/update Also branded as SAFEQUIP	sitltd.co.uk
2160 L 76.3cuft 4mins	0.5 BAR 7.25 psi	■ ■ ■	Hypalon	■	1	□	■	□	10*	4*	4*	■	□	■	*All fitments subject to change due to series redesign/update Also branded as SAFEQUIP	sitltd.co.uk
<1min	0.2 BAR 3 psi	■ ■ ■	Neoprene/ PVC	NO	2	□	-	□	-	2	0	■	■	NO		tulmar.com
<1min	0.2 BAR 3 psi	■ ■ ■	Neoprene/PVC	NO	2	□	-	□	-	2	0	■	■	NO		tulmar.com
<1min	0.2 BAR 3 psi	■ ■ ■	Neoprene/PVC	NO	2	□	-	□	-	2	0	■	■	NO		tulmar.com






































































































**images NOT to Scale**  
 □□□ = Option  
 ● = Partial Feature &/or OK but not ideal  
**COST:** Approx, INC local tax/VAT  
 £ US\$ € = currency conversions only  
**INFLATION:** Hand Pump/ Electric Pump  
 Compressed Air  
**VALVES** PRV=Pressure Relief Valve

	MODEL	COMPANY	ORIGIN	COST inc tax / VAT	WEIGHT	LOAD CAPACITY &/or Kg/Sq M lb/Sq Ft	DIMENSIONS L x Wx H/D PACKED convert cm to m " to '
	<b>LifeRamp 50'</b> 6601-50	<b>TULMAR SAFETY</b>		£00 \$13430 €00	40.9kg 90lb	2586kg 5700lb 145kg 30 lb	1.2 x 15.5 x 0.2m 3.8 x 50 x 0.7' 1.2 x 0.91 x 0.76m 4 x 3 x 2.5'
	<b>LifeRamp 80'</b> 6601-80	<b>TULMAR SAFETY</b>		£00 \$19680 €00	86.2kg 190lb	4151kg 9150lb 145kg 30 lb	1.2 x 24.8 x 0.2m 3.8 x 80 x 0.7' 1.2 x 1.1 x 1.1m 4 x 3.5 x 3.5'
	<b>6m Walkway</b> 1530008502	<b>VETTER</b>		N/A	25kg 77.2lb	800kg 1760 lb 95kg 2255 lb	6 x 1.4 x 0.1m 236 x 55 x 4" 1.65 x 0.35 x 0.25m 65 x 14 x 10"
	<b>10m Walkway</b> 1530008602	<b>VETTER</b>		N/A	57.5kg 126.8lb	1330kg 2926 lb 95kg 2255 lb	10 x 1.4 x 0.1m 394 x 55 x 4" 1.65 x 0.45 x 0.3m 65 x 14 x 10"
	<b>15m Walkway</b> 1530008702	<b>VETTER</b>		N/A	81.5kg 179.7lb	1995kg 4390 lb 95kg 2255 lb	1500 x 140 x 10m 590 x 55 x 4" 1.65 x 0.6 x 0.45m 65 x 14 x 10"
	<b>2m Rescue Pathway</b>	<b>WRS INTERNATIONAL</b>		£00 \$2667 €2667	7.4kg 16.3lb	220kg 484lb	2. x 1 x 0.15m 79 x 39 x 6"
	<b>3m Rescue Pathway</b>	<b>WRS INTERNATIONAL</b>		£00 \$3046 €2682	13.3kg 29.3lb	390kg 858lb	3 x 1.4 x 0.15m 118 x 55 x 6"
	<b>5m Rescue Pathway</b>	<b>WRS INTERNATIONAL</b>		£00 \$3696 €3253	23kg 50.6lb	650kg 1430lb	5 x 1.4 x 0.15m 197 x 55 x 6"
	<b>Evac Sled</b>	<b>WRS INTERNATIONAL</b>		£00 \$2073 €2682	8.5kg 18.7lb	160kg 352lb	3 x 1.4 x 0.15m 118 x 55 x 6"
	<b>10m Walkway</b> 1530008602	<b>ZODIAC MILPRO</b>		N/A	57.5kg 126.8lb	1330kg 2926 lb 95kg 2255 lb	10 x 1.4 x 0.1m 394 x 55 x 4" 1.65 x 0.45 x 0.3m 65 x 14 x 10"
	<b>10m Walkway</b> 1530008602	<b>ZODIAC MILPRO</b>		N/A	57.5kg 126.8lb	1330kg 2926 lb 95kg 2255 lb	10 x 1.4 x 0.1m 394 x 55 x 4" 1.65 x 0.45 x 0.3m 65 x 14 x 10"

# NEW- Insert Inflation options

www.rescuemagazines.com

# INFLATABLE PONTOONS & PATHS

AIR CAPACITY	MAX PRESSURE	INFLATION OPTIONS & TIMES HAND ELECTRIC HP/CABA	MATERIALS:	TOP SURFACE GRIP	INFLATION CHAMBERS	REGULATOR / HOSE	SAFETY PRV/ DUMP VALVE	MANUAL/POWER PUMP	HANDLES / GRAB CORD	TOW / CONNECT EYES	REPAIR KIT / POCKETS	CARRY BAG/VALISE	REFLECTIVE	COLOUR OPTIONS	NOTES	WWW.
	0.2 BAR 3 psi		Neoprene/PVC	NO	2					2 0			NO			tulmar.com
	0.2 BAR 3 psi		Neoprene/PVC	NO	2					2 0			NO			tulmar.com
1321 L 47cuft	0.5 BAR 7.25 psi		PVC		1					4 4					* Grip provides by strips at intervals along the top	vetter.de
2196 L 78cuft	0.5 BAR 7.25 psi		PVC		1					4 4					* Grip provides by strips at intervals along the top	vetter.de
3360 L 119cuft 7.4mins	0.5 BAR 7.25 psi		PVC		1					4 4					* Grip provides by strips at intervals along the top	vetter.de
450 L 15.9cuft <1min	0.7 BAR 10 Psi		PVC	NO	1				NO 							wrsinternational.com
650 L 23cuft 1-2mins	0.7 BAR 10 Psi		TPU	NO	1					8 4						wrsinternational.com
1000 L 32.5cuft >2mins	0.7 BAR 10 Psi		TPU	NO	1					12 4						wrsinternational.com
350 L 12.4cuft 1min	0.7 BAR 10 Psi		TPU	NO	1				NO 6						Folds flat to create a platform for easy loading	wrsinternational.com
2196 L 78cuft 4.9mins	0.5 BAR 7.25 psi		PVC		1					4 4					* Grip provides by strips at intervals along the top	zodiacmilpro.com
2196 L 78cuft 4.9mins	0.5 BAR 7.25 psi		PVC		1					4 4					* Grip provides by strips at intervals along the top	zodiacmilpro.com

# INFLATABLE OPEN-ENDED SLEDS & WATERCRAFT

Oceanid RDC. Invented in 1996 in Washington State in response to a request for a specialist ice-rescue craft, the Oceanid RDC has lately spawned many copies. This image shows the optional transom for mounting an outboard which a number of larger sleds/rafts also offer.



This GUIDE covers the more 'dynamic' rescue sleds, and open-transom rafts. Some of these are described as 'sleds' some as 'rafts' but in all cases they will have an open ended stern or water-entry opening in the case of the *Oceanid RDC* style rafts. These can be powered though that generally requires some modification like the *RDC* above since the stern is open on all the models in this GUIDE. More often they are paddled as with the *MFC Sled* on the left or pushed/towed/'punted' over water, ice, mud or sand in order to reach a person in difficulties. Such craft have inflatable sponsons or side-walls and an open back that allows easier ingress into or egress out of the water. These are 'wet' craft and not to be confused with inflatable boats or rafts which are designed to keep the occupants dry-ish. Inflatable sleds and open backed-rafts require the occupants to be fully kitted for potential water entry. Materials were discussed in part 1 and these sleds/rafts are the same materials and construction - incredibly robust welded PVC/TPU or glued Hypalon, often as a Double Wall Fabric (DWF) and drop stitched on the most robust part of these craft, the floor/hull. Given the abuse these things get from ice, gravel, flooded wire fences and brick walls etc. some have extra reinforcing strip along the underside of sponsons like the *NRS* craft. Failing that, all craft come with a repair kit. As with most things in life, you get what you pay for, so consider the materials, construction warranty and pedigree of the manufacturer and craft before committing to a purchase.



MFC Rescue Sled RS3

The point of the open stern of these sleds is to enable easy loading of a rescuer and/or a casualty and human kick-power if necessary so there is some duplication of the work of the paths we featured in the last GUIDE especially in the larger sizes which are more appropriate for flood evacuation than they are swiftwater. However, unlike flat platforms, sleds have a degree of occupant protection from their sponsons and are designed to be used in fast moving flood water, broad slow-moving flood water and /or complex swiftwater and most can negotiate quite narrow channels. This style of craft may sit between the passive platforms and inflatable boats but it actually evolved last and as a consequence

of adding a protective sponson like a RIB collar to an inflatable base and in most cases, raising the bow profile slightly. In its simplest form, you can see that this *CheckRaft* has a 3-sided sponson ratcheted to the deck of the same platform we listed in last issue's GUIDE. Indeed a market leader that rarely gets a mention outside of the manufacturers boardrooms is *Henshaw Inflatables*, which is yet another UK pioneer that, since the 70's had been making rib collars/sponsons rather than entire boats. *Henshaw* either supply their collars or assist in conjoining the two products but you won't see an entire *Henshaw* boat or craft. They are however, now part of the *Wing Group*, *Bill Wing's* inflatable raft company and they certainly DO make water craft.

images in this article  
not to scale

www.rescuemagazines.com



ABOVE: The IRB-style WRS Mega Sled

The two original and distinctly different boat designs in this Guide evolved on opposite sides of the Atlantic - *MFC* in Wales evolved their open-stern Sleds from their inflatable paths while Kris Walker at *Oceanid* in Washington State modified the classic whitewater raft to create the narrow, double-ended *RDC* much lauded by our old mate, the late, great, co-founder of *Rescue3* and water rescue oracle Jim Segerstrom. Having been unopposed in the market for at least 15 of its 25 year history, the *RDC* is now copied by most of the major players in inflatables - high praise indeed although Chinese company Yushan Yijia using the trade name *EJIA* have some nerve in not only copying and calling their own model an *RDC* they even use *Oceanid's* traditional sunburst advert template and other manufacturer's photos implying it's their product! We haven't included *EJIA* craft but their range is represented by some companies here and as always, Chinese, Taiwanese and Vietnamese manufacture can be as good as any, they just need to cut out the blatant copying. *RDC*-Style craft are on p48/49.


The red *WRS* model above demonstrates the most obvious hybrid between a platform and an inflatable rescue boat with sponsons/gunwales that are much larger than the *MFC sleds* and with a bow tapered like a boat - contrast this with *CheckRaft's* and *Sit Ltd's ResQRaft's* rather less hydrodynamic square 'bow' and you can tell which craft is designed for faster flowing water and which are flat-water evacuation craft. Because the sponsons are quite sizeable on all these craft the inner working space is severely restricted in comparison to the uncluttered surface of a platform so the 51"/120cm width of a *2Tinga RIT* for instance equates to only 20"/51cm of working deck width.

The narrower beam sleds like the pioneering *MFC Rescue Sled* and the *WRS X-Sled* opposite




not only work well in fast moving rivers they are excellent in flooded urban streets and alleyways.

The last style of craft to note is the *Tip-Board* (overleaf) which we have included in the *RDC*-style craft table because it can be tipped to approach the casualty as all *RDC*-style craft can and especially for ice rescue. The *TipBoard* could be said to be a true water 'sled' because it has hybridised a flat platform with an *IRB* sponsons which are sharply angled at the stern to create what, on snow, would be sled/akja push handles or, if driving a



+1 (208) 322 3600

oceanid.com



Oceanid™

WATER RESCUE CRAFT





dog sled team, handles with which to hang on for dear life. During the rescue of an incapacitated or severely weakened in-water victim, the stern can be tipped backward over the head and shoulders to facilitate easier loading while the rescuer has handy foot recesses from which to perform the lift. As the casualty comes out of the water the rescuer can simply 'fall' back into the craft with the levelling of the craft acting like a lever to assist with the lift or in this case, on ice or mud, a colleague can assist by levering down the bow to help pull the casualty inboard. We see a lot of these rescue design concepts by technical students in particular but they don't often seem

to reach it to market so it's good to that Dutch safety company Honor have taken this on. Of course in this case, the casualty extraction process is very similar to the Oceanid RDC albeit that the bow is not often fully tipped during loading. Most sled loading is like a seal or penguin getting onto an ice flow only without their degree of momentum. The casualty can assist by swim-kicking at the same time as the rescue hauls them on-board as can be seen in the 2Tinga pic right.



NRS ASR 155

The shallow rake we see on sleds helps deal with waves but the higher rake we see on craft like the RDC, the ASR155 on the left and the Tip-Board above can also allow the craft to negotiate fast flowing water without having tons of water washing over the bow but that's obviously not the case with the open bow beneath the raked bow of the RDC designed to allow water through and rescuers to position over an in-water casualty or to slip more easily into the water direct from the floor of craft. The rake also allows the craft to be pushed up against obstacles and in the image below the face of a low-head dam/weir can be searched for an entrapment and the open bow decreases the pressure trying to force the craft away as it instead washes over the craft's floor.

High-rake craft will also 'bend' a little at the change of angle to provide an extra few inches of proximity to the target and in the absence of a hole with which to funnel an in-water casualty, the



NRS ASR 155



raked solid bow is less inclined to smash an in-water casualty in the head as the two approach each other, possibly closing at speed in a high flow.

### VALVES

All of these craft inflate through a valve which may only allow air flow inwards (inlet check valve) so you don't lose air pressure should the valve cap not be in place or the pump/cylinder hose come off during inflation. We have differentiated four types in our tables: Safety or Pressure Relief Valves, 1-Way, 2-Way and Dump valves but for this GUIDE they are mostly 2-Way and PR Valves. Safety or Pressure Relief Valves like the Leaffield A6 refers to its ability to purge air should you OVER-inflate (Northern Diver 2-Way and PR Valves shown in the image above). This can be



the case particularly with compressed air cylinders so the safety valve will allow air to force its way out of the valve rather than bursting the seams of the craft. A 2-way valve allows inflation and deflation - as in the valve on the left in the image above. Some, like the Leaffield A/B/C7 and Halkey-Roberts valve, have a cap and then an interior sleeve that you rotate a quarter or



half turn to alternate between inflate and deflate while others have a second screw-off collar beneath a non-return inflation section. When unscrewed, this allows air to exit freely. Deflation needs to be fast so that the craft can be rolled and stowed or moved ASAP ready for the next task so these 2-way valves are

doubling as Dump or rapid air expulsion valves which tend not to be present on most sleds, boats and rafts. True dump valves, in the diving sense, can of course be a push button affair but this is obviously not the case for inflatable craft where they are regular screw-top release if they are present at all. Bear in mind that most craft have more than one chamber so deflation can be a more time consuming process than inflation. Craft like the Polar75, 2Tinga and Wing Ice Skiff have one-way baffles between chambers that means a single inflation point inflates all chambers. Many craft have both

# INFLATABLE OPEN-ENDED SLEDS/WATERCRAFT



valves sometimes next to each as with the *TIPBoard* and *WRS* and sometimes separate as with the *MFC Sleds* and *2Tinga Craft* where the inflate-deflate valves are located on the ends of each sponson and on the floor. Most valves are designed to use manual pumps and BA cylinders, but some, and especially the dump valves are large enough to use a powered blower or even a vacuum cleaner in reverse. Professional battery blowers are an excellent idea because they have numerous other uses including cleaning/drying the craft. They are also unlikely to inflate beyond the pressure limit of the seams because they will struggle to push against over-pressure resistance. Basic dump valves can be used for large-bore pipe/hose inflation but air will escape while you try to screw the cap back on. *2Tinga's* accessory pack shown above, includes a repair kit but also a pressure valve so that you can check the air pressure of your craft exactly and a very useful trigger-gun adapter for a BA line, This goes over the inflation valve and provides very precise start-stop during inflation rather than the more imprecise screwing/unscrewing of a cylinder valve.

## LOAD CAPACITIES

Typical load capacities are the same as flat platforms at around 100kg/220lb per square metre on water (more on ice/mud) so for craft about a metre wide you can again gauge their capacity by the length - a 3m sled will take approximately 3 or 4 people. Bear in mind that some have a deeper floor; 6" drop thread instead of 4" and this provides greater capacity per floor area.

## 'LOAD-BEARING' EYES

Virtually all designs have connection rings that vary in size and strength of attachment depending on their purpose. One or two, like the *TipBoard*, have high strength LIFTING eyes (shown in green in our tables) that enable the entire sled with casualty to be lifted vertically. In some cases handles rather than rings can serve the same purposes. Most craft have medium-size/strength eyes that can be used for towing or positioning of the craft (shown as an orange number) and most have ancillary eyes that are intended for smaller loads such as connecting two craft or attaching equipment. The tow-strength eyes can also be used as tether points for holding position in flowing water.

## GRAB / LIFT HANDLES

There are lift or carry handles on most of these models (shown in orange in our tables), these are intended for transport and positioning while the craft

is empty rather than for lifting stretcher style though that is possible with one or two of these sleds like the *Oceanid RDC* and we have indicated this in the NOTES. Unlike the RDC-style rafts, most of the sleds have bespoke handles as distinct from perimeter cord doubling as a handle. Some handles are flat tape, some have solid tubes of ergonomic rubber-like material. Inboard handles (shown in black in our tables) on the floor are to assist in getting on board or for human outboard propulsion as with the *MFC Sled* on the title page.

## FLIP TAB/GRAB CORD

Rather than a solid handle some sleds and most RDC-Style rafts have a cord, rope or webbing that runs around the sponson or, in the case of *SIT's ResQraft*, down the length of the floor. Cord or webbing is fastened at intervals to provide a something to grab or attach equipment to during the rescue mêlée. On longer models this can add a kg or more to the weight as it tends to be 7 to 10 mm in diameter for better grip and is heavier when wet.

A **Flip Tab** is a section of webbing or a handle on the underside of the craft to enable it to be more easily righted should it capsize. This tends to be on the broader craft where the sponsons would be out of reach of rescuers in the water but this slimmer RR4 Sled by Northern Diver also has one.

We removed the 'Tactile surface' column that we had for inflatable platforms, not because the sled versions don't have tactile surfaces but because we wanted to expand upon the valves for this GUIDE and sleds tend not to be walked on in the same way as a platform although rescuers still may need to stand up to pull a casualty on-board. Sleds tend to be paddled Canadian-style, knelt down. The tactile surface of most flat platforms provides grip when standing up and to lessen the chance of people and things sliding off the top. Sleds are more of a mixture because, while standing and pulling requires better traction it tends to be by wedging your feet against the sponson than by traction so some have slick surfaces to make it easier to slide a casualty onto the craft.

**It is important to reference the key on the next page in order to fully understand the categories and symbols used in the following tables.**



The *WRS X-Sled* (right) was the first to introduce a 'stacked' bow where the rake of the sponsons sit above the solid floor providing enhanced protection from water over the bow while increasing protection of the hull in this vulnerable area. *WRS* are among two or three to have increased deck height from 4 to 6" but they also managed to decrease weight over similar models by 'fusing' rather than gluing the layers.




# KEY to ALL INFLATABLE CRAFT TABLES.....

Any use, feature, accessory or component that is **inherent** in the product is shown as a **solid coloured square** ■■■■

If it's an **OPTION** it is shown as an **outline square** □□□□

A circle ● in the 'USE' columns indicates that this feature is only partially present and/or is OK for that purpose but not ideal.

**ORIGIN:** The 'manufacturer's country, not necessarily the country of manufacture, if we know it's made in a different country there will be a smaller inset flag eg. these three for Vietnam, South Africa and Taiwan 

**COST:** a rough guide only - **includes** local taxes/VAT. Varies with exchange rates, extra taxes etc. Unlike our other GUIDE in this issue, most companies here have given a rough price but in the current economic climate (2022) with so many factors affecting product costs, these prices may be subject to quite radical changes. We usually round up to the nearest Pound£/US Dollar\$/Euro€. We have started to quote a US\$ figure in orange which is simply a currency conversion to give an idea of price, it is not the selling price in the US which may have import duties etc. to add.

**LOAD CAPACITY:** Often quoted as a person load where 4 persons is roughly 750lb but a quite imprecise way to describe load. Most companies will quote a maximum figure which is much lower than its true capabilities especially if used on mud or ice. If you work on 100kg per square metre or 67.2 pounds per square foot you won't tax any of these models. [Note that some don't give a load capacity or indeed air capacity or inflation time citing differences in user expertise, pumps etc. Since even a vague figure would be a useful guide to readers we have included some approximate Volume figures for comparative purposes in italics].

**DIMENSIONS:** Length by external width by depth/height from ground. This does not include the kick of an angled bow or stern. Height is often the width of sponson tube as many floors are suspended rather than having the tube sat on top.

**Internal/Usable Width** is the floor width available to use.

The **PACKED** dimensions may be size of the bag rather than the rolled or folded sled but it's close enough.

**AIR CAPACITY:** The volume of air needed to fill the path to working pressure. This doesn't necessarily correlate to the dimensions (which are external measurements) and vary with different thicknesses of material, resistance, internal components and in particular, temperature. *Figures in italics are our own approximation and could be out by a few hundred Liters.*

**MAX WORKING PRESSURE:** the pressure at which the path is pumped up and workable, exceeding of which will purge via the safety valve or burst the seams! The base tends to be a higher pressure (avg 5-10psi) compared to the tubes at 2-4psi.

**INFLATION TIME:** The quickest time is via **compressed air** and where chambers are linked so can inflate from one valve. **CA** is 2-3 times quicker than **electric pump** which may be twice as fast as **hand/foot inflation**. All times are approximate and depend on the temp and how well the path has been packed/unrolled. Times in *italics* are our own estimate based on volume

**MATERIALS:** Mostly trade names which are variants of treated polyester, PVC and/or Polyurethane in a range of construction layering. Imperial figures showing oz is per square foot eg. 44 and 66oz materials.

**CA INFLATION CHAMBERS:** Whether the craft can be inflated using **Compressed Air cylinder** and the total number of separate inflation **chambers** including the floor. If the floor is NOT inflatable this will be indicated in the NOTES.

**THWARTS or BOLSTERS** are tubular seats, supports or partitions separately inflated and not included in the number of chambers figure above. Note that thwarts can increase the outside width of a raft by a few inches as it pushes out from the inside.

**GRAB/LIFT HANDLES:** **LIFT** Handles shown in **Orange** are on the sponsons and for lifting/shifting as well as holding onto. **GRAB** Handles are in-board and are to self-assisted boarding or for in-water swim propulsion.

**FLIP TAB/HANDLE GRAB CORD/WEB** FLIP tab or cord to help with righting a capsized craft. **GRAB CORD** is perimeter webbing or more commonly cord or lengths of cord for holding on to or attaching equipment and may be pre-installed or self-tied.

**HD-TOW/LT DUTY EYES:** metal D-rings and/or web straps and sometime hooks. **LT DUTY** eyes are D-Rings we described in previous GUIDES as 'Link'; eyes which are used to clip in gear, connect rafts together or for threading grab lines etc. but some are easily strong enough for control lines and maybe towing but generally the **LIGHT (LT) DUTY** or connecting eyes are weaker than **TOWing** eyes. **HEAVY DUTY-TOW** eyes can be used for towing, positioning in high-flows and lifting the **EMPTY** craft if positioned appropriately. For any live-load lifting, these are best used with a sling passing through the side-mounted rings and beneath the hull of the raft but this would be a rare event because of the risk of buckling if not sufficiently supported along the hull/floor. Double check the manufacturer's definition of 'lift' when referring to rings and handles; most actually mean lifting an **EMPTY** craft into water, for instance off a dock, before starting the rescue.

**PRESSURE RELIEF VALVE:** (PRV) This safety, pressure relief or auto-purge valve allows excess air to vent as a result of over-inflation or an excessive compressive load. You may have initially inflated the craft to its limit and then have a temperature or load increase that could rupture the seams if air could not escape

**1-WAY CHECK /2-WAY:** A one way inlet valve that doesn't allow air to escape. A **2-way** valve is a joint inflation-deflation valve like the Leafield C7 and D7 valves. Usually requiring a twist or unscrewing of a top section to switch between inflation and deflation. A 'wrench' is often required (and supplied) in preference to being able to open by hand.

**ACC = ACCESSORIES**

**CARRY BAG:** All of these come with a carry or storage bag but one or two like the WRS can have an enhanced 'pro' bag.

**PADDLES** - self explanatory!

**WARRANTY:** Not really an accessory! Shown as manufacturer's warranty but fabric warranty may be separate and approx 5yrs. Shown in **YEARS** and usually subject to conditions. Some raft suppliers have shorter warranty for commercial users as distinct from recreational users. This is aimed at commercial rafting using rafts day in day out and shouldn't really apply to rescue - worth asking for a retail warranty.

**SELF BAILING:** any water that enters the raft will drain away through holes or gaps in the floor or between the floor and the tubes/sponsons.

**VIZ =VISUAL ATTRIBUTES**

**CUSTOM:** Customised Team/Service/Dept decals or printing

**REFLECTIVE:** As standard ■, or as an option □

**OTHER COLOURS:** Primary colour of shell/frame with an



# RISK.

**It's there in every rescue. So Rig Radix. Understand Risk. And Shrink It.**

This is going to change the way we understand the forces on our rope systems in real time—in time to revise the plan and head off additional danger. Introducing the Harken Radix load monitor. Radix the risk and respond immediately.

Radix is ANSI Z359.12-2019 certified as a connector, and CE certified as PPE under regulation (EU) 2016/425. It's compact. So it's practical to carry in and helps keep rope systems clean. Plus up to sixteen Radix units can reveal data to a single or multiple iOS or Android devices.






WATCH VIDEO OF RADIX IN THE HARKENLAB

CE 2821



harken.com

## SWIFTWATER RESCUE EQUIPMENT

- Dry suits • Wetsuits • Footwear • Gloves • Helmets
- Life Jackets • Rescue hardware and more...

nrsrescue.com | rescue@nrs.com



# RESCUE SLED

## INFLATABLE WATER RESCUE CRAFT



**MFC**International  
by RESPIREX  
ENGINEERED INFLATABLE PRODUCT SOLUTIONS

- Lightweight & easy to manoeuvre
- Excellent stability
- 3, 5, 6, 10 & 15 Person Capacities
- Can be used in very shallow water (5cm or more)
- Available in Hypalon or TPU materials
- Extremely tough & durable
- Highly customisable
- Manufactured in the UK

W: mfc-international.com  
T: +44 (0)1443 433 075  
E: sales@mfc-international.com

<p>Images NOT to Scale</p> <p>☐☐☐ = Option</p> <p>● = PARTIAL FEATURE and/or OK BUT NOT IDEAL</p> <p><b>COST:</b> Approx, <u>INC</u> local tax/VAT</p> <p><b>N/A</b> = info Not Available/not given</p> <p><b>INFLATION TIME:</b> Hand Pump/ Compressed Air</p> <p><b>VALVES</b> PRV=Pressure Relief Valve</p>	<p><b>MODEL</b> Product Code</p>	<p>COMPANY</p>	<p>ORIGIN</p>	<p><b>COST</b> inc tax / VAT</p>	<p>WEIGHT</p>	<p>LOAD CAPACITY Kg/Sq Metre lb/Sq Foot</p>	<p><b>DIMENSIONS</b> L x W x H  EXTERNAL INTERNAL/USABLE WIDTH</p>	<p><b>PACKED SIZE</b></p>
	RIT Craft	2-TINGA		\$3600	27.3kg 60lb	682kg 1500lb	3.7 x 1.2 x 0.48m 144 x 48 x 19" 0.51m 20"	46 x 36 x 50 18 x 14 x 20
	Craft-Boat Conversion	CHECKMATE FLEXIBLE ENGINEERING		N/A	28kg 61.6lb	500kg 1100lb >100kg >67.2lb	5 x 1.4 x 0.25m 197 x 55 x 10" 1.06m 55"	90 x 42/50 35cm 35.4 x 19.7 13.7"
	Rescue Sled RS3 WRW0001/01	MFC INTERNATIONAL		>£1350 >€999 >\$1755 >\$1300	15/17kg 33/ 37.4lb	240kg 528lb	2.16 x 1.17 x 0.4m 101 x 46 x 16" 0.7m 28"	88 x 35 x 30 36 x 14 x 1
	Rescue Sled RS5 WRW0002/01	MFC INTERNATIONAL		>£1699 >€1100 >\$2210 >\$1430	17.5/ 19.5kg 38.6/ 43lb	400kg 882lb	3.31 x 1.17 x 0.4m 130 x 46 x 16" 0.7m 28"	88 x 48 x 32 35 x 14 x 1
	Rescue Sled RS6 WRW0169/01	MFC INTERNATIONAL		>£1900 >€1300 >\$2470 >\$1690	18.5/ 20.5kg 38.6/ 45.1lb	480kg 1056lb	3.97 x 1.17 x 0.4m 156 x 46 x 16" 0.7m 28"	88 x 48 x 35 35 x 14 x 1
	Rescue Sled RS10 WRW0003/01	MFC INTERNATIONAL		>£3800 >\$2500 >\$5000 >\$3250	31/ 35kg 38.6/ 68.2lb	800kg 1764lb	4 x 1.9 x 0.56m 158 x 47/75 x 22" 1.2m 47"	88 x 55 x 35 35 x 22 x 1
	Rescue Sled RS15 WRW0005/01	MFC INTERNATIONAL		>£4200 >€2900 >\$5500 >\$3780	45/ 50kg 99/ 110lb	1200kg 2646lb	5 x 2.31 x 0.77m 197 x 63/91 x 30" 1.6m 63"	88 x 70 x 52 35 x 28 x 2
	RR3	NORTHERN DIVER		£1069 £1489 €1691	22kg 48.4lb	650kg 1430lb	3 x 1.16 x 0.3m 118 x 28/46 x 12" 0.7m 28"	90 x 40 x 30 35.4 x 15.8 x 1
	RR4	NORTHERN DIVER		£1096 £1765 €1885	31kg 68.2lb	750kg 1650lb	3.6 x 1.16 x 3.8m 142 x 46 x 15" 0.7m 28"	95 x 50 x 50 37.4 x 19.7 19.7"
	RR Max Raft	NORTHERN DIVER		£1836 €2326	37kg 81.4lb	1000kg 2200lb	3 x 2 x 0.38m 118 x 51/79 x 15" 1.3m 51"	130 x 60 x 40 51 x 23.6 x 1

# INFLATABLE OPEN-ENDED SLEDS/WATERCRAFT

	AIR CAPACITY INFLATION TIME	MAX WORKING PRESSURE	MATERIALS: TUBES/SPONSONS FLOOR/DECK	INFLATION		LOADING			VALVES		EXTRAS		VIZ		NOTES	WWW.	
				CA INFLATION CHAMBERS	REGULATOR / HOSE	MANUAL/POWERPUMP	GRAB/LIFT HANDLES	FLIP TAB / GRAB CORD	TOW/HD-LIFT/LINK EYES	SAFETY PRV / DUMP	1-WAY / 2-WAY	CARRY BAG/ PADDLES	REPAIR KIT/ WARRANTY	REFLECTIVE/ CUSTOM			COLOUR OPTIONS
5cm x 2"	1132 L 40cuft 1-3mins	0.2 BAR 3 PSI	PVC. drop-stitch deck	3 ■	■	-	8 ■	0	-	2 4 3	-	■	10 ■	□	-	Note 2Tinga have a flat platform called a RIT-Sled but is not a 'sled' as defined in this article	2tinga.ca
0 x 7 x	1700 L 60cuft 3-4mins	0.55 BAR 8 PSI	Neoprene coated nylon. drop-thread deck	3 ■	□	□	0	0	-	6 -	-	■	N/A	□	* 6 of these eyes are for joining to another raft or platform NOT towing	checkmateflex.com	
0cm x 2"	530 L 18.7cuft 2-3mins	0.2 & 0.4 BAR 3.25 & 6 PSI	Hypalon TPU drop-thread deck	2 ■	■	□	5	6	■	8 -	-	■	2	2	□	comes with throwline with rubber quoit. Leafield Valves. Optional rear bolster and storage pockets	mfc-international.com
2cm x 2"	670 L 23.7cuft 3mins	0.2 & 0.4 BAR 3.25 & 6 PSI	Hypalon TPU drop-thread deck	2 ■	■	□	5	6	■	8 -	-	■	2	2	□	comes with throwline with rubber quoit. Leafield Valves. Optional rear bolster and storage pockets	mfc-international.com
5cm x 4"	710 L 25cuft 3mins	0.2 & 0.4 BAR 3.25 & 6 PSI	Hypalon TPU drop-thread deck	2 ■	■	□	5	6	■	8 -	-	■	2	2	□	comes with throwline with rubber quoit. Leafield Valves. Optional rear bolster and storage pockets	mfc-international.com
5cm x 4"	2000 L 70.6cuft 3mins	0.2 & 0.4 BAR 3.25 & 6 PSI	Hypalon TPU drop-thread deck	5 ■	■	□	5	12	■	8 -	-	■	2	2	□	comes with throwline with rubber quoit. Leafield Valves. Optional rear bolster and storage pockets	mfc-international.com
2cm x 1"	3800 L 134.2cuft 3mins	0.2 & 0.4 BAR 3.25 & 6 Psi	Hypalon TPU drop-thread deck	5 ■	■	□	5	16	■	8 -	-	■	2	2	□	comes with throwline with rubber quoit. Leafield Valves. Optional rear bolster and storage pockets	mfc-international.com
0cm x 12"	approx 630 L 22.2cuft 1 - 3mins*	0.35 & 0.7 BAR 5 & 10 PSI	1.2mm PVC or Orca Hypalon drop-stitch deck	3 ■	□	□	4	6	-	4 -	-	■	2	□	*Power pump to Hand Inflation time calculated at 50 pump strokes per minute	ndiver-rescue.com	
0cm x 7 x	approx 800 L 28.3cuft 1- 3-4mins*	0.35 & 0.7 BAR 5 & 10 PSI	1.2mm PVC or Orca Hypalon drop-stitch deck	3 ■	□	□	4	9	-	4 -	-	■	2	□	* Power pump to Hand Inflation time calculated at 50 pump strokes per minute	ndiver-rescue.com	
0cm x 5.8"	1550 L 54.7cuft 1.5-5min	0.35 & 0.7 BAR 5 & 10 PSI	1.2mm PVC drop-thread deck	4 ■	□	□	5	4	■	13 -	-	■	1	□	*Power pump to Hand Inflation time calculated at 50 pump strokes per minute	ndiver-rescue.com	

Images NOT to Scale  
 □ □ □ = Option  
 ● = PARTIAL FEATURE and/or OK BUT NOT IDEAL  
**COST:** Approx, INC local tax/VAT  
**N/A** = info Not Available/not given  
**INFLATION TIME:** Hand Pump/ Compressed Air  
**VALVES** PRV=Pressure Relief Valve

	MODEL Product Code	COMPANY	ORIGIN	COST inc tax / VAT	WEIGHT	LOAD CAPACITY Kg/Sq Metre lb/Sq Foot	DIMENSIONS L x W x H EXTERNAL INTERNAL/USABLE WIDTH	PACKED SIZE
	X-Sled 115	NRS		\$2495	30.5kg 67lb	480kg 1056lb	3.66 x 1.22 x 0.36m 144 x 48 x 14" 0.71m 28"	85 x 35 x 30 33.5 x 13.8 x 12
	Ionic Extreme Sled	SAFEQUIP		£1700 \$2380 €2040	23.8kg 52.4lb	650kg 1430lb	3 x 1.2 x 0.35m 118 x 47 x 14" 0.7m 27.6"	90 x 30 x 30 35.4 x 12 x 12
	Ionic Titan Sled SAF38070	SAFEQUIP		£2160 \$3025 €2590	25kg 55lb	500kg 1100lb	370* x 1.2 x 0.35m 146 x 47 x 14" 0.7m 27.6"	95 x 30 x 30 37.4 x 12 x 12
	Ionic Xcel X-Raft	SAFEQUIP		£3600 \$5040 €4320	42kg 92.4lb	1000kg 2200lb	3.2 x 2.2 x 0.38m 126 x 87 x 15" 1.44m 57"	100 x 70 x 40 39 x 27.6 x 16
	ResQSLED 3 ResQSLED5 ResQSLED10	SIT Ltd		N/A	23.8kg 52.4lb	650kg 1430lb	3. x 1.2 x 0.35m 118 x 47 x 14" 0.7m 27.6"	90 x 30 x 30 35.4 x 12 x 12
	ResQRAFT10 ResQRAFT15	SIT Ltd		N/A	42kg 92.4lb	1000kg 2200lb	3.2 x 2.2 x 0.38m 126 x 87 x 15" 1.2m 47"	90 x 30 x 30 35.4 x 12 x 12
	Mega Sled	WRS INTERNATIONAL		£ \$2667 €2667	7.4kg 16.3lb	220kg 484lb	2 x 1 x 0.35cm 79 x 39 x 14" 00m 00"	120 x 60 x 30 47 x 23.6 x 12
	X Sled	WRS INTERNATIONAL		£2147 \$2300 €2553	20kg 44lb	350- 580kg 770- 1276lb	3.55 x 1.2 x 0.24m 118 x 55 x 6" 00m 00"	100 x 50 x 40 39.4 x 19.7 x 15.75"

# INFLATABLE OPEN-ENDED SLEDS/WATERCRAFT

	AIR CAPACITY INFLATION TIME	MAX WORKING PRESSURE	MATERIALS: TUBES/SPONSONS FLOOR/DECK	INFLATION		LOADING		VALVES		EXTRAS		VIZ		NOTES	WWW.	
				CA INFLATION CHAMBERS	REGULATOR / HOSE	MANUAL/POWERPUMP	GRAB/LIFT HANDLES	FLIP TAB / GRAB CORD	TOW/HD-LIFT/LINK EYES	SAFETY PRV / DUMP	1-WAY / 2-WAY	CARRY BAG / PADDLES	REPAIR KIT/ WARRANTY			REFLECTIVE/ CUSTOM
0cm 12"	710 L 25 cuft <2mins	0.3 & 0.7 BAR 4 & 10 Psi	PVC drop-stitch deck	3 ■	□	■	- 16	- -	- 5	- ■	■	3 ■	□	-	Design being changed. Armoured underside to sponsons. Leaffield valves. * Height does not include 20" rise of the angled bow	nrs.com
0cm 12"	860 L 30.4cuft <1min	0.2 & 0.4BAR 3 & 6 psi	'Orca' Hypalon 6" drop-thread deck	3 ■	□	□	7 4	■	4 - 5	- -	■	■	5 □	■	Leaffield valves. Height does not include angled bow	safequip.co.uk
0cm 12"	920 L 34.5cuft <2mins	0.2 & 0.4BAR 3 & 6 psi	'Orca' Hypalon 6" drop-thread deck	3 ■	□	□	10 4	■	4 - 5	- -	■	■	5 □	■	* length inc 45cm/18" deck extension. Leaffield valves. Height does not include angled bow	safequip.co.uk
5cm 18"	1550 L 54.7cuft <2mins	0.2 & 0.4BAR 3 & 6 psi	'Orca' Hypalon 6" drop-thread deck	5 ■	□	□	8 2	■	2 - 8*	- -	■	■	5 □	■	Leaffield valves. 6" Deck. * D-Ring under deck can provide flip tab	safequip.co.uk
0cm 12"	860 L 30.4cuft <1min	0.2 & 0.4BAR 3 & 6 psi	'Orca' Hypalon Neoprene-coated 6" drop-thread deck	3 ■	□	□	7 4	■	4 - 5	- -	■	■	2 □	■	Leaffield valves	sitltd.co.uk
0cm 12"	1550 L 54.7cuft >2mins	0.2 & 0.4BAR 3 & 6 psi	'Orca' Hypalon 6" drop-thread deck	5 ■	□	□	8 2	■	2 - 8*	- -	■	■	2 □	■	Leaffield valves. * D-Ring under deck can provide flip tab. Inboard stowage loops	sitltd.co.uk
5cm 14"	450 L 15.9cuft <1min	0.3 & 0.6BAR 3.6 & 9 psi	PVC. 6" drop-stitch deck	3 ■	□	■	2 2	■	11 - 9	- -	■	■	□	■	Leaffield valves. Flap at stern can be lifted to form a 'transom' style water barrier. 8x Velcro loop stow points	wrsinternational.com
0cm x	700 L 24.7cuft >2mins	0.25 & 0.6BAR 3.6 & 9 psi	PVC. 6" drop-stitch deck	3 ■	□	■	- 15	■	0 - 5	- -	■	■	□	■	* Height does not include 54cm/21" rise of the angled bow. Leaffield valves. EVA floor friction pads	wrsinternational.com

Images NOT to Scale  
 □ □ □ = Option  
 ● = PARTIAL FEATURE and/or OK BUT NOT IDEAL  
**COST:** Approx, INC local tax/VAT  
 N/A = info Not Available/not given  
**INFLATION TIME:** Hand Pump/ Compressed Air  
**VALVES** PRV=Pressure Relief Valve

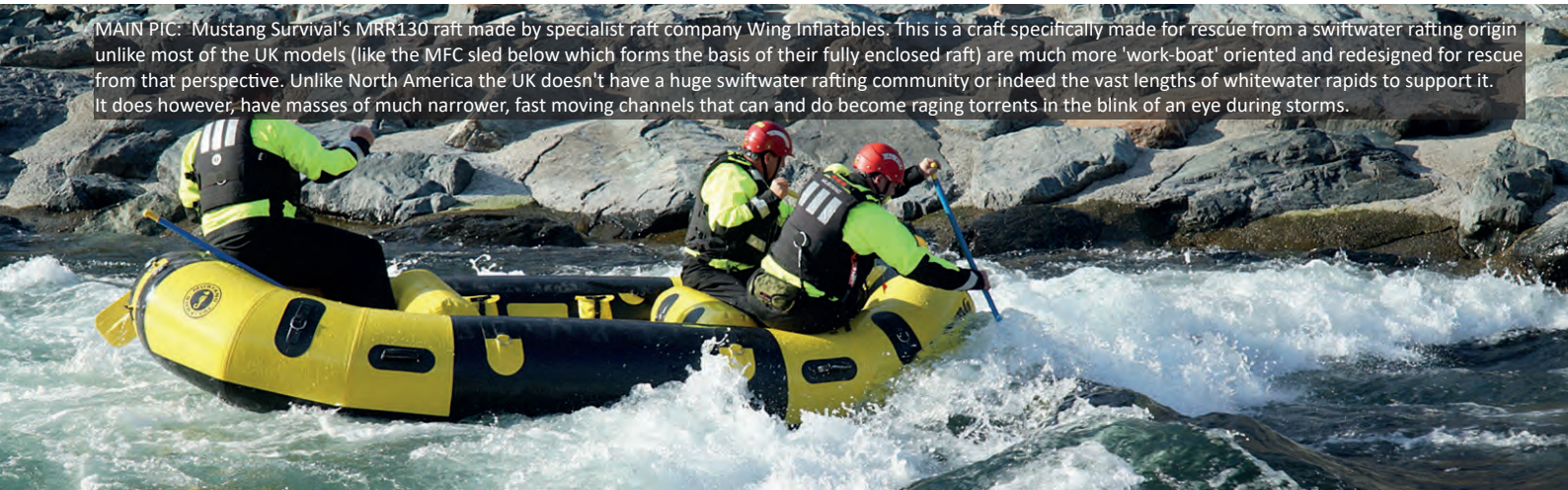
MODEL Product Code	COMPANY	ORIGIN	COST inc tax / VAT	WEIGHT	LOAD CAPACITY Kg/Sq Metre lb/Sq Foot	DIMENSIONS L x W x H EXTERNAL INTERNAL/USABLE WIDTH	PACKED SIZE
 Rescue Tip Board	HONOR-SAFETY		N/A	22kg 48.4lb	500kg 1100lb	2.7 x 1.3 x 0.7m 106 x 57 x 15.7" 0.55m 20"	90 x 50 x 40 35.4 x 19.7 x 15.7
 Lifeboat	LANCO		?	25kg 55lb	900kg 1980lb	4.67 x 1.12 x 0.00m 00 x 00 x 00" 00m 00"	70 x 70 x 40 28 x 28 x 15.7
 RSW Rescue Sled WR0244	MFC INTERNATIONAL		£2500 \$3250	31.5kg 69.3lb	850kg 1870lb	5 x 1.2 x 0.45m 197 x 47 x 17.7" 0.75m 30"	80 x 40 x 30 31.5 x 15.7 x 11.8
 Polar 75	NAUTIC&ART (CHARGEK inc)		\$7800	32kg 70.4lb	1045kg 2299lb	4.4 x 1.3 x 0.36m 173 x 51 x 14" 0.58m 23"	152 x 152 152cm 60 x 60 x 60
 RR5	NORTHERN DIVER		£1621 \$3000	42kg 92.6lb	850kg 1873lb	4.7 x 1.4 x 0.35m 105 x 55 x 13.8" 0.7m 28"	110 x 60 x 40 43x24x15.7
 ASR 155	NRS		\$2995	39.5kg 87lb	850kg 1873lb	4 x 1.25 x 0.3m 185 x 49 x 12** 0.64m 25"	122 x 78 x 30 48 x 31 x 11.8
 RDC Rapid Deployment Craft	OCEANID		\$4900	22.7kg 50lb	>909kg >2000lb	4.68 x 1.22 x 0.3m 184 x 48 x 12" 0.56m 22"	91.2 x 61 x 30 36 x 24 x 11.8
 Ionic Explorer Sled	SAFEQUIP		£2250 \$3150 €2700	22kg 48.4lb	>500kg >1100lb	4.6 x 1.42 x 0.3cm 181 x 56 x 12" 0.82m 32"	80x40x25 31.5x16x11.8
 ResQsled Endurance SIT38042	SIT Ltd		N/A	20kg 44lb	>500kg >1100lb	4.6 x 1.42 x 0.3cm 181 x 56 x 12" 0.82m 32"	80x40x25 31.5x16x11.8
 SKF-ICE	WING INFLATABLES		\$10000	27.3kg 60lb	909kg 2000lb	4.72 x 1.22 x 0.3cm 186 x 48 x 12** 0.61m 24"	81 x 38 x 40 32x15x11.8

# INFLATABLE OPEN-ENDED RDC-STYLE RAFTS

	AIR CAPACITY INFLATION TIME	MAX WORKING PRESSURE	MATERIALS: TUBES/SPONSONS FLOOR/DECK	INFLATION		LOADING			VALVES		EXTRAS		VIZ		NOTES	WWW.
				CA INFLATION CHAMBERS	REGULATOR / HOSE	MANUAL/POWERPUMP	GRAB/LIFT HANDLES	FLIP TAB / GRAB CORD	TOW/HD-LIFT/LINK EYES	SAFETY PRV / DUMP	1-WAY / 2-WAY	CARRY BAG / PADDLES	REPAIR KIT/ WARRANTY	REFLECTIVE/ CUSTOM		
0cm 15.7"	570 L 20cuft 15-30sec	N/A	N/A drop-stitch deck	?	☐	■	11	■	4	-	-	?	☐	-	Can be purchased with an electric SeaBob hand-held waterjet * with BA cylinder	honor-safety.com
0cm .7"	?	?	PVC-coated polyester	3	☐	☐	40	■	21	-	?	?	☐	?	*20 external grab handles (via rope) can be used as lift ponts	lanco.eu
5cm 14"	2000 L 70.6cuft 3mins	0.2 & 0.4 BAR 3.25 & 6 Psi	Hypalon TPU drop-thread deck	3	■	☐	10	■	8	-	■	2	2	☐	comes with throwline with rubber quoit. Leaffield Valves	mfc-international.com
x 0"	1100 L 40cuft 20sec*	0.24 & 0.8BAR 3.5 & 12 Psi	40oz Hypalon. drop-thread deck	3	■	☐	6	■	-	-	■	■	5	☐	opening=81x46cm *Single inflation point. Height does not include 73° rake	nacorp.ca
0cm 7"	1000 L 35cuft 1- 3-4mins*	0.35 & 0.7 BAR 5 & 10 Psi	DWF/PVC drop-stitch deck	3	☐	☐	6	■	-	-	■	■	1	☐	*Power pump to Hand Inflation time calculated at 50 pump strokes per minute. *Custom colours	ndiver-rescue.com
3cm 3"	960 L 34cuft 1-2mins	0.3 & 0.7 BAR 4 & 10 Psi	PVC drop-stitch deck	5	☐	☐	32	■	16	-	■	■	3	☐	* Height does not include 24" rise of the angled bow and stern. Armoured underside to sponsons. Can be hoisted under load. Leaffield valves	nrs.com
0cm 2"	1133 L 40cuft <1min	0.2 BAR 3 Psi	35 oz. PU/PVC coated Polyester (Dacron). Drop-thread deck	3	■	☐	0*	■	26	-	■	■	12	☐	Halkey Roberts & Incept PR Valves. Can be suspended/hoisted while loaded. *Perimeter cord 'handles' load= >2500lb/1136kg access hole = 22x40"	oceanid.com
cm 0"	860 L 30cuft >1min	0.2 & 0.6BAR 3 & 9 psi	'Orca' Hypalon 6" drop-thread deck	3	☐	☐	12	■	14	-	■	■	2	☐	Leaffield valves	safequip.co.uk
cm 0"	860 L 30cuft >1min	0.2 & 0.6BAR 3 & 9 psi	'Orca' Hypalon. 6" drop-thread deck	3	☐	☐	12	■	14	-	■	■	2	☐	Leaffield valves	sitltd.co.uk
1cm 5"	950 L 33.5cuft >1min	0.3 BAR 4.5 psi	33oz polyester scrim Polyurethane. drop-thread deck	5	☐	☐	0	■	-	-	■	■	5	☐	Price includes Motor transom. *rise of bow/stern =30". Chambers linked to Inflate as 1 *Grab cord rigged to act as lift and shift handles. Custom colours	inflatable-solutions.com

# Inflatable NON-POWERED RAFTS

MAIN PIC: Mustang Survival's MRR130 raft made by specialist raft company Wing Inflatables. This is a craft specifically made for rescue from a swiftwater rafting origin unlike most of the UK models (like the MFC sled below which forms the basis of their fully enclosed raft) are much more 'work-boat' oriented and redesigned for rescue from that perspective. Unlike North America the UK doesn't have a huge swiftwater rafting community or indeed the vast lengths of whitewater rapids to support it. It does however, have masses of much narrower, fast moving channels that can and do become raging torrents in the blink of an eye during storms.



After covering the open-backed/stern sleds and rafts in TECHNICAL RESCUE#82 we've switched to WSAR for this one because non-powered rafts evolved with wilderness teams working true swiftwater on their patch. 'Evolved' is not the correct word because the craft in use are very close to the recreational models aside from reinforcements and extra handles and rings and it's more accurate to say that the open-ended sleds (as exemplified by the MFC model in the picture on the right) and Oceanid-style rafts (as shown in the ad far right) evolved out of these 'puffier' swiftwater-style rafts. While the majority of rescue agencies have moved towards the sled and Oceanid styles, there is still a big place for conventional rafts in a rescue inventory either because there are swiftwater risks in or near your response area of because they are used for casualty rescue and evacuation in the event of flooding. This is because rafts, with larger sponsons completely surrounding the deck, provide better protection for the raft occupants. We have only listed models that are marketed to or used by rescue agencies and that do not have an inherent ability to mount an outboard because those will be included in our GUIDE to Powered IRBs.

However, those GUIDES will not include rafts and catarafts that can be retrofitted with a frame capable of mounting an engine - there would be just too many to mention. Back to the sponsons on swiftwater rafts and while they provide greater protection than open ended craft, they won't necessarily keep everyone bone-dry because many, especially if they have an I-beam

## RAFT VS SMALL OPEN-STERN SLED/RAFT

- Both Self bail,
- Raft has more stability so better for bigger water,
- Raft with larger tubes is more forgiving so less training to keep upright.
- Raft has larger carrying capacity,
- Sled is lighter to carry in,
- Sled easier to self rescue after capsiz,
- Sled easier to load victim from water into boat,
- Sled can be paddled solo so less rescuers at risk.

## RAFT VS LARGER OPEN-STERN RAFT

- Raft heavier than equivalent open-stern version,
- Rafts offer more rear protection from falling out so more suitable for bigger or higher risk water where you don't want people falling out at all!
- Both offer good stability (raft would be slightly more stable due to added weight, but marginal)
- Open-Stern better for wading wide spread floods and getting on & off the boat
- Raft are generally self-bailing so contaminated water will enter the raft through the floor. (This is a Flood Rescue Consideration)
- Open Stern Raft offers easier water victim access
- Open-Stern easier to climb into after capsiz.



rather than drop-thread or drop-stitch floor, are self baling which means that water can enter and drain through gaps around the union between the floor and the sponsons. **Any craft in this GUIDE not shown as self-bailing are better suited to slow moving flood or still water rather than swift or rough water.** Indeed, Safequip in the UK actually call theirs an 'urban' evacuation raft indicating its true design purpose and while 'urban' is perhaps too limiting for some of the non-self-bailing models, particularly from UK companies, they are certainly designed for a different role to the North American models that can be dealing with epic whitewater conditions as well as general flooding.

One of the differences between true swiftwater and broader

Images in this article  
not to scale

www.rescuemagazines.com

remit rescue is that hardcore whitewater rafts tend to have the softer and deeper I-beam inflatable floor but rescue tends more towards a drop-thread floor because it is generally tougher, thinner and more stable to work on bearing in mind that such craft tend to be used more in flood than whitewater.

These rafts are the same materials and construction as the platforms and sleds covered in TECHNICAL RESCUE GUIDES to INFLATABLE CRAFT ie. - incredibly robust welded PVC/TPU or Hypalon, often as a Double Wall Fabric (DWF) and drop stitched on the most robust part of these craft, the floor/hull. Welded is more resilient than glued seams and all inflatables have pressure differentials due to heat increases that can test the seams if over-inflated and overloaded. Some, like WRS and Rocky Mountain Rafts offer drop-stitch or I-beam floors. Given the abuse these things get from ice, gravel, flooded wire fences and brick walls etc. some have extra reinforcing strips along the underside of sponsons like the NRS craft. Failing that, most craft come with a repair kit. As with most things in life, you get what you pay for, so consider the materials, construction warranty and pedigree of the manufacturer and craft before committing to a purchase.

The Mustang/Wing MRR130 model above demonstrates the most obvious difference between a conventional 'whitewater' style raft and the open-ended sleds/rafts covered in TR82 like the yellow MFC sled- the sponsons extend all the way around the craft and because they are quite large the inner working space is more restricted in comparison to the uncluttered surface of a platform or narrow-sponson sled. It's clear that the specialist rescue rafts like the South African ARK range that have been developed from whitewater rafts rather than actually being a whitewater raft with extras, are much narrower. Most of the sleds designed to be used in fast moving water (as well as flooded urban streets and alleyways) were also narrow beamed and it seems that this profile suits many rescue agencies since the ARK range for instance has been designed in conjunction with the Queensland Fire Service in Australia.

The shallow rake we see on sleds helps deal with waves but the higher rake we see on fully enclosed -size rafts like the NRS raft below, allows the craft to negotiate fast flowing water without having tons of water washing over the bow. The rake also allows the craft to be pushed up against obstacles such as mid-stream boulders and low-head dam/weir faces which can be more easily searched or a stranded taken on board because high-rake craft 'bend' a little at the change of angle to provide an extra few inches of proximity to the target. In the absence of an opening in the bow (as per the Oceanid-style craft) with which to funnel an in-water casualty, the raked, solid bow is

less inclined to smash an in-water casualty in the head as the two approach each other, possibly closing at speed in a



Hull of an NRS Raft

**WRS**<sup>®</sup>  
INTERNATIONAL

High Volume Bow and Rocker - With a raised bow height the X-Sled is able to handle tethers in swift water whilst reducing the risk of the bow diving when loaded. The increased volume maintains stability when occupied by a casualty or rescuer.

**WRS**<sup>®</sup>  
INTERNATIONAL

Water Rescue X-Sled  
The original and best since 2014, designed in the UK.

[www.wrsinternational.com](http://www.wrsinternational.com)

# A CHECKLIST to BUYING AN APPROPRIATE RAFT

by **Mike Croslin**

In discussing boat handling in the rescue environment, the rescuer must first examine the types of boats to be utilized in river rescues and should closely examine the maneuvers those boats can perform in contrast to the total number of river rescue methods for which all river rescue boats are capable of.

Consider all of the pointers below in order to arrive at the most economically feasible and the most efficient type of rescue craft for your specific locality, type and number of incidents and ability to attain and maintain training for your craft in your conditions. It has been observed that manufacturers across the world have, in the past, marketed various kinds of craft as the "ultimate \*\* answer for river rescue. River teams and individuals should be cautious when considering such claims and perhaps consult other teams that may have similar conditions in their response area.

Generally there are 3 boats teams may have in their cache:

- River Rescue Boats, inflatable.
- IRB style with transom motorized
- Cataraft IRB with transom. Motorized

Motor-capable IRBs are the workhorse of flood and disaster response, flood evacuations, wide flooding areas with no road access, can ascend against the current to approach from downstream, bridge abutments, rocks, trees, can function in waves, strong currents and obstacles with expert training. Can be Zodiac/Avon style or catarfts. Full spectrum, rigid-hull rescue boats are too heavy to surf in choppy, stout currents and have limited capability in class3 and above or inside tree lines at flood stage. Crews must train for motor failure and must carry paddles to R2. Registered swiftwater teams generally have one or two IRBs or motorized catarfts/oar combos in cache in the USA and operators require extensive training annually to stay competent and build experience. Such craft are not useful in remote canyons or rocky, shallow rivers and have significant risk of engine failure, or swamping in big volume or steep gradient rivers. Excellent for wide, flood plain deployment and up to class 3. Again, a great flood evacuation workhorse.

## Non-motorized, human powered inflatables

1. The self-bailing "basket" boats. A new variation on the commercial recreational market that have lashed in inflatable floors allowing immediate draining of water and enhanced performance downriver in up to class 5. Medium weight, 100-150lbs or more. Tube size varies depending upon CFS navigating, a Grand Canyon NPS boat will have larger tubes than a Yosemite cataraft based on size of waves, hydraulics etc. A USFS river patrol ranger would on the Tuolumne would run

a SOTAR downriver or a Wing as a choice based on support for operations and loads carrying duty, but they are not the best in rescue mode that may require surfing under technical rope control,

2. Framed cataraft oar powered or a frameless cataraft R2 paddle. If you choose to train and expand boat operators skillsets beyond your local watersheds in the standard R2 paddle format, the frameless catarfts that have immediate rapid floor flush meet the essential high performance criteria in terms of weight, portability, speed, side stability, to both perform as a rescue boat with R2 as a chase boat, or pickoff boat launched with experienced R2 paddlers that are capable of broaching, crossing powerful stout channels to pull victims into a soft protected compartment and exit downriver safely. Some teams use framed catarfts of various sizes, if they have the talent base to row. Many do and this is important on many technical rivers and they make excellent platforms, but they have frames and large oars, which prevent dynamic pickoffs safely and can be traumatic if flipped onto inexperienced passengers or victims...only an issue if experience is lacking.. So for lightness and speed of deployment and downriver chase boat and pickoff capability and maneuverability, the frameless catarfts are superior for rescue crews training in paddle power only...which is faster performance in these excellent maneuvering and forgiving boats.

Because most teams lack the training to safely use a motorized or non-motorized inflatable at the scene of a significant flood or swiftwater event with rescuers on board it is essential that rope based control systems be learned and practiced with the best performing inflatable under shore control with ropes. If its an evac off a car roof in a flooded creek with slight gradient, and the channel has trees and wood galore within range of a short unexpected swim, this is a major event, for even the most experienced operators. These technical rope based systems we use are capable of placing a boat precisely where it is needed safely, with or without rescuers on board, and if you choose to use rescuers, whomever goes is a function of experience and strong swimmer status, not paper/scissors/rock. The rescuer on the boat is in charge of the controllers. He can feel the boat, and guide it better, and I hope at this point we can collectively agree that if he was trained well he or she would choose the lightest, most stable, self bailing platform to control from shore AND to navigate to safety should it be necessary. By my logic and experience this is the most important purchase decision a top tier team will make. It HAS to be the lightest but toughest, boat that is best across all formats of control and is fast under R-2 paddle for chase function safety as well, and in boat pickoff, broaching, grabbing victims into a central closed, self bailing compartment with instant drainage mesh, or lashed inflatable flooring..These criteria will insure best protection for rescuers and if delivering an empty evacuation boat in high risk flows, the best chance of bringing those trapped to safety. My best advice is to use a high performing design that is light, frameless and selfbailing with a reputation for running class 4-5, then add handles and attachments to carry or hold onto into the interior, including foot braces. Make team members study

R2 paddle techniques and practice regularly even if its just in a swimming pool, this alone is the minimal standard for R2 rescuers being sent, they must be drown-proofed and capable of navigating the boat to safety on their own. If a boat can be placed precisely and victims are capable of putting on a PFD, and exiting onto a stable platform, they should be allowed to do so, especially if competent control of the boat in an emergency exit is in question.

### COMPARISONS AND CONTRASTS

Once the river rescue team has discovered all of the various types of boats capable of performing river rescues, they then have to make some comparisons between the ability of these boats to perform in their local environment. The river rescue team first has to analyze and determine which kind of boat will be suitable for their particular situation. They must ask themselves the following questions:


1. Are you working in a flat river or waves, currents and rapids?
2. Is your river averaging fairly deep water or shallow areas?
3. Is your river wide or narrow?
4. What is the immediate access to the river.
5. Are there numerous boat launches or are you going to be forced to put their boat into the water through brush, walls, fences and other obstacles?
6. Are there a number of in-water hazards such as strainers, low head dams/weirs, class 3 or above rapids in your response area?
7. What is the ease or difficulty of operation of the type of rescue craft that you are choosing and how well can you train and maintain training of personnel?
8. What is the potential for flipping, broaching, or otherwise turning the boat over within the rescue environment?
9. What types of rescues are usually undertaken on your stretch of river?
10. Will the boat be used for other purposes besides rescue, aka dive platform, body recoveries?
11. Will the boat be suitable for deployment to other areas?
12. What is the available budget?
13. Which of the following rescue maneuvers will the boat be capable of:
  - Pick up rescuers in current
  - Pick up victims entrapped on top of rocks, houses, vehicles, caught in class 3 flood-stage water or higher
  - Effectively maneuver downstream to broach onto an object in order to pick up victims
  - Light enough to suspended on a rope rescue system in the middle of the river
  - Move upstream through class 3 water or better
  - Make effective crossing in current
  - Carry several victims, extremely stable

**Mitch Sasser** says...

A recent successful rescue from a mid-stream vehicle using a non-powered raft by the Santa Barbara Fire Dept with inflatable raft highlighted the need to ensure your craft is properly inflated, in the rush to deploy to a casualty in difficulties it is all too easy to cut corners leaving you open to swamping and buckling if the casualty numbers or conditions change during the rescue.

Self Bailers are the design to go with BUT...for whitewater and fast flowing/rough water, the self bailing should be via holes all the way around the floor. Some designs only have drain holes punched through the floor material along both sides with the floor being glued to the outer tubes in these designs. I prefer a floor that is laced in and provides drainage 360 degrees around the boat. Without this you risk sudden weight change when taking on water flushing through the self bailing system and without drainage in the bow and/or stern the water accumulation can cause overloading, snapping control lines or ripping lines out of rescuers grip. Having drain holes around the entire raft also helps in self rescue if a flip occurs. Naturally, the larger the tube diameter the more difficult it is to climb on top and right the raft again.

Those who have experience with flips and recovery will note the hand hold and grab options that a laced-in floor provides even at the bow and stern for the rescuer to quickly get up on top of the upside down boat. Some teams may be using pre-rigged flip lines to avoid having to climb up on top of the craft for correcting it. In summary, if the floor and tubes/sponsons are properly inflated with weight properly distributed and with full circumference self bailers, the boats will plane better. My choice in fast-moving water is a cataraft first option, then raft as a second option.



high flow. Also notice that the larger-diameter tubes/sponsons on the whitewater-style rafts mean that the deck may be suspended clear of the water as it is in most catarafts which improves speed and manoeuvrability.

### VALVES

All of these craft inflate through a valve which may only allow air flow inwards (inlet check valve) so you don't lose air pressure should the valve cap not be in place or the pump/cylinder hose come off during inflation. We have differentiated three types in our tables: Safety or Pressure Relief Valves, 1-Way, 2-Way and Dump valves but for this GUIDE they are mostly 2-Way and Pressure relief valves. **Pressure Relief Valves** refers to its ability to purge air should you OVER-inflate. This can be the case particularly with compressed air cylinders so the safety valve will allow air to force its way out of the valve rather than bursting the seams of the craft. A **2-way** valve allows inflation and deflation. Some, like the *Leafield A/B/C* and now *D7* (pic below) and *Halkey-Roberts* valve, have a cap and then an interior sleeve that you rotate a quarter or half





turn to alternate between inflate and deflate while others have a second screw-off collar beneath a non-return inflation section. When unscrewed, this allows air to exit freely. Deflation needs to be fast so that the craft can be rolled and stowed or moved ASAP ready for the next task so these 2-way valves are doubling as Dump or rapid air expulsion valves which tend not to be present on most sleds, boats and rafts. True dump valves, in the diving sense, can of course be a push button affair but this is obviously not the case for inflatable craft where they are regular screw-top release if they are present at all. Bear in mind that most craft have more than one chamber so deflation can be a more time consuming process than inflation. Some rafts have one-way baffles between chambers that means a single inflation point inflates all chambers which is much faster to inflate and deflate than inflating/deflating chambers one after the other - this is more the case with specialist rescue craft than it is with purist swiftwater rafts. Many craft have both sets of valves sometimes next to each other as with the *WRS* and sometimes separated as with *MFC* and *ARK* Craft where the inflate-deflate valves are located on the ends of each sponson and on the floor. Most valves are designed to use manual pumps and BA cylinders, but some are large enough to use a powered blower or even a vacuum cleaner in reverse. Professional battery blowers are an excellent idea because they have numerous other uses including cleaning/drying the craft. They are also unlikely to inflate beyond the pressure limit of the seams because they will struggle to push against over-pressure resistance. Basic dump valves can use large-bore pipe/hose inflation but air will escape while you try to screw the cap back on.

**THWARTS/BOLSTERS/SEATS**

The narrower raft can be paddled Canadian-style, knelt down but conventional, wider models are paddled from each side,

usually while sitting on one of the soft, inflatable thwarts or bolsters that act as seats as well as increasing buoyancy.

In some models, these are detachable and can be used as makeshift in-water buoyancy aids in the event of a person-overboard situation. The 'fatter' tubes on rafts enable paddlers/rescuers to wedge feet into the deck-union to gain purchase and help in maintaining balance and integrity within the raft.

At least one craft, the Wing Inflatable at the top of this page has augmented the inflatable floor chamber with an additional 'flat' chamber for kneeling, this not only reinforces the deck it enhances comfort when paddling for long periods. Two of the craft in this GUIDE, the *ARK Croc-Rescue* (above) and the German *RTB1*



have flat seating. The *Ark* has a vinyl strip which can also act as a forward restraint when leant against during kneeled paddling while the *RTB1* has wooden seats indicating tasking aimed at flood evacuation in slow-moving water rather than swiftwater or waves.

**FOOT CUPS**

A useful feature of some whitewater rafts that crosses over well into



rescue rafts is the incorporation of low profile foot restrain cups attached to the deck. These are a flap of material that will sit flat when not in use or with a person/kit sat on them. In some cases these might double as paddle stowage but the more overt models like the *NRS* above are large enough to insert a good

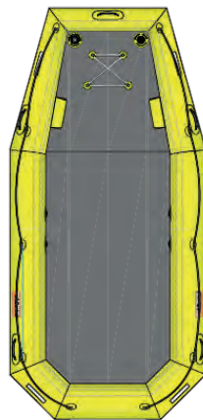


portion of booted foot and help keep you in the boat in rough water as well as providing purchase from which to gain more paddling power going forwards and more reach when leaning back to help steering in strong current. Some thwarts also allow feet to be wedged beneath for extra purchase in rough water/waves.

### NON-STANDARD DESIGNS

Another design much favoured in the North America is the cataraft, a twin sponson hull, invariably 'pointed' at the ends and joined by a two or three transverse sponsons that, in a standard raft would be separately inflated thwarts or bolsters. Our own swiftwater rescue co-editor Mitch Sasser swears by them because of their manoevrability, speed and stability but they offer far less floor space so clearly not so much use in flood evacuations and very much a tool for the specialists. Nevertheless, in the right hands these are a potent swiftwater rescue craft. There aren't as many in this GUIDE as you might expect because many are equipped with a rigid transom to take a motor and will therefore be in the separate Powered Craft GUIDES. *Rapid Approach Rescue's* cataraft (above) can also be retrofitted for a motor with an aluminium frame costing around \$275 and is one of only two in this particular GUIDE but there are a number of comparable craft that would suit rescue agencies that are not currently used or marketed as such. This *RAR* model incorporates a reinforced ramp on one end to ease hauling casualties on board - in this case up to 4 plus two rescuers.

*MFC's RSBER* (right) is typical of some rescue-specific models that have been born out of rescue and not rafting. Theirs is basically the same as their sled (and platform) but with sponsons all around that are narrower than their swiftwater counterparts. They are not self-bailing and are intended for evacuation and searching on relatively flat water and slower moving flood water. Such craft are perfectly capable in faster moving water but without self bailing water coming in adds to the weight and discomfort so is best avoided. You can also see two inside pouches for throw cord or strobe etc and a tied-down panel to safely stow equipment or extra PPE. Some raft have internal paddle stowage points.



Finally a word about the *Mustang MRR130* model in the title picture which has been custom built by Wing Inflatables so you know it will be good. It's a dedicated rescue craft with enhanced features like ultra high visibility and more D-rings than you could possibly find uses for but it's one of only a handful that offers this range of rescue specificity in a true raft design. **IMPORTANT: REFER to KEY to TABLES on page 64**

## Side Scan Sonar









The ideal tool to locate drowning victims and missing evidence



JW Fishers Mfg., Inc.  
(800)822-4744  
info@jwfishers.com  
jwfishers.com



Images NOT to Scale  
 □□□ = Option  
 ● = PARTIAL FEATURE and/or OK BUT NOT IDEAL  
**COST:** Approx, INC local tax/VAT  
 N/A = info Not Available/not given  
**INFLATION TIME:** Hand Pump/ Compressed Air  
**VALVES** PRV=Pressure Relief Valve

	MODEL	COMPANY	ORIGIN	approx COST inc tax / VAT	WEIGHT	LOAD CAPACITY Kg/sq Metre lb/Sq Foot	DIMENSIONS L x W x H EXTERNAL INTERNAL/USABLE WIDTH	PACKED SIZE
	<b>Croc Rescue</b> CRR 375	<b>ARK</b>		£592 \$706 €662	23kg 50.6lb	170kg 375lb	3.75 x 1.05 x 0.36m 12.3 x 3.4 x 1.16' 0.33m 13"	75 x 50 x 5 30 x 20 x 2
	<b>Ark Angel</b> ARR 420	<b>ARK</b>		£1424 \$1697 €1593	28kg 110lb	350kg 750lb	4.2 x 1.18 x 0.37m 13.75 x 3.9 x 1.2' 0.44m 17"	95 x 50 x 5 37.4 x 20 x 2
	<b>Nile</b> KN365	<b>ARK</b>		£1797 \$2142 €2010	35kg 68.2lb	425kg 937lb	3.65x 1.75 x 0.52m 11.9 x 5.75 x 1.7' 0.71m 28"	98 x 56 x 5 38.6 x 22 x 2
	<b>Res-Q-Raft</b> 400	<b>CPI Rescue Products</b>		N/A	50kg 44lb	950kg 2090lb	3.02 x 2.31 x 0.56m 9.9 x 7.6 x 1.8' 1.2m 478"	N/A
	<b>Personal Paddle Boat</b>	<b>DEMAREE (D.I.B.)</b>		?	28kg 60lb	272kg 600lb	3.48 x 1.52 x 0.48m 11.4 x 5 x 1.6' 1.2m 478"	?
	<b>Rapid Response Boat</b>	<b>DEMAREE (D.I.B.)</b>		?	40.9kg 90lb	454kg** 1000lb	3.7 x 1.8 x 0.6m 12 x 6 x 2' 1.2m 478"	71 x 45.7 x 35 28 x 18 x 2
	<b>430RR Rescue Raft</b>	<b>INMAR</b>		£3000 \$3500* €3200	72.7kg 160lb	1023kg 2250lb	4.27x 1.98 x 0.51m 168 x 78 x 20" 1.47m 58"	140 x 84 x 6 55 x 33 x 2
	<b>Fat Boy</b>	<b>JPW inc</b>		£4100 \$4444 €4300	32.7kg 72lb	400kg 882lb	3.05 x 1.65 x 0.50m 120x 65x 19.5" 0.66m 26"	100 x 86 x 6 40 x 34 x 2
	<b>Rescue Raft RS8ER</b> WR0212	<b>MFC INTERNATIONAL</b>		N/A	26kg 57.2lb	820kg 1804lb	3.5 x 1.9 x 0.56*m 137 x 75 x 22" 1.34m 52.7"	88 x 50 x 3 35 x 19.7 x 2
	<b>Rescue Raft RS10ER</b> WR0214	<b>MFC INTERNATIONAL</b>		N/A	35kg 77lb	950kg 2090lb	4 x 2.3 x 0.56*m 158 x 91 x 22" 1.9m 75"	88 x 55 x 3 35 x 22 x 2

# INFLATABLE NON-POWERED RAFTS

	approx. AIR CAPACITY <b>INFLATION TIME</b> (Hand) (Powered or CA)	MAX WORKING PRESSURE FLOOR/DECK	MATERIALS: TUBES/SPONSONS FLOOR/DECK	INFLATE		LOADING			VALVES		ACC		VIZ		NOTES	WWW.	
				SELF-BAILING	CHAMBERS / THWARTS	MANUAL/POWERPUMP	GRAB/LIFT HANDLES	FLIP TAB / GRAB CORD	HD-TOW/ LT DUTY EYES	PRESSURE RELIEF VALVE	1-WAY / 2-WAY VALVE	CARRY BAG / PADDLES	REPAIR KIT/ WARRANTY	REFLECTIVE/ CUSTOM			OTHER COLOURS
0cm 20"	600 L 21.2cuft 8-12mins	0.24-0.28BAR 3.5-4.5 Psi * BAR * Psi	1055g PVC closed-cell foam floor	■ *	2	□	2	■	6	-	■	□	3	□	■	*No bolsters, seating is a PVC strip. *Floor is solid foam (not inflatable). *Via bailing sock which can be closed.	arkinfloatables.com
0cm 20"	1200 L 42.4cuft 12-15mins	0.24-0.28BAR 3.5-4.5 Psi 0.55 BAR 8 Psi	1450g PVC 8cm/3" drop- thread deck	■	2 4	□	12 8	■	8	-	■	□	3	□	■	60cm bow & stern kick. Additional rear PVC band seat.	arkinfloatables.com
0cm 20"	1648 L 58.2cuft 12-15mins	0.24-0.28BAR 3.5-4.5 Psi 0.17 BAR 2.5 Psi	1450g PVC I-beam deck	■	2 5	□	8 0	■	10 10	-	■	□	3	□	■	70cm bow & stern kick	arkinfloatables.com
	1900 L 67 cuft 4-10mins	N/A	32oz PVC 40oz Evaloy- drop-thread deck	■	0 ?	□	0 10	■	14 6	■	■	1	□	□		This raft being updated or discontinued. Removable inflatable floor	cpewaterresqproducts.com
	<b>1300 L</b> <b>46 cuft</b> <2->10mins	?	30oz vulcanized/ neoprene-coated fabric. Mil-C-17415 type 9A	■	* 3	□	6 0*	■	2 6	■	■	1	□	□	?	*+2x Foot stirrups **design load = 272kg 600lb. *No bolsters, fore and aft transverse sponsons act as thwarts.	dibboats.com
5.5cm 14"	<b>1700 L</b> <b>53 cuft</b> <3->12mins	?	30oz vulcanized/ neoprene-coated fabric. Mil-C-17415 type 9A	■	* 4	□	6 0*	■	2 6	■	■	1	□	□	?	*+4x Foot stirrups Inflatable transom will take 10HP outboard. *No bolsters, fore and aft transverse sponsons act as thwarts.	dibboats.com
51cm 24"	2400 L 85 cuft 10-15mins	0.16-0.2 BAR 2.8-3 Psi 0.6-0.7 BAR 9-10 Psi	1.2mm Hypertex, polyester, dual coated	■	2 5	□	6 0	■	6 4	■	■	6 3	1/ 3	□	■	*Rescue Agencies=\$2995	inmarboats.com
50cm 24"	1600 L 56.5 cuft <15mins	0.17 BAR 2.5 Psi 0.17 BAR 2.5 Psi	32/42oz PVC coated Polyester drop-thread deck	■	2 8	□	0 2	■	4 0	■	■	- -	5- 10	- -	■ ■ ■	10" bow kick. Removable drop-stitch floor. Foot thwarts. Rescue Celubra is power-capable so will be in the powered craft GUIDE	jpwinco.com
3cm 13"	1815 L 64cuft 3mins	0.2 BAR 3.25 Psi 0.4 BAR 6 Psi	Hypalon TPU 12cm/5" drop- thread deck	NO	- 3	□	7 0	■	0 3	■	■	2 -	2 -	□ ■	■	*Height is not tube diameter hence low volume Leafield Valves. Optional rear bolster and storage pockets	mfc-international.com
5cm 14"	2000 L 70.6cuft 3mins	0.2 BAR 3.25 Psi 0.4 BAR 6 Psi	Hypalon TPU 12cm/5" drop- thread deck	NO	- 3	□	4 0	■	0 3	■	■	2 -	2 -	□ ■	■	*Height is not tube diameter hence low volume Leafield Valves. Optional rear bolster and storage pockets	mfc-international.com



















Images NOT to Scale  
 □ □ □ = Option  
 ● = PARTIAL FEATURE and/or OK BUT NOT IDEAL  
**COST:** Approx, INC local tax/VAT  
 N/A = info Not Available/not given  
**INFLATION TIME:** Hand Pump/  
 Compressed Air  
**VALVES** PRV=Pressure Relief Valve

MODEL	COMPANY	ORIGIN	approx COST inc tax / VAT	WEIGHT	LOAD CAPACITY Kg/sq Metre lb/Sq Foot	DIMENSIONS L x W x H EXTERNAL INTERNAL/USABLE WIDTH	PACKED SIZE
 <b>MRR130</b>	<b>MUSTANG SURVIVAL (WING INFLATABLES)</b>		N/A	50kg 110lb	909kg 2000lb	3.96 x 1.96 x 0.53m 156 x 77 x 21" 0.89m 35"	96.5 x 111.25cm 38 x 45 x 4
 <b>2.4m Raft</b>	<b>NORTHERN DIVER</b>		£606 \$800 €700	25kg 55.1lb	400kg 882lb	2.4 x 1.3 x 0.35m 94.5 x 55 x 14" 0.6m 23"	92 x 67 x 23.6cm 36.2 x 26.4 x 9.3
 <b>CBS6</b>	<b>NORTHERN DIVER</b>		£1260 \$1600 €1550	62kg 136.7lb	700kg 1543lb	380 x 80/170 x 45cm 150x31.5/67 x 17.7" 00m 00"	120 x 60 x 47cm 47 x 24 x 18.5
 <b>CBS8</b>	<b>NORTHERN DIVER</b>		£1460 \$1850 €1750	70kg 154.3lb	900kg 1984lb	420x100/200x50cm x39.4/x 19.7" 00m 00"	135 x 68 x 53cm 53 x 27 x 20.9
 <b>R120</b>	<b>NRS</b>		£2550 \$3095 €3250	54.5kg 120lb	N/A	371 x 71/163 x 46cm 146 x 40/76 x 18" 00m 00"	114 x 66 x 45cm 45 x 26 x 17.7
 <b>R130</b>	<b>NRS</b>		£2800 \$3395 €3550	60.5kg 133lb	N/A	396 x 71/163 x 46cm 156 x 37/74 x 18" 00m 00"	125 x 66 x 49cm 49 x 26 x 18.5
 <b>R140</b>	<b>NRS</b>		£3500 \$3695 €3850	76kg 167lb	N/A	430x109/221x 56cm 169 x 43/87 x 22" 00m 00"	125 x 66 x 49cm 49 x 26 x 18.5
 <b>Slice XL Cataraft</b>	<b>NRS/STAR</b>		£1950 \$2195 €1766	30-36kg 66-79lb	900kg 1980lb	361 x 66/178x56cm 142 x 26/70x 22" 00m 00"	152 x 76 x 60cm 60 x 30 x 23.6
 <b>Rescue Cat</b>	<b>RAPID APPROACH RESCUE</b>		£2000 \$2150 €2100	34kg 75lb	900kg 1980lb	358 x 61/173 x 56cm 141 x 24/68 x 22" 00m 00"	115 x 81 x 45cm 45 x 32 x 17.7
 <b>12' Rescue Raft Self bailing version</b>	<b>ROCKY MOUNTAIN RAFTS</b>		£2600 \$3150 €2750	54.5kg 120lb	>800kg >1760lb	366 x 66/158 x 46cm 144 x 26/62 x 18" 00m 00"	117 x 76 x 46cm 46 x 30 x 18.0

# INFLATABLE NON-POWERED RAFTS

	approx. AIR CAPACITY <b>INFLATION TIME</b> (Hand) (Powered or CA)	MAX WORKING PRESSURE <b>FLOOR/DECK</b>	MATERIALS: TUBES/SPONSONS <b>FLOOR/DECK</b>	INFLATE		LOADING			VALVES		ACC		VIZ		NOTES	WWW.	
				SELF-BAILING	CHAMBERS / THWARTS	MANUAL/POWERPUMP	GRAB/LIFT HANDLES	FLIP TAB / GRAB CORD	HD-TOW / LT DUTY EYES	PRESSURE RELIEF VALVE	1-WAY / 2-WAY VALVE	CARRY BAG / PADDLES	REPAIR KIT / WARRANTY	REFLECTIVE / CUSTOM			OTHER COLOURS
4 x 9"	2350 L 83 cuft <2/>5mins	0.24 BAR 3.5Psi 0.31 BAR 4.5 Psi	33oz PU-coated Polyester. I-beam floor	■	2 5	- □	6 0	■	32 2* 16	■	■	□	1	-	■	Federal Aviation specification reflective panels 10" bow kick *2x3" Tow Eyes + 16x2" eyes. Flip cord/web housed in internal pouches	mustangsurvival.com
5cm x 9.8"	692 L 24.4 cuft <1 - 3.8mins*	0.35 BAR 5Psi 0.7 BAR 10 Psi	1.2mm PVC 8cm/3" drop-thread DWF/PVC Floor	NO	- 3	□ ■	0 6	■	0 0	■	-	2	2	□	■	*Power pump to Hand Inflation time calculated at 50 pump strokes/min. NB the 2.7 and 3.3 raft are power-capable so will be in the powered craft GUIDE	ndiver-rescue.com
10cm x 16"	1753 L 62cuft 1-10mins*	0.35 BAR 5Psi 0.7 BAR 10 Psi	1.2mm PVC 8cm/3" drop-thread DWF/PVC Floor	NO	0 5	□ ■	8 0	■	0 12	■	-	2	2	□	■	UK DEFRA/Flood Approved * Power pump to Hand Inflation time calculated at 50 pump strokes/minute. NB the 2.7 and 3.3 raft are power-capable so will be in the next GUIDE	ndiver-rescue.com
15cm x 18"	2397 L 85cuft 2- 13mins*	0.35 BAR 5Psi 0.7 BAR 10 Psi	1.2mm PVC 8cm/3" drop-thread DWF/PVC Floor	NO	0 5	□ ■	8 0	■	0 12	■	-	2	2	□	■	UK DEFRA/Flood Approved * Power pump to Hand Inflation time calculated at 50 pump strokes/minute. NB the 2.7 and 3.3 raft are power-capable so will be in the next GUIDE	ndiver-rescue.com
18cm x 15"	1600 L 56.5cuft 1- <5mins	0.28 BAR 4Psi 0.55- 0.7 BAR 8-10 Psi	2000D PVC 10cm/4" drop-thread deck	■	2 5	□ ■	6 6	-	0 16	■	■	□	3	□	■	Foot retention pouches on deck +3 toe-holds under each thwart. Armoured underside to sponsons & hull. Leaffield C7 & D7 valves. * Height does not include 29" kick of the angled bow	nrs.com
20cm x 14"	1800 L 63.6cuft 1- <6mins	0.28 BAR 4Psi 0.55- 0.7 BAR 8-10 Psi	2000D PVC 10cm/4" drop-thread deck	■	2 5	□ ■	8 6	-	0 18	■	■	□	3	□	■	Foot retention pouches on deck +3 toe-holds under each thwart. Armoured underside to sponsons & hull. Leaffield C7 & D7 valves. 30" bow kick	nrs.com
26cm x 16"	2700 L 95cuft >2/ >15mins	0.28 BAR 4Psi 0.55- 0.7 BAR 8-10 Psi	2000D PVC 10cm/4" drop-thread deck	■	3 5	□ ■	8 8	-	0 22	■	■	□	3	□	■	Foot retention pouches on deck +3 toe-holds under each thwart. Armoured underside to sponsons & hull. Leaffield C7 & D7 valves. * Height does not include 30" kick of the angled bow	nrs.com
28cm x 14"	2300 L 81cuft <2/ >10mins	0.2 BAR 3 Psi 0.55 BAR 8 Psi	44oz/1000D PVC 8cm/3" Drop-thread deck	■	1* 5	□ □	0 8	-	10 0	■	■	□	3/ 5	□	■	*1x detachable bolster + two integral, transverse bolsters/chambers. 2x Self-draining zipped compartments.+2 toe-holds under each thwart.Leaffield C7 & D7 valves. 30" Bow/stern kick	nrs.com
26cm x 16"	2250 L 79cuft <2/ >10mins	0.2 BAR 3 Psi 0.2 BAR 3 Psi	2000 Denier - 44 oz PVC 60oz Deck	■	* 4	□ □	0 6	-	4 10	■	■	□	5	□	■	*2 of the 4 chambers are integrated transverse 'thwarts'. Transom frame available. Leaffield D7 valves	rapidapproachrescue.com
24cm x 14"	1650 L 58cuft 1/ <5mins	0.17 BAR 2.5 Psi 0.14 BAR 2 Ps	44oz/3000 Denier Rockshield PVC. 66oz drop-stitch floor	□	3 5	□ ■	6 0	■	0 12	■	■	□	2/ 6	□	■	Also 13 and 14' models. Leaffield D7 valves. *Also non-'rescue' colours: green, grey, Blue, Torquoise, Beige, purple. Also Self-bailing with I-beam deck 27" Bow rise	rockymountainrafts.com

Images NOT to Scale  
 □□□ = Option  
 ● = PARTIAL FEATURE and/or OK BUT NOT IDEAL  
**COST:** Approx, INC local tax/VAT  
 N/A = info Not Available/not given  
**INFLATION TIME:** Hand Pump/ Compressed Air  
**VALVES** PRV=Pressure Relief Valve

	MODEL	COMPANY	ORIGIN	approx COST inc tax / VAT	WEIGHT	LOAD CAPACITY Kg/sq Metre lb/Sq Foot	DIMENSIONS L x W x H EXTERNAL INTERNAL/USABLE WIDTH	PACKED SIZE
	<b>6' Rescue Raft drop-Stitch Deck</b>	<b>ROCKY MOUNTAIN RAFTS</b>		£3300 \$3800 \$4550 €3550	88.6kg 195lb	>1350kg >3000lb	4.88 x 2.34 x 0.56m 192 x 92 x 22" 1.22m 48"	152 x 76 x 4 60 x 30 x 3
	<b>Phat Cat PC120</b>	<b>ROCKY MOUNTAIN RAFTS</b>		£1500 \$1650 €1750	23-29kg 51-63lb	>180kg >400lb	3.58 x 1.73 x 0.56m 141 x 68 x 22" 0.61m 24"	76 x 56 x 3 30 x 22 x 3
	<b>Ionic Urban Raft</b>	<b>SAFEQUIP</b>		£3600 \$5040 €4320	42kg 92.4lb	1000kg 2200lb	3.2 x 2.2 x 0.38m 126 x 87 x 15" 1.44m 57"	100 x 70 x 4 39 x 27.6 x 3
	<b>WWR3700 SIT38040</b>	<b>SIT Ltd</b>		N/A	37kg 81.4lb	300kg 660lb	3.7 x 1.75 x 0.45m 146 x 69 x 18" 0.85m 33.5"	80 x 80 x 5 31.5 x 31.5 x 3
	<b>WWR4300 SIT38006</b>	<b>SIT Ltd</b>		N/A	60kg 132lb	450kg 990lb	4.3 x 2 x 0.5m 169 x 79 x 19.5" 100m 39.4"	90 x 90 x 5 35.4 x 35.4 x 3
	<b>RTB1 SEB</b>	<b>SURVITEC/ DSB gmbH/ IC BRINDLE</b>		£3995 €4550	43kg 94.6lb	600kg 1320lb	3 x 1.2 x 0.4m 118 x 47 x 15.8" 0.4m 15.8"	105 x 50 x 3 41.3 x 19.7 x 3
	<b>IBS</b>	<b>WING INFLATABLES</b>		\$13000	49kg 108lb	612kg 1350lb	3.66 x 1.65 x 0.43m 144 x 65 x 17" 0.79m 31"	117 x 86 x 6 46 x 34 x 2
	<b>LifeRamp 6601-10/15</b>	<b>TULMAR SAFETY</b>		\$6073	12.7kg 28lb 19.1kg 42lb	?	3.14.6 x 00 x 00m 1015 x 00 x 00" 0.00m 00"	?
	<b>3.6m Raft</b>	<b>WRS INTERNATIONAL</b>	 	£3900 \$5000 €4366	55kg 122lb	700kg 1544lb	3.6 x 1.8 x 0.48m 142 x 71 x 18.9" 0.84m 33"	120 x 60 x 6 47.2 x 23.3 23.6"
	<b>4m Raft</b>	<b>WRS INTERNATIONAL</b>	 	£5210 \$6500 €5900	60kg 122lb	1000kg 2200lb	4 x 1.85 x 0.52m 157.5 x 73 x 20.5" 0.8m 31.5"	100 x 100 x 3 39 x 39 x 2

# INFLATABLE NON-POWERED RAFTS

	approx. AIR CAPACITY <b>INFLATION TIME</b> (Hand) (Powered or CA)	MAX WORKING PRESSURE <b>FLOOR/DECK</b>	MATERIALS: TUBES/SPONSONS <b>FLOOR/DECK</b>	INFLATE		LOADING			VALVES		ACC		VIZ		NOTES	WWW.
				SELF-BAILING	CHAMBERS /THWARTS	MANUAL/POWER/CA	GRAB/LIFT HANDLES	FLIP TAB / GRAB CORD	HD-TOW/ LT DUTY EYES	PRESSURE RELIEF VALVE	1-WAY / 2-WAY VALVE	CARRY BAG/ PADDLES	REPAIR KIT/ WARRANTY	REFLECTIVE/ CUSTOM		
41cm x 16"	3200 L 113cuft >15mins	0.17 BAR 2.5 Psi 0.14 BAR 2 Psi	44oz/3000-denier RockShield PVC. 66oz PVC I-Beam lace-in floor	■	2-4 5	□	8 0	-	2-4 12-14	■	□	3/5	□	■ ■ ■ □	Also 13 and 14' models. Leafield D7 valves. Also non-'rescue' colours: Green, Grey, Blue, Torquoise, Beige, Purple. <i>*Option as non-self bailing-drop-thread deck.</i> 31" bow rise	rockymountainrafts.com
6cm x 14"	2300 L 81cuft >10mins	0.17 BAR 2.5 Psi 0.14 BAR 2 Psi	44oz/2000-denier RockShield PVC. 66oz PVC floor	■	0* 4	□	0 0	-	12 8	■	□	3/6	□	■ ■ ■ □	<i>*two integral, transverse bolsters/chambers.</i> Leafield D7 valves. Also non-'rescue' colours: Green, Grey, Blue, Torquoise, Beige, Purple. Splash net & foot cups	rockymountainrafts.com
15cm x 18"	1550 L 54.7cuft <2/>10mins	0.2BAR 3 Psi 0.4BAR 6 Psi	'Orca' Hypalon. 6" drop-thread deck	NO	1 5	□	8 2	■	2 8*	■	■	5	□	■ ■ ■ ■	Leafield valves. 6" Deck. <i>* D-Ring under deck can provide flip tab</i>	safequip.co.uk
0cm x 19.7"	1740 L 61.4cuft <1/<8m	0.2BAR 3 Psi 0.4BAR 6 Psi	Neoprene-coated Hypalon. 6" drop-thread deck	■	2 5	□	7 4	-	4 5	■	■	2 2	□	■ ■ ■ ■	Leafield valves	sitltd.co.uk
0cm x 19.7"	2480 L 87.6cuft >2/>10mins	0.2BAR 3 Psi 0.4BAR 6 Psi	Neoprene-coated Hypalon. 6" drop-thread deck	■	3 5-6	□	8 2	■	0 14	■	■	2 2	□	■ ■ ■ ■	Larger WWR5000 also available. Leafield valves.	sitltd.co.uk
38cm x 14"	1000 L 35.3cuft <1/<4mins	0.2BAR 3 Psi 0.4BAR 6 Psi	Hypalon/Neoprene coated polyester. 6" drop-thread deck	NO	0* 4	□	0 0	■	4 8	■	■	2 4	□	■ ■	<i>* 2x Wooden seats</i> SEB=quick inflation version with CA cylinder	icbrindle.com
51cm x 24"	1415 L 50cuft 3-10mins	0.31 BAR 4.5Psi 0.31 BAR 4.5 Psi	40oz Polyurethane. drop-thread deck	NO	2 6	□	0 *	■	0 0	■	■	5	□	■ ■ ■ ■	<i>*Perimeter cord acts as lift/grab handles</i>	inflatable-solutions.com
	? <1/<6mins	?	?	NO	0 2	□	0 0	■	18 4	■	■	?	-	■ ■ ■ ■	For longer lengths 30,50&80ft see Paths/Walkways Guide	tulmar.com
50cm x 6 x	1900 L 67cuft <2/>8min	0.3 BAR 3.6 Psi 0.1 BAR 1.5 Psi	PVC/PU. 15cm I-Beam deck*	■	2 5	-	6 0	□	0 12	■	■	3	□	■ ■ ■ ■	Leafield C7 7 A6 valves. <i>*Available as non-self bailing with drop-thread deck.</i>	wrsinternational.com
60cm x 3.6"	2200 L 78cuft <2/>10min	0.3 BAR 3.6 Psi 0.1 BAR 1.5 Psi	PVC/PU. 15cm I-Beam deck	■	3 5	-	6 4	□	0 5	■	■	3	□	■ ■ ■ ■	Leafield C7 7 A6 valves. 6 x Foot retaining cups/loops.	wrsinternational.com

# INFLATABLE & SOLID 'SHORT' RESCUE BOARDS

'Short' as distinct from the numerous long boards and basically modified surf boogie or body boards. These short boards are often called 'sleds' in North America because they are huge compared to a standard sport body board. Most derive from the surf community but in rescue terms it is probably the Carlson Board from the 80's that steered the entire water rescue and swiftwater community towards use of short boards for water entry rescue (as distinct from towing). High-speed towing is now where you see most short boards - on the back of a PWC/RWCs both as a rescue measure in surf, flood and swiftwater and for general transport of a surfer to or from the hairy wave face on a surf beach. Be aware though that just because a board/sled has forward-mounted D-rings, doesn't mean it can be towed by an RWC - these exert a degree of force through acceleration that surfers long ago realised needed to be mitigated by additional elastic connections or strengthened fixings. Of course you could bypass the RWC altogether and power the board itself which is what the ASAP 156 jet-board on the right does. With an average 50minute run-time this is an exciting, if rather more expensive option! The 156 does have a forward towing option but more for recovery than deployment. Swiftwater rescue boards either have no tow eyes because they're intended for swimmers or the eyes are more for control lines and hauling, neither of which involves fast acceleration. True surf-oriented boards are also more able to cope with large waves that can bend or snap boards not designed for that environment. Some, like the Peruvian Suntech boards are reinforced - in their case with a longitudinal aluminium I-beam.

Another offshoot has been ice rescue which has spawned a few quite odd designs like the *Angel-Guard* but in principle the main players like *Ice Rescue Systems RTS* and *MARSARS sled* above, are modified boards, longer than most RWC boards but not quite a lifeguard's long board. They are however, considerably more complex than simply a flotation aid. Both are

rectangular with numerous integrated slings and the *MARSARS sled* has a 4:1 hauling mechanism built into the centre of the board that helps haul an in-water victim on board the sled via a set of forearm straps- there are even two rollers in the end to facilitate easier victim movement onto the sled.



We see a definite difference between boards with a US surf background like *Extractor*, *P2P* and *Lifesled* (better known in surf circles as *Wahoo International*) and those from a European water rescue background like *WRSMFC*, *WRS* and *NDiver*. These latter boards and indeed most inflatable short boards are better suited to 'flat' or flood water (and ice or mud) than they are to rough water like surf or swiftwater. They can however be deflated and stored in a considerably smaller space than a solid board although deployment times are also considerably longer. In general, the inflatable boards are the domain of multi-discipline rescue agencies not necessarily using them on every call or with simply no more space on the truck for any more kit. We have dealt with the specifics of inflatable craft in the previous guides to watercraft so no need to discuss that further here - the same rules apply, the materials are the same, the valves are the same only the sheer size and volume and therefore the time to inflate (a couple of minutes even with a hand pump) are different. Beach rescue and standby rescue teams are more likely to go for a solid board

and for some boards storage as a flat- one piece can sometimes be easier to fit on or around a rescue vehicle than a plump bag of deflated board.

Something that all 'short' boards have in common is a plethora of handles and all go to great lengths to ensure that they are strongly fixed to the deck. In the case of inflatables it is exactly the same as all inflatable watercraft with glued or preferably



welded seams having a considerable track record. Solid boards (which aren't necessarily solid as we'll see shortly) can be a bit trickier because the plastic or foam 'shell' that they have to be fixed into can have inherent localised weakness. So most overcome this by spreading the load either by broadening the rivet bed as you can see on the *MARSARS* or by running the handles as a continuous length into and out of the body of the board as you see with the *Lifesleds*. *Extractor* mould the threaded receiver into the HDPE shell and claim a 7000lb/3181kg test pull which is quite impressive and likely one of the strongest options. P2P have neoprene covered solid rubber handles while NRS has low-profile flat straps. Some have a 'last-chance' handle right at the back and some even have a last chance sling/cord hanging off the back. Apart from the special purpose boards all of the towable boards have a curved 'stern' both in terms of smoothing off the roughly 4"/100mm side profile and the crescent shape which accommodates the shape of a 'casualty' who is hanging on for grim death more comfortably and safely than a square back edge. In the case of the title picture opposite from *Lifesled* the rescuer is using the board as an in-water access tool and is knelt on it while assisting the casualty that has just been hot-loaded after having his hand grabbed by the RWC driver. He will then be swung back to the waiting rescuer who ensures he has a firm handhold for the journey back to shore. For inland swiftwater and floods the use of the not-so-short, short board was pioneered for rescue by Robert Carlson after using a regular surf boogie board for sport riverboarding or river sledging as its sometimes called since the early 70s. The Carlson Board took the standard boogie design, added a slick, hardened plastic base and deep crescent curve to the rear as well as four handles, none of which had been seen on rescue boards before. These days the board's curved body channel has evolved into two 'limb' channels that retain the forearms better



when grasping the handles. The boards still have their original vivid green base as well as a curved profile nose to tail.

The NRS board opposite shows a textured, padded surface common to most boards that offers a tactile surface to help grip the body, *ExtractorX Sled* for instance has a 3/8" thick dimpled PVC layer while some like *Extractor* and *Carlson* have scallops in the top surface to better hug the body arms. In fast moving water and particularly on the back of a fast moving RWC any slight turn can make it hard to hang on and virtually impossible on a slick



## NRS RESCUE

SWIFTWATER RESCUE EQUIPMENT

- Dry suits • Wetsuits • Footwear • Gloves • Helmets
- Life Jackets • Rescue hardware and more...

nrsrescue.com | rescue@nrs.com

The WRS Rapid D inflatable board



top-surface. This sideways skid at higher speeds is mitigated in some models like *Extractor's River X* and *JetRescue's Newk* by use of strakes or channels in the underside that keep the board in line - much as you see on RIBs.

We mentioned earlier that the non-inflatable sleds are not necessarily 'solid', some like the *Extractor* range are expanded foam but have differing densities and are hollow. Some are solid 'polystyrene' but it may surprise some to learn that regular polystyrenes (EPS more-so than EPP ) will absorb some water - perhaps up to 7% of total board volume. Talking of volumes, the relative board sizes is not immediately apparent in our tables

as the images are NOT to scale but the difference between a river board/body board compared to one intended to be towed by an RWC can be huge. The *Extractor River X Extreme* above middle is 4'8" long and approximately 130L in volume while the *WRS* on the left is 6'4" long and around 180L and the *NDiver* on the right is 6'8" long and 280L. Make sure you read the dimensions and volumes to get an accurate idea of size.

## KEY to TABLES.....

Any use, feature, accessory or component that is **inherent** in the product is shown as a **solid coloured square** ■■■■

If it's an **OPTION** it is shown as an **outline square** □□□□

A circle ● in the 'USE' columns indicates that this feature is only partially present and/or is OK for that purpose but not ideal.

**ORIGIN:** The 'manufacturer's country, not necessarily the country of manufacture, If we know it's made in a different country there will be a smaller inset flag. 🇵🇪 = Peru 🇬🇷 = Greece

**COST:** a rough guide only - **includes** local taxes/VAT. Varies with exchange rates, extra taxes etc. We usually round up to the nearest Pound£/US Dollar\$/Euro€. We now give a **currency conversion** figure in orange £\$€ which is simply to give an idea of price, it is not the selling price which will have import duties and bulk shipping etc. to add.

**LOAD BUOYANCY VOLUME:** These are all linked but all manufacturers show it differently. **LOAD** capacity in terms of the weight of person that the board is designed to carry or more importantly that the connecting D-Rings can cope with. **BUOYANCY** of the board, like a PFD or lifejacket is directly related to the weight it can carry whereas **VOLUME** is more an indication of the sheer size of the board usually correlating with load capacity - - the greater the volume the greater the load capacity. As with inflatable platforms, you can work on roughly 100kg per square metre or 67.2 pounds per square foot.

**DIMENSIONS:** Length by width by depth/thickness.

**MATERIALS:** (and type of construction) for the board itself,

for the top surface and for the bottom which is often the same as the entire board if it is rotomoulded or a solid foam.

EPS=Expanded Polystyrene. EPP=Expanded Polypropylene  
**HANDLES TETHER POINTS:** Tether points are the attachment D-Rings or in some cases simple thru-board holes that can be used for towing, hauling, securing and directional control but NOT NECESSARILY high speed towing by an RWC - see the next category for clarification.

**RWC TOWING:** whether or not the board can be towed at high speed by an RWC/PWC or similar high speed watercraft.

**NOSEGUARD VALVE PLUG: NOSEGUARD** or Bump protection - this can be a separate plastic or rubber nose, sometimes detachable as with the P2P Rescue Sled or it may be protection offered by a continuation up the side of a hull protection as with the WRS board. VALVE for inflatable boards - usually a combined inflate/deflate valve, some have an additional PRV or Pressure Release Valve in case of over-inflation. **PLUG** is present on some hollow boards as a drainage measure but can also be used to add ballast or extra floatation (expanded foam) .

**SURF/SWIFTFLAT WATERICE:** Surf and swiftwater are not necessarily the same as you can get fast moving water with virtually no wave-forms. Here we mean operating in sea waves/surf and fast moving water *with* waves where point loading on the crest or in the dip of a wave can snap or fold if not designed for the purpose. Flat water is flood, lakes and mud where the load is evenly distributed but this can also be 'calmer' swiftwater. **ICE** Any board/sled can be used if you're careful but true ice design requires a longer board, tougher materials (not usually inflatable) and provision for dragging, ice awls, etc.



# Oceanid™

WATER RESCUE CRAFT

Proudly made in the USA and New Zealand  
Backed up with a **12-year warranty**, four times the industry average.

## Pick Your Rescue Package

Everything you need for your next call out.



### On the scene and in action, *fast!*

Whether it's ice, water, snow or mud, successful rescues depend on the coordination and skill of first responders, as well as the availability of the right equipment to handle each situation. See the RDC in action, [visit our video gallery](#).

### Easy-to-order parts and accessories

Our online form makes it easy to customize your order. Select from our six Rescue Packages, or update your current equipment with replacement parts and accessories. We'll review the details of your order and email you an invoice at the time we ship your product(s).

### Exceptional quality and endurance

The RDC is built to withstand the stresses incurred in demanding, water-related rescue situations. Our products are proudly made in the USA and New Zealand and come with a **12-year warranty**, four times the coverage that is typical in the industry.

SEE OUR NEW WEBSITE

**Images NOT to Scale**  
**COSTS:** £\$€ in burnt orange are currency conversions only- excludes shipping, import duty and tax  
**USES/ FEATURES:**  
 ● = PARTIAL FEATURE and/or OK BUT NOT IDEAL  
 □□□ = Option  
**INFLATION TIME:** 300L= 1-2mins with manual/electric pump  
**VALVES** PRV=Pressure Relief Valve



<b>MANUFACTURER</b>	<b>ASAP</b>	<b>AQUACENTER</b>	<b>CARLSON</b>	<b>EXTRACTOR SLED</b>	<b>EXTRACTOR SLED</b>
<b>MODEL VARIANT</b>	Rescue 156	Jet Ski Rescue	Carlson River Rescue -	Mega	Pro
<b>ORIGIN</b>					
<b>COST</b>	£7421 \$9040 €8600	€565 \$700 €650	£405 \$500 €470	£1940 \$2400 €2250	£1724 \$2100 €1990
<b>WEIGHT</b>	30kg 66lb	13.6kg 30lb	5.7kg 12lb 9oz	31.8kg 70lb	27kg* 55lb*
<b>INFLATABLE SOLID HOLLOW</b>	■	■	■	■	■
<b>LOAD BUOYANCY VOLUME</b>	60kg 132lb 230L		75kg 165lb 120L	270kg 600lb 310L	180kg 397lb 160L
<b>DIMENSIONS</b> height x width x Depth	145 x 60 x 28cm 4'9" x 2' x 11"		142 x 61 x 10cm 4'8" x 2' x 4"	206 x 104 x 14cm 6'9" x 3'6" x 5.5"	160-170 x95x10cm 5'3"-5'7"x3'1.5"x<4"
<b>MATERIALS: CORE</b>	HD EPP	Drop-Stitch PVC	Closed cell polyethylene foam	HDPE & 10-13mm LDPE inner	HDPE & 10-13mm LDPE inner
<b>EXTERIOR - Top</b>	?	UV-safe Mil-Rubber	-	3/8" PVC deck pad	3/8" PVC deck pad
<b>EXTERIOR - Bottom</b>	?	hard plastic 'sheet'	hard plastic 'sheet'	hard plastic 'sheet'	HDPE
<b>HANDLES TETHER POINTS</b>	11+2* 3 (rear)	14 3	4 -	10 3	8or10 3
<b>RWC TOWABLE</b>	NO	■	NO	■	■
<b>NOSE-GUARD VALVES PLUG</b>	- - -	- 1 -	- - -	■ - 1	□ - 1
<b>SURF/SWIFT FLAT-WATER ICE</b>	■ ■	■ ■	■ ■	■ ■	■ ■
<b>OTHER COLOURS</b>				■ ■ ■	■ ■ ■ ■ ■
<b>NOTES</b>	A water-Jet-propelled board 16kmh/. Price includes battery charger. * 2 'pilot' handles	Includes handpump and repair kit		Range of RWC connection option packages	*Wt includes all option extras. Tail buoyancy reduced for easier loading and incline ride when towed. Optional Nose bumper
<b>WEBSITE</b>	asapwatercrafts.com	aquacenter.gr	carlsonriverboard.com	extractorsled.com	extractorsled.com

# 'SHORT' RESCUE BOARDS/SLEDS

					
					
<b>EXTRACTOR SLED</b>	<b>EXTRACTOR SLED</b>	<b>EXTRACTOR SLED</b>	<b>HSA</b>	<b>ICE RESCUE SYSTEMS</b>	<b>JETRESCUE</b>
<b>River X Rescue</b>	<b>RWCiD Pro</b>	<b>RWCiD Mega</b>	<b>Standard/Tow</b>	<b>RTS RaipdTransit-Sled (Ice)-</b>	<b>Newks SLSA</b>
					
£905 \$1100 €1045	-	-	£1940 \$2400 €2250 \$2600	£2300 \$2800 €2660	£789 \$978 €915
8.2kg 18lb	11kg 24lb	16kg 35lb		12.7kg 28lb	12kg 26.4lb
■	■	■		■	■
54.5kg 120lb 130L	approx 200L	>260L	114kg 250lb 200L 160kg 350lb 300L	310L	approx 120L
142 x 61 x 15cm 4'8" x 2' x 6"	185 x 107 x 10cm 6'1" x 3'6" x 4"	229 x 109 x 10cm 7'6" x 3'7" x 4"	173x211x96 107x13cm 5'8"6'11x3'26"x5"	158 x 127 x 15.4cm 5'2" x 4'2" x 6"	150 x 90 x 9cm 4'11" x 3' x 3.5"
Rotomoulded PE 3/8" Textured PVC PE	Coated Drop-Stitch PVC Chemical welding Grooved PVC pad PE	Coated Drop-Stitch PVC Chemical welding Grooved PVC pad PE		HD Polyethylene Foam deck pad HD Polyethylene	Heat Laminated PE Soft Deck Pad Hard skin
6 7*	8 3	11-12 5	1113 3	6 4	10 3
NO	■	■	□	NO	■
□ - 1	■ HalkeyRoberts+PRV -	■ HalkeyRoberts+PRV -		- - -	■ - -
■ ■	■ ■	■ ■	■ ■	■ ■ ■	■ ■ ■
Elbow recesses in deck. Base-Pic shows optional HDPE ice rails	<b>DISCONTINUED</b> inc pump with pressure gauge &, bag. Optional Reflective strips	<b>DISCONTINUED</b> There was also a 16ft long 'TEAM' model to carry up to 10 people	PWC Mount kit NOT included. Also a larger 'Fish'-board with 180/400lb buoyancy.	Ice Awl pouches.	
extractorsled.com	extractorsled.com	extractorsled.com	highsurfrescue.com	icerescuesystems.com	jetrescue.com

**Images NOT to Scale**  
**COSTS:** £\$€ in burnt orange are currency conversions only- excludes shipping, import duty and tax  
**USES/ FEATURES:**  
 ● = PARTIAL FEATURE and/or OK BUT NOT IDEAL  
 □□□ = Option  
**INFLATION TIME:** 300L= 1-2mins with manual/electric pump  
**VALVES** PRV=Pressure Relief Valve



MANUFACTURER	LIFESLED WAHOO INTERNATIONAL	LIFESLED WAHOO INTERNATIONAL	LIFESLED WAHOO INTERNATIONAL	MARSARS	MFC INTERNATIONAL
MODEL VARIANT	LS1	LS2	LS Inflatable	Ice Rescue Sled	Jet-Ski Board WR0213/001
ORIGIN					
COST	£1700 \$2100 €1970	£2100 \$2600 €2440	£805 \$995 €935	?	£2100 \$2700 €2500
WEIGHT	15.5kg 34lb	19kg 42lb	13.6kg 30lb	?	9kg 20lb
INFLATABLE SOLID HOLLOW	■	■	■	■	■
LOAD BUOYANCY VOLUME	approx 170L	approx 200 L	approx 160 L	240lb 350 L	150kg/330lb 300L
DIMENSIONS height x width x Depth	160 x 95 x 12cm 5'3" x 3'1" x 4"	188 x 104.1 x 10cm 6'2" x 3'5" x 4"	107 x 96 x 15.25cm 5'6" x 3'2" x 6"	195 x 104.1 x 18cm 6'5" x 2'3" x 7"	160 x 95 x 12.5cm 5'3" x 3'1" x 5"
MATERIALS: CORE	Composite	Composite	V-Drop-Stitch	HD Polyethylene	Glued Hypalon
EXTERIOR - Top	-	-	UV-safe Mil-Rubber	HD Polyethylene	or Welded TPU
EXTERIOR - Bottom	-	-	-	HD Polyethylene	-
HANDLES TETHER POINTS	10 3	12 3	12 3	8 3	10 3
RWC TOWABLE	■	■	■	NO	■
NOSE-GUARD VALVES PLUG	■ --	■ --	■ 1 -	---	- 1x Leaffield -
SURF/SWIFTFLAT-WATER ICE	■ ■	■ ■	- ■	■ ■	■ ■
OTHER COLOURS			-		■
NOTES			Includes pump, transport bag & repair kit	integrated 4:1 haul system & rollers within the board to pull victims on-board. Ice Awl pouches.	Inflation Pressure=0.866 Includes Repair kit & Car Bag
WEBSITE	lifesled.com	lifesled.com	lifesled.com	marsars.com	mfc-international.com

# 'SHORT' RESCUE BOARDS/SLEDS

						
						
<b>MODEL</b>	<b>N DIVER</b>	<b>NRS</b>	<b>P2P RESCUE</b>	<b>P2P RESCUE</b>	<b>P2P RESCUE</b>	<b>P2P RESCUE</b>
	Rescue Life Board V2	Rescue Board	Rescue Sled	Inflatable Sled	Lg Inflatable Sled	Responder
						
<b>PRICE</b>	£627 \$777 €728	£400 \$495 €465	£1780 \$2200 €2065	£767 \$950 €890	£805 \$995 €935	£2660 \$3295 €3090
<b>WEIGHT</b>	14kg 30.9lb	18.2kg 11lb	14.5kg 32lb	9kg 20lb	10.5kg 23lb	18.2kg 40lb
<b>CAPACITY</b>	200kg 441lb 280L	135L	100L	approx 160L	approx 200L	135 L
<b>SIZE</b>	185 x 105 x 15cm 6'1" x 3'5" x 5.9"	145x 63.5 x 10cm 4'9" x 2'1" x 4"	167.6 x 91.5 x 10cm 5'6" x 3' x 4"	167.6 x 91.4 x 10cm 5'6" x 3'3" x 4"	182.9 x 106.7 x 10cm 6' x 3'6" x 4"	213.3 x 86.3 x 10cm 7' x 34" x 4"
<b>MATERIALS</b>	PVC Drop Stitch or Hypalon Non-slip EVA PVC/EVA	PVC Drop Stitch - -	EPP High Density Plastic Multi-layer skin	- Neoprene Multi-layer skin	- Neoprene Multi-layer skin	EPS/Fibreglass - -
<b>SEATING</b>	12 7	6 2	9 3	12 5	14 3	11 3
<b>FEATURES</b>	■	■	■	■	■	■
<b>ACCESSORIES</b>	- 1x Leaffield -	- Leaffield 1x D7 1x PRV -	■ - -	- 1 -	- 1 -	■ - -
<b>DETAILS</b>	■ ■	■ ■	■ ■ ■ ■	■ ■ ■ ■ ■ ■	■ ■ ■ ■	■ ■
<b>INCLUSIONS</b>	Inc Hand-pump, bag & repair kit.	Includes pump and repair kit	Replaceable Nose Cone	Includes pump, transport bag & repair kit	Includes pump, transport bag & repair kit	Plastic protection nose-skid
<b>WEBSITE</b>	ndiver.com	nrs.com	p2prescue.com	p2prescue.com	p2prescue.com	p2prescue.com

Images NOT to Scale  
**COSTS:** £\$€ in burnt orange are currency conversions only- excludes shipping, import duty and tax  
**USES/ FEATURES:**  
 ● = PARTIAL FEATURE and/or OK BUT NOT IDEAL  
 □□□ = Option  
**INFLATION TIME:** 300L= 1-2mins with manual/electric pump  
**VALVES** PRV=Pressure Relief Valve



<b>MANUFACTURER</b>	PPC FOILING	SEA EAGLE	SUNTECH	SUNTECH	SUNTECH
<b>MODEL VARIANT</b>		Rescue	5859" Rescue Sled	62" Rescue Sled	66" Rescue Sled
<b>ORIGIN</b>					
<b>COST</b>	£1010 \$1290 €1220	£245 \$300 €285	£735 \$909 €853	£760 \$939 €881	£810 \$999 €940
<b>WEIGHT</b>	0kg 0lb	7kg 15lb	9kg 20lb	10.8kg 23.8lb	13kg 28.6lb
<b>INFLATABLE SOLID HOLLOW</b>	■	■	■	■	■
<b>LOAD BUOYANCY VOLUME</b>	approx 200L	105kg 231lb 105 L	93/124L	131L	139L
<b>DIMENSIONS</b> height x width x Depth	184 x 106 x 11cm 6'1" x 3'3" x 4.4"	152 x 74 x 13cm 5' x 2'5" x 5"	148 x 89 x 11cm 4'10/11" x 2'11" x 4.4"	158 x 92 x 11cm 5'1" x 3' x 4.4"	168 x 92 x 11cm 5'6" x 3' x 4.4"
<b>MATERIALS: CORE</b> <b>EXTERIOR - Top</b> <b>EXTERIOR - Bottom</b>	Moulded Foam EVA traction top triple layer PVC	Glued 1000Denier Non-Slip EVA pad Multi-layer skin	EPS & Alu stringers non-slip. Anti- Delamination Vinyl 0.6-0.9mm vinyl	EPS & Alu stringers non-slip. Anti- Delamination Vinyl 0.6-0.9mm vinyl	EPS & Alu stringers non-slip. Anti- Delamination Vinyl 0.6-0.9mm vinyl
<b>HANDLES TETHER POINTS</b>	8 3	4(+6cord) 11	14 3	14 3	14 3
<b>RWC TOWABLE</b>	■	■	■	■	■
<b>NOSE-GUARD VALVES PLUG</b>	■ 1 -	- 1-	■ - 1	■ - 1	■ - 1
<b>SURF/SWIFT FLAT-WATER ICE</b>	■ ■	■	■ ■	■ ■	■ ■
<b>OTHER COLOURS</b>					
<b>NOTES</b>	Foam core is moulded not CNC cut.	<b>DISCONTINUED</b> Pack size 6x14x32" 15x36x81cm Inflate <30seconds HiVis Reflective strips. Inc Pump, Bag & Repair kit	Alu stringer is an H-profile aluminium bar running thru centre line	Alu stringer is an H-profile aluminium bar running thru centre line	Alu stringer is an H-profile aluminium bar running thru centre line
<b>WEBSITE</b>	ppcfoiling.com	rescue.seaeagle.com	suntechboard.com	suntechboard.com	suntechboard.com

# 'SHORT' RESCUE BOARDS/SLEDS

					
					
<b>SUNTECH</b>	<b>TIKI FACTORY</b>	<b>TIKI FACTORY</b>	<b>TIKI FACTORY</b>	<b>TIKI FACTORY</b>	<b>WRS</b>
72" Rescue Sled	Rescue Rocket	Rescue Swammer	Rescue Sled	Rescue Plan 205*	Rapid D
					
£840 \$1039 €975	£80 \$100 €92	£140 \$171 €160	£560 \$700 €650	£1076 \$1335 €1250	£860 \$1120 €985
0kg 0lb	2kg 4.4lb	3kg 6.6lb	8kg 17.6lb	7.5kg 15.5lb	13.5kg 30lb
■	■	■	■	■	■
162L	38L	70L	160L	150L	180L
181 x 99 x 11cm 6'1" x 3'3" x 4.4"	98 x 43 x 10cm 3'2" x 1'5" x 4"	110 x 70 x 10cm 3'8" x 2'4" x 4"	168 x 99 x 10cm 5'6" x 3'3" x 4"	205 x 70 x 10cm 5'6" x 2'4" x 4"	160 x 95 x 12cm 6.3 x 3.7 x 4.7"
EPS & Alu stringers non-slip. Anti-Delamination Vinyl 0.6-0.9mm vinyl	Drop-Stitch PVC Tactile EVA pad PVC	Drop-Stitch PVC Tactile EVA pad PVC	Drop-Stitch PVC Tactile EVA pad Extra PVC half layer	Drop-Stitch PVC Tactile EVA pad Extra PVC half layer	Drop-Stitch PVC Non-Slip EVA pad Polymer clad
14 3	4 0	2 10	12 3	6 0	10 3
■	NO	NO	■	NO	■
■ - 1	- 1 -	- 1 -	- 1 -	- 1 -	■ 2x Leaffield -
■ ■	■ ■	■ ■	■ ■	■ ■	■
Alu stringer is an H-profile aluminium bar running thru centre line	Alternative to the lifeguard can or torpedo. Inflation in <1min pack size 40x27x10cm	Inflation in 1min Optional, detachable stabilising fins (for hull) pack size 70x15x15cm	Inflation in 3mins or <1min with CO cylinder pack size 70x50x20cm	*also a 215cm version with inflatable side walls see WATER RESCUE BUYERS GUIDE Inflation in 3mins or <30sec with CO cylinder pack size 70x27x18cm	Pack size 100x55x15cm
suntechboard.com	rescue.tiki-factory.com	rescue.tiki-factory.com	rescue.tiki-factory.com	rescue.tiki-factory.com	wrsinternational.com

# Powered, Inflatable IRBs/ RESCUE BOATS <16ft/4.9m



Inflatable Rescue Boats or IRBs can be fully deflated and rolled up for compact storage/transport so this guide does not include any rigid-hull versions and also does not include inflatable craft that need to be retro-fitted with a transom or frame in order to use a motor. Many white water rafts and catarafts including the WING IBS, Oceanids WRC and RDC, RAR's Rescue Cat etc. can all accommodate an outboard engine with modification of the basic craft making them extremely versatile craft. This GUIDE is concerned only with straight-out-of-the bag inflatable rescue boats with a transom on which to mount an outboard as exemplified by the original Zodiac and Avon ERBs (Avon now owned by Zodiac).

Such craft pre-date the specialist open-ended inflatable craft we looked at in our first 'boats' GUIDE but have developed alongside the white-water style rafts. These IRBs are the kind of boats long-favoured by beach rescue and lifeguard teams, in Australia affectionately called rubber duckies, by inshore rescue teams and coastguards operating in near-coastal and inland waters and by fire-rescue departments operating on inland waterways and in floods. They are typically a U or V shape with two side sponsons terminated by a cone or dome cap and then joined across the stern by a transom which keeps the water out and provides a solid mount for an outboard engine. They are the smaller sized rescue boats, less than 4.5 metres/13-15 feet able to manoeuvre in small spaces and with a shallow draft that can drive easily onto a beach or shoreline and operate in shallow water (remembering to lift the outboard where necessary). The smaller boats are easier and faster to deploy or from a package or roll and can fit more easily into a rescue truck compartment or even the back of 4WD or pick-up.

Our cut-off for the length of craft is largely dictated by the manufacturers but whether a 4.2 is considered a good size for a rescue boat but a 4.7m is too long is arbitrary but we had to set a limit somewhere.

**Matt Carlin** of Australia's **Surf Life-Saving Tasmania** gives some background to the types of usage and specific differences between Rescue Boats and swiftwater rafts:

Rescue services worldwide have adapted techniques from various disciplines, continually modifying and improving methods to enhance outcomes for both rescuers and victims. Flood and swiftwater rescue techniques integrate marine, cliff, fire, and whitewater rafting and kayaking industry practices. Over the last 50 years, advancements in rescue techniques, equipment, personal protective equipment, and training have significantly reduced fatalities for both victims and rescuers. This chapter highlights the evolution of these techniques and equipment, primarily derived from the commercial whitewater rafting industry and surf rescue services, and how continuous learning and adaptation from different industries are crucial to providing the best outcomes in flood and swiftwater environments.

## HISTORICAL PERSPECTIVE

Humans have been rescuing victims from floodwaters for hundreds of years, initially using simple tools and methods such as throwing something to hold onto and trying to pull the victim to safe ground. Techniques have evolved, equipment has been designed to suit specific purposes, and some form of training has been conducted within organisations or communities. Fast forward to the twentieth century, with urbanisation, vehicles, infrastructure, increased and concentrated populations, altering of natural watercourses, and intensified rainfall, all resulting in water behaving very differently and impacting larger areas and populations. With greater impact on our communities, governments have attempted to solve this problem by identifying organisations to take responsibility, funding them to provide rescue services, and educating the public on how to avoid the dangers.

Formalised rescue services bring together a broad range of

## POWERED INFLATABLE RESCUE BOATS

www.rescuemagazines.com

people to train and develop techniques that improve the safety of rescuers and increase the success of rescuing victims. However, “you don’t know what you don’t know.” Looking outside your lived experiences, organisation, industry, or country will help you learn and improve on what you do. Surf Life Saving Tasmania (Australia)


In 2016, Tasmania experienced some of the worst flooding in living memory. Whole communities and towns were flooded and cut off. Emergency services requested the assistance of Surf Life Saving Tasmania (SLST) in using surf rescue inflatable rescue boats (IRBs) to access flood victims and assist with welfare checks, evacuations, and rescue of people impacted by floodwaters. Volunteers from many surf clubs mobilised and assisted using and adapting boats and equipment throughout the rescue efforts over a couple of weeks. Upon reflection, SLST undertook a review of the rescue efforts, examining what worked, what didn’t work, and what should be done next time. The first step was to look at other organisations in other states of Australia, followed by reaching out to the international life-saving community. Surf Life Saving Great Britain (SLSGB) had been involved in flood and swiftwater rescue for more than ten years, learning from international organisations and incorporating those lessons into their operations. This informed SLST on risk management, operational procedures, rescue equipment, rescue techniques, structures of rescue training, rescue teams, and effective personal protective equipment (PPE) for rescuers (2). SLST continues to work closely with SLSGB, adopting similar learnings into their operational framework and now sharing this knowledge with other states in Australia through the Centre of Excellence: Flood and Swiftwater Rescue and Surf Life Saving Australia.

### PHASES OF FLOODING

Flooding occurs through four phases:


1. Preparation: Monitoring weather forecasts, utilising prediction models, and ensuring rescue workers and volunteers are prepared to respond if the rainfall event is extreme enough to result in flooding.
2. Flash Flooding: Heavy rainfall in a localised area resulting in increased speeds and volume of water in natural waterways and channels that cannot handle the volume of water (stormwater channels, roads, canals). This phase is sudden and can put lives at risk in a very short period.
3. Broadwater Flooding: The overtopping of river channels, dams, lakes, and the expansion of water into open territory, inundating towns, farmland, roads, and transport networks. This phase can last for an extended period, usually trapping people, cutting off towns and cities, and disrupting services such as power, water, sewage, and communications.
4. Recovery: The receding of floodwaters, clean-up, rehousing of affected people, reinstating services, and supporting affected communities with transport, accommodation, food, water, clothing, and other basic needs.

Flood and swiftwater rescue operates in all four phases but primarily in Phases 2 and 3. During Phase 2: Flash Flooding, rescuers help people who may be trapped by rapidly rising water. People often underestimate the forces of water when



+1 (208) 322 3600

oceanid.com



Oceanid™

WATER RESCUE CRAFT



attempting to cross a swollen waterway, resulting in trouble and an inability to get out of the water. Phase 3: Broadwater Flooding inundates communities for weeks, cutting people off from basic needs. Large numbers of volunteers (surge capacity) are needed to support those communities, conducting welfare checks, supplying food and water, or evacuating people to alternative accommodation. This usually involves the use of boats to access people as roads become impassable.

## ADAPTATION AND TRAINING

Surf Life Saving has become involved in flood rescue through extensive experience in the use of IRBs. The organisation can mobilise hundreds of IRBs, drivers, and crew to assist in broadwater flooding disasters. Standard surf rescue IRBs are currently suitable for broadwater flooding environments, and with targeted training and suitable PPE, volunteers are well equipped to handle the demands of broadwater flood response.

The use of IRBs in swiftwater is an emerging area of flood rescue. Organisations worldwide use modified IRBs in swiftwater to rescue victims in various situations. Surf Life Saving Tasmania has been training with SLSGB for over six years, developing skills, training courses and materials, rescue equipment, risk management, and operational procedures around IRBs in swiftwater. More recently, SLST has been working with several organisations in Australia that use IRBs in swiftwater rescues. One of the challenges of adapting to a new rescue environment is ensuring the equipment is fit for the task. Current IRB manufacturers in Australia produce craft similar to those used in surf rescue or the military. Manufacturers often only make modifications based on feedback from users. If rescue organisations do not look beyond their organisation, state, or country, they may miss advancements in techniques, equipment, and training that could inform necessary modifications to IRBs.

SLST recently examined the commercial whitewater rafting industry and IRB manufacturers in Great Britain and the United States. A guideline in the commercial whitewater rafting industry is that there should be no ropes, lines, or equipment on a raft that could entrap a person's limbs. Perimeter lines are tight, bow and stern lines are coiled and secured to the boat with small loops, and equipment tied onto a raft has no loose straps, loops, or holes (1). Unfortunately, these lessons were learned through client and guide deaths during the 1970s and 1980s when the industry was emerging.

Standard surf rescue IRBs have loose perimeter lines, loosely coiled tow ropes inside the boat, a rescue tube strapped inside the boat with potential loops that could entrap a person, a fuel line running from the bow to the stern with only three attachment points (leaving loops on the boat floor), the motor secured to the transom with a wire safety cable (3) (which cannot be cut and released if the motor comes off the transom), and paddles that are not rated for swiftwater. While these guidelines suit the surf zone, they are unsuitable for swiftwater. Swiftwater is continuous and forceful, pushing people and boats into objects that can entrap them and quickly

carry them into more danger. The nature of the water and potential hazards should dictate the design modifications to rescue equipment.

Several IRB manufacturers worldwide have addressed some of these safety issues, such as tight perimeter ropes, stern-mounted fuel cells (no long, loose fuel lines), and rated rescue rings positioned around the outside for rope-tethered rescue systems. However, rescue organisations must ensure that other equipment on these IRBs meets minimum standards, is tested in different situations, and is included in training courses to ensure rescuers know how and why something is attached a particular way and how to access it quickly. Rescue organisations need to continually ask the "what if" questions:

- What if the boat overturns?
- What if the motor is disabled?
- What if the IRB is pushed against a bridge pylon/car/rock and overturned?

The next series of questions revolves around what equipment on board can assist the crew to respond effectively (rollover rope easily accessible, strong paddles, no limb entrapment points, knives on life jackets to cut rope, motor that can be cut away if wedged in a strainer). Training of rescuers must include drills using these techniques to ensure quick responses in emergencies.

## CONCLUSION

Rescue agencies worldwide are being asked by governments to respond to new rescue challenges. When an agency decides to tackle a new challenge or a different form of rescue (fire to water), it faces many new challenges and costs. Sometimes, budget constraints can lead to shortcuts in equipment, training, and professional development of rescuers. However, you are not the first—there is another organisation that has done this, made mistakes, learned, evolved, and continues to modify and train to ensure the safety of rescuers and victims. Reach out to similar organisations nationally and internationally. Research how other countries set up their operating standards, rescue team typing, PPE standards for operating in contaminated floodwaters (International Life Saving Federation standards), and training programs. Consult with people and organisations with experience in similar fields. The broader you search, the more people you consult, and the more you involve in the research stage, the greater the diversity of ideas generated.

## REFERENCES

1. Worksafe New Zealand. White Water Rafting: Guidance for Commercial Rafting Operators. Published June 2020. ISBN: 978-1-98-856768-6. Worksafe NZ
2. International Life Saving Federation. Lifesaving Position Statement – LPS 23: Flood Disaster Rescuer Responder Personal Protection Equipment (PPE). 2023.
3. International Life Saving Federation. Equipment Specification Inflatable Rescue Boat (IRB). 2015.

Abbreviations:

- SLST: Surf Life Saving Tasmania
- SLSGB: Surf Life Saving Great Britain
- PPE: Personal Protective Equipment
- IRB: Inflatable Rescue Boat
- ILS: International Life Saving Federation

## POWERED INFLATABLE RESCUE BOATS

### SPEED/PERFORMANCE TUBES

are additional lines of narrow tubing that run along the bottom of the side-sponsons and effectively carve a line through the water and limit the resistance of the wider sponsons:

### IN THE FOLLOWING TABLES:

Use common data notes from the GUIDE to RAFTS on page \_\_. These are the IRB-unique definitions.....

In the previous inflatable guides we referenced the inflation methods as hand pump, electric pump or CABA for compressed air. In IRBs this latter may be described as HPP for High Pressure Air and may be a different model to the same craft inflated by hand or electric pump Zodiac for example offer the ERB models as either a fully rigid craft, a roll-up which inflates with hand or electric pump or HPP which is permanently inflated or inflated on-scene with high pressure compressed air.



**WRS<sup>®</sup>**  
INTERNATIONAL

High Volume Bow and Rocker - With a raised bow height the X-Sled is able to handle tethers in swift water whilst reducing the risk of the bow diving when loaded. The increased volume maintains stability when occupied by a casualty or rescuer.

**WRS<sup>®</sup>**  
INTERNATIONAL

Water Rescue X-Sled  
The original and best since 2014, designed in the UK.




[www.wrsinternational.com](http://www.wrsinternational.com)

Images NOT to Scale  
 □□□ = Option  
 ●● = Partial Feature/ OK but not ideal  
**COST:** £\$€ Approx, inc local tax/VAT  
 £\$€=currency conversion only  
 N/A = info Not Available/not given  
**INFLATION TIME:** Hand Pump/CABA  
**VALVES** PRV=Pressure Relief Valve

	MODEL	COMPANY	ORIGIN	COST <u>inc tax /</u> <u>VAT</u>	WEIGHT	LOAD CAPACITY Kg/Sq Metre lb/Sq Foot	DIMENSIONS L x int/ext Wx H/D <b>PACKED</b>	CA IN
		CPI Rescue Products		£ \$ €	50kg 44lb	950kg lb	0 x 0/0 x 0cm 119 x 47/91 x 22" 0 x 0 x 0cm 0 x 0 x 0"	
	430-SR-HD 430-SR-HYP	INMAR		£ \$3896 € \$7996	kg 195lb	3kg 0lb	0 x 0/0 x 0cm 150 x 37/77 x 20" 0 x 0 x 0cm 55 x 33 x 24"	
	380-SR-HD 380-SR-HYP	INMAR		£ \$3696 € \$6996	kg 185lb	kg 1750lb	0 x 0/0 x 0cm 150 x 37/77 x 20" 0 x 0 x 0cm 52 x 34 x 20"	
		JPW inc		£ \$4444 €	32.7kg 72lb	400kg 882lb	0 x 0/0 x 0cm 120x65 x 19.5" 0 x 0 x 0cm 0 x 0 x 0"	
		MFC INTERNATIONAL		£ \$ €	26kg 57.2lb	820kg lb	350x134/190x56cm 137 x52.7/75 x 22" 88 x 50 x 33cm 35 x 19.7 x 13"	1
	RC4000	MFC INTERNATIONAL		£ \$ €	53kg 00lb	800kg lb	400x0/200 x84cm 0 x 0/0 x 0" 140 x 50 x 35cm 0 x 0 x 0"	3
	DS400	NORTHERN DIVER		£1330 \$ €	25kg 55.1lb	400kg 882lb	240 x 60/130 x 35cm 94.5 x23.6/55 x 14" 92 x 67 x 25cm 36.2 x 26.4 x 9.8"	1
	DS420	NORTHERN DIVER		£1480	62kg 136.7lb	700kg 1543lb	380 x 80/170 x 45cm 0 x 0/0 x 0" 120 x 60 x 40cm 0 x 0 x 0"	1 4
	DS520	NORTHERN DIVER		£1530	62kg 136.7lb	700kg 1543lb	380 x 80/170 x 45cm 0 x 0/0 x 0" 120 x 60 x 40cm 0 x 0 x 0"	1 4

# POWERED INFLATABLE RESCUE BOATS

AIR CAPACITY INFLATION TIME	MAX WORKING PRESSURE MAX ENGINE HP	INFLATION OPTIONS & TIMES HAND ELECTRIC HP/CABA	MATERIALS TRANSOM	INFLATION					LOADING		EXTRAS			VIZ		NOTES	WWW.	
				INFLATION	REGULATOR / HOSE	MANUAL/POWER PUMP	SAFETY PRV / DUMP	INFLATABLE / HARD DECK	HANDLES	FLIP TAB / GRAB CORD	TOW/HD/IT DUTY EYES	POUCHES / BOW BAG	CARRY BAG / PADDLES	REPAIR KIT / WARRANTY	REFLECTIVE / CUSTOM			COLOUR OPTIONS
? L cuft ? mins	? BAR ? Psi		32oz PVC 40oz Evaloy- drop-thread deck	0 -	<input type="checkbox"/>	<input type="checkbox"/>	<input checked="" type="checkbox"/>	- 10	14 - 6			<input checked="" type="checkbox"/>	1 <input type="checkbox"/>	<input type="checkbox"/>	<input checked="" type="checkbox"/>		<a href="http://cpewaterresqproducts.com">cpewaterresqproducts.com</a>	
? L cuft ? mins	? BAR ? Psi		1.2mm Mehler, Orca Hypalon Welded seams Fiberglass	0 5	<input type="checkbox"/>	<input type="checkbox"/>	<input checked="" type="checkbox"/>	<input checked="" type="checkbox"/>	11 4	<input type="checkbox"/>	<input checked="" type="checkbox"/>	<input type="checkbox"/>	<input type="checkbox"/>	1* <input type="checkbox"/>	<input type="checkbox"/>	<input checked="" type="checkbox"/>	Shown with fold-up Aluminium Floor/deck	<a href="http://inmarboats.com">inmarboats.com</a>
? L cuft ? mins	? BAR ? Psi		1.2mm Mehler, Orca Hypalon Welded seams Fiberglass	0 5	4 5	<input type="checkbox"/>	<input checked="" type="checkbox"/>	- -	6 11 4	<input checked="" type="checkbox"/>	<input type="checkbox"/>	<input type="checkbox"/>	1* <input type="checkbox"/>	<input type="checkbox"/>	<input checked="" type="checkbox"/>	Shown with inflatable floor/deck	<a href="http://inmarboats.com">inmarboats.com</a>	
? L cuft ? mins	? BAR ? Psi		32/42oz PVC coated Polyester drop-thread deck	? ?	? ?	<input type="checkbox"/>	<input checked="" type="checkbox"/>	- 2	4 - -			- -	10 <input checked="" type="checkbox"/>	- -	<input checked="" type="checkbox"/> <input type="checkbox"/> <input type="checkbox"/>		<a href="http://jpwinc.com">jpwinc.com</a>	
1815 L cuft 3 mins	0.2 & 0.4 BAR 3.25 & 6 Psi		Hypalon TPU drop-thread deck	? ?	? ?	<input type="checkbox"/>	<input checked="" type="checkbox"/>	- -	7 - 3			2 <input checked="" type="checkbox"/>	2 <input checked="" type="checkbox"/>	<input type="checkbox"/>	<input checked="" type="checkbox"/> <input type="checkbox"/>		<a href="http://mfc-international.com">mfc-international.com</a>	
3000 L 0cuft 0 mins	0.2 & 0.4 BAR 3.25 & 6 Psi		Hypalon TPU drop-thread deck	? ?	? ?	<input type="checkbox"/>	<input checked="" type="checkbox"/>	- -	4 - 3			2 <input checked="" type="checkbox"/>	2 <input checked="" type="checkbox"/>	<input type="checkbox"/>	<input checked="" type="checkbox"/> <input type="checkbox"/>		<a href="http://mfc-international.com">mfc-international.com</a>	
? L ?cuft - 3mins*	0.35 & 0.7 BAR 5 & 10 Psi		1.2mmPVC 8cm drop-stitch DWF/PVC Floor	? ?	? ?	<input type="checkbox"/>	<input checked="" type="checkbox"/>	- 6	- - -			2 <input checked="" type="checkbox"/>	2 <input checked="" type="checkbox"/>	<input type="checkbox"/>	<input checked="" type="checkbox"/> <input type="checkbox"/> <input type="checkbox"/> <input type="checkbox"/>	add £20 for Alu Deck	<a href="http://ndiver-rescue.com">ndiver-rescue.com</a>	
? L ?cuft 1-3 & 4mins*	0.35 BAR 5 Psi		1.2mm PVC 8cm drop-stitch DWF/PVC Floor	? ?	? ?	<input type="checkbox"/>	<input checked="" type="checkbox"/>	- -	8 - 12			<input checked="" type="checkbox"/> <input checked="" type="checkbox"/>	2 <input checked="" type="checkbox"/>	<input type="checkbox"/>	<input checked="" type="checkbox"/>		<a href="http://ndiver-rescue.com">ndiver-rescue.com</a>	
? L ?cuft 1-3 & 4mins*	0.35 BAR 5 Psi		1.2mm PVC 8cm drop-stitch DWF/PVC Floor	? ?	? ?	<input type="checkbox"/>	<input checked="" type="checkbox"/>	- -	8 - 12			<input checked="" type="checkbox"/> <input checked="" type="checkbox"/>	2 <input checked="" type="checkbox"/>	<input type="checkbox"/>	<input checked="" type="checkbox"/>		<a href="http://ndiver-rescue.com">ndiver-rescue.com</a>	

<p>Images NOT to Scale                      □□□= Option                      ●● = Partial Feature/ OK but not ideal                      COST: £\$€ Approx, inc local tax/VAT                      £\$€=currency conversion only                      N/A = info Not Available/not given                      INFLATION TIME: Hand Pump/CABA                      VALVES PRV=Pressure Relief Valve</p>	MODEL	COMPANY	ORIGIN	COST inc tax / VAT	DRY WEIGHT	LOAD PERSON CAPACITY Kg/Sq M lb/Sq Ft	DIMENSIONS L x int/ext Wx H/D PACKED	CA INP
	DS400	NORTHERN DIVER		£1850	62kg 136.7lb	700kg 1543lb	380 x 80/170 x 45cm 0 x 0/0 x 0" 120 x 60 x 40cm 0 x 0 x 0"	1 4
	DS420	NORTHERN DIVER		£1960	62kg 136.7lb	700kg 1543lb	380 x 80/170 x 45cm 0 x 0/0 x 0" 120 x 60 x 40cm 0 x 0 x 0"	1 4
	DS460	NORTHERN DIVER		£1260	62kg 136.7lb	700kg 1543lb	380 x 80/170 x 45cm 0 x 0/0 x 0" 120 x 60 x 40cm 0 x 0 x 0"	1 4

# REALISTIC WATER RESCUE TRAINING OPENED SPRING 2023



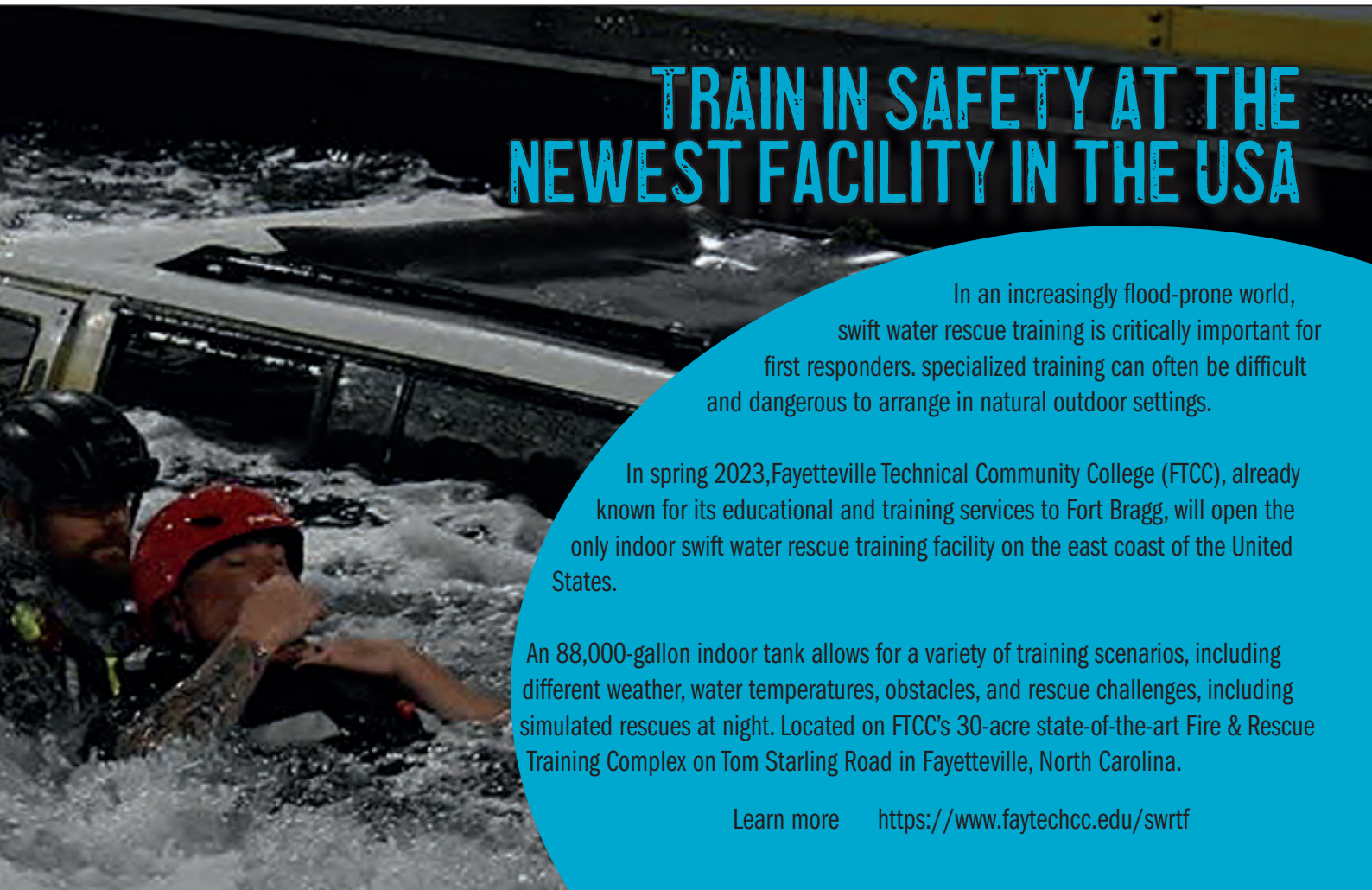
**FAYETTEVILLE  
TECHNICAL COMMUNITY COLLEGE**

Fayetteville Technical Community College  
 2201 Hull Rd,  
 Fayetteville, NC 28303  
 Tel +1 (910) 678-8400  
 www.faytechcc.edu



# POWERED INFLATABLE RESCUE BOATS

AIR CAPACITY INFLATION TIME	MAX WORKING PRESSURE MAX ENGINE HP	INFLATION OPTIONS & TIMES HAND ELECTRIC HP/CABA	HULL FORM MATERIALS TRANSOM	INFLATION					LOADING			EXTRAS			VIZ		NOTES	WWW.
				INFLATION	REGULATOR / HOSE	MANUAL/POWERPUMP	SAFETY PRV / DUMP	INFLATABLE/ HARD DECK	HANDLES	FLIP TAB / GRAB CORD	TOW/HD/IT DUTY EYES	POUCHES / BOW BAG	CARRY BAG/ PADDLES	REPAIR KIT/ WARRANTY	REFLECTIVE/ CUSTOM	COLOUR OPTIONS		
? L ? cuft 1- 3 & 4mins*	0.35 BAR 5 Psi	■ ■ ■	1.2mm PVC 8cm drop-stitch DWF/PVC Floor	? ?	? ?	□ ■	■ ■	8 -	- -	- 12	■ ■	2 ■	□ □	■ ■	add £15 for Alu Deck	ndiver-rescue.com		
? L ? cuft 1- 3 & 4mins*	0.35 BAR 5 Psi	■ ■ ■	1.2mm PVC 8cm drop-stitch DWF/PVC Floor	? ?	? ?	□ ■	■ -	8 -	- -	- 12	■ ■	2 ■	□ □	■ ■		ndiver-rescue.com		
? L ? cuft 1- 3 & 4mins*	0.35 BAR 5 Psi	■ ■ ■	1.2mm PVC 8cm drop-stitch DWF/PVC Floor	0 5	■ □	□ ■	■ -	8 -	- -	- 12	■ ■	2 ■	□ □	■ ■		ndiver-rescue.com		
		HAND																



## TRAIN IN SAFETY AT THE NEWEST FACILITY IN THE USA

In an increasingly flood-prone world, swift water rescue training is critically important for first responders. Specialized training can often be difficult and dangerous to arrange in natural outdoor settings.

In spring 2023, Fayetteville Technical Community College (FTCC), already known for its educational and training services to Fort Bragg, will open the only indoor swift water rescue training facility on the east coast of the United States.

An 88,000-gallon indoor tank allows for a variety of training scenarios, including different weather, water temperatures, obstacles, and rescue challenges, including simulated rescues at night. Located on FTCC's 30-acre state-of-the-art Fire & Rescue Training Complex on Tom Starling Road in Fayetteville, North Carolina.

Learn more <https://www.faytechcc.edu/swrtf>

<p>Images NOT to Scale</p> <p>☐☐☐= Option</p> <p>●● = Partial Feature/ OK but not ideal</p> <p><b>COST:</b> £\$€ Approx, <u>inc</u> local tax/VAT</p> <p>£\$€=currency conversion only</p> <p>N/A = info Not Available/not given</p> <p><b>INFLATION TIME:</b> Hand Pump/CABA</p> <p><b>VALVES</b> PRV=Pressure Relief Valve</p>	MODEL	COMPANY	ORIGIN	COST <u>inc tax /</u> <u>VAT</u>	DRY WEIGHT	LOAD PERSON CAPACITY Kg/Sq M lb/Sq Ft	DIMENSIONS L x int/ext Wx H/D <b>PACKED</b>	CA INF
		<b>SAFEQUIP</b>		£3600 \$5040 €4320	42kg 92.4lb	1000kg 2200lb	320 x144/220 x 38cm 126 x 57/87 x 15" 100 x 70 x45cm 39 x 27.6 x 18"	
	<b>ResQCraft3800</b> SIT38040	<b>SIT Ltd</b>		£ \$ €6074	23.8kg 52.4lb	650kg 1430lb	300 x 70/120x35cm 118 x27.6/47 x 14" 90 x 30 x 30cm 35.4 x 12 x 12"	
	<b>ResQCraft4000</b> SIT38006	<b>SIT Ltd</b>		£ \$ €	42kg 92.4lb	1000kg 2200lb	320 x 120/220 x 38cm 126 x 47/87 x 15" 80 x 60 x40cm 31.5 x 23.6 x 15.75"	
		<b>SURVITEC/ DSB gmbH IC BRINDLE</b>		£3994	00kg 00lb		00 x 00/000 x 00cm 00 x00/x00" 00 x 00 x 00cm 00 x 00 x00"	
	<b>P4.2 RESCUE</b>	<b>WING INFLATABLES</b>		\$	77.3kg 170lb	952kg 00lb	420x81/173x45.7cm x/x" 63.5 x 74 x 122cm xx"	
	<b>ZMSR 380 (Surf Rescue)</b>	<b>ZODIAC</b>		£ \$ €	81kg 00lb	6 617kg 00lb	381 x 00/168 x 00cm 00 x00/x00" 120 x 60 x 40cm 00 x 00 x00"	
	<b>ERB310 Roll-Up HPP Rigid</b>	<b>ZODIAC MILPRO</b>		£ \$ €	74kg 00lb	7 700kg 00lb	393x?/?/168x45.7cm x/x" 140 x 30 x 72cm xx"	
	<b>ERB380 Roll-Up HPP Rigid</b>	<b>ZODIAC</b>			00kg 00lb		00 x 00/000 x 00cm 00 x00/x00" 00 x 00 x 00cm 00 x 00 x00"	
	<b>ERB400 Roll-Up HPP Rigid</b>	<b>ZODIAC</b>			00kg 00lb		00 x 00/000 x 00cm 00 x00/x00" 00 x 00 x 00cm 00 x 00 x00"	

# POWERED INFLATABLE RESCUE BOATS

AIR CAPACITY INFLATION TIME	MAX WORKING PRESSURE MAX ENGINE HP	INFLATION OPTIONS & TIMES HAND ELECTRIC HP/CABA	HULL FORM MATERIALS TRANSOM	INFLATION					LOADING			ACC			VIZ		NOTES	WWW.
				CHAMBERS / SEATS	REGULATOR / HOSE	MANUAL/POWERPUMP	SAFETY PRV / DUMP	INFLATABLE/ HARD DECK	HANDLES	FLIP TAB / GRAB CORD	TOW/HD/LIGHT EYES	POUCHES / BOW BAG	CARRY BAG/ PADDLES	REPAIR KIT/ WARRANTY	REFLECTIVE/ CUSTOM	COLOUR OPTIONS		
1550 L 4.7cuft <2mins	0.2 & 0.4BAR 3 & 6 psi 0HP	■ ■ ■	'Orca' Hypalon 6" drop-thread deck	5	□ □	□ □	- ■		8 2	■ ■	2 -	■ -	■ ■	5	□ ■	■ ■ ■ ■	Leaffield valves. 6" Deck. * D-Ring under deck can provide flip tab	safequip.co.uk
860 L 0.4cuft <1min	0.2 & 0.4BAR 3 & 6 psi 0HP	■ ■ ■	'Orca' Hypalon Neoprene-coated 6" drop-thread deck	3	□ □	□ □	- ■		7 4	■ ■	4 -	■ -	■ ■	2	□ ■	■ ■ ■ ■	Leaffield valves	sitltd.co.uk
1550 L 4.7cuft >2mins	0.2 & 0.4BAR 3 & 6 psi 0HP	■ ■ ■	'Orca' Hypalon 6" drop-thread deck	5	□ □	□ □	- ■		8 2	■ ■	2 -	■ -	■ ■	2	□ ■	■ ■ ■ ■	Leaffield valves. * D-Ring under deck can provide flip tab. Inboard stowage loops	sitltd.co.uk
0 L 00cuft >0>min	00BAR 00psi 30HP	■ ■ ■															markus.bolay@survitecgroup.com	icbrindle.com
0 L 00cuft >0>min	00BAR 00psi 30HP	■ ■ ■	Polyurethane. drop-thread deck. Composite	3	□ ■	□ ■	- ■		4 -	■ -	- -	■ -	■ ■	-	□ ■	■ ■ ■ ■	also available with composite hard deck	inflatablesolutions.com
0 L 00cuft >0>min	00BAR 00psi 30HP	■ ■ ■	V Polyurethane. drop-thread deck. Composite															
0 L 00cuft >0>min	00BAR 00psi 30HP	■ ■ ■																
0 L 00cuft >0>min	00BAR 00psi 30HP	■ ■ ■																
0 L 00cuft >0>min	00BAR 00psi 30HP	■ ■ ■																

**UPDATED** Apr '26

**4-13mm FLOATING**

# **WATER RESCUE ROPES**

This guide is for **FLOATING ROPES ONLY**. There are a good many canyoning & caving ropes in the separate Guide in our **ROPE RESCUE EQUIPMENT BUYERSGUIDE** that do not float but may be useful to water rescuers as they are designed to have low water absorption, be robust and of course are much stronger and can be used for descent/ascent. Floating ropes in smaller diameters are rarely stronger than 1000kg/2200lbs unless they contain HMPE/*Spectra/Dyneema* etc because they don't need to be - the water is supporting the weight of the load. If we put aside canyoning ropes and utility uses such as raft grab lines and mooring rope, operational **WATER RESCUE ROPES** fall into two broad categories -

1) **THROWLINES:** ropes in diameters from 6 to 10mm (but can be as small as 4mm and as large as 11mm). These are carried in floating throwbags which are thrown to a person in need or indeed, from a rescuer in need. The idea being to create a means to either tow a person to safety or to create a fixed (light) ferry line that can be used to transport equipment, rescuer or strandeer to and/or from a precarious in-water location such as a vehicle in-water or a mid stream rock. These will be floating, high visibility ropes, sometimes with reflective threads which shine brightly when a light is shone in its general direction. Throwlines are not necessarily short lengths in small bags, the title picture shows a bagged 200m length - this can be used for long ferry-lines or long pulley systems etc.

2) **RIGGING and TETHER LINES.** These are larger diameter ropes which are usually also floating but shore-based rigging require greater strength will often use regular (sinking) Nylon/polyester rescue ropes. Where the rigging is set up over and in-water dedicated water rescue ropes are used because they are designed NOT to absorb water and to float so that they won't be lost or snag during set-up and retain strength and handling in



the water. Some are strong enough to be used for abseiling/ rappelling and cross over into canyoning/ caving like *Beal's Water Pro* but we're generally talking more about a larger floating rope that can be used over and in water for hauling/highlines etc. and for stronger/larger tethers to water craft and rescue swimmers and for heavier-duty ferry lines.

## **CONSTRUCTION**

Unlike regular rescue and access ropes, water rescue uses floating materials

and so replaces the usual polyester and nylon threads with polypropylene and HMPE which is High Modulus Polyethylene commonly seen as *Dyneema* and similar much higher strength fibres. Polypropylene is the very material we warn against in rope rescue because it has a very low melting point and doesn't stand up to high speed and heavily loaded descents. Many don't stand up to UV well either becoming brittle and weak after log exposure though some are UV-stabilised to improve this. It does, however, float and maintain strength when wet which both nylon and polyester fail to do as well. There are occasions when regular rescue ropes might be used in water rescue. This can be very high-load applications like stabilising an in-water vehicle, tethering a much larger water craft or when you need the rope or portions of the rope to sink in order to negotiate an obstacle such as fallen trees or surface contaminants like oil and possibly even burning oil! If you need it to float as well as take high loads there are very few options and *Beal's Pro Water* is a CE -type A rope. The other thing to note is that some ropes are purposely more 'knobbly' - ie. a bumpy rather than smooth outer surface - this is to improve grip when hauling especially since it's always going to be wet. Look for a lower weave/strand/carrier count or an indication in the notes that this is an intended design feature.



### BEAL'S PROWATER UNICORE

This is unique in our range of water rescue ropes in being the only floating rope that is also a fully certified two-person rescue rope. It has now been around for several years so has a proven track record but is still not as widely used as we would have expected. Our man of many talents and huge kit knowledge Paul Witheridge (of UK Mountain & Cave Rescue) was intimately familiar with the development of *Beal's Pro Water* and has this to say about it.....

I think this is a massively underrated rope within the water rescue community possibly because not all water rescuers are involved in vertical rescue but there's no doubt that, within any water rescue scenario, full vertical loading could become a necessity. Not necessarily over huge distances, even a 6m/20ft dock wall would be beyond the capabilities of most regular water rescue ropes designed for horizontal loading. So many of the 'water' ropes are small diameter, low strength, low melting point and too often they get put into systems where the forces (and the attached rope devices operational working diameters and performance compatibility) are not fully considered.

PRO WATER is absolutely not a throwline. It is way too heavy and bulky for those single person snatch and grab tasks. Where it scores is everywhere else in water rescue.

Michel Beal worked hard on producing a EN 1891:1998 Type A kernmantle rope suitable for use in many of the typical progress capture devices found in rescue and rope access that could also float and help prevent user drag downs if entangled, prop wrap ups and underwater snags. It was not easy because the EN standard is pretty particular on what you can and cannot do materials and construction wise, and what strengths you need to achieve. Add in that it needs to handle well, be pretty robust, and deal with split second applied rescue load



forces through device cam squeezes and you begin to recognise the challenge.

Beal solved it with a clever 'inner core' of closed cell neoprene sufficient to give buoyancy, but small and flexible enough to squash to almost nothing when pinched by a device's cam. Glue the sheath to the core using the Beal UNICORE method and each element stays in place in regular use.

With this rope, a simple rescue that suddenly becomes complex and involves technical ropework for access and egress such as multi-point anchors, reeves, guided lines, or raft positioning can be accomplished with the same rope; and all those calculations you did when doing the same operations in urban or wilderness environments will hold true. No wondering how much you should de-rate your system when using skinny polyprop rope or if it will actually work in that bit of hardware.

## WATER RESCUE ROPES

# WRS<sup>®</sup>

INTERNATIONAL

High Volume Bow and Rocker - With a raised bow height the X-Sled is able to handle tethers in swift water whilst reducing the risk of the bow diving when loaded. The increased volume maintains stability when occupied by a casualty or rescuer.



# WRS<sup>®</sup>

INTERNATIONAL

### Water Rescue X-Sled

The original and best since 2014, designed in the UK.

[www.wrsinternational.com](http://www.wrsinternational.com)

## IN THE FOLLOWING TABLES.....

All of the ropes in this guide will float so the first column indicating with a black square, that the rope floats is somewhat superfluous. We have put it there to highlight the fact that most of these are intended only to be loaded by a floating person or craft.

**ROPE DIAMETER:** We really do need to talk about ditching inches as a measurement for rope diameters because they are so imprecise and complex that even US rescuers and companies usually refer to them in millimeters (mm) as a more precise measurement. Does anybody really get rope diameters in inches unless it's 1/2", 3/4", 1", 1 1/4" and maybe 1 1/2"? A 10mm rope for instance is 25/64" and 8mm is 5/16", why would you?

**COST:** Not all ropes are sold by the metre, many are intended to be replacement lengths for an associated throw bag so we've used a ratio of the shortest length sold and rounded up by 10%. This is the most expensive way to price rope so these may not be exact but they give you a rough idea. Prices are per metre with **per foot** also shown for US \$Dollars. All prices **EXCLUDE Splices/Sewn eyes** unless otherwise stated. We usually round the prices up but if it seems a little precise it will be a manufacturers stated retail cost. We also now show a straight currency conversion in **burnt-orange £\$€** - this is NOT an accurate cost because it precludes import duty and bulk shipping but it again gives you a rough idea for comparison.

**WEIGHT** - This is the WEIGHT or MASS per metre and per 100feet. We have made conversions based on a linear mass density conversion rounded to one decimal place (we occasionally sneak in two if it's .25 for a quarter).

**MATERIALS** Unlike life-safety/rescue ropes, polypropylene is the most common material in water rescue ropes simply because it is light, cheap and most importantly -because it floats. Most water rescue ropes are designed for lateral loading (pulling) through or across water NOT lifting or winching vertically out of the water. This is why Polypropylene can be used instead of (or in addition to) the usual nylon and polyester which would otherwise sink in water.

**POLYPROPYLENE** has a low melting point so cannot be use in camming hardware like descenders and ascenders where the contact pressure creates a lot of heat - it would simply melt and/or separate into two lengths of rope. Counter-intuitively for rope used almost exclusively outdoors including in salt water, Polypropylene doesn't resist UV well either, the fibres quickly become brittle and slough off if exposed to too much sunlight. Luckily, they spend most of their working lives housed inside a bag like the *Force 6* throwbag on the right.

Where throwlines 'progress' to vertical life safety ropes they incorporate one or more of the familiar, stronger and more resilient rope rescue fibres:

**NYLON** is referred to in Europe as *polyamide* because Nylon is Dupont's trade name and differentiated by some as such or as Nylon 66 or *Perlon*. Nylon has good strength to weight




ratio and shock absorption, doesn't melt at too low a temperature (around 460° F or 238° C), can operate in wet and ice (albeit at reduced capacity) and is pretty robust when it comes to being dragged over rough edges. Nylon absorbs more water than Polyester but is stronger when wet and provides more elasticity so it's often used for the core material.

**POLYESTER** can withstand abuse from Nylon's nemesis acid which doesn't tend to be a consideration for wilderness rescuers or arborists but it's also a bit tougher than nylon, has a slightly higher melting point (around 480° F or 249° C) and retains more strength when wet.

There are some other specialist materials used in rope manufacture - principal amongst these is Aramid, Kevlar, *Technora* and *Dyneema*. These are much stronger and more abrasion resistant fibres than polypropylene and make the difference between a floating throwline for dragging a person or craft to safety and a rope that can be used with specialist hardware including cams and even fully fledged high angle abseiling/ascending/hauling. As we've mentioned in our other rope Guides you can't tell a polyester from a nylon from a polypropylene just by looking so some manufacturers like *PMI* use special marking to denote material - in *PMI's* case 'barber-pole' sheath runners denote nylon and a cross-pattern denotes polyester content, this is a simple idea that would transfer well to marking polypropylene and it would be good to see this adopted more widely.

## MBL is Minimum Breaking Load

(or MBS -Minimum Breaking Strength if given in kiloNewtons (kN), The units of force are kN and lbf but they pretty much equate to the more recognisable kg and lb. These Minimum Breaking Load figures are based on a dry, brand new rope in a straight line with no bends in it. Breaking strength in a figure 8 knot can be up to 50% less depending on how well the knot is tied and a spliced rope will reduce by at least 10% .



## ELONGATION/STRETCH

This is far more relevant to load-supporting life safety ropes than it is for water throwlines but we have included it because some are capable of being used for higher loads where the proportion of stretch versus load is useful. The first figure is the industry standard degree of stretch at **10% of the minimum breaking load**. This is some harsh treatment and would rarely concern a climbing rope unless you're huge, it's more for rigging ropes being subjected to high loads and, even worse, dynamic loads. **20% of the minimum breaking load** is listed as 30% in our other rope guides but we've shown specifically 20% here simply because it is the figure given by *Liros* and *HF Ropes* - we otherwise don't usually see this as a quoted metric. The third figure is used mostly in Europe is for **Static Elongation at 50 to150kg** loading over a set time period. The fourth figure



**1/2" BW-HR3**

Strong & durable hybrid  
Polyester/Polypropylene design  
**5,000 lbf. @ 89 g/m**



**9.5mm NFPA Sure-Grip**

Braided HMPE fiber core with  
an innovative tactile sheath  
**4,923 lbf. @ 40 g/m**



**BLUEWATER**

**R O P E S**

209 Lovvorn Rd. Carrollton, GA 30117  
T: 770.834.7515 E: info@bluewaterropes.com

[www.bluewaterropes.com](http://www.bluewaterropes.com)

is the **US norm for stretch at 136kg/300lbs** and this is much more indicative of a climber's body mass. Finally we included the highest elongation figure, the industry/rescue driven **@1000lbs/454kg** as the highest of three figures (with the middle figure being @600lb). Make sure you check the heading and subtle colouring!

**SHEATH CONSTRUCTION:** This is expressed as the number of carriers/threads used to construct the outer 'jacket' or braid. Unlike arborist ropes that are universally described by the number of braids, kernmantle ropes are described by the carrier or thread count. The lower the number, the more flexible the rope will be. Kernmantle (KM) is technically any rope with a sheath over a separate core but is more usually a single 32 carrier (16 braid) or 48 carrier (24-braid) sheath over parallel core fibres with less stretch than traditional arb ropes. Double braid (DB) means the core package (comprised of multiple bundles of fibres) has its own woven sheath. The core bundles can be separate from each and parallel or twisted together in a plait or braid. Many water throwlines are Hollow

Braid (HB) which means that it is comprised of just a braided sheath with no separate core. The rope is not 'hollow' in terms of there being a gap through the middle during use but when it is not under load you can 'concertina' the rope together and see the outer strands separate and perhaps see daylight out the other side because there are no internal strands or core. Some ropes are a multiplait (MP) or **simple braided** plait (not quite a kernmantle) where a low thread-count sheath overlays or is braided to the core as one structure- not hollow but not double braid or kernmantle. We don't see multiplait in life safety ropes outside of water rescue.

**SUITABLE FOR::** ALL of the ropes in this GUIDE can be used as a **THROWLINE** in some capacity albeit that lighter lines can be thrown further and with greater ease and longer lengths are more easily carried than a nylon kernmantle 11mm for instance. Some ropes are able to be used in pulleys and non-camming hardware even if they have relatively low strength and are all polypropylene construction. Only a few can be used for vertical (out of water) life support that would include camming devices

IMAGES NOT TO SCALE ~ = approximate COST: INCLUDES local taxes/VAT. £\$€=Currency Conversion only-no duty etc. If not sold by m/ft, price is shortest length x10% & rounded up. ●=Limited/OK but not ideal PES = Polyester PP=Polypropylene HMPE/PE= High Modulus Polyethylene KM=Kernmantle DB= Double Braid MP=Multiplait/Simple Braid HB = Hollow Braid	Ø mm Inches"	FLOATS	MODEL VARIANT Product Code	COMPANY	ORIGIN	COST per Metre /3.28ft per Foot	WEIGHT g/m lb/100'	MATERIALS: SHEATH CORE
	11mm >3/8"	■	Pro Water Unicore 5034xx	BEAL		£4.02 \$5.40 ¥1.70 €4.62	80g 5.4lb	Nylon Neoprene/Nylon
	6.5mm 1/4"	■	Suregrip 5046xx	BLUEWATER		£2.50 \$3.35 ¥1.05 €3.15	23.7g 1.6lb	Polypropylene Polypropylene
	9.5mm <3/8"	■	Suregrip 502400	BLUEWATER		£4.30 \$5.75 ¥1.77 €4.85	40.3g 2.7lb	Polypropylene HMPE(Dyneema)
	9mm >3/8"	■	Suregrip 5034xx	BLUEWATER		£2.20 \$2.95 ¥0.92 €2.50	49.3g 3.3lb	Polypropylene Polypropylene
	11.5mm 7/16"	■	Suregrip 50246xx	BLUEWATER		£2.90 \$3.90 ¥1.20 €3.30	56.7g 3.8lb	Polypropylene Polypropylene
	8mm 5/16"	■	R3 River Rescue 5068xx	BLUEWATER		£2.20 \$2.95 ¥1.10 €2.50	34.4g 2.3lb	Polypropylene Polypropylene
	9mm 3/8"	■	R3 River Rescue 5068xx	BLUEWATER		£2.65 \$3.60 ¥1.15 €3.05	64g 4.3lb	Polypropylene Polypropylene
	13mm 1/2"	■	R3 River Rescue 5068xx	BLUEWATER		£3.00 \$4.05 ¥1.40 €3.45	82.4g 5.5lb	Polypropylene Polypropylene
	11mm 7/16"	■	HR3 Hybrid 5014xx	BLUEWATER		£2.85 \$3.75 ¥1.15 €3.45	61g 4.1lb	Polyprop/PES Polypropylene
	12.7mm 1/2"	■	HR3 Hybrid 5019adminxx	BLUEWATER		£3.20 \$4.25 ¥1.30 €3.90	88.9g 6lb	Polyprop/PES Polypropylene

# LOW STRETCH ACCESS&RESCUE ROPES

- ascenders, descenders and belay devices. *Beal ProWater* and the Taiwanese '*Ropers*' water rescue have an MBS of 25kN so can function in all standard rope rescue applications as well as in water.

**STANDARDS:** Unusually for rope, or indeed any equipment used by rescuers, floating throw-ropes do not come under any specific European CE standards or compliance other than the very general 'General Product Safety Regulation' (GPSR 2023/988), which came into force in December 2024 and simply indicates that a product is fit for purpose. This is obviously not the case with all water rescue ropes since some can be used for vertical loading and/or are intended for other life-safety purposes and therefore meet the standards requirements for those disciplines but not specifically for water rescue applications. However, NFPA in the US, has stepped up and specifically covers requirements for throwlines including visibility, degree of/duration a line can float, strength of rope in terms of construction and if spliced/sewn. For instance,















NFPA2500 requires that after a 24-hour immersion in water, the entire length of the throwline must float to the surface within one minute.

**SHEATH %.** This is the opposite to CORE percentage so we haven't bothered listing both - do the math(s). The higher the sheath percentage the stiffer the rope. It will therefore usually have a much higher initial resistance to abrasion over an edge or sheath creep under high loads from a camming device. Many throwropes are hollowbraid with no core so a 100% sheath!

**SPECIFIC GRAVITY%.** In terms of the rope's ability to float. Water's Specific Gravity is 1 (or 100%) so ropes less than that like Polypropylene at around 0.91 will float while Nylon at 1.14 and Polyester at 1.3 will sink unless countered by the buoyancy of enough neoprene or polypropylene like *Ropers Dolphin Max* at 1.34.

	CONSTRUCTION CARRIER/BRAID	STANDARDS	SPLICABLE PRE-SPLICED PRE-SEWN	REFLECTIVE	THROWLINE	TECH HARDWARE USE	ABSEILING/CAMS	MBL MINIMUM Break Load Spliced Sewn Knotted	@10% MBS @30% MBS @50-150 kg @300LB/136K @1000 lb/454kg	SPECIFIC GRAVITY SHEATH %	OTHER COLOURS	NOTES	WWW.
n	KM*	CE A	■	-	●	■	■	25.5kN 57lbf	3.6%	33% -		*Unicore= sheath and core are bonded to stop sheath slippage	beal-planet.com
	MP	-	■	-	■	●	-	4.4kN 1000lbf	00%	77.3% -		variable diameter sheath strands to enhance grip	bluewaterropes.com
a)	DB	NFPA	■	-	■	●	●	21.9kN 4918lbf	00%	62.6% -		variable diameter sheath strands to enhance grip	bluewaterropes.com
	MP	-	■	-	■	●	-	9.7kN 2200lbf	00%	57.8% -		variable diameter sheath strands to enhance grip	bluewaterropes.com
	MP	-	■	-	■	●	-	15.5kN 3500lbf	3.8% 1.3%	49% -			bluewaterropes.com
	MP	-	■	-	■	■	-	8.9kN 2000lbf	2.9% 9.6%	58% -		More substantial multi-role rope than <i>Suregrip</i>	bluewaterropes.com
	MP	-	■	-	■	■	-	15kN 3000lbf	3.1% 7.7%	58% -		More substantial multi-role rope than <i>Suregrip</i>	bluewaterropes.com
	MP	-	■	-	■	■	-	17.8kN 4000lbf	1.3% 9.1%	50% -		More substantial multi-role rope than <i>Suregrip</i>	bluewaterropes.com
	DB 16	-	■	-	■	■	●	15.5kN 5000lbf	1.3% 3.8%	50% -		'Hybrid' refers to the combination of Polyester and Polypropylene fibres in the sheath	bluewaterropes.com
	DB 16	-	■	-	■	■	●	22.2kN 5000lbf	1% 3.2%	50% -		'Hybrid' refers to the combination of Polyester and Polypropylene fibres in the sheath	bluewaterropes.com

IMAGES NOT TO SCALE  
 ~ = approximate  
 COST: INCLUDES local taxes/VAT.  
 £/\$=Currency Conversion only-no duty etc.  
 If not sold by m/ft, price is shortest length  
 x10% & rounded up.  
 ● = Limited/OK but not ideal  
 PES = Polyester PP=Polypropylene  
 HMPE/PE= High Modulus Polyethylene  
 KM=Kernmantle DB= Double Braid  
 MP=Multiplait/Simple Braid  
 HB = Hollow Braid

	Ø mm Inches"	FLOATS	MODEL VARIANT Product Code	COMPANY	ORIGIN	COST per Metre /3.28ft per Foot	WEIGHT g/m lb/100'	MATERIALS: SHEATH CORE
	7.5mm ¼"	■	NFPA 293387	CMC		£3.90 \$5.20 \$1.59 €4.80	30g 2lb	Polypropylene Dyneema
	9.5mm ¾"	■	SRT 292957	CMC		£3.50 \$4.65 \$1.43 €4.30	58.1g 3.9lb	Nylon Polypropylene
	11mm ⅞"	■	Redi-Line 292763	CMC		£2.10 \$2.75 \$0.85 €2.55	34.3g 2.3lb	Polypropylene -
	11mm ⅞"	■	River Rescue 293220	CMC		£3.65 \$4.85 \$1.49 €4.20	74.6g 5lb	Nylon Polyolefin
	4mm ⅛"	■	Beach Line PPAQLB4	COURANT		n/a	~18g ~1.2lb	Polypropylene -
	8mm ⅝"	■	Jet Line PPJL80B0	COURANT		£2.10 \$2.80 \$0.85 €2.00	31g 2.1lb	Polypropylene Polypropylene
	10mm ⅝"	■	Jet Line PPJLA0C0	COURANT		£2.30 \$3.00 \$0.95 €2.20	45g 3lb	Polypropylene Polypropylene

**A Vehicle Used to Search  
all Environments...**

safe and quickly with a JW Fishers  
commercial grade ROV



- Highly Portable
- Commercial grade
- High power LED lighting
- 1,000' depth capability
- (4) high output motors
- Pan & tilt front AND rear cameras come standard
- Starting at \$20,995



JW Fishers Mfg., Inc.  
 (800)822-4744  
 (508)822-7330  
 Email: info@jwfishers.com  
 www.jwfishers.com



CONSTRUCTION CARRIER/BRAID	STANDARDS	SPICEABLE PRE-SPICED PRE-SEWN	REFLECTIVE	THROWLINE	TECH HARDWARE USE	ABSEILING/CAMS	MBL MINIMUM Break Load Spliced Sewn Knotted	@10% MBS @30% MBS @50-150 kg @300lb/136kg @1000 lb/454kg	SPECIFIC GRAVITY SHEATH %	OTHER COLOURS	NOTES	WWW.
KM	NFPA	-	-	■	●	-	15kN* 3372lbf	-	~32%		*3 sigma. Max length 731m/2400ft	cmcpro.com
KM	-	-	-	■	■	■	13kN* 2922lbf	-	00%		*3 sigma. Max length 366m/1200ft	cmcpro.com
HB	-	■	-	■	-	-	10kN* 2248lbf	-	-		*3 sigma. Max length 549m/1800ft	cmcpro.com
KM	-	■	-	■	■	■	16.45kN* 3700lbf	-	00%		*3 sigma. Max length 746m/2448ft Originally a New England Rope continued by Teuf for CMC	cmcpro.com
HB 12	-	■	-	■	-	-	2kN 450lbf	-	-		Available in 300m lengths for beach/coastal recovery operations	mycourant.com
KM 32	-	■	■	■	●	-	9kN 2023lbf	-	-			mycourant.com
KM 32	-	■	■	■	■	-	12kN 2698lbf	-	-			mycourant.com

Rescue professionals across the Carolinas have trusted Mountain Tek with their equipment needs since 1995.

EXPERIENCE  
KNOWLEDGE  
SERVICE

## mountain tek

TECHNICAL RESCUE EQUIPMENT

CONTACT US TODAY FOR A QUOTE

info@mountaintek.com **877-692-8609**  
WWW.MOUNTAINTEK.COM

FEATURED BRANDS:

DS MEDICAL CASUALTY MANAGEMENT SOLUTIONS

## Be Ready When One Becomes Many

**Rescue Stretchers**  
for rapid, casualty evacuation



- ✓ Confined space & water rescue options
- ✓ Lightweight & durable designs
- ✓ Compatible with full casualty systems

Supporting professionals who care

01329 311451 | dsmedical.co.uk

IMAGES NOT TO SCALE  
 ~ = approximate  
 COST: INCLUDES local taxes/VAT.  
 £\$€=Currency Conversion only-no duty etc.  
 If not sold by m/ft, price is shortest length  
 x10% & rounded up.  
 ●=Limited/OK but not ideal  
 PES = Polyester PP=Polypropylene  
 HMPE/PE= High Modulus Polyethylene  
 KM=Kernmantle DB= Double Braid  
 MP=Multiplait/Simple Braid  
 HB = Hollow Braid

	∅ mm Inches"	FLOATS	MODEL VARIANT Product Code	COMPANY	ORIGIN	COST per Metre /3.28ft per Foot	WEIGHT g/m lb/100'	MATERIALS: SHEATH CORE
	5mm 13/64"	■	PPM5 05819xxx	HF SAFETY		£0.70 \$0.65 \$0.25 €0.60	12g 0.8lb	Polypropylene -
	8.5mm 21/64"	■	PPM8 05820xxx	HF SAFETY		£1.20 \$1.20 \$0.40 €1.10	30g 2lb	Polypropylene -
	7.5mm 19/64"	■	KM7.5 05822xxx	HF SAFETY		£1.10 \$1.10 \$0.35 €1.00	21g 1.4lb	Polypropylene Polypropylene
	10mm 25/64"	■	KM10 05821xxx	HF SAFETY		£1.75 \$1.70 \$0.55 €1.60	45g 3lb	Polypropylene Polypropylene
	8mm 5/16"	■	Syntec 5823xxx	HF SAFETY		£4.60 \$4.95 \$1.50 €4.50	31g 2lb	Polypropylene Dyneema
	6mm 1/4"	■	Reflecta 02100-0600	LIROS		£1.20 \$1.60 \$0.50 €1.40	20g 1.4lb	Polypropylene -
	8mm 5/16"	■	Reflecta 02100-0800	LIROS		£1.90 \$2.55 \$0.80 €2.20	30g 2lb	Polypropylene -
	8mm 5/16"	■	Throwline8 16S230.91	LOMO		£0.60 \$0.80 \$0.25 €0.70	23g 1.55lb	Polypropylene -
	10mm 25/64"	■	Throwline10 16S330.91	LOMO		£1.10 \$1.50 \$0.45 €1.30	33g 2.2lb	Polypropylene -
	6mm 1/4"	■	Marstron JF00xx	MARLOW ROPES		£1.15 \$1.60 \$0.55 €1.35	17.6g 1.2lb	Polypropylene -
	8mm 5/16"	■	Marstron JF01xx	MARLOW ROPES		£1.90 \$2.55 \$0.85 €2.20	27g 1.8lb	Polypropylene -
	10mm 25/64"	■	Marstron JF018xx JF019xx	MARLOW ROPES		£2.75 \$3.75 \$1.20 €3.20	50g 3.4lb	Polypropylene -
	6mm 1/4"	■	Hercules -	NAMAH ROPES		£1.20 \$1.55 \$0.50 €1.40	23.5g 1.58lb	UHMWPE UHMWPE
	8mm 5/16"	■	Hercules -	NAMAH ROPES		£1.55 \$2.00 \$0.65 €1.80	40g 2.7lb	UHMWPE UHMWPE
	10mm 25/64"	■	Hercules -	NAMAH ROPES		£2.50 \$3.20 \$1.00 €2.90	58g 3.9lb	UHMWPE UHMWPE

CONSTRUCTION CARRIER/BRAID	STANDARDS	SPICEABLE PRE-SPICED PRE-SEWN	REFLECTIVE	THROWLINE	TECH HARDWARE USE	ABSEILING/CAMS	MBL MINIMUM Break Load Spliced Sewn Knotted	@10% MBS @30% MBS @50-150 kg @300LB/136K @1000 lb/454kg	SHEATH %	SPECIFIC GRAVITY	OTHER COLOURS	NOTES	WWW.
MP 8	-	■	-	■	-	-	3.92kN 877450lbf	<10%	-	0.91		made by Liros	paddle-people.com
MP 8	-	■	-	■	-	-	115.5kN 24731237lbf	<10%	-	0.91		made by Liros	paddle-people.com
KM 16	-	-	-	■	-	-	8.44.9kN 18881102lbf	<8%	-	0.91		made by Liros	paddle-people.com
KM 16	-	-	-	■	●	-	137.6kN 29231709lbf	<8%	-	0.91		made by Liros Marketed by some canoe shops with all-red marker threads (4 bands)	paddle-people.com
KM 16	-	-	-	■	■	-	2410.7kN 53952406lbf	<1.5%	-	<0.96		made by Liros	paddle-people.com
MP 8	-	-	□	■	-	-	5.5kN 1237lbf	<12%	-	-			liros.com
MP 8	-	-	□	■	-	-	9kN 2023lbf	<12%	-	-			liros.com
HB 16	-	■	-	■	-	-	8.5kN 1912lbf	-	-	0.91			lomo.co.uk
HB 16	-	■	-	■	-	-	9.9kN 2226lbf	-	-	0.91			lomo.co.uk
MP 8	-	■	-	■	●	-	3.9kN 877lbf	-	-	-		Also available as enhanced <i>Marstron Plus</i> and <i>Excel Marstron Plus</i> ropes	marlowropes.com
MP 8	-	■	-	■	●	-	6kN 1349lbf	-	-	-		Also available as enhanced <i>Marstron Plus</i> and <i>Excel Marstron Plus</i> ropes	marlowropes.com
MP 8	-	■	-	■	●	-	11.1kN 2495lbf	-	-	-		Also available as enhanced <i>Marstron Plus</i> and <i>Excel Marstron Plus</i> ropes	marlowropes.com
KM 16	-	-	-	■	●	-	24kN 5395lbf	-	-	44%			namahropes.com
KM 16	-	-	-	■	■	-	42kN 9442lbf	-	-	44%			namahropes.com
KM 16	-	-	-	■	■	-	65kN 14613lbf	-	-	44%			namahropes.com

IMAGES NOT TO SCALE  
 ~ = approximate  
 COST: INCLUDES local taxes/VAT.  
 £/\$/€=Currency Conversion only-no duty etc.  
 If not sold by m/ft, price is shortest length  
 x10% & rounded up.  
 ●=Limited/OK but not ideal  
 PES = Polyester PP=Polypropylene  
 HMPE/PE= High Modulus Polyethylene  
 KM=Kernmantle DB= Double Braid  
 MP=Multiplait/Simple Braid  
 HB = Hollow Braid

	Ø mm Inches"	FLOATS	MODEL VARIANT Product Code	COMPANY	ORIGIN	COST per Metre /3.28ft per Foot	WEIGHT g/m lb/100'	MATERIALS: SHEATH CORE
	8mm 5/16"	■	Throwline AC106	NOOKIE	UK	£2.20 \$2.95 \$0.90 €2.55w	26g 1.75lb	Polypropylene Polypropylene
	10mm 25/64"	■	Throwline AC100	NOOKIE	UK	£2.50 \$3.35 \$1.00 €2.90	40g 2.69lb	Polypropylene Polypropylene
	6mm 1/4"	■	H2O Swiftwater 3Q-08x	PELICAN	USA	~£1.50 ~\$2.00 ~\$0.60 ~€1.85	25.3g 1.7lb	Polypropylene Polyprop/Dyneer
	8mm 5/16"	■	H2O Swiftwater 3Q-10x	PELICAN	USA	~£1.95 ~\$2.60 ~\$0.80 ~€2.25	34.2g 2.3lb	Polypropylene Polyprop/Dyneer
	9mm 3/8"	■	H2O Swiftwater 3Q-12x	PELICAN	USA	~£2.10 ~\$2.80 ~\$0.85 ~€2.45	50.6g 3.4lb	Polypropylene Polyprop/Dyneer
	9mm 3/8"	■	NFPA H2O Rescue 3PN-12x	PELICAN	USA	~£2.55 ~\$3.35 ~\$1.00 ~€2.90	46.1g 3.1lb	Polypropylene Polypropylene/Nylon
	8mm 5/16"	■	Water Rescue 3PX-10x	PELICAN	USA	~£1.60 ~\$2.10 ~\$0.65 ~€2.45	27.5g 1.85lb	Polypropylene Polypropylene
	9mm 3/8"	■	Water Rescue 3P-12x	PELICAN	USA	~£1.80 ~\$2.40 ~\$0.80 ~€2.80	27.5g 3.4lb	Polypropylene Polypropylene
	11mm 7/16"	■	Water Rescue 3P-14x	PELICAN	USA	~£2.20 ~\$2.90 ~\$0.95 ~€3.35	69.9g 4.7lb	Polypropylene Polypropylene
	7mm 9/32"	■	MFP Throwline -	TEUFELBERGER	USA	£1.05 \$1.44 \$0.44 €1.30	27.1g 1.8lb	Polypropylene -
	8mm 5/16"	■	MFP Throwline -	TEUFELBERGER	USA	£1.50 \$2.00 \$0.62 €1.80	28.2g 1.9lb	Polypropylene -
	7.5mm 19/64"	■	NFPA Throwline -	TEUFELBERGER /MAXIM	USA	£3.75 \$5.00 \$1.54 €4.60	29.8g 2lb	Polypropylene HMPE (Dyneema)
	9mm 3/8"	■	Polygrip -	TEUFELBERGER	USA	£2.55 \$3.40 \$1.05 €4.60	43.1g 2.9lb	Polypropylene Nylon
	11mm 7/16"	■	Water Rescue -	TEUFELBERGER	USA	£0 \$4.30 \$1.32 €3.20	78.9g 5.3lb	Nylon Polypropylene
	10mm 25/64"	■	Rescue Throwline -	WRS INTERNATIONAL	UK	£1.45 \$1.95 \$0.60 €1.70	55g 3.7lb	Polypropylene Polypropylene
	8mm 1/4"	■	Dolphin Max -	X-MONSTER	Taiwan	n/a	34.5g 2.3lb	Polypropylene UHMWPE
	9.5mm 3/8"	■	Dolphin Max -	X-MONSTER	Taiwan	n/a	45.6g 3.1lb	Polypropylene UHMWPE

	CONSTRUCTION CARRIER/BRAID	STANDARDS	SPICEABLE PRE-SPICED PRE-SEWN	REFLECTIVE	THROWLINE	TECH HARDWARE USE	ABSEILING/CAMS	MBL MINIMUM Break Load Spliced Sewn Knotted	@10% MBS @30% MBS @50-150 kg @300lb/136k @1000 lb/454kg	SPECIFIC GRAVITY SHEATH %	OTHER COLOURS	NOTES	WWW.
	MP 12	-	■	-	■	-	-	9kN 2023lbf	4.5%	-			nookie.co.uk
	MP 12	-	■	-	■	-	-	13kN 2915lbf	4.5%	-			nookie.co.uk
ma	MP 16	NFPA	■	□	■	●	-	14.2kN 3200lbf	-	-			pelicanrope.com
ma	MP 16	NFPA	■	□	■	■	-	15.1kN 3400lbf	-	-			pelicanrope.com
ma	MP 16	NFPA	■	□	■	■	●	22kN 4950lbf	-	-			pelicanrope.com
lon	KM 24	NFPA	■	□	■	■	●	16kN 3600lbf	-	-			pelicanrope.com
	MP 16	NFPA	■	□	■	●	-	6.67kN 1500lbf	-	-			pelicanrope.com
	MP 16	NFPA	■	□	■	●	-	13.3kN 3000lbf	-	-			pelicanrope.com
	KM 24	NFPA	■	□	■	■	-	14.7kN 3300lbf	-	-			pelicanrope.com
	HB 12	-	■	-	■	-	-	6kN 1350lbf	-	-		MFP=Multi-Filament Polypropylene.	teufelberger.com
	HB 12	-	■	-	■	-	-	7.5kN 1700lbf	-	-			teufelberger.com
a)	DB 16	NFPA	■	-	■	●	-	13kN 2922lbf	-	-		NB: originally listed as 19kN but that was a 'nominal/average' figure from Teufelberger not MBS	teufelberger.com
	KM 16	NFPA	-	-	■	●	-	15kN 3372lbf	-	-			teufelberger.com
	DB 20	CE A NFPA UIAA	■	-	■	■	-	16.46kN 3700lbf	-	-			teufelberger.com
	KM 32	-	-	-	■	■	-	12kN 2698lbf	-	-			wrsinternational.com
	KM	NFPA 2500	■	■	■	■	-	23.1kN 5192lbf	-	1.38 00%		Enhanced grip & higher strength core	xmonstersafety.com ropersrope.com
	KM	NFPA 2500	■	■	■	■	-	26.5kN 5957lbf	-	1.38 00%		Enhanced grip & higher strength core	xmonstersafety.com ropersrope.com

# THROW BAGS

Most throwbags are designed to be floating throw-weights that deploy a floating rope as they fly and when they reach their intended target in the water, can be easily grabbed and subsequently towed back to shore/safety by the rescuer. It's a fine line between a professional water rescue throwbag and a sports throwbag designed to be lifesaving tools for canoeists/kayakers in particular. For our purposes, to whittle down the myriad of choices, we've gone for companies that manufacture products for professional rescue services so you know they have a decent pedigree. We have therefore excluded a number of sports models and sports companies (with the exception of *Hiko*) that produce bags that might easily cross over into professional rescue like *Astral*, *HF*, *Kokotat*, *PeakUK*, *NoName* and *Water Element* but these are in our continuously updating version of this article in the **WATER RESCUE BUYERSGUIDE**. While any throwbag can also be used to deploy a small diameter carrier line we have not included carrier-line-specific bags/kits.

Rope Diameters are mostly from 6 to 10mm in lengths from 15m/50feet to around 25m/80feet for general use but some will be considerably longer to allow for long downstream pendulums or ferry lines etc. and one, *RnR's Urban Micro* has 9m/30ft for close-quarter throws in congested areas. Some, which we'll mention later are designed like giant throwbags to carry throwlines up to 100m (often as a backpack) but these are for long ferry and downstream control etc. rather than throwing the actual bag. The thicker the rope, the easier it is to grip (the USCG bag uses 11mm/ $\frac{7}{16}$ " ) but it will also be heavier and cannot be thrown so far as a small diameter rope but don't forget that skilled operators may be 'placing' the bag in flow that will then run down to the desired target area. Whatever you choose, it is imperative that any new bag & rope combination are practiced with first on dry land to ascertain their performance in flight and how freely the chosen rope deploys from the bag and then in water to discern how they both function and feel when saturated. Such rope will float for a considerable time but some will lose a degree of flotation the longer they are in the water and you may find some creeping towards neutral buoyancy. The combination of bag and rope is therefore quite important and most companies only offer their bags ready filled with a rope that they have decided provides best fill, flight and recovery characteristics. However, virtually all will sell you just the bag if want it. We have a separate guide to Water Rescue ropes, primarily throwlines, in our **WATER RESCUE BUYERSGUIDE**.



## THROW-TECHNIQUE

Unless you're bypassing a physical throw by using a line-launcher or a drone to carry the rope/flotation-aid out to the casualty (both very valid options), you'll be flinging these things out with grace and accuracy. This will either be underarm or overarm whilst keeping firm hold of the shore-end of the rope. An underarm action grasping the cuff/collar like the *Yak* bag in the top picture or holding a handle like the *Force 6* on the right and the USCG

# WATER RESCUE THROWBAGS

issued 237-P throwbag then uses a vertical pendulum sling-action which can also be a more horizontal side-arm throw. Those with a sporting background can get greater distance and/or accuracy with an overarm cricket or baseball throwing action but to the uninitiated these can be too aggressive - you don't want to hit the casualty in the face with a 30mph missile and knock them unconscious. Some may use the more unconventional windmill or cricket bowling action if that gives them greater accuracy but the aim is to throw the bag *beyond* the casualty NOT fall short which can be the case with an underarm or 'windmill' throw with too much height. Plenty of practice in open areas to achieve maximum throw distance and in more congested areas with trees and bushes to test your accuracy will hone your throwing skills and get you used to the dangers of strong winds and gusts and wind direction before hitting the river. In the *IONIC* picture below and the *Yak* and *WRS Int* pictures opposite you can see the cinched collar type of bag with an obvious drawcord/ toggle-cord or popped webbing formed waist - you grasp the bag above that waist when throwing. *NRS* below and the *Force6* bag opposite have a handle formed by connecting a *Fastex* buckle across from one side to the other. Another variation is *SRE (Northern Diver's) Pro* bag (right) which has a circular handle cut into the top

cuff which otherwise holds itself open for repacking the rope. The *Force6* bags also have two finger-loops that help you hold open the bag while restuffing. Repacking water rescue rope can be an urgent requirement if you've missed with your first throw and there are no backup throwers or bags. In the picture bottom left, running the rope over your shoulder means it will drop vertically into the back while you juggle holding the bag open with pulling/pushing rope into the bag. However, with non-mesh bags it may be possible to simply scoop up half a bag of water and use that to provide weight for a re-throw that doesn't involve repacking the rope.

## THROWLINES

Throwlines may be braided in the larger diameters with a sheath and a core or hollowbraid in which the braided 'tube' of rope represents the whole diameters with no distinct core. Materials are either floating polypropylene which is otherwise a relatively weak fibre married to Dyneema or spectra in the more expensive ropes to add strength and restrict stretch but not too much because a degree of dynamic energy is vital in moving water operations. Some do use the more usual combinations of nylon or polyester for the sheath or core but these materials will sink unless there is also some form of polypropylene, polyolefin (neoprene) or polyethylene in the construction to provide floatation. Not all bags float when first purchased - some require a foam disc or similar adjunct to be added to the bag. Unlike water rescue ropes that are designed to be used with hardware like ascenders, pulleys and belay devices and will support a suspended bodyweight, throwlines are only dealing with the weight of a person or craft supported in water. Consequently the breaking load tend to range from 10 to 15kN rather than the 22 to 30kN of a typical abseil/ rappel rope. But some can do both and we show ropes capable of being used with camming hardware with a black diamond **◆** **Don't forget that rope deteriorates from the moment you start using it so knots reduce the strength and wear & tear may half your viable loading within a couple of years.**



## WAISTBELTS

QRS or Quick Release Belts are a common accessory if you are not attaching the bag directly to your pfd. Some throwbags have an integrated quick release belt or a detachable bag that comes with the bag like the *SRE/NDiver* and *Yak* bags (above) shown as a solid green square **■** in our tables but most have an optional belt in their range shown as a green outline square **□**. *WRS*, *NRS*, *WWTC* etc. have more expansive waist belts that provide a quick release housing for a separate throwbag - they're designed to fit their own bags obviously but this is a very fast and convenient way to swap out different rope lengths or rope strengths

## BAG FEATURES

Aside from differing rope diameter and length, throwbags tend to be HD Nylon/Cordura or the smoother, lighter denier ripstop nylon or Packcloth and incorporate some of the following:

# UPDATED APR '26

1) **HIGH VISIBILITY**, many with reflective bands some are even luminous so that they can more easily be seen in flight and in the water in full sun and low (or no) light. SOLAS is the current gold-standard with marine-grade, high reflectivity even when wet.

2) **A HANDLE/LOOP, GRAB-STRAP** or a **CINCHED COLLAR**

on the top for rescuers to carry and throw the bag, **We have not counted the rope tied through the base as a**

'handle' even though the bag can be carried and thrown via this loop as long as the rope is tied off (as it should be). Separate rescuers 'handle' may be a closed loop, webbing joined by a buckle so that it can also be used to stow the bag by clipping to your PFD or watercraft or it may be a circular cut-out in the top cuff like the aforementioned *SRE Pro* bag. The updated version of the *237-P* bag (above) opted to remove the rope loop because of UV damage when stored outside on CoastGuard vessels and instead made the loop a larger, reinforced stitched webbing loop.

3) **A ROPE EYE with sewn reinforcement or a plastic/metal grommet** in the base through which the end of the rope is threaded and tied off with a handhold loop. Some grommets/eyes are mounted on the side so that the bag can stand on its base and some may have double eyes to create a rope loop without a bulky stopper knot on the outside as with the *Ionic* model on the right.

4) **TOP CLOSURE** to keep the rope in the bag. Mostly a drawcord with toggle which you slacken off to allow easy release and repacking of the rope into the bag but some may be *Velcro* and even a zip though not in our selection. Some will have the additional webbing 'handle' with *Fastex*-buckle-style closure which can clip through the throw-rope loop to stop it reeling out accidentally.

5) **CLEAR LENGTH MARKING**. This can be colour-coding of bags within teams but it is best to have clear visual numbers to indicate the rope length unless all of your bags are the same!

6) **FAST DRAINING**. While extra water weight can assist with throw distance, it is, for the most part, more desirable to have rope drain out of the bag rapidly so that can dry quickly post-operational use. Some bags have a full mesh outer, most have large eyes but these can be mostly occluded by the rope itself being passed through to provide a grab-loop. The slightly more open weave on some, even if it's not immediately apparent, will also be more conducive to water draining out of the bag although this can be 'mitigated' by the use of a shiny inner surface coating or material that aids the fast exit of the rope from the bag.

## OTHER FEATURES:

**LASH TABS** are square plastic panels with slots for webbing and these allow you to customise attachment options either to the bag or of the bag to a belt/larger bag/PFD etc. The *SRE* bag (pic-top) has a water-activated LED attached to its lash tab. Some bags may have a lightweight **CLIP** for attaching to a PFD, boat gunwale etc.

**LIGHTING ATTACHMENT**. Any form of lighting can be attached to most bags by some means but there are a few specific measures of which chemical light sticks are the commonest. Many bags have elastic loops, as on the *Ionic* model right and the



*Force6* title shot. *North Water's Pro* wedge bags show a lightstick inside the bag but visible through the mesh - so it's certain not to fall off. One range - the *MARSARS Second Chance*

bag has a version with

a waterproof LED embedded in the base which seems like a good idea but hasn't really been adopted elsewhere although *SRE* has the optional *V3 FlexiLight* (above).

## SPECIALS

*SRE* (*Northern Diver's* rescue range) have some much larger throwline bags; we could have mentioned virtually any water proof backpack or roll-top bag in this context but these are specifically designed to carry and deploy water rescue throwline but not by throwing the actual bag, though you undoubtedly could if push came to shove!

**We have not included this type of bag** in this article but they are in the **WATER RESCUE BUYERSGUIDE** version. The bag pictured above-right, carries 100m/320ft of rope and they have others housing 200m/660ft, and 60m/196ft.



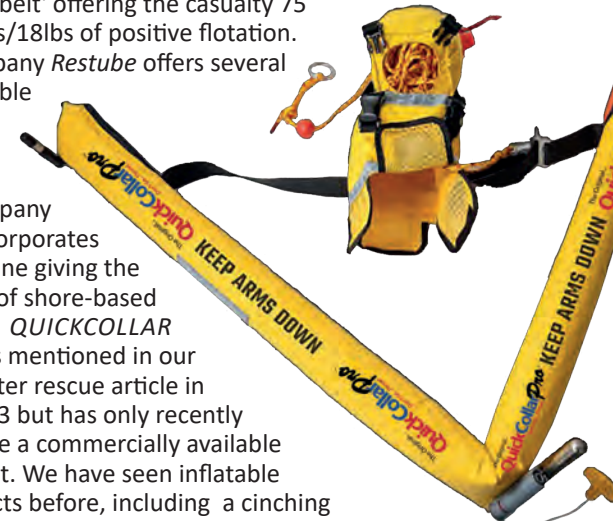
The *MARSARS Second Chance* bag (left) and one of the *RQ3* bags, includes a

floating ball that is intended to provide an immediate weighted re-throw option should the first attempt fail or fall short. Like the water-filled bag technique, this means you can rethrow without restuffing the bag.



Not all bags are simply bags of rope. Some have an active rescue measure in the form of a lightweight, self-inflating 'belt' offering the casualty 75 to 80Newtons/18lbs of positive flotation. German company *Restube* offers several rescue inflatable tubes mainly for in-water rescuers but only one company

(so far) incorporates a throwline giving the option of shore-based rescue. *QUICKCOLLAR PRO* was mentioned in our swiftwater rescue article in *WSAR13* but has only recently become a commercially available product. We have seen inflatable products before, including a cinching collar but this is the first to properly integrate a suitably sized floatation collar with a floating rope and throwbag as a complete package.



# WATER RESCUE THROWBAGS

## IN THE FOLLOWING TABLES.....

**COST:** Approximate. Includes local taxes, generally rounded up to the nearest Pound£, US Dollar\$ or Euro€ £\$€=currency conversions only - no duty/shipping etc

**ORIGIN:** country of the company selling the item, not necessarily the same as the place it is made which is shown as an inset flag where we know.

**ROPE CAPACITY:** Throw bags are mostly relatively small and defined by the length of rope they can hold. This will obviously vary with the diameter if you opt for a smaller or larger diameter than that supplied or intended.

**ROPE DIAMETER (& Type)** The intended rope diameter as defined by the length of rope it will house. If the bag comes with a rope the materials will be shown as PA for Nylon, PES for polyester and PP for Polypropylene with the sheath in black and the core in burnt orange. **Knots will decrease load figures.**

**WEIGHT:** empty with no rope or including rope for the majority of models that are only available with the supplied rope

**DIMENSIONS:** Height and width, maybe depth front-to-back if the bag is not a cylindrical shape. These figures are for the body of the bag and do not include extraneous handles and loops

**FLOTATION ■** : Integral foam or similar to keep the empty bag afloat. Those without integral flotation may have a foam disc added or the bag's material will have just enough flotation to stay visible because it will always have at least a short section of rope tied into it.

**RING/EYEINSIDE:** Attachment points for the rope end or webbing etc. on the outside or inside in grey. **CHEM-EYE ■** an elastic loop(s) intended for attaching a chem-stick marker light.

**HANDLE ■** Not all have a handle, as previously mentioned the top of the bag may be cinched to create a 'skirt' of material to grasp for throwing. ■ A web strap with fastex-style buckles that works as a handle and a method of attachment to PFD etc.

**BELT ■** Some bags come with a quick-release waist belt or this will be an option □. **BELT LOOP ■** obviously present on bags with a belt/ belt option but sewn loops that allow you to add your own web belt. Usually flush to the bag as distinct from a sewn eye intended as an outside carabiner/clip point.

**LASH TAB ■** A plastic, square panel with slots that enable you to insert webbing (with quick-release buckles) for securing the bag to PFD etc. or securing something to the bag.

**CLOSURE:** Mostly draw cord closures with a toggle but there are other options: Velcro (lower case velcro if unbranded), Press-stud/Popper, Zipped or Buckle. Sometimes the handle or attachment using Fastex plastic buckles (or lower case if unbranded) doubles as the bag closure. The bag needs to range from single-rope width to fully open for re-stuffing.

**BASE ROPE EYE/GROMMET ■** An eye in the base of the bag through which the rope is passed to be tied off. If there are two eyes, an external loop can be formed and the rope tied off inside the bag.

**REFLECTIVE:** light reflective trim to provide high visibility. **SOLAS** is marine grade.

**ROPE FOR USE WITH HARDWARE:** means that the rope is strong enough to be used in z-rigs, highlines etc. with pulleys and rope grabs etc.

# WRS<sup>®</sup>

## INTERNATIONAL

High Volume Bow and Rocker - With a raised bow height the X-Sled is able to handle tethers in swift water whilst reducing the risk of the bow diving when loaded. The increased volume maintains stability when occupied by a casualty or rescuer.

# WRS<sup>®</sup>

INTERNATIONAL





































Water Rescue X-Sled





















































The original and best since 2014, designed in the UK.

[www.wrsinternational.com](http://www.wrsinternational.com)
















<p><b>Images NOT to Scale</b>                      £\$€ any price in 'burnt-orange' is a <b>Currency conversion only</b>-exc shipping, duties,taxes etc.                      Prices in <b>GREEN</b> are for the <b>bag &amp; Rope</b>                      ●●●●●●●●=Partial feature or OK but not ideal                      □□□□□□= Option                      HANDLE= ADDITIONAL to rope loop                      FASTEX=web with side-squeeze clip as handle/attach                      PA= Nylon PES = Polyester PP=Polypropylene                      HMPE/PE= High Modulus Polyethylene / Dyneema                      DB= Double Braid/braided core &amp; sheath.                      HB = Hollow Braid KM=Kernmantle                      CHEM-EYE= Chemical/Lightstick attachment eyes                      CAM-HARDWARE Majority of PP rope not suitable for use with camming hardware like descenders &amp; grabs</p>				
<b>MANUFACTURER</b>	ALP DESIGN	ALP DESIGN	ASPLI SAFETY	BIGWATER
<b>MODEL size (metres) VARIANT</b>	Mini Chance+ 15 124R	Marmore + 15 010R	Throwbag 25 000801	Compact 20 9F86FBE920
<b>ORIGIN</b>				
<b>COST (inc Tax/VAT) BAG ONLY (in black) Currency conversion only inc ROPE (in green)</b>	£43 \$55 €50	£74 \$94 €85	£42 \$56 €48	£47 A\$95 \$62 €54
<b>ROPE CAPACITY</b>	15m/50'	15.5m/51'	25m/82'	20m/66'
<b>ROPE DIA TYPE if sold as set- sheath/core</b>	6mm ¼" PP ~3.9kN	8mm ⅙" PP 5.5kN	8mm ⅙" PP/PP DB 7.9kN	8mm ⅙" PP/PP DB 7.5kN
<b>WEIGHT with specified rope BAG ONLY</b>	246g 8.7oz	578g 8.7oz	~1.3g 2.9lb	600g 1.32lb
<b>DIMENSIONS</b>	11 x 10cm 4.3 x 3.9"	65 x 22cm 25.5 x 8.6"	50 x 10cm 19.7 x 3.9"	20 x 10cm 7.9 x 4"
<b>FLOTATION RING/EYE INSIDE CHEM-EYE</b>	■ ---	■ 1--	■ ---	■ 1--
<b>HANDLE/FASTEX BELT BELT LOOP LASH TAB</b>	■ ■ ■ ■ -	■ ■ ■ ■ -	■ ■ ■ -	■ ■ ■ -
<b>CLOSURE BASE ROPE EYE(S)/GROMMET(S)</b>	toggle-cord	toggle-cord ■ x2		toggle-cord ■ x2
<b>BAG MATERIALS REFLECTIVE</b>	PVC & Mesh	PVC/Cordura ■	nylon ■	nylon ■
<b>OTHER BAG COLOURS USE ROPE WITH CAM-HARDWARE NOTES</b>		Waist belt pouch included		■
<b>WEBSITE</b>	alpdesign.it	alpdesign.it	aspli.com	bigwater.com.au
<p><b>Images NOT to Scale</b>                      £\$€ any price in 'burnt-orange' is a <b>Currency conversion only</b>-exc shipping, duties,taxes etc.                      Prices in <b>GREEN</b> are for the <b>bag &amp; Rope</b>                      ●●●●●●●●=Partial feature or OK but not ideal                      □□□□□□= Option                      HANDLE= ADDITIONAL to rope loop                      FASTEX=web with side-squeeze clip as handle/attach                      PA= Nylon PES = Polyester PP=Polypropylene                      HMPE/PE= High Modulus Polyethylene / Dyneema                      DB= Double Braid/braided core &amp; sheath.                      HB = Hollow Braid KM=Kernmantle                      CHEM-EYE= Chemical/Lightstick attachment eyes                      CAM-HARDWARE Majority of PP rope not suitable for use with camming hardware like descenders &amp; grabs</p>				
<b>MANUFACTURER</b>	BIGWATER	BIGWATER	BLUEWATER	BLUEWATER
<b>MODEL size (metres) VARIANT</b>	Large Waist 15-20 93B0134D	QR Waist 15-20 6E453347	Throwbag ¼" Sm 15 598607	Throwbag ⅜" Sm 15 598605
<b>ORIGIN</b>				
<b>COST (inc Tax/VAT) BAG ONLY (in black) Currency conversion only inc ROPE (in green)</b>	£28 A\$55 \$36 €31	£45 A\$90 \$58 €51	£47 \$66 €53	£84 \$110 €95
<b>ROPE CAPACITY</b>	20m/66'	20m/66'	15m/50'	15m/50'
<b>ROPE DIA TYPE if sold as set- sheath/core</b>	9mm ⅜"	9mm ⅜"	6.5mm ¼" PP 4.4kN	9.5mm ⅜" PA/Dyn 22kN
<b>WEIGHT with specified rope BAG ONLY</b>	170g 6oz	320g 11.3oz	0.7kg 1.54lb	680g 1.5lb
<b>DIMENSIONS</b>	30 x 12cm 11.8 x 4.7"	30 x 12cm 11.8 x 4.7"	24.1 x 14cm 9.5 x 5.5"	24.1 x 14cm 9.5 x 5.5"
<b>FLOTATION RING/EYE INSIDE CHEM-EYE</b>	■ --*	■ --*	■ ---	■ ---
<b>HANDLE/FASTEX BELT BELT LOOP LASH TAB</b>	-- ■ --	-- ■ --	- ■ ---	- ■ ---
<b>CLOSURE BASE ROPE EYE(S)/GROMMET(S)</b>	toggle-cord ■ x2	toggle-cord ■ x2	toggle-cord ■ x2	toggle-cord ■ x2
<b>BAG MATERIALS REFLECTIVE</b>	nylon ■ SOLAS	nylon ■ SOLAS	Cordura® nylon ■	Cordura® nylon ■
<b>OTHER BAG COLOURS USE ROPE WITH CAM-HARDWARE NOTES</b>	BAG ONLY 38mm web belt. *Luminous strip	BAG ONLY Quick-Release Waist instead of simple web belt. *Luminous strip	BW Suregrip	◆ NFA BW Suregrip
<b>WEBSITE</b>	bigwater.com.au	bigwater.com.au	bluewaterropes.com	bluewaterropes.com

# WATER RESCUE THROW BAGS

					
<b>BIGWATER</b>	<b>BIGWATER</b>	<b>BIGWATER</b>	<b>BIGWATER</b>	<b>BIGWATER</b>	<b>BIGWATER</b>
<b>Boat Rescue 20</b> BB09CCB220	<b>Waist Rescue 20</b> 0085247B20	<b>Large Waist 15-20</b> 93B0134D20	<b>QR Waist 15-20</b> 6E45334720	<b>Compact 20</b> 9F86FBE9	<b>Boat Waist Rescue 20</b> BB09CCB2 0085247B
					
£47 A\$95 \$62 €54	£50 A\$100 \$65 €56	£51 A\$103 \$67 €58	£68 A\$138 \$89 €78	£23 A\$45 \$29 €26	£24 A\$47 \$31 €27
20m/66'	20m/66'	20m/66'	20m/66'	20m/66'	20m/66'
9mm 5/16" PP/PP DB 7.5kN	8mm 5/16" PP/PP DB 7.5kN	9mm 3/8" PP 13kN	9mm 3/8" PP 13kN	8mm 5/16"	8mm 5/16"
650g 1.43lb	670g 1.43lb	850g 1.87lb	850g 1.87lb	75g 2.65oz	100135g 3.54.76oz
26 x 11cm 10.2 x 4.3"	26 x 11cm 10.2 x 4.3"	30 x 12cm 11.8 x 4.7"	30 x 12cm 11.8 x 4.7"	20 x 10cm 7.9 x 4"	26 x 11cm 10.2 x 4.3"
					
toggle-cord ■ x2	toggle-cord ■ x2	toggle-cord ■ x2	toggle-cord ■ x2	toggle-cord ■ x2	toggle-cord ■ x2
nylon ■	nylon ■	nylon ■ SOLAS	nylon ■ SOLAS	nylon ■	nylon ■
		NFPA-rope. 38mm web belt. *Luminous strip	NFPA-rope. Quick-Release Waist instead of simple web belt. *Luminous strip	<b>BAG ONLY</b> ■	<b>BAG ONLY</b> ■ Boat= as Waist except top handle rather than waist belt
bigwater.com.au	bigwater.com.au	bigwater.com.au	bigwater.com.au	bigwater.com.au	bigwater.com.au
					
<b>BLUEWATER</b>	<b>BLUEWATER</b>	<b>CMC</b>	<b>CMC</b>	<b>CMC</b>	<b>CMC</b>
<b>Throwbag 1/4 Lg 22</b> 598607	<b>Throwbag 3/8 Lg 22</b> 598607	<b>EZ-Stuff s 15</b> 433574	<b>SRT Bag 15</b> 291275	<b>SRT Bag 23</b> 291250	<b>SRT Bag 30</b> 291100
					
£62 \$81 €70	£107 \$140 €121	£108 \$142 €122	£97 \$127 €110	£125 \$165 €143	£158 \$208 €180
22m/75'	22m/75'	15m/50'	15m/50'	23m/75'	30m/100'
6.5mm 1/4" PP 4.4kN	9.5mm 3/8" PA/Dyn 22kN	7.5mm 3/4" PP/Dyn 15kN	9.5mm 3/8" PA/PP 13kN	9.5mm 3/8" PA/PP 13kN	9.5mm 3/8" PA/PP 13kN
1.1kg 2.5lb	1.1kg 2.5lb	567g 1.4lb	907g 2lb	1.4kg 3.1lb	1.7kg 3.74lb
33 x 16.5cm 13 x 6.5"	33 x 16.5cm 13 x 6.5"	22 x 15.2cm 8.5 x 6"	25 x 15.2cm 10 x 6"	33 x 18cm 13 x 7"	39 x 17cm 15.5 x 6.5"
					
toggle-cord ■ x2	toggle-cord ■ x2	toggled cord *	toggled cord ■	toggled cord ■	toggled cord ■
Cordura® nylon ■	Cordura® nylon ■	Cordura® nylon ■	Packcloth ■	Packcloth ■	PP Mesh ■
BW Suregrip	◆ NFPA BW Suregrip	* side-mounted grommet ◆ CMC NFPA Throwline 3-Sigma MBS. BAG-ONLY \$43	◆ CMC SRT Throwline 3-Sigma MBS	◆ CMC SRT Throwline 3-Sigma MBS	◆ CMC SRT Throwline 3-Sigma MBS
bluewaterropes.com	bluewaterropes.com	cmcpro.com	cmcpro.com	cmcpro.com	cmcpro.com

<p><b>Images NOT to Scale</b>                  £\$€ any price in 'burnt-orange' is a <b>Currency conversion only</b>-exc shipping, duties,taxes etc. Prices in <b>GREEN</b> are for the <b>bag &amp; Rope</b>                  ●●●●●=Partial feature or OK but not ideal                  □□□□□= Option                  HANDLE= ADDITIONAL to rope loop                  FASTEX=web with side-squeeze clip as handle/attach                  PA= Nylon PES = Polyester PP=Polypropylene                  HMPE/PE= High Modulus Polyethylene / Dyneema                  DB= Double Braid/braided core &amp; sheath.                  HB = Hollow Braid KM=Kernmantle                  CHEM-EYE= Chemical/Lightstick attachment eyes                  CAM-HARDWARE Majority of PP rope not suitable for use with camming hardware like descenders &amp; grabs</p>					
	<b>MANUFACTURER</b>	CMC	CMC	CMC	CMC
	<b>MODEL</b> size (metres) <b>VARIANT</b>	NFA Bag 15 291750	NFA Bag 23 291775	Redi-Line Bag 15 291350	Redi-Line Bag 23 291375
	<b>ORIGIN</b>				
	<b>COST</b> (inc Tax/VAT) <b>BAG ONLY</b> (in black) Currency conversion only inc ROPE (in green)	£99 \$130 €112	£132 \$173 €150	£77 \$102 €89	£93 \$122 €106
	<b>ROPE CAPACITY</b>	15m/50'	23m/75'	15m/50'	23m/75'
	<b>ROPE DIA TYPE</b> if sold as set- sheath/core	7.5mm 19/64" PP/Dyn 15kN	7.5mm 19/64" PP/Dyn 15kN	11mm 7/16" PP HB 10kN	11mm 7/16" PP HB 10kN
	<b>WEIGHT</b> with specified rope <b>BAG ONLY</b>	539g 1.2lb	765g 1.7lb	822g 1.8oz	1.2kg 2.64lb
	<b>DIMENSIONS</b>	20 x 15.2cm 8 x 6"	25 x 15.2cm 10 x 6"	25 x 15.2cm 10 x 6"	33 x 18cm 13 x 7"
	<b>FLOTATION RING/EYE INSIDE</b> CHEM-EYE				
	<b>HANDLE/FASTEX BELT BELT LOOP LASH TAB</b>				
	<b>CLOSURE</b> BASE ROPE EYE(S)/GROMMET(S)	toggleed cord 	toggleed cord 	toggleed cord 	toggleed cord 
	<b>BAG MATERIALS</b> REFLECTIVE	Packcloth 	Packcloth 	Packcloth 	Packcloth 
	<b>OTHER BAG COLOURS</b> USE ROPE WITH CAM-HARDWARE 	◆ CMC NFA Throwline 3-Sigma MBS	◆ CMC NFA Throwline 3-Sigma MBS	CMC Redi-Line	CMC Redi-Line
	<b>WEBSITE</b>	cmcpro.com	cmcpro.com	cmcpro.com	cmcpro.com
<p><b>Images NOT to Scale</b>                  £\$€ any price in 'burnt-orange' is a <b>Currency conversion only</b>-exc shipping, duties,taxes etc. Prices in <b>GREEN</b> are for the <b>bag &amp; Rope</b>                  ●●●●●=Partial feature or OK but not ideal                  □□□□□= Option                  HANDLE= ADDITIONAL to rope loop                  FASTEX=web with side-squeeze clip as handle/attach                  PA= Nylon PES = Polyester PP=Polypropylene                  HMPE/PE= High Modulus Polyethylene / Dyneema                  DB= Double Braid/braided core &amp; sheath.                  HB = Hollow Braid KM=Kernmantle                  CHEM-EYE= Chemical/Lightstick attachment eyes                  CAM-HARDWARE Majority of PP rope not suitable for use with camming hardware like descenders &amp; grabs</p>					
	<b>MANUFACTURER</b>	FORCE 6	FORCE 6	FORCE 6	FOX 40
	<b>MODEL</b> size (metres) <b>VARIANT</b>	Compact 23 B10x	Standard 23 B120 & B130	Pro NFA 23 B125	Rescue Throwbag 15 7907-0102
	<b>ORIGIN</b>				
	<b>COST</b> (inc Tax/VAT) <b>BAG ONLY</b> (in black) Currency conversion only inc ROPE (in green)	£49 \$63 €56	£58 \$75 €67	£124 \$160 €141	£14 \$30 €26
	<b>ROPE CAPACITY</b>	23m/75'	23m/75'	23m/75'	15m/50'
	<b>ROPE DIA TYPE</b> if sold as set- sheath/core	6mm 1/4" PP 4.5kN	9mm 3/8" PP 8.5kN	9.5mm 3/8" PA/PP 14.6kN	9.5mm 3/8" PP/PP 3.2kN
	<b>WEIGHT</b> with specified rope <b>BAG ONLY</b>	482kg 17oz	1.06kg 2.3lb	1.1kg 2.45lb	341g 12oz
	<b>DIMENSIONS</b>	25.4 x 14cm 10 x 5.5"	30.5 x 20.3cm 12 x 8"	30.5 x 20.3cm 12 x 8"	~25 x 10cm ~10 x 4"
	<b>FLOTATION RING/EYE INSIDE</b> CHEM-EYE				
	<b>HANDLE/FASTEX BELT BELT LOOP LASH TAB</b>				
	<b>CLOSURE</b> BASE ROPE EYE(S)/GROMMET(S)	toggleed cord 	toggleed cord 	toggleed cord 	toggleed cord 
	<b>BAG MATERIALS</b> REFLECTIVE	500D nylon 	500D nylon 	500D nylon/mesh 	Nylon
	<b>OTHER BAG COLOURS</b> USE ROPE WITH CAM-HARDWARE 	 Bag will rotate so lights are uppermost in water	 Bag will rotate so lights are uppermost in water	 Sterling Grabline twin lightstick mounts. Bag will rotate so lights are uppermost in water	
	<b>WEBSITE</b>	force6.com	force6.com	force6.com	fox40world.com

# WATER RESCUE THROW BAGS

					
<b>CMC</b>	<b>CMC</b>	<b>CMC</b>	<b>FORCE 6</b>	<b>FORCE 6</b>	<b>FORCE 6</b>
<b>Throw Bag S 15</b> 433135	<b>Throw Bag M 23</b> 433150	<b>Throw Bag L 30</b> 433175	<b>Mini Dart 15</b> B205	<b>Dart 15</b> B20x	<b>K2 23</b> B150 & B140
					
£26 \$34 €30	£26 \$35 €30	£31 \$41 €36	£34 \$44 €39	£55 \$70 €62	£39 \$50 €45
15m/50'	23m/75'	30m/100'	15m/70'	21m/70'	23m/75'
8mm 5/16"	8mm 5/16"	8mm 5/16"	6mm 1/4" PP 4.67kN	6mm 1/4" PP 4.67kN	9mm 3/8" PP 5.3kN
106g 3.7oz	117g 4.3oz	150g 5.3oz	250g 8.8oz	470g 1.04lb	966g 2.12lb
20 x 15.2cm 8 x 6"	25 x 15.2cm 10 x 6"	33 x 17cm 13 x 7"	20.3 x 14cm 8 x 5.5"	28 x 15.2 x 7.6cm 11 x 6 x 3"	33 x 15.2cm 13 x 6"
					
Velcro	Velcro	Velcro	Press-Stud + Zip  x2	Press-Stud + Zip	toggle cord 
Packcloth 	Packcloth 	Packcloth 	600D nylon 	600D nylon 	600D Polyester 
<b>BAG ONLY</b>	<b>BAG ONLY</b>	<b>BAG ONLY</b>	Weight forward design makes Dart fly like a football	 Weight forward design makes Dart fly like a football	
cmcpro.com	cmcpro.com	cmcpro.com	force6.com	force6.com	force6.com























































## Oceanid™

WATER RESCUE CRAFT





































RDC@Oceanid.com  
(208) 322-3600




























































<p><b>Images NOT to Scale</b>                  £\$€ any price in 'burnt-orange' is a <b>Currency conversion only</b>-exc shipping, duties,taxes etc. Prices in <b>GREEN</b> are for the <b>bag &amp; Rope</b>                  ●●●●●=Partial feature or OK but not ideal                  □□□□□= Option                  HANDLE= ADDITIONAL to rope loop                  FASTEX=web with side-squeeze clip as handle/attach                  PA= Nylon PES = Polyester PP=Polypropylene                  HMPE/PE= High Modulus Polyethylene / Dyneema                  DB= Double Braid/braided core &amp; sheath.                  HB = Hollow Braid KM=Kernmantle                  CHEM-EYE= Chemical/Lightstick attachment eyes                  CAM-HARDWARE Majority of PP rope not suitable for use with camming hardware like descenders &amp; grabs</p>				
<b>MANUFACTURER</b>	<b>FOX 40</b>	<b>HIKO</b>	<b>HIKO</b>	<b>HIKO</b>
<b>MODEL</b> size (metres) <b>VARIANT</b>	<b>Rescue Throwbag 27</b> 7909-0302	<b>Falcon 10</b> 71601_ONE	<b>Falcon 15</b> 71611_ONE	<b>Hawk 10</b> 71301_ONE
<b>ORIGIN</b>				
<b>COST</b> (inc Tax/VAT) <b>BAG ONLY</b> (in black) Currency conversion only inc <b>ROPE</b> (in green)	£20 \$38 €33	£53 \$70 €58	£58 \$77 €64	£56 \$74 €62
<b>ROPE CAPACITY</b>	27m/90'	10m/33'	15m/50'	10m/33'
<b>ROPE DIA TYPE</b> if sold as set- sheath/core	9.5mm 3/8" PP/PP 3.2kN	8mm 3/8" PP/PP DB 8kN	8mm 3/8" PP/PP DB 8kN	10mm 3/8" PP HB 10kN
<b>WEIGHT</b> with specified rope <b>BAG ONLY</b>	1kg 2.2lb	~420g 0.9lb	~520g 1.15lb	~530g 1.2lb
<b>DIMENSIONS</b>	~27 x 12cm ~10.6 x 4.7"	~16 x 10 x 6cm 6.3 x 4 x 2.5"	~18 x 10 x 6.3cm 7 x 4 x 2.5"	20 x 12 x 7cm 7.8 x 4.7 x 2.75"
<b>FLOTATION RING/EYE</b> INSIDE <b>CHEM-EYE</b>				
<b>HANDLE/FASTEX BELT BELT LOOP LASH TAB</b>				
<b>CLOSURE</b> <b>BASE ROPE EYE(S)/GROMMET(S)</b>	toggle cord  x2	Web/fastex  x2	Web/fastex  x2	Web/fastex  x2
<b>BAG MATERIALS</b> <b>REFLECTIVE</b>	Nylon 	Cordura 	Cordura 	Cordura 
<b>OTHER BAG COLOURS</b> <b>USE ROPE WITH CAM-HARDWARE</b> ◆ <b>NOTES</b>		Bespoke optional Waist Belt can be connected via rope loop and top-eye	Bespoke optional Waist Belt can be connected via rope loop and top-eye	Bespoke optional Waist Belt can be connected via rope loop and top-eye
<b>WEBSITE</b>	fox40world.com	hikosport.com	hikosport.com	hikosport.com
<p><b>Images NOT to Scale</b>                  £\$€ any price in 'burnt-orange' is a <b>Currency conversion only</b>-exc shipping, duties,taxes etc. Prices in <b>GREEN</b> are for the <b>bag &amp; Rope</b>                  ●●●●●=Partial feature or OK but not ideal                  □□□□□= Option                  HANDLE= ADDITIONAL to rope loop                  FASTEX=web with side-squeeze clip as handle/attach                  PA= Nylon PES = Polyester PP=Polypropylene                  HMPE/PE= High Modulus Polyethylene / Dyneema                  DB= Double Braid/braided core &amp; sheath.                  HB = Hollow Braid KM=Kernmantle                  CHEM-EYE= Chemical/Lightstick attachment eyes                  CAM-HARDWARE Majority of PP rope not suitable for use with camming hardware like descenders &amp; grabs</p>				
<b>MANUFACTURER</b>	<b>HIKO</b>	<b>HIKO</b>	<b>HIKO</b>	<b>HIKO</b>
<b>MODEL</b> size (metres) <b>VARIANT</b>	<b>Eagle 25</b> 71531_ONE	<b>Cone 15</b> 77400	<b>Cone 20</b> 77500	<b>Cone 15</b> 77200
<b>ORIGIN</b>				
<b>COST</b> (inc Tax/VAT) <b>BAG ONLY</b> (in black) Currency conversion only inc <b>ROPE</b> (in green)	£72 \$95 €84	£42 \$55 €46	£49 \$65 €54	£52 \$69 €57
<b>ROPE CAPACITY</b>	25m/82'	15m/50'	20m/65'	15m/50'
<b>ROPE DIA TYPE</b> if sold as set- sheath/core	10mm 3/8" PP DB 10kN	8mm 5/8" PP 8kN	8mm 5/8" PP 8kN	10mm 3/8" PP 10kN
<b>WEIGHT</b> with specified rope <b>BAG ONLY</b>	~1.1kg 2.4lb	~512g 1.1lb	~600g 1.32lb	~685g 1.51lb
<b>DIMENSIONS</b>	29 x 14 x 8cm 11.4 x 5.5 x 3.1"	26 x 11cm 10.2 x 4.3"	34 x 12cm 13.3 x 4.7"	26 x 11cm 10.2 x 4.3"
<b>FLOTATION RING/EYE</b> INSIDE <b>CHEM-EYE</b>				
<b>HANDLE/FASTEX BELT BELT LOOP LASH TAB</b>				
<b>CLOSURE</b> <b>BASE ROPE EYE(S)/GROMMET(S)</b>	Web/fastex  x2	toggle-cord 	toggle-cord 	toggle-cord 
<b>BAG MATERIALS</b> <b>REFLECTIVE</b>	Cordura 	Cordura 	Cordura 	Cordura 
<b>OTHER BAG COLOURS</b> <b>USE ROPE WITH CAM-HARDWARE</b> ◆ <b>NOTES</b>	Cone shaped top for easier restuffing	Cone shaped top for easier restuffing. Eyes for clipping connector through bag & rope loop	Cone shaped top for easier restuffing. Eyes for clipping connector through bag & rope loop	Cone shaped top for easier restuffing. Eyes for clipping connector through bag & rope loop
<b>WEBSITE</b>	hikosport.com	hikosport.com	hikosport.com	hikosport.com

# WATER RESCUE THROW BAGS

					
<b>HIKO</b>	<b>HIKO</b>	<b>HIKO</b>	<b>HIKO</b>	<b>HIKO</b>	<b>HIKO</b>
<b>Hawk 15</b> 71311_ONE	<b>Hawk 20</b> 71321_ONE	<b>Hawk 25</b> 71331_ONE	<b>Eagle 10</b> 71501_ONE	<b>Eagle 15</b> 71511_ONE	<b>Eagle 20</b> 71521_ONE
					
£62 \$82 €68	£67 \$88 €74	£72 \$95 €80	£60 \$79 €66	£65 \$86 €72	£71 \$94 €78
15m/50'	20m/65'	25m/82'	10m/33'	15m/50'	20m/65'
10mm >3/8" PP HB 10kN	10mm >3/8" PP HB 00kN	10mm >3/8" PP HB 10kN	10mm >3/8" PP DB 10kN	10mm >3/8" PP DB 10kN	10mm >3/8" PP DB 10kN
~580g 1.3lb	~620g 1.4lb	~750g 1.65lb	~550g 1.1lb	~600g 1.3lb	~810kg 1.8lb
24 x 12 x 7cm 9.4 x 4.7 x 2.75"	26 x 14 x 8cm 10.2 x 5.5 x 3.1"	29 x 14 x 8cm 11.4 x 5.5 x 3.1"	20 x 12 x 7cm 7.8 x 4.7 x 2.75"	24 x 12 x 7cm 9.4 x 4.7 x 2.75"	26 x 14 x 8cm 10.2 x 5.5 x 3.1"
					
--□■-	--□■-	--□■-	--□■-	--□■-	--□■-
Web/fastex ■ x2	Web/fastex ■ x2	Web/fastex ■ x2	Web/fastex ■ x2	Web/fastex ■ x2	Web/fastex ■ x2
Cordura ■	Cordura ■	Cordura ■	Cordura ■	Cordura ■	Cordura ■
Spoke optional Waist Belt can be connected via rope loop and top-eye	Belt not included	Bespoke optional Waist Belt can be connected via rope loop and top-eye	Bespoke optional Waist Belt can be connected via rope loop and top-eye	Bespoke optional Waist Belt can be connected via rope loop and top-eye	Bespoke optional Waist Belt can be connected via rope loop and top-eye
hikosport.com	hikosport.com	hikosport.com	hikosport.com	hikosport.com	hikosport.com
					
<b>HIKO</b>	<b>HIKO</b>	<b>HIKO</b>	<b>HIKO</b>	<b>HIKO</b>	<b>HIKO</b>
<b>Cone 20</b> 77300	<b>Throw 10</b> 77602	<b>Throw 15</b> 73400	<b>Throw 20</b> 73400	<b>Throw 25</b> 73400	<b>Proof 20</b> 73400
					
£59 \$78 €65	£32 \$42 €35	£36 \$48 €40	£42 \$55 €46	£49 \$65 €54	£51 \$67 €56
20m/65'	10m/33'	15m/50'	20m/65'	25m/82'	20m/66'
10mm >3/8" PP 10kN	8mm 3/8" PP 8kN	8mm 3/8" PP 8kN	8mm 3/8" PP 8kN	8mm 3/8" PP 8kN	10mm >3/8" PP 10kN
~800g 1.76lb	~400g 14oz	~500g 1.1lb	~600g 1.30lb	1.1kg 2.4lb	~950g 2.1lb
34 x 12cm 13.3 x 4.7"	~17 x 10cm 6.7 x 4"	~19 x 11cm 7.5 x 4.3"	~21 x 11cm 6.3 x 4.3"	~22 x 11cm 8.7 x 4.3"	~30 x 12cm 11.8 x 4.7"
					
--□■-	--□■-	--□■-	--□■-	--□■-	--□■-
toggle-cord ■	toggle-cord ■	toggle-cord ■	toggle-cord ■	toggle-cord ■	toggle-cord ■ x2
Cordura ■	Cordura ■	Cordura ■	Cordura ■	Cordura ■	Cordura ■
Cone shaped top for easier stuffing. Eyes for clipping connector through bag & rope loop	Cone shaped top for easier restuffing	Cone shaped top for easier restuffing	Cone shaped top for easier restuffing	Cone shaped top for easier restuffing	Cone shaped top for easier restuffing
hikosport.com	hikosport.com	hikosport.com	hikosport.com	hikosport.com	hikosport.com

<p><b>Images NOT to Scale</b>                  £\$€ any price in 'burnt-orange' is a <b>Currency conversion only</b>-exc shipping, duties,taxes etc. Prices in <b>GREEN</b> are for the <b>bag &amp; Rope</b>                  ●●●●●=Partial feature or OK but not ideal                  □□□□□= Option                  HANDLE= ADDITIONAL to rope loop                  FASTEX=web with side-squeeze clip as handle/attach                  PA= Nylon PES = Polyester PP=Polypropylene                  HMPE/PE= High Modulus Polyethylene / Dyneema                  DB= Double Braid/braided core &amp; sheath.                  HB = Hollow Braid KM=Kernmantle                  CHEM-EYE= Chemical/Lightstick attachment eyes                  CAM-HARDWARE Majority of PP rope not suitable for use with camming hardware like descenders &amp; grabs</p>				
<b>MANUFACTURER</b>	<b>HIKO</b>	<b>HIKO</b>	<b>IONIC RESCUE</b>	<b>IONIC RESCUE</b>
<b>MODEL</b> size (metres) <b>VARIANT</b>	<b>Waist 15</b> 73400	<b>Waist 20</b> 73400	<b>Throwline 15</b> SAF62001	<b>Throwline 15</b> SAF62031
<b>ORIGIN</b>				
<b>COST</b> (inc Tax/VAT) <b>BAG ONLY</b> (in black) <b>Currency conversion only inc ROPE</b> (in green)	£73 \$95 €81	£82 \$108 €91	£35 \$46 €40	£35 \$46 €40
<b>ROPE CAPACITY</b>	15m/50'	20m/65'	15m/50'	15m/50'
<b>ROPE DIA TYPE</b> if sold as <b>set- sheath/core</b>	10mm >3/8" PP 10kN	10mm >3/8" PP 10kN	10mm >3/8" PP 10kN	10mm >3/8" PP Dyneema 20kN
<b>WEIGHT</b> with specified rope <b>BAG ONLY</b>	~1.3kg 2.9lb	~1.5kg 3.3lb	700g 1.54lb	500g 1.1lb
<b>DIMENSIONS</b>	~25 x 10 cm 10 x 4"	~25 x 10 cm 10 x 4"	~27 x 11cm 10.6 x 4.3"	~27 x 11cm 10.6 x 4.3"
<b>FLOTATION RING/EYE INSIDE</b> <b>CHEM-EYE</b>				
<b>HANDLE/FASTEX BELT BELT LOOP LASH TAB</b>				
<b>CLOSURE</b> <b>BASE ROPE EYE(S)/GROMMET(S)</b>	toggle-cord  x2	toggle-cord  x2	toggle-cord  x2	toggle-cord 
<b>BAG MATERIALS</b> <b>REFLECTIVE</b>	Cordura 	Cordura 	600D nylon 	600D nylon 
<b>OTHER BAG COLOURS</b> <b>USE ROPE WITH CAM-HARDWARE</b> ◆ <b>NOTES</b>	Cone shaped top for easier restuffing	Cone shaped top for easier restuffing	-	NFPA rope/kit
<b>WEBSITE</b>	hikosport.com	hikosport.com	ionicrescue.com	ionicrescue.com
<p><b>Images NOT to Scale</b>                  £\$€ any price in 'burnt-orange' is a <b>Currency conversion only</b>-exc shipping, duties,taxes etc. Prices in <b>GREEN</b> are for the <b>bag &amp; Rope</b>                  ●●●●●=Partial feature or OK but not ideal                  □□□□□= Option                  HANDLE= ADDITIONAL to rope loop                  FASTEX=web with side-squeeze clip as handle/attach                  PA= Nylon PES = Polyester PP=Polypropylene                  HMPE/PE= High Modulus Polyethylene / Dyneema                  DB= Double Braid/braided core &amp; sheath.                  HB = Hollow Braid KM=Kernmantle                  CHEM-EYE= Chemical/Lightstick attachment eyes                  CAM-HARDWARE Majority of PP rope not suitable for use with camming hardware like descenders &amp; grabs</p>				
<b>MANUFACTURER</b>	<b>KENT SAFETY</b>	<b>LEHMAR/MARSARS</b>	<b>LEHMAR/MARSARS</b>	<b>LEHMAR/MARSARS</b>
<b>MODEL</b> size (metres) <b>VARIANT</b>	<b>Rescue Throwbag 30</b> 152800-300-100-13	<b>2nd Chance LED 15</b> B50 B50L	<b>2nd Chance LED 22</b> B75 B75L	<b>2nd Chance LED 27</b> B90 B90L
<b>ORIGIN</b>				
<b>COST</b> (inc Tax/VAT) <b>BAG ONLY</b> (in black) <b>Currency conversion only inc ROPE</b> (in green)	£53 \$70 €60	£53 \$70 €60	£95 \$125 €108	£103 \$135 €117
<b>ROPE CAPACITY</b>	30m/100'	15m/50'	22m/75'	27m/90'
<b>ROPE DIA TYPE</b> if sold as <b>set- sheath/core</b>	9mm 3/8" PP 5kN	9.5mm PP 8.1kN	9.5mm 3/8" PP 8.1kN	9.5mm 3/8" PP 8.1kN
<b>WEIGHT</b> with specified rope <b>BAG ONLY</b>	1.2kg 2.6lb	1.1kg 2.42b	1.3kg 2.86lb	~1.45kg 3.2lb
<b>DIMENSIONS</b>	34.3 x 14cm 13.5 x 5"	29 x 14.2cm 11.4 x 5.6"	36 x 14.2cm 11.4 x 5.6"	29 x 14.2cm 11.4 x 5.6"
<b>FLOTATION RING/EYE INSIDE</b> <b>CHEM-EYE</b>				
<b>HANDLE/FASTEX BELT BELT LOOP LASH TAB</b>				
<b>CLOSURE</b> <b>BASE ROPE EYE(S)/GROMMET(S)</b>	toggled cord 	toggled cord 	toggled cord 	toggled cord 
<b>BAG MATERIALS</b> <b>REFLECTIVE</b>	600D coated Poly 	Nylon -	Nylon -	Nylon -
<b>OTHER BAG COLOURS</b> <b>USE ROPE WITH CAM-HARDWARE</b> ◆ <b>NOTES</b>		Includes a 'Wiffle' ball to enable a second throw without repacking the rope. LED=embedded 200hr light	Includes a 'Wiffle' ball to enable a second throw without repacking the rope. LED=embedded 200hr light	Includes a 'Wiffle' ball to enable a second throw without repacking the rope. LED=embedded 200hr light
<b>WEBSITE</b>	kentsafetyproducts.com	lehmar.de marsars.com	lehmar.de marsars.com	lehmar.de marsars.com

















# WATER RESCUE THROW BAGS

					
<b>IONIC RESCUE</b>	<b>IONIC RESCUE</b>	<b>IONIC RESCUE</b>	<b>IONIC RESCUE</b>	<b>KENT SAFETY</b>	<b>KENT SAFETY</b>
<b>Throwline 18</b> SAF62026	<b>Throwline 20</b> SAF62001	<b>Throwline 22</b> SAF62032	<b>Throwline 25</b> SAF62035	<b>Rescue Throwbag 15</b> 152800-300-050-13	<b>Rescue Throwbag 22</b> 152800-300-075-13
					
£28 \$37 €32	£39 \$51 €44	£55 \$72 €63	£43 \$57 €49	£46 \$60 €52	£49 \$65 €56
18m/60'	20m/65'	22m/75'	25m/82'	15m/50'	22m/75'
10mm >3/8" PP 10kN	10mm >3/8" PP 10kN	10mm >3/8" PP Dyneema 20kN	10mm >3/8" PP 10kN	9mm 3/8" PP 5kN	9mm 3/8" PP 5kN
600g 1.3lb	900g 2lb	1.4kg 3.1lb	1.1kg 2.42lb	730g 1.6lb	910g 2lb
~35 x 11cm 13.8 x 4.3"	~35 x 11cm 13.8 x 4.3"	~38 x 11cm 15 x 4.3"	~38 x 11cm 15 x 4.3"	24.1 x 12.7cm 9.5 x 5"	28 x 12.7cm 11 x 5"
					
toggle-cord  x2	toggle-cord  x2	toggle-cord  x2	toggle-cord  x2	toggle-cord 	toggle-cord 
600D nylon 	600D nylon 	600D nylon 	600D nylon 	600D coated Poly 	600D coated Poly 
-	-	NFPA rope/kit	-	-	-
ionicrescue.com	ionicrescue.com	ionicrescue.com	ionicrescue.com	kentsafetyproducts.com	kentsafetyproducts.com
					
<b>HMAR/MARSARS</b>	<b>LIFE SAVING SYSTEMS</b>	<b>MUSTANG</b>	<b>MUSTANG</b>	<b>NORTH WATER</b>	<b>NORTH WATER</b>
<b>End Chance LED 33</b> B110 B110L	<b>237-P (USCG) 23</b> NSN: 4220-01-483-1921	<b>Pro ThrowBag 23</b> MRD175	<b>Std ThrowBag 23</b> MRD075	<b>Micro 15</b> 10TB-99x	<b>Regulation 15</b> 10TB-36x
					
£110 \$145 €125	£117 \$155 €134	£44 \$97 €80	£55 \$74 €63	£29 \$38 €32	£38 \$50 €44
33m/110'	23m/75'	23m/75'	23m/75'	15m/50'	15m/50'
9.5mm 3/8" PP 8.1kN	11mm 7/16" PP/PP 10kN	9.5mm 3/8" PP/PA 9.1kN	9mm 3/8" PP 8.6kN	6mm 1/4" PP 3.6kN	6mm 1/4" PP 3.6kN
~1.6kg 3.5lb	1.6kg 3.5lb	~1kg 2.2lb	~800g 1.76lb	60g 300g 2.1oz	60g 400g 2.1oz
29 x 14.2cm 11.4 x 5.6"	~34 x 15.2cm ~13 x 6"	28 x 14cm 11 x 5.5"	35 x 13 x 13cm 13.8 x 5.1 x 5.1"	20 x 15cm 8 x 6"	24 x 15 x 6.3cm 9.5 x 6 x 2.5"
					
toggle-cord 	Web/press-stud 	toggle-cord 	toggle-cord 	toggle-cord +web  x2	toggle-cord+web  x2
Nylon 	Polyester 	Cordura® nylon 	Cordura® nylon 	420/500D r-s nylon & mesh 	420/500D rip-stop nylon 
Includes a 'Wiffle' ball to enable a second throw without repacking the rope. LED=embedded 200hr light (pic shown)	Updated USCG issue throwbag. Side webbing (with fast-clip buckle) runs the length of the bag.	Accepts APALS mini strobe in bag. NB: Mustang UK quoted price seems to be too low compared to US price.	Prices for both Mustang bags seem to vary markedly - often only listed on US sites	fastex-style clip doubles as a pealesse whistle	fastex-style clip doubles as a pealesse whistle. Rope Red or yellow
hmar.de marsars.com	lifesavingsystems.com	mustangsurvival.com	mustangsurvival.com	northwater.com	northwater.com

<p><b>Images NOT to Scale</b>                  £\$€ any price in 'burnt-orange' is a <b>Currency conversion only</b>-exc shipping, duties,taxes etc.                  Prices in <b>GREEN</b> are for the <b>bag &amp; Rope</b>                  ●●●●●●●● =Partial feature or OK but not ideal                  □□□□□□ = Option                  HANDLE= ADDITIONAL to rope loop                  FASTEX=web with side-squeeze clip as handle/attach                  PA= Nylon PES = Polyester PP=Polypropylene                  HMPE/PE= High Modulus Polyethylene / Dyneema                  DB= Double Braid/braided core &amp; sheath.                  HB = Hollow Braid KM=Kernmantle                  CHEM-EYE= Chemical/Lightstick attachment eyes                  CAM-HARDWARE Majority of PP rope not suitable for use with camming hardware like descenders &amp; grabs</p>					
	<b>MANUFACTURER</b>	<b>NORTH WATER</b>	<b>NORTH WATER</b>	<b>NORTH WATER</b>	<b>NORTH WATER</b>
	<b>MODEL</b> size (metres) <b>VARIANT</b>	<b>Wedge 800 sm 21</b> 10TB-30a	<b>Wedge 1800 Lg 21</b> 10TB-16	<b>Wedge 2350 sm 18</b> 10TB-30aa	<b>Wedge 2350 Lg 30</b> 10TB-16b
	<b>ORIGIN</b>				
	<b>COST</b> (inc Tax/VAT) <b>BAG ONLY</b> (in black) Currency conversion only <b>inc ROPE</b> (in green)	£52 \$68 €58	£74 \$98 €83	£98 \$129 €111	£138 \$183 €157
	<b>ROPE CAPACITY</b>	21m/70'	21m/70'	18m/60'	30.2m/100'
	<b>ROPE DIA TYPE</b> if sold as <b>set- sheath/core</b>	6mm/¼" PP 3.6kN	9mm/⅜" PP 8kN	6mm/¼" PES/HMPE 10kN	6mm/¼" PES/HMPE 10kN
	<b>WEIGHT</b> with specified rope <b>BAG ONLY</b>	80g 500g 2.8oz	100g 900g 3.5oz	80g 500g 2.8oz	100g 900g 3.5oz
	<b>DIMENSIONS</b>	26 x 15 x 6.3cm 10.25 x 6 x 2.5"	32 x 18 x 6.4cm 12.5 x 7 x 2.5"	26 x 15 x 6.33cm 10.25 x 6 x 2.5"	32 x 18 x 6.4cm 12.5 x 7 x 2.5"
	<b>FLOTATION RING/EYE INSIDE CHEM-EYE</b>	■ ---	■ ---	■ ---	■ ---
	<b>HANDLE/FASTEX BELT BELT LOOP LASH TAB</b>	■ ■ ■ ■ -	■ ■ ■ ■ -	■ ■ ■ ■ -	■ ■ ■ ■ -
	<b>CLOSURE</b> <b>BASE ROPE EYE(S)/GROMMET(S)</b>	toggle-cord +web ■	toggle-cord +web ■	toggle-cord +web ■	toggle-cord +web ■
	<b>BAG MATERIALS</b> <b>REFLECTIVE</b>	420/500D rip-stop nylon	420/500D rip-stop nylon	420/500D rip-stop nylon	420/500D rip-stop nylon
<b>OTHER BAG COLOURS</b> <b>USE ROPE WITH CAM-HARDWARE</b> ◆ <b>NOTES</b>	fastex-style clip doubles as a pealless whistle	fastex-style clip doubles as a pealless whistle	fastex-style clip doubles as a pealless whistle. Spectra-X= Polyester/HMPE KM	fastex-style clip doubles as a pealless whistle. Spectra-X= Polyester/HMPE KM	
<b>WEBSITE</b>	northwater.com	northwater.com	northwater.com	northwater.com	
<p><b>Images NOT to Scale</b>                  £\$€ any price in 'burnt-orange' is a <b>Currency conversion only</b>-exc shipping, duties,taxes etc.                  Prices in <b>GREEN</b> are for the <b>bag &amp; Rope</b>                  ●●●●●●●● =Partial feature or OK but not ideal                  □□□□□□ = Option                  HANDLE= ADDITIONAL to rope loop                  FASTEX=web with side-squeeze clip as handle/attach                  PA= Nylon PES = Polyester PP=Polypropylene                  HMPE/PE= High Modulus Polyethylene / Dyneema                  DB= Double Braid/braided core &amp; sheath.                  HB = Hollow Braid KM=Kernmantle                  CHEM-EYE= Chemical/Lightstick attachment eyes                  CAM-HARDWARE Majority of PP rope not suitable for use with camming hardware like descenders &amp; grabs</p>					
	<b>MANUFACTURER</b>	<b>NORTH WATER</b>	<b>NORTH WATER</b>	<b>NORTH WATER</b>	<b>NRS</b>
	<b>MODEL</b> size (metres) <b>VARIANT</b>	<b>Pro 2200sm 21</b> 10TB- 87	<b>Pro 2200 lg 35</b> 10TB-89	<b>Pro 4400 lg 23</b> 10TB-88	<b>Wedge 16</b> 45105.xx
	<b>ORIGIN</b>				
	<b>COST</b> (inc Tax/VAT) <b>BAG ONLY</b> (in black) Currency conversion only <b>inc ROPE</b> (in green)	£80 \$107 €91	£127 \$167 €145	£108 \$144 €123	£50 \$65 €56
	<b>ROPE CAPACITY</b>	23m/75'	35m/115'	235m/75'	16.75m/55'
	<b>ROPE DIA TYPE</b> if sold as <b>set- sheath/core</b>	6mm/¼" PP/Spectra 10kN	6mm/¼" PP/Spectra 10kN	9mm/⅝" PP/Spectra 20kN	6mm/¼" PP 4.2kN
	<b>WEIGHT</b> with specified rope <b>BAG ONLY</b>	660g 1.5lb	1kg 2.2lb	1.1kg 2.4lb	410g 15oz
	<b>DIMENSIONS</b>	26.7 x 14 x 10cm 10.5 x 5.5 x 4"	34.3 x18 x 11.4cm 13.5 x 7 x 4.5"	34.3 x18 x 11.4cm 13.5 x 7 x 4.5"	23 x 14cm 9 x 5.5"
	<b>FLOTATION RING/EYE INSIDE CHEM-EYE</b>	■ -- ■	■ -- ■	■ -- ■	■ --
	<b>HANDLE/FASTEX BELT BELT LOOP LASH TAB</b>	■ ■ ■ ■ -	■ ■ ■ ■ -	■ ■ ■ ■ -	■ ■ ---
	<b>CLOSURE</b> <b>BASE ROPE EYE(S)/GROMMET(S)</b>	toggle-cord +web ■ x2	toggle-cord +web ■	toggle-cord +web ■	toggle-cord +web ■ x2
	<b>BAG MATERIALS</b> <b>REFLECTIVE</b>	420/500D r-s nylon & mesh ■	420/500D r-s nylon & mesh ■	420/500D r-s nylon & mesh ■	Cordura® nylon ■
<b>OTHER BAG COLOURS</b> <b>USE ROPE WITH CAM-HARDWARE</b> ◆ <b>NOTES</b>	fastex-style clip doubles as a pealless whistle. Spectra A= PP sheath & PES/ Spectra core	fastex-style clip doubles as a pealless whistle. Spectra A= PP sheath & PES/ Spectra core	fastex-style clip doubles as a pealless whistle. Spectra A= PP sheath & PES/ Spectra core	Flat profile	
<b>WEBSITE</b>	northwater.com	northwater.com	northwater.com	nrs.com	

# WATER RESCUE THROW BAGS

					
<b>NORTH WATER</b>	<b>NORTH WATER</b>	<b>NORTH WATER</b>	<b>NORTH WATER</b>	<b>NORTH WATER</b>	<b>NORTH WATER</b>
<b>Wedge 3350 Lg 18</b> 10TB-16c	<b>Pro 800sm 23</b> 10TB-85	<b>Pro 1800lg 23</b> 10TB-86	<b>Pro 2350sm 23</b> 10TB-90	<b>Pro 2350lg 35</b> 10TB-92	<b>Pro 3350lg 21</b> 10TB-91
					
£133 \$175 €151	£55 \$74 €63	£74 \$99 €85	£140 \$175 €150	£159 \$213 €182	£148 \$198 €169
18m/60'	23m/75'	23m/75'	23m/75'	35m/115'	23m/75'
6mm/¼" PES/HMPE 16kN	6mm/¼" PP 3.5kN	9mm/⅜" PP 8kN	6mm/¼" PES/HMPE 10kN	6mm/¼" PES/HMPE 10kN	9mm/⅜" PES/HMPE 16kN
100g 900g 3.5oz	665g 1.5lb	1kg 2.2lb	700g 1.54lb	1.1kg 2.4lb	1.1kg 2.4lb
32 x 18 x 6.4cm 12.5 x 7 x 2.5"	26.7 x 14 x 10cm 10.5 x 5.5 x 4"	34.3 x 18 x 11.4cm 13.5 x 7 x 4.5"	26.7 x 14 x 10cm 10.5 x 5.5 x 4"	34.3 x 18 x 11.4cm 13.5 x 7 x 4.5"	34.3 x 18 x 11.4cm 13.5 x 7 x 4.5"
					
toggle-cord +web	toggle-cord +web x2	toggle-cord +web x2	toggle-cord +web x2	toggle-cord +web x2	toggle-cord +web x2
420/500D rip-stop nylon	420/500D r-s nylon & mesh	420/500D r-s nylon & mesh	420/500D r-s nylon & mesh	420/500D r-s nylon & mesh	420/500D r-s nylon & mesh
fastex-style clip doubles as a pealless whistle. <b>Spectra-X= Polyester/HMPE KM</b>	fastex-style clip doubles as a pealless whistle.	fastex-style clip doubles as a pealless whistle	fastex-style clip doubles as a pealless whistle. <b>Spectra-X= Polyester/HMPE KM</b>	fastex-style clip doubles as a pealless whistle. <b>Spectra-X= Polyester/HMPE KM</b>	fastex-style clip doubles as a pealless whistle. <b>Spectra-X= Polyester/HMPE KM</b>
northwater.com	northwater.com	northwater.com	northwater.com	northwater.com	northwater.com
					
<b>NRS</b>	<b>NRS</b>	<b>NRS</b>	<b>NRS</b>		
<b>Guardian Wedge Waist 16</b> 45107.02	<b>Pro Guardian Wedge Waist 16</b> 45108.02	<b>Compact 21</b> 45100.xx	<b>RESCUE</b>		
			<b>SWIFTWATER RESCUE EQUIPMENT</b>		
£76 \$100 €100	£106 \$140 €125	£53 \$70 €70	Dry suits • Life Jackets • Footwear • Gloves • Helmets		
16.75m/55'	16.75m/55'	21m/70'	Rafts • Rescue hardware and more...		
6mm/¼" PP 4.2kN	6mm/¼" PP/Spectra 11.1kN	6mm/¼" PP 4.2kN	nrsrescue.com   rescue@nrs.com		
590g 1.3lb	630g 1.4lb	540g 1.15lb			
25.4 x 14cm 10 x 5.5"	24 x 14cm 9.5 x 5.5"	25.4 x 12.7cm 10 x 5"			
					
toggle-cord x2	toggle-cord x2	toggle-cord +web			
Cordura® nylon	Cordura® nylon	Cordura® nylon			
Wedge-bag integrated into a waist pack.	Wedge-bag integrated into a waist pack. Stronger <b>Ultralite</b> rope and enhanced reflective panels				
nrs.com	nrs.com	nrs.com			

<p><b>Images NOT to Scale</b>                      £\$€ any price in 'burnt-orange' is a <b>Currency conversion only</b>-exc shipping, duties,taxes etc.                      Prices in <b>GREEN</b> are for the <b>bag &amp; Rope</b>                      ●●●●●●●●●●=Partial feature or OK but not ideal                      □□□□□□□□= Option                      HANDLE= ADDITIONAL to rope loop                      FASTEX=web with side-squeeze clip as handle/attach                      PA= Nylon PES = Polyester PP=Polypropylene                      HMPE/PE= High Modulus Polyethylene / Dyneema                      DB= Double Braid/braided core &amp; sheath.                      HB = Hollow Braid KM=Kernmantle                      CHEM-EYE= Chemical/Lightstick attachment eyes                      CAM-HARDWARE Majority of PP rope not suitable for use with camming hardware like descenders &amp; grabs</p>					
	<b>MANUFACTURER</b>	NRS	NRS	NRS	NRS
	<b>MODEL</b> size (metres) <b>VARIANT</b>	<b>Pro Compact 21</b> 45101.01.100	<b>Standard 22</b> 45103.01.100	<b>Pro Rescue 22</b> 45102.01.100	<b>Pro Rescue NFPA 22</b> 45104.01.100
	<b>ORIGIN</b>				
	<b>COST</b> (inc Tax/VAT) <b>BAG ONLY</b> (in black) Currency conversion only <b>inc ROPE</b> (in green)	£114 \$150 €150	£60 \$78 €78	£189 \$250 €250	£99 \$130 €111
<b>ROPE CAPACITY</b>	21m/70'	22.8m/75'	22.8m/75'	22.8m/75'	
<b>ROPE DIA TYPE</b> if sold as <b>set- sheath/core</b>	6mm/¼" PP/Spectra 11.1kN	9mm/⅜" PP 8.45kN	9mm/⅜" PP/Spectra 23.3kN	9.5mm/⅜" PA/PP 14.6kN	
<b>WEIGHT</b> with specified rope <b>BAG ONLY</b>	545g 1.2lb	970g 2.15b	1.2kg 2.65lb	1.2kg 2.7lb	
<b>DIMENSIONS</b>	23 x 12.7cm 9 x 5"	30.5 x 15.2cm 12 x 6"	34.3 x 15.2cm 13.5 x 6"	35.6 x 15.2cm 14 x 6"	
<b>FLOTATION RING/EYE INSIDE</b> <b>CHEM-EYE</b>	■ ---	■ -- ■	■ -- ■	■ -- ■	
<b>HANDLE/FASTEX BELT BELT LOOP LASH TAB</b>	- ■ ---	- ■ ---	- ■ ---	*- □ ---	
<b>CLOSURE</b> <b>BASE ROPE EYE(S)/GROMMET(S)</b>	toggle-cord +web ■	toggle-cord +web ■	toggle-cord +web ■	toggle-cord +web ■	
<b>BAG MATERIALS</b> <b>REFLECTIVE</b>	Cordura® nylon ■	Cordura® nylon ■	Cordura® nylon ■	Cordura® nylon ■	
<b>OTHER BAG COLOURS</b> <b>USE ROPE WITH CAM-HARDWARE</b> ◆ <b>NOTES</b>	◆ Sterling Ultraline enhanced reflective panels	■	◆ NRS Pro Throwline enhanced reflective panels	◆ Sterling Grabline enhanced reflective panels	
<b>WEBSITE</b>	nrs.com	nrs.com	nrs.com	nrs.com	
<p><b>Images NOT to Scale</b>                      £\$€ any price in 'burnt-orange' is a <b>Currency conversion only</b>-exc shipping, duties,taxes etc.                      Prices in <b>GREEN</b> are for the <b>bag &amp; Rope</b>                      ●●●●●●●●●●=Partial feature or OK but not ideal                      □□□□□□□□= Option                      HANDLE= ADDITIONAL to rope loop                      FASTEX=web with side-squeeze clip as handle/attach                      PA= Nylon PES = Polyester PP=Polypropylene                      HMPE/PE= High Modulus Polyethylene / Dyneema                      DB= Double Braid/braided core &amp; sheath.                      HB = Hollow Braid KM=Kernmantle                      CHEM-EYE= Chemical/Lightstick attachment eyes                      CAM-HARDWARE Majority of PP rope not suitable for use with camming hardware like descenders &amp; grabs</p>					
	<b>MANUFACTURER</b>	PMI ROPE	PMI ROPE	PMI ROPE	PMI ROPE
	<b>MODEL</b> size (metres) <b>VARIANT</b>	<b>Econo Throwbag 15</b> KT36020	<b>Econo Throwbag 23</b> KT36024	<b>H2 Throwbag 15</b> KT36021	<b>H2 Throwbag 15</b> KT36023
	<b>ORIGIN</b>				
	<b>COST</b> (inc Tax/VAT) <b>BAG ONLY</b> (in black) Currency conversion only <b>inc ROPE</b> (in green)	£21 \$27 €24	£27 \$35 €30	£38 \$50 €44	£45 \$59 €52
<b>ROPE CAPACITY</b>	15m/50'	22.8m/75'	15m/50'	15m/50'	
<b>ROPE DIA TYPE</b> if sold as <b>set- sheath/core</b>	10mm/⅝" PP 8kN	10mm/⅝" PP 8kN	7mm/⅝" PP 8kN	10mm/⅝" PP 16kN	
<b>WEIGHT</b> with specified rope <b>BAG ONLY</b>	590g 105g 1.3lb 3.7oz	816g 105g 1.8lb 3.7oz	789g 105g 1.7lb 3.7oz	1kg 105g 2.31lb 3.7oz	
<b>DIMENSIONS</b>	33 x 15.2cm 13 x 6"	33 x 15.2cm 13 x 6"	33 x 15.2cm 13 x 6"	33 x 15.2cm 13 x 6"	
<b>FLOTATION RING/EYE INSIDE</b> <b>CHEM-EYE</b>	■ -- ■	■ -- ■	■ -- ■	■ -- ■	
<b>HANDLE/FASTEX BELT BELT LOOP LASH TAB</b>	■ ---	■ ---	■ ---	■ ---	
<b>CLOSURE</b> <b>BASE ROPE EYE(S)/GROMMET(S)</b>	toggle-cord ■	toggle-cord ■	toggle-cord ■	toggle-cord ■	
<b>BAG MATERIALS</b> <b>REFLECTIVE</b>	Light nylon ■	Light nylon ■	Light nylon ■	Light nylon ■	
<b>OTHER BAG COLOURS</b> <b>USE ROPE WITH CAM-HARDWARE</b> ◆ <b>NOTES</b>	Throwbag-only (no-rope) = \$20/£16/€18	Throwbag-only (no-rope) = \$20/£16/€18	◆ PMI H2 Rope Throwbag-only (no-rope) = £16/\$20/€18	◆ PMI H2 Rope Throwbag-only (no-rope) = £16/\$20/€18	
<b>WEBSITE</b>	pmirope.com	pmirope.com	pmirope.com	pmirope.com	



PALM EQUIPMENT	PALM EQUIPMENT	PALM EQUIPMENT
Pro Throwline 15	Pro Throwline 20	Pro Throwline 25
0000 	0000 	0000 
£57 \$75 €65	£62 \$81 €70	£72 \$95 €82
15m/50'	20m/65'	25m/82'
11mm/7/16" PP 10kN	11mm/7/16" PP 10kN	11mm/7/16" PP 10kN
875g 1.95lb	1.16kg 2.55lb	1.42kg 3.1lb
40 x 12 x 10cm 15.7 x 4.7 x 4"	44x 13 x 11cm 17.3 x 5.1 x 4.3"	49 x 14 x 12cm 19.3 x 5.5 x 4.7"
■ 1 -- * - □ --	■ 1 -- * - □ --	■ 1 -- * - □ --
toggle-cord	toggle-cord	toggle-cord
500D Cordura	500D Cordura	500D Cordura
*Web loop on base	*Web loop on base	*Web loop on base
palmequipment.pro	palmequipment.pro	palmequipment.pro



PMI ROPE	QUICK COLLAR	RLSS UK
H2 Throwbag 23	QuickCollar Pro 22	Pool Throwbag 12
0000 	0000 	LE1168A 
£60 \$78 €68	£206 \$720 €235	£24 \$32 €28
22.8m/75'	22m/75'	12m/39'
10mm/7/16" PP 16kN	6mm 1/4" PA/Spectra 8.9kN	8mm 5/16" PP 7kN
1.65kg 105g 3.6lb 3.7oz	<2.3kg <5lb	370g 13oz
33 x 15.2cm 13 x 6"	30.4 x 15.2cm 12 x 6"	21 x 11cm 8.3 x 4.3"
■ -- ■ ■ - - ■	■ - - ■ ■ - - ■	■ - - ■ ■ - - ■
toggle-cord	Toggle-cord NO	toggle-cord
Light nylon	Cordura® nylon	Cordura® nylon
◆ PMI H2 Rope Throwbag-only (no-rope) = £16/\$20/€18	2x con-joined bags-1 for rope, 1 for collar & CO2 canister	Short range bag intended for pool lifeguards but applicale to open water too
pmirope.com	quickcollar.com	rlss.org.uk

Don't Go... Throw!









# Quick Collar Pro™









Now accepting pre-orders for January 2026 shipment. Qualifying agencies may request a Demo Loan or schedule a hands-on session with live deployment and repacking.

## Compact Power Field-Ready Strength

- 75 ft. water-rescue rope housed in a lightweight, football-sized bag
- Auto-inflating flotation collar deploys on water contact
- Stabilizes victims and allows full airway access and breathing during lift or tow.
- Engineered to exceed 2,000 lbs. MBS
- Quick to rearm and repack, even when wet
- Ideal for swiftwater, ice rescue, flood and aerial deployments

**www.quickcollar.com**

<p><b>Images NOT to Scale</b>                  £\$€ any price in 'burnt-orange' is a <b>Currency conversion only</b>-exc shipping, duties,taxes etc. Prices in <b>GREEN</b> are for the <b>bag &amp; Rope</b>                  ●●●●●●●●=Partial feature or OK but not ideal                  □□□□□□= Option                  HANDLE= ADDITIONAL to rope loop                  FASTEX=web with side-squeeze clip as handle/attach                  PA= Nylon PES = Polyester PP=Polypropylene                  HMPE/PE= High Modulus Polyethylene / Dyneema                  DB= Double Braid/braided core &amp; sheath.                  HB = Hollow Braid KM=Kernmantle                  CHEM-EYE= Chemical/Lightstick attachment eyes                  CAM-HARDWARE Majority of PP rope not suitable for use with camming hardware like descenders &amp; grabs</p>					
	<b>MANUFACTURER</b>	ROCKnRESCUE	ROCKnRESCUE	ROCKnRESCUE	ROCKnRESCUE
	<b>MODEL size (metres) VARIANT</b>	UMT/Urban Micro 9	Economy 15	Economy 21	Economy 15
	<b>ORIGIN</b>				
	<b>COST (inc Tax/VAT) BAG ONLY (in black) Currency conversion only inc ROPE (in green)</b>	£46 \$60 €52	£41 \$54 €47	£50 \$66 €57	£00 \$00 €00
	<b>ROPE CAPACITY</b>	9m/30'	15m/50'	21m/70'	15m/50'
	<b>ROPE DIA TYPE if sold as set- sheath/core</b>	6mm/¼" PP/Spectra 11.1kN	8mm/⅜" PP 8.4kN	9mm/⅜" PP 8.4kN	8mm/⅜"
	<b>WEIGHT with specified rope BAG ONLY</b>	240g 8.5oz	800g 1.7lb	1.1kg 2.4lb	60g 2.2oz
	<b>DIMENSIONS</b>	12.7 x 15.24 x 10.16cm 5 x 6 x 4"	25.4 x 17.8 cm 10 x 7"	33 x 17.8 x 15.2cm 13 x 7 x 6"	29.2 x 24.1cm 11.5 x 9.5"
	<b>FLOTATION RING/EYE INSIDE CHEM-EYE</b>	■ ---	■ ---	■ ---	■ ---
<b>HANDLE/FASTEX BELT BELT LOOP LASH TAB</b>	■ ■ ■ ■ -	■ ---	■ ---	■ ---	
<b>CLOSURE BASE ROPE EYE(S)/GROMMET(S)</b>	toggle-cord ■	toggle-cord ■	toggle-cord ■	toggle-cord ■	
<b>BAG MATERIALS REFLECTIVE</b>					
<b>OTHER BAG COLOURS USE ROPE WITH CAM-HARDWARE ◆ NOTES</b>	◆ Sterling Ultraline			NO-ROPE BAG ONLY	
<b>WEBSITE</b>	rocknrescue.com	rocknrescue.com	rocknrescue.com	rocknrescue.com	

<p><b>Images NOT to Scale</b>                  £\$€ any price in 'burnt-orange' is a <b>Currency conversion only</b>-exc shipping, duties,taxes etc. Prices in <b>GREEN</b> are for the <b>bag &amp; Rope</b>                  ●●●●●●●●=Partial feature or OK but not ideal                  □□□□□□= Option                  HANDLE= ADDITIONAL to rope loop                  FASTEX=web with side-squeeze clip as handle/attach                  PA= Nylon PES = Polyester PP=Polypropylene                  HMPE/PE= High Modulus Polyethylene / Dyneema                  DB= Double Braid/braided core &amp; sheath.                  HB = Hollow Braid KM=Kernmantle                  CHEM-EYE= Chemical/Lightstick attachment eyes                  CAM-HARDWARE Majority of PP rope not suitable for use with camming hardware like descenders &amp; grabs</p>					
	<b>MANUFACTURER</b>	ROCKnRESCUE	ROCKnRESCUE	ROCKnRESCUE	ROCKnRESCUE
	<b>MODEL size (metres) VARIANT</b>	NFPA Trident Deluxe 22	NFPA Trident Deluxe 22	NFPA/Snagplate 22	NFPA Technician 22
	<b>ORIGIN</b>				
	<b>COST (inc Tax/VAT) BAG ONLY (in black) Currency conversion only inc ROPE (in green)</b>	£58 \$76 €66	£69 \$91 €79	£85 \$112 €97	£76 \$100 €86
	<b>ROPE CAPACITY</b>	22m/75'	22m/75'	22m/75'	22m/75'
	<b>ROPE DIA TYPE if sold as set- sheath/core</b>	8mm/⅝" PP/PA 6.1kN	*9.5mm⅝" PP/PP 15.2kN	9.5mm PA/PP 14.6kN	9.5mm PA/PP 14.6kN
	<b>WEIGHT with specified rope BAG ONLY</b>	800g 1.7lb	1.2kg 2.6lb	1.1kg 2.4lb	1.2kg 2.6lb
	<b>DIMENSIONS</b>	22.9 x 15.2 x 17.8cm 9 x 6 x 7"	33 x 16.5 x 12.7cm 13 x 6.5 x 5"	30.5 x 16.5 x 12.7cm 12 x 6 x 5.5"	30.5 x 19 x 15.2cm 12 x 7.5 x 6"
	<b>FLOTATION RING/EYE INSIDE CHEM-EYE</b>	■ ---	■ ---	■ ---	■ ■
<b>HANDLE/FASTEX BELT BELT LOOP LASH TAB</b>	■ ■ ■ ■ -	■ ■ ■ ■ -	■ ---	■ ■ ■ ■ -	
<b>CLOSURE BASE ROPE EYE(S)/GROMMET(S)</b>	toggle-cord ■	toggle-cord ■	toggle-cord ■	toggle-cord ■	
<b>BAG MATERIALS REFLECTIVE</b>					
<b>OTHER BAG COLOURS USE ROPE WITH CAM-HARDWARE ◆ NOTES</b>	Sterling Waterline	Sterling Waterline (*listed as 10mm by RnR) Also available with 10 (9.5)mm Sterling Grabline	◆ Sterling Grabline Removable plastic Snagplate for rope capture	◆ Sterling Grabline	
<b>WEBSITE</b>	rocknrescue.com	rocknrescue.com	rocknrescue.com	rocknrescue.com	

					
<b>ROCKnRESCUE</b>	<b>ROCKnRESCUE</b>	<b>ROCKnRESCUE</b>	<b>ROCKnRESCUE</b>	<b>ROCKnRESCUE</b>	<b>ROCKnRESCUE</b>
<b>Economy Trident 15</b>	<b>Economy Trident 21</b>	<b>Economy Trident 30</b>	<b>NFPA Trident 15</b>	<b>NFPA Trident 22</b>	<b>NFPA Trident 30</b>
					
£41 \$54 €47	£52 \$69 €60	£41 \$54 €47	£49 \$64 €55	£65 \$85 €74	£80 \$105 €91
15m/50'	21m/70'	30m/100'	15m/50'	22m/75'	30m/100'
8mm/ 5/16" PP 11.1kN	8mm/ 5/16" PP 11.1kN	8mm/ 5/16" PP 11.1kN	10mm PA/PP 14.6kN	10mm PA/PP 14.6kN	10mm PA/PP 14.6kN
800g 1.7lb	820g 1.8lb	1g 2.2lb	800g 1.7lb	1.1kg 2.5lb	1.5kg 3.2lb
15.4 x 15.24 x 12.7cm 10 x 6 x 5"	30 x 17.8 x 12.7cm 12 x 7 x 5"	33 x 16.5 x 12.7cm 13 x 6.5 x 5"	28 x 17.8 x 12.7cm 11 x 7 x 5"	34.3 x 19 x 12.7cm 13.5 x 7.5 x 6"	33 x 22.9 x 15.24cm 13 x 9 x 6"
					
toggle-cord 	toggle-cord 	toggle-cord 	toggle-cord 	toggle-cord 	toggle-cord 
			◆ Sterling Grabline	◆ Sterling Grabline	◆ Sterling Grabline
rocknrescue.com	rocknrescue.com	rocknrescue.com	rocknrescue.com	rocknrescue.com	rocknrescue.com
					
<b>RQ3</b>	<b>RQ3</b>	<b>RQ3</b>	<b>RQ3</b>	<b>RQ3</b>	<b>RQ3</b>
<b>Mini 15</b> BG3116	<b>Mini 15</b> BG3141	<b>Standard 15</b> BG3118	<b>Standard 15</b> BG3123	<b>Standard 15</b> BG3122	<b>Second Chance 22</b> BG3144
					
£24 \$31 €27	£57 \$75 €65	£28 \$37 €32	£43 \$57 €49	£80 \$105 €91	£67 \$88 €76
15m/50'	15m/50'	15m/50'	15m/50'	15m/50'	23m/75'
6mm/ 1/4" PP 5.4kN	6mm/ 1/4" PA/PP 11.1kN	9mm/ 3/8" PP 8.4kN	9.5mm/ 3/8" PA/PP 14.6kN	9mm/ 3/8" Spectra/PP 23.3kN	9.5mm/ 3/8" PA/PP 14.6kN
363g 12.8oz	363g 12.8oz	818g 1.8lb	818g 1.8lb	818g 1.8lb	1.36kg 3lb
15.24 x 10cm 6 x 4"	15.24 x 10cm 6 x 4"	28 x 15.24cm 11 x 6"	28 x 15.24cm 11 x 6"	28 x 15.24cm 11 x 6"	28 x 15.24cm 11 x 6"
					
toggle-cord 	toggle-cord 	toggle-cord 	toggle-cord 	toggle-cord 	toggle-cord 
UV Nylon	UV Nylon	UV Nylon	UV Nylon	UV Nylon	Nylon
<i>Sterling Grabline</i>	◆ <i>Sterling Ultralite</i>	Throwbag-only (no-rope) = £17 \$22 €19	◆ <i>Sterling Grabline</i> Throwbag-only (no-rope) = £17 \$22 €19	◆ <i>Sterling Ultralite</i> Throwbag-only (no-rope) = £17 \$22 €19	◆ <i>Sterling Grabline</i> Throwbag-only (no-rope) = £17 \$22 €19
rescuesource.com	rescuesource.com	rescuesource.com	rescuesource.com	rescuesource.com	rescuesource.com

<p><b>Images NOT to Scale</b>                  £\$€ any price in 'burnt-orange' is a <b>Currency conversion only</b>-exc shipping, duties,taxes etc.                  Prices in <b>GREEN</b> are for the <b>bag &amp; Rope</b>                  ●●●●●●●●=Partial feature or OK but not ideal                  □□□□□□= Option                  HANDLE= ADDITIONAL to rope loop                  FASTEX=web with side-squeeze clip as handle/attach                  PA= Nylon PES = Polyester PP=Polypropylene                  HMPE/PE= High Modulus Polyethylene / Dyneema                  DB= Double Braid/braided core &amp; sheath.                  HB = Hollow Braid KM=Kernmantle                  CHEM-EYE= Chemical/Lightstick attachment eyes                  CAM-HARDWARE Majority of PP rope not suitable for use with camming hardware like descenders &amp; grabs</p>					
	<b>MANUFACTURER</b>	<b>RQ3</b>	<b>RQ3</b>	<b>RQ3</b>	<b>SKED</b>
	<b>MODEL</b> size (metres) <b>VARIANT</b>	<b>Standard 22</b> BG3137	<b>Standard 15</b> BG3124	<b>Standard 15</b> BG3136	<b>Standard 15</b> SK-1002
	<b>ORIGIN</b>				
	<b>COST</b> (inc Tax/VAT) <b>BAG ONLY</b> (in black) Currency conversion only <b>inc ROPE</b> (in green)	£38 \$50 €43	£60 \$79 €68	£112 \$148 €128	£56 \$74 €64
	<b>ROPE CAPACITY</b>	23m/75'	23m/75'	23m/75'	15m/50'
	<b>ROPE DIA TYPE</b> if sold as <b>set- sheath/core</b>	9mm/3/8" <b>PP 8.4kN</b>	9.5mm/3/8" <b>PA/PP 14.6kN</b>	9mm/3/8" <b>Spectra/PP 23.3kN</b>	7mm/3/8"
	<b>WEIGHT</b> with specified rope <b>BAG ONLY</b>	1kg 2.3lb	1kg 2.3lb	1kg 2.3lb	910g 2lb
	<b>DIMENSIONS</b>	28 x 15.24cm 11 x 6"	28 x 15.24cm 11 x 6"	28 x 15.24cm 11 x 6"	n/a
	<b>FLOTATION RING/EYE</b> INSIDE <b>CHEM-EYE</b>	■ ---	■ ---	■ ---	■ 1 ---
	<b>HANDLE/FASTEX BELT BELT LOOP LASH TAB</b>	- ■ - ■ -	- ■ - ■ -	- ■ - ■ -	■ - ■ -
	<b>CLOSURE</b> <b>BASE ROPE EYE(S)/GROMMET(S)</b>	toggle-cord ■	toggle-cord ■	toggle-cord ■	toggle-cord ■
	<b>BAG MATERIALS</b> <b>REFLECTIVE</b>	Nylon	Nylon	Nylon	Cordura®
	<b>OTHER BAG COLOURS</b> <b>USE ROPE WITH CAM-HARDWARE</b> ◆ <b>NOTES</b>	Throwbag-only (no-rope) = £17 \$22 €19	◆ Sterling Grabline Throwbag-only (no-rope) = £17 \$22 €19	◆ Sterling Ultraline Throwbag-only (no-rope) = £17 \$22 €19	◆ PMI Water Rescue
<b>WEBSITE</b>	rescuresource.com	rescuresource.com	rescuresource.com	skedco.com	
<p><b>Images NOT to Scale</b>                  £\$€ any price in 'burnt-orange' is a <b>Currency conversion only</b>-exc shipping, duties,taxes etc.                  Prices in <b>GREEN</b> are for the <b>bag &amp; Rope</b>                  ●●●●●●●●=Partial feature or OK but not ideal                  □□□□□□= Option                  HANDLE= ADDITIONAL to rope loop                  FASTEX=web with side-squeeze clip as handle/attach                  PA= Nylon PES = Polyester PP=Polypropylene                  HMPE/PE= High Modulus Polyethylene / Dyneema                  DB= Double Braid/braided core &amp; sheath.                  HB = Hollow Braid KM=Kernmantle                  CHEM-EYE= Chemical/Lightstick attachment eyes                  CAM-HARDWARE Majority of PP rope not suitable for use with camming hardware like descenders &amp; grabs</p>					
	<b>MANUFACTURER</b>	<b>SOLGEAR</b>	<b>SOLGEAR</b>	<b>SOLGEAR</b>	<b>SOLGEAR</b>
	<b>MODEL</b> size (metres) <b>VARIANT</b>	<b>SureGrip Bag 23</b> 0000	<b>SureGrip Bag 15</b> 0000	<b>SureGrip Bag 18</b> 0000	<b>SureGrip Bag 23</b> 0000
	<b>ORIGIN</b>				
	<b>COST</b> (inc Tax/VAT) <b>BAG ONLY</b> (in black) Currency conversion only <b>inc ROPE</b> (in green)	£87 \$114 €99	£73 \$96 €83	£83 \$109 €95	£98 \$129 €112
	<b>ROPE CAPACITY</b>	23m/75'	15m/50'	18m/60'	23m/75'
	<b>ROPE DIA TYPE</b> if sold as <b>set- sheath/core</b>	6.5mm/1/4" <b>PP/Dynma10kN</b>	8.2mm/3/8" <b>PP/Dynma14.2kN</b>	8.2mm/3/8" <b>PP/Dynma14.2kN</b>	8.2mm/3/8" <b>PP/Dynma14.2kN</b>
	<b>WEIGHT</b> with specified rope <b>BAG ONLY</b>	545g / 1.2lb	727g / 1.6lb	818g / 1.8lb	910g / 2lb
	<b>DIMENSIONS</b>	17.8 x 12.7cm 7 x 5"	22.8 x 12.7cm 9 x 5"	30.5 x 12.7cm 12 x 5"	26.7 x 12.7cm 10.5 x 5"
	<b>FLOTATION RING/EYE</b> INSIDE <b>CHEM-EYE</b>	■ ---	■ ---	■ ---	■ ---
	<b>HANDLE/FASTEX BELT BELT LOOP LASH TAB</b>	■ ■ ■ ■ -	■ ■ ■ ■ -	■ ■ ■ ■ -	■ ■ ■ ■ -
	<b>CLOSURE</b> <b>BASE ROPE EYE(S)/GROMMET(S)</b>				
	<b>BAG MATERIALS</b> <b>REFLECTIVE</b>	Polyester mesh ■	Polyester mesh ■	Polyester mesh ■	Polyester mesh ■
	<b>OTHER BAG COLOURS</b> <b>USE ROPE WITH CAM-HARDWARE</b> ◆ <b>NOTES</b>	BW SureGrip	NFPA ◆ BW SureGrip	NFPA ◆ BW SureGrip	NFPA ◆ BW SureGrip
<b>WEBSITE</b>	solgear.com	solgear.com	solgear.com	solgear.com	

					
<b>SKED</b>	<b>SOLGEAR</b>	<b>SOLGEAR</b>	<b>SOLGEAR</b>	<b>SOLGEAR</b>	<b>SOLGEAR</b>
<b>Standard 22</b> SK-1001	<b>Waist Belt Throwbag 18</b> 0000	<b>Throwbag 23</b> 0000	<b>Grabline Bag 15</b>	<b>Grabline bag 23</b>	<b>SureGrip Bag 15</b>
					
£74 \$98 €84	£133 \$175 €151	£71 \$94 €81	£71 \$95 €82	£94 \$124 €107	£71 \$94 €81
22m/70'	18m/60'	23m/75'	15m/50'	23m/75'	15m/50'
7mm/3/8"	8.2mm 3/8" PP/Dynma 14.2kN	8mm/7/8" PP/PA 7.1kN	9.5mm 3/8" PP/PP-PA 14.6kN	9.5mm 3/8" PP/PP-PA 14.6kN	6.5mm 3/8" PP/Dynma 10kN
1.4kg 3lb	1.1kg / 2.4lb	635g / 1.4lb	910g / 2lb	1.2kg / 2.6lb	362g / 12.8oz
n/a	28 x 12.7 x 10cm 11 x 5 x 4"	26.7 x 12.7cm 10.5 x 5"	26.7 x 12.7cm 10.5 x 5"	25.4 x 15.2cm 10 x 6"	15.2 x 12.7cm 6 x 5"
					
toggle-cord 	Web/velcro/fastex  x2	toggle-cord  x2	Web/velcro/fastex  x2	Web/velcro/fastex  x2	Web/velcro/fastex  x2
Cordura®	Cordura® nylon 	Polyester mesh 	Polyester mesh 	Polyester mesh 	Polyester mesh 
 PMI Water Rescue	Throwbag slots inside waist belt -not sold separately. NFPA  BW SureGrip	Sterling Waterline	NFPA Sterling Grabline rope	NFPA Sterling Grabline rope	BW SureGrip
skedco.com	solgear.com	solgear.com	solgear.com	solgear.com	solgear.com



DS MEDICAL Est. 1979

Supporting professionals who care





# RESCUE STRETCHERS

For the full collection, visit our website.

📞 01329 311 451

















🌐 dsmedical.co.uk

✉ info@dsmedical.co.uk



<p><b>Images NOT to Scale</b>                      £\$€ any price in 'burnt-orange' is a <b>Currency conversion only</b>-exc shipping, duties,taxes etc. Prices in <b>GREEN</b> are for the <b>bag &amp; Rope</b>                      ●●●●●●●●●●=Partial feature or OK but not ideal                      □□□□□□□□= Option                      HANDLE= ADDITIONAL to rope loop                      FASTEX=web with side-squeeze clip as handle/attach                      PA= Nylon PES = Polyester PP=Polypropylene                      HMPE/PE= High Modulus Polyethylene / Dyneema                      DB= Double Braid/braided core &amp; sheath.                      HB = Hollow Braid KM=Kernmantle                      CHEM-EYE= Chemical/Lightstick attachment eyes                      CAM-HARDWARE Majority of PP rope not suitable for use with camming hardware like descenders &amp; grabs</p>				
<b>MANUFACTURER</b>	<b>SRE (NDIVER)</b>	<b>SRE (NDIVER)</b>	<b>SRE (NDIVER)</b>	<b>SRE (NDIVER)</b>
<b>MODEL</b> size (metres) <b>VARIANT</b>	<b>ThrowBag 23</b> PROTHROWBAGRL-15	<b>ThrowBag 20</b> PROTHROWBAGRL-20	<b>ThrowBag 25</b> PROTHROWBAGRL-25	<b>ThrowBag 30</b> PROTHROWBAGRL-30
<b>ORIGIN</b>				
<b>COST</b> (inc Tax/VAT) <b>BAG ONLY</b> (in black) Currency conversion only inc <b>ROPE</b> (in green)	£35 \$46 €40	£39 \$51 €44	£42 \$58 €48	£44 \$58 €48
<b>ROPE CAPACITY</b>	15m/50'	20m/65'	25m/82'	30m/98'
<b>ROPE DIA TYPE</b> if sold as set- sheath/core	8mm/7/16" 900kg PA/PP	8mm/7/16" 900kg PA/PP	8mm/7/16" 900kg PA/PP	8mm/7/16" 900kg PA/PP
<b>WEIGHT</b> with specified rope <b>BAG ONLY</b>	0.7kg 1.54lb	0.9kg 2lb	1.1kg 2.42lb	1.2kg 2.64lb
<b>DIMENSIONS</b>	27 x 11cm 10.6 x 4.3"	35 x 11cm 13.8 x 4.3"	38 x 11cm 14.9 x 4.3"	40 x 11cm 15.7 x 4.3"
<b>FLOTATION RING/EYE INSIDE</b> <b>CHEM-EYE</b>	■ 2 1 *	■ 2 1 *	■ 2 1 *	■ 2 1 *
<b>HANDLE/FASTEX BELT BELT LOOP LASH TAB</b>	■ - ■ ■ ■	■ - ■ ■ ■	■ - ■ ■ ■	■ - ■ ■ ■
<b>CLOSURE</b> <b>BASE ROPE EYE(S)/GROMMET(S)</b>	toggle-cord <b>NO</b>	toggle-cord <b>NO</b>	toggle-cord <b>NO</b>	toggle-cord <b>NO</b>
<b>BAG MATERIALS</b> <b>REFLECTIVE</b>	Cordura® nylon ■ *	Cordura® nylon ■ *	Cordura® nylon ■ *	Cordura® nylon ■ *
<b>OTHER BAG COLOURS</b> <b>USE ROPE WITH CAM-HARDWARE</b> ◆ <b>NOTES</b>	*Reflective rope. Mesh draining base with handle and tie-in eye. *Optional LED fits to lash tab	*Reflective rope. Mesh draining base with handle and tie-in eye. *Optional LED fits to lash tab	*Reflective rope. Mesh draining base with handle and tie-in eye. *Optional LED fits to lash tab	*Reflective rope. Mesh draining base with handle and tie-in eye. *Optional LED fits to lash tab
<b>WEBSITE</b>	ndiver-rescue.com	ndiver-rescue.com	ndiver-rescue.com	ndiver-rescue.com
<p><b>Images NOT to Scale</b>                      £\$€ any price in 'burnt-orange' is a <b>Currency conversion only</b>-exc shipping, duties,taxes etc. Prices in <b>GREEN</b> are for the <b>bag &amp; Rope</b>                      ●●●●●●●●●●=Partial feature or OK but not ideal                      □□□□□□□□= Option                      HANDLE= ADDITIONAL to rope loop                      FASTEX=web with side-squeeze clip as handle/attach                      PA= Nylon PES = Polyester PP=Polypropylene                      HMPE/PE= High Modulus Polyethylene / Dyneema                      DB= Double Braid/braided core &amp; sheath.                      HB = Hollow Braid KM=Kernmantle                      CHEM-EYE= Chemical/Lightstick attachment eyes                      CAM-HARDWARE Majority of PP rope not suitable for use with camming hardware like descenders &amp; grabs</p>				
<b>MANUFACTURER</b>	<b>WWTC</b>	<b>WWTC</b>	<b>WWTC</b>	<b>WWTC</b>
<b>MODEL</b> size (metres) <b>VARIANT</b>	<b>Classic 1820</b>	<b>Hero 18</b>	<b>Hero 20</b>	<b>Hero 18-20</b>
<b>ORIGIN</b>				
<b>COST</b> (inc Tax/VAT) <b>BAG ONLY</b> (in black) Currency conversion only inc <b>ROPE</b> (in green)	£49 \$46 €44	£99/145 \$93/136 €89/130	£103/148 \$96/139 €92/133	£50 \$47 €45
<b>ROPE CAPACITY</b>	18m/60'	18m/60'	20m/66'	20m/60'
<b>ROPE DIA TYPE</b> if sold as set- sheath/core	7.8mm 7/16" PP/PESPP 14kn	9.3mm 7/16" PP/PESPP 21kn	9.3mm 7/16" PP/PESPP 21kn	9.3mm 7/16" PP/PESPP 21kn
<b>WEIGHT</b> with specified rope <b>BAG ONLY</b>	113g 4oz	1.29/1.35kg 2.8/3lb	1.1/1.4kg 2.4/3.1lb	138g 4.9oz
<b>DIMENSIONS</b>	2526 x 11 x 8cm 9.810.2 x 4.3 x 3.2"	26 x 13 x 9cm 10.2 x 5.1 x 3.5"	28 x 13 x 9cm 11 x 5.1 x 3.5"	2628 x 13 x 9cm 10.211 x 5.1 x 3.5"
<b>FLOTATION RING/EYE INSIDE</b> <b>CHEM-EYE</b>	■ 1- ■	■ 1- ■	■ 1- ■	■ 1- ■
<b>HANDLE/FASTEX BELT BELT LOOP LASH TAB</b>	■ ■ ■ □ --	■ ■ ■ □ --	■ ■ ■ □ --	■ ■ ■ □ --
<b>CLOSURE</b> <b>BASE ROPE EYE(S)/GROMMET(S)</b>	Web/velcro ■ x2*	Web/velcro ■ x2*	Web/velcro ■ x2*	Web/velcro ■ x2*
<b>BAG MATERIALS</b> <b>REFLECTIVE</b>	Cordura® nylon ■	Cordura® nylon ■	Cordura® nylon ■	Cordura® nylon ■
<b>OTHER BAG COLOURS</b> <b>USE ROPE WITH CAM-HARDWARE</b> ◆ <b>NOTES</b>	NO ROPE - BAG ONLY *grommets on side. Velcro carabiner pouch. Exc 'biner.	Waist belt included *grommets on side. Velcro carabiner pouch. Exc 'biner. *WEIGHT & COST = exc/inc Waist belt	Waist belt included *grommets on side. Velcro carabiner pouch. Exc 'biner. *WEIGHT & COST = exc/inc Waist belt	NO ROPE - BAG ONLY
<b>WEBSITE</b>	wwtc.info	wwtc.info	wwtc.info	wwtc.info

<b>SRE (NDIVER)</b>	<b>SRE (NDIVER)</b>	<b>WWTC</b>	<b>WWTC</b>	<b>WWTC</b>	<b>WWTC</b>
<b>Pro 20</b> PROTHROWBAGRLM-20	<b>Pro 25</b> PROTHROWBAGRLM-25	<b>Pro 15</b> 000	<b>Pro 15</b> 000	<b>Classic 18</b> 000	<b>Classic 20</b> 000
£59 \$78 €68	£69 \$92 €79	£73/111 \$69/104 €66/100	£39 \$37 €35	£85/132 \$79/125 €76/120	£94 \$88/130 €84/125
20m/66'	25m/82'	15m/50'	15m/50'	18m/60'	20m/66'
8mm 5/8 PP 17.6kN	8mm 5/8 PP 17.6kN	7.8mm 5/8 PP/PESPP 14kN	7.8mm 5/8 PP/PESPP 14kN	7.8mm 5/8 PP/PESPP 14kN	7.8mm 5/8 PP/PESPP 14kN
600g 1.32lb	900g 2lb	*575/785g 1.3/1.7lb	80g 2.8oz	620/960g 1.4/2.2lb	690/1030g 1.5/2.3lb
35 x 13 x 13cm 13.8 x 5.1 x 5.1"	39 x 13 x 13cm 15 x 5.1 x 5.1"	24 x 10 x 7cm 9.5 x 4 x 2.8"	24 x 10 x 7cm 9.5 x 4 x 2.8"	25 x 11 x 8cm 9.8 x 4.3 x 3.2"	26 x 11 x 8cm 10.2 x 4.3 x 3.2"
toggle-cord  x2	toggle-cord  x2	Web/velcro  x2	Web/velcro  x2	Web/velcro  x2*	Web/velcro  x2*
Cordura® nylon  *	Cordura® nylon  *	Cordura® nylon	Cordura® nylon	Cordura® nylon	Cordura® nylon
Optional -LED fixes to lash tab. Rope is also reflective	*Optional LED fixes to lash tab. *Rope is also reflective	*WEIGHT & COST = exc/inc Waist belt	NO ROPE - BAG ONLY	Waist belt included *grommets on side. Velcro carabiner pouch. Exc. biner. *WEIGHT & COST = exc/inc Waist belt	Waist belt included *grommets on side. Velcro carabiner pouch. Exc. biner. *WEIGHT & COST = exc/inc Waist belt
ndiver-rescue.com	ndiver-rescue.com	wwtc.info	wwtc.info	wwtc.info	wwtc.info
<b>WWTC</b>	<b>WWTC</b>	<b>WWTC</b>	<b>WWTC</b>	<b>WWTC</b>	<b>WWTC</b>
<b>Hero 23</b>	<b>Hero 25</b> 000	<b>Hero 23-25</b> 000	<b>Craft 23</b> 000	<b>Craft 27</b> 000	<b>Craft 23-27</b> 000
£90/145 \$93/136 €89/130	£103/148 \$96/139 €92/133	£50 \$47 €45	£0 \$102/150 €98/144	£117/123 \$110/156 €105/150	£57 \$53 €51
23m/75'	25m/82'	25m/82'	23m/75'	27m/88'	27m/75'
8mm 5/8 PP/PESPP 14kN	7.8mm 5/8 PP/PESPP 14kN	7.8mm 5/8 PP/PESPP 14kN	9.3mm 5/8 PP/PESPP 21kN	9.3mm 5/8 PP/PESPP 21kN	9.3mm 5/8 PP/PESPP 21kN
550/1110g 1.9/2.45lb	855/1180g 1.9/2.6lb	138g 4.9oz	1.23/1.53kg 2.7/3.4lb	1.4/1.7kg 3/3.75lb	151g 5.3oz
24 x 13 x 9cm 9.5 x 5.1 x 3.5"	26 x 13 x 9cm 10.2 x 5.1 x 3.5"	2426 x 13 x 9cm 9.5 x 5.1 x 3.5"	32 x 14 x 10cm 12.6 x 5.5 x 4"	34 x 14 x 10cm 13.4 x 5.5 x 4"	3234 x 14 x 10cm 12.613.4 x 5.5 x 4"
Web/velcro  x2*	Web/velcro  x2*	Web/velcro  x2*	Web/velcro  x2*	Web/velcro  x2*	Web/velcro  x2*
Cordura® nylon	Cordura® nylon	Cordura® nylon	Cordura® nylon	Cordura® nylon	Cordura® nylon
Waist belt included *grommets on side. Velcro carabiner pouch. Exc. biner. *WEIGHT & COST = exc/inc Waist belt	Waist belt included *grommets on side. Velcro carabiner pouch. Exc. biner. *WEIGHT & COST = exc/inc Waist belt	NO ROPE - BAG ONLY	Waist belt included *grommets on side. Velcro carabiner pouch. Exc. biner. *WEIGHT & COST = exc/inc Waist belt	Waist belt included *grommets on side. Velcro carabiner pouch. Exc. biner. *WEIGHT & COST = exc/inc Waist belt	NO ROPE - BAG ONLY
wwtc.info	wwtc.info	wwtc.info	wwtc.info	wwtc.info	wwtc.info

<b>Images NOT to Scale</b> £\$€ any price in 'burnt-orange' is a <b>Currency conversion only</b> -exc shipping, duties,taxes etc. Prices in <b>GREEN</b> are for the <b>bag &amp; Rope</b> ●●●●●●●●●● =Partial feature or OK but not ideal □□□□□□□□ = Option HANDLE= ADDITIONAL to rope loop FASTEX=web with side-squeeze clip as handle/attach PA= Nylon PES = Polyester PP=Polypropylene HMPE/PE= High Modulus Polyethylene / Dyneema DB= Double Braid/braided core & sheath. HB = Hollow Braid KM=Kernmantle CHEM-EYE= Chemical/Lightstick attachment eyes CAM-HARDWARE Majority of PP rope not suitable for use with camming hardware like descenders & grabs				
	<b>MANUFACTURER</b>	WRS INTERNATIONAL	WRS INTERNATIONAL	WRS INTERNATIONAL
<b>MODEL</b> size (metres) <b>VARIANT</b>	<b>Chaos &lt;25</b> 0000	<b>Chaos Rapid 15</b> 0000	<b>Chaos Rapid 18</b> 0000	<b>Chaos 20</b> 0000
<b>ORIGIN</b>				
<b>COST</b> (inc Tax/VAT) <b>BAG ONLY</b> (in black) <b>Currency conversion only inc ROPE</b> (in green)	£36 \$47 €40	£64/75 \$84/99 €72/85*	£80 \$105 €90	£73/84 \$97/113 €83/96*
<b>ROPE CAPACITY</b>	25-15m/75-50'	15m/50'	18m/60'	20m/66'
<b>ROPE DIA TYPE</b> if sold as <b>set- sheath/core</b>	8-10mm	10mm PP 12kN	8mm PP 9kN	10mm PP 12kN
<b>WEIGHT</b> with specified rope <b>BAG ONLY</b>	~90g 3.2lb	810g 1.79lb	820g 1.8lb	1kg 2.2lb
<b>DIMENSIONS</b>	36 x 14 x 8cm 14.1 x 5.5 x 3.15"	36 x 11 x 7cm 14.1 x 4.3 x 2.75"	36 x 11 x 7cm 14.1 x 4.3 x 2.75"	36 x 14 x 8cm 14.1 x 5.5 x 3.15"
<b>FLOTATION RING/EYE INSIDE</b> <b>CHEM-EYE</b>	■ -- □	■ -- □	■ -- □	■ -- □
<b>HANDLE/FASTEX BELT BELT LOOP LASH TAB</b>	-- □ ■ -	-- □ ■ -	-- □ ■ -	-- □ ■ -
<b>CLOSURE</b> <b>BASE ROPE EYE(S)/GROMMET(S)</b>	Web/Press-Stud <b>NO</b>	Web/Press-Stud <b>NO</b>	Web/Press-Stud <b>NO</b>	Web/Press-Stud <b>NO</b>
<b>BAG MATERIALS</b> <b>REFLECTIVE</b>	HD Nylon ■	HD Nylon ■	HD Nylon ■	HD Nylon ■
<b>OTHER BAG COLOURS</b> <b>USE ROPE WITH CAM-HARDWARE</b> ◆ <b>NOTES</b>	Light sticks slide into a pouch rather than extraneous eyes	*Costs for non-reflective/reflective rope options	Rope =Reflective only	*Costs for non-reflective/reflective rope options
<b>WEBSITE</b>	wrsinternational.com	wrsinternational.com	wrsinternational.com	wrsinternational.com
<b>Images NOT to Scale</b> £\$€ any price in 'burnt-orange' is a <b>Currency conversion only</b> -exc shipping, duties,taxes etc. Prices in <b>GREEN</b> are for the <b>bag &amp; Rope</b> ●●●●●●●●●● =Partial feature or OK but not ideal □□□□□□□□ = Option HANDLE= ADDITIONAL to rope loop FASTEX=web with side-squeeze clip as handle/attach PA= Nylon PES = Polyester PP=Polypropylene HMPE/PE= High Modulus Polyethylene / Dyneema DB= Double Braid/braided core & sheath. HB = Hollow Braid KM=Kernmantle CHEM-EYE= Chemical/Lightstick attachment eyes CAM-HARDWARE Majority of PP rope not suitable for use with camming hardware like descenders & grabs				
	<b>MANUFACTURER</b>	WRS INTERNATIONAL	YAK	YAK
<b>MODEL</b> size (metres) <b>VARIANT</b>	<b>Chaos 25</b> 0000	<b>Throwline 15</b> 6222	<b>Throwline 20</b> 0000	<b>Throwline 25</b> 0000
<b>ORIGIN</b>				
<b>COST</b> (inc Tax/VAT) <b>BAG ONLY</b> (in black) <b>Currency conversion only inc ROPE</b> (in green)	£96 \$128 €109	£55 \$70 €60	£60 \$76 €66	£65 \$84 €73
<b>ROPE CAPACITY</b>	25m/82'	15m/50'	20m/66'	25m/82'
<b>ROPE DIA TYPE</b> if sold as <b>set- sheath/core</b>	8mm PP 9kN	8mm PP 3kN	8mm PP 3kN	8mm PP 3kN
<b>WEIGHT</b> with specified rope <b>BAG ONLY</b>	1.02kg 2.24lb	~550g 1.2lb	~675g 1.5lb	~775g 1.7lb
<b>DIMENSIONS</b>	36 x 14 x 8cm 14.1 x 5.5 x 3.15"	*32 x 15cm 12.6 x 6"	*40 x 16cm 15.7 x 6.3"	*48 x 18cm 18.9 x 7"
<b>FLOTATION RING/EYE INSIDE</b> <b>CHEM-EYE</b>	■ -- □	■ -- □	■ -- □	■ -- □
<b>HANDLE/FASTEX BELT BELT LOOP LASH TAB</b>	-- □ ■ -	-- ■ --	-- ■ --	-- ■ --
<b>CLOSURE</b> <b>BASE ROPE EYE(S)/GROMMET(S)</b>	Web/Press-Stud <b>NO</b>	toggle-cord ■ x2	toggle-cord ■ x2	toggle-cord ■ x2
<b>BAG MATERIALS</b> <b>REFLECTIVE</b>	HD Nylon ■	Polyester ■	Polyester ■	Polyester ■
<b>OTHER BAG COLOURS</b> <b>USE ROPE WITH CAM-HARDWARE</b> ◆ <b>NOTES</b>	Rope= reflective only	*Length/Heigh inc. 'cuff'	*Length/Heigh inc. 'cuff'	*Length/Heigh inc. 'cuff'
<b>WEBSITE</b>	wrsinternational.com	crewsaver.com	crewsaver.com	crewsaver.com



**1/2" BW-HR3**

Strong & durable hybrid  
Polyester/Polypropylene design  
**5,000 lbf. @ 89 g/m**



**9.5mm NFPA Sure-Grip**

Braided HMPE fiber core with  
an innovative tactile sheath  
**4,923 lbf. @ 40 g/m**



**BLUEWATER**

**R O P E S**

209 Lovvorn Rd. Carrollton, GA 30117  
T: 770.834.7515 E: info@bluewaterropes.com

[www.bluewaterropes.com](http://www.bluewaterropes.com)

# DRY BAGS

Unlike the gear bags in our Arborist and Rope Equipment BUYERS GUIDES which contain many waterproof bags, these bags go one step further and are water tight. That means that you could theoretically, use them as a water container and indeed we often do with the smaller bags anyway. Dry bags will keep the contents entirely dry even if the bag were somehow submerged. Not an easy proposition given the degree of buoyancy so unless it was being jettisoned from a submarine hatch, we'll go with inundation, it will keep your gear dry even in the event of prolonged inundation.

To achieve this, the seams are welded or glued and welded instead of sewn although they could be sewn if they were then patch welded over the entire seam. The main players in this category of bags tend not to be the same as the main players in rope and tackle bags because the market is more specialised along with the manufacturing processes.

Some have taken a leaf out of drysuit technology and use high grade waterproof zips while the majority use rolled lids that are then buckled together to complete the seal

, see the **ROPE EQPT BUYERSGUIDE**. There will also be separate guides for **THROWLINE BAGS/BOXES** in this **BUYERSGUIDE** but check out Palmu's squarerope bag which looks like a throwline cube but is a full strength rope bag. **TRAUMA PACKS** are in the **MEDEVAC/PPE BUYERSGUIDE** and watertight **WATER RESCUE BAGS** ARE in the **WATERRESCUEBUYERSGUIDE**. This introduction and the KEY to the tables covers *all* organiser bags. A separate KEY to Duffles and basic rope/gear bags with fewer data rows is on pages **368 & 372**.

## IN THE FOLLOWING TABLES:.....

A large, modern transport pack is quite sophisticated with a whole load of different features that are not always apparent from simply looking at it.

**COST:** Approximate. Includes local taxes but can vary due to exchange rates, other taxes etc. We generally round up the cost to the nearest Pound£, US Dollar\$ or Euro€. **Simple currency conversions are shown in orange** for reference - they are lower than the actual price because it does not take into account import duty, shipping or tax.

**ORIGIN:** Is the country of the company selling the item, not necessarily the same as the origin of the product itself which is shown as an inset flag where we know.

**STYLE/FUNCTION:** The bags in this guide can be defined as one or two of the following

- **BUCKET/ROPE BAG** - an upright, top-feeder that holds its shape to allow rope to be fed in or out.
- **BACKPACK:** two shoulder straps and maybe a waist belt but



either way- carried on the back giving both hands free to carry even more stuff. Often a combo with a rope bucket.

- **DUFFLE/DUFFEL:** a horizontally carried bag with handles on the top. May also has hidden rucksack straps in the base to convert to vertical orientation.
- **TRANSPORTER:** a multi-compartmented pack - usually a rucksack style - that will either present the equipment in a cabinet style or will open out entirely on the ground to show everything in pockets/pouches or attached.

**VOLUME:** in Litres/liters /US Gallons (20% less than UK Gallon)  
**Market Origin:** Bags are either specifically designed for arborists (Pro Arb), or for the Rope Access and/ore rescue markets - both requiring tough equipment. Sport can be equally tough if its caving and canyoning but tends not to be used all day every day.

**NOMINAL/INTENDED ROPE CAPACITY:** As provided by the manufacturer but varies with the diameter. In organiser packs, rope storage may only be part of the overall volume whereas it may be all of the internal volume in a dedicated rope bag/duffle.  
 46m/150ft x 12.7mm/1/2" = 76m/250' x 11mm 7/16" = 91m/300' x 9mm 3/8"

**WEIGHT:** empty with no optional extras included

**MAX DIMENSIONS:** Height and the width and maybe depth front-to-back. These figures are for the body of the bag and do not include extraneous handles or external pouches that are stuffed to bursting. Most bags will end up much wider!

**2xBACK STRAPS**=rucksack style carrying straps

**1xSHOULDER**=a single strap for slinging over your shoulder

**WAIST BELT**=rucksack style waist belt to keep the pack tight to your body when walking any distance

**[PADDED]**=in brackets[] indicates straps padded for comfort.

**BACK/LUMBAR PADDING**=padding on the pack itself rather than straps, again for improved comfort carrying a heavy load.

Lumbar is lower back, behind the waist belt if there is one.

**DETACH/STOW CARRY STRAPS:** refers to rucksack style straps that can either be ditched entirely or can be stuffed into an integral pocket so that no straps are exposed to snagging.

**REINFORCED SIDES (Free-standing)**=the pack has stiffened panels or bars that keep the bag upright during rope feed.

**CARRY HANDLES WLL ENDS SIDE** dedicated carrying handles with ergonomic adjuncts to make carrying a heavy weight more comfortable. Mounted on the top or for duffle-style side-carry. Can also be used to clip on kit. **WLL**=the max weight you can carry via these handles or an additional haul eye.....

**ADDITIONAL HAUL WLL SEWN EYES RINGS** Top handles can be used for hauling but there is often a sewn loop between the top of shoulder straps or there may be metal eyes around the top.

**GEAR (individual) EYES EXTERNAL INTERNAL** These can be daisy chain eyes, Molle eyes or individual plastic eyelets but all are intended to clip one carabiner and/or clippable hardware

**GEAR LOOPS [STRAPS] EXTERNAL INTERNAL** harness-style larger semi-circles of cord or plastic that allow multiple items to be clipped into the same loop. All handles could be used as a gear loop! **[STRAPS]** [in brackets] is securing web with buckles

**TOTAL POCKETS EXTERNAL INTERNAL** The total number of closable pockets and open pouches outside and inside the bag. This does not include saw pockets/pouches listed separately. **of which.. MESH/CLEAR EXTERNAL INTERNAL** of the total number of pockets those which are clear plastic or open mesh allowing free drainage but more importantly visibility of the contents. Mesh makes the bag lighter than a full, heavy duty enclosure.

**CLOSURES Velcro POP Zipped Draw-Cord Buckle** Referring ONLY to the outside pockets - a colour square indicates the type of closure and the number is the pockets that have that specific closure.

**LID ZIPPED BUCKLE ROLL-TOP** Referring ONLY to the top lid and compartment doors if it is an organiser type pack.

**LOCKABLE:**the main compartment(s) can be locked with a small padlock (not usually supplied). Usually needs a chunky YKK style zip large enough to clip in a padlock clasp but may be a tougher, bespoke element like the *FTC-Tree Koompatia*.

**ID PANEL:** a small-see-through rectangle for a luggage style label or large enough for an inventory or risk assessment sheet.

**END/SIDE STRAPS:**in addition to the carry straps these are adjustable webbing straps on the sides that can either act to compress the bag to a smaller size if it's not fully filled or you can secure items behind them. Side straps are often set above open pouches that can house a saw, pole or spikes or end straps can be used to secure a hank of rope or a tarpaulin etc.

**REFLECTIVE TRIM:** not seen as much on arb packs as they are on rescue packs- light reflective to provide high visibility.

**TARPAULIN:** a separate or integral ground sheet. ☐=if an option

**RAINCOVER:** a separate cap or complete cover. ☐=if an option

**MATERIALS:** just the main body panel materials

**OTHER COLOURS:** colours available OTHER than the colour shown in the product image at the top of the column.









**Images NOT to Scale**  
 £\$€ any price in 'burnt-orange' is a **Currency conversion only**-exc shipping, duties,taxes etc.  
**Backstraps &/or Waist Belts** in square brackets [ ] = padded  
**HAUL EYES** = can carry the entire weight of the bag & contents eg. for hauling or attaching to harness. May double as handles shown as 1/1  
**POP**= Popper or press stud  
**BUCKLE ROLL TOP**= all roll tops are closed with a push-fit/Fastex buckle  
 ●●●●● =Partial feature or OK but not ideal  
 □□□□□ = Option



MANUFACTURER		SEALINE	SEALINE	SEALINE	SEALINE
MODEL litres/liters VARIANT		Discovery View 5	Discovery View 10	Discovery View 20	Discovery View 30
ORIGIN					
COST (inc Tax/VAT) Currency conversion only		£0 \$0 €0	£0 \$0 €0	£0 \$0 €0	£0 \$0 €0
SPECIFICATIONS	VOLUME L/US Gallon intended market	0L/0gal Pro & Exped	0L/0gal Pro & Exped	0L/0gal Pro & Exped	0L/0gal Pro & Exped
	LOAD CAPACITY	0m 0'	0m 0'	0m 0'	0m 0'
	WEIGHT empty	0kg 0lb	0kg 0lb	0kg 0lb	0kg 0lb
	DIMENSIONS	0 x 0 x 0cm 0 x 0 x 0"	0 x 0 x 0cm 0 x 0 x 0"	0 x 0 x 0cm 0 x 0 x 0"	0 x 0 x 0cm 0 x 0 x 0"
FEATURES	BACK STRAPS HANDLES WAIST BELT	---	---	---	---
	POCKETS Ext/Int EYES/LOOP Ext/Int EXT MESH	---	---	---	---
	ID-PANEL DRAIN/VENT HAUL EYE(S)	---	---	---	---
	LID VELCROPOP ZIPPED DRAW-CORD BUCKLE ROLL-TOP	---	---	---	---
	OUTER MATERIALS REFLECTIVE TRIM	--	--	--	--
OTHER COLOURS					
NOTES		-	-	-	-
WEBSITE		sealinegear.com	sealinegear.com	sealinegear.com	sealinegear.com

**Images NOT to Scale**  
 £\$€ any price in 'burnt-orange' is a **Currency conversion only**-exc shipping, duties,taxes etc.  
**Backstraps &/or Waist Belts** in square brackets [ ] = padded  
**HAUL EYES** = can carry the entire weight of the bag & contents eg. for hauling or attaching to harness. May double as handles shown as 1/1  
**POP**= Popper or press stud  
**BUCKLE ROLL TOP**= all roll tops are closed with a push-fit/Fastex buckle  
 ●●●●● =Partial feature or OK but not ideal  
 □□□□□ = Option



MANUFACTURER		SEALINE	SEALINE	SEALINE	SEALINE
MODEL litres/liters VARIANT		Skylake 18	Pro Dry Pack 40	Pro Dry Pack 40	Black Canyon 65
ORIGIN					
COST (inc Tax/VAT) Currency conversion only		£0 \$0 €0	£0 \$0 €0	£0 \$0 €0	£0 \$0 €0
SPECIFICATIONS	VOLUME L/US Gallon intended market	0L/0gal Pro & Exped	0L/0gal Pro & Exped	0L/0gal Pro & Exped	0L/0gal Pro & Exped
	LOAD CAPACITY	0m 0'	0m 0'	0m 0'	0m 0'
	WEIGHT empty	0kg 0lb	0kg 0lb	0kg 0lb	0kg 0lb
	DIMENSIONS	0 x 0 x 0cm 0 x 0 x 0"	0 x 0 x 0cm 0 x 0 x 0"	0 x 0 x 0cm 0 x 0 x 0"	0 x 0 x 0cm 0 x 0 x 0"
FEATURES	BACK STRAPS HANDLES WAIST BELT	---	---	---	---
	POCKETS Ext/Int EYES/LOOP Ext/Int EXT MESH	---	---	---	---
	ID-PANEL DRAIN/VENT HAUL EYE(S)	---	---	---	---
	LID VELCROPOP ZIPPED DRAW-CORD BUCKLE ROLL-TOP	---	---	---	---
	OUTER MATERIALS REFLECTIVE TRIM	--	--	--	--
OTHER COLOURS					
NOTES		-	-	-	-
WEBSITE		sealinegear.com	sealinegear.com	sealinegear.com	sealinegear.com

					
<b>SEALINE</b>	<b>SEALINE</b>	<b>SEALINE</b>	<b>SEALINE</b>		
<b>Blocker Compression 5</b>	<b>Blocker Compression 10</b>	<b>Blocker Compression 20</b>	<b>Blocker Compression 30</b>		
					
£0 \$0 €0	£0 \$0 €0	£0 \$0 €0	£0 \$0 €0		
0L/0gal Pro & Exped	30L/0gal Pro & Exped	40L/0gal Pro & Exped	70L/0gal Pro & Exped		
<b>0m 0'</b>	<b>0m 0'</b>	<b>0m 0'</b>	<b>0m 0'</b>		
0kg 0lb	0kg 0lb	0kg 0lb	0kg 0lb		
0 x 0 x 0cm 0 x 0 x 0"	0 x 0 x 0cm 0 x 0 x 0"	0 x 0 x 0cm 0 x 0 x 0"	0 x 0 x 0cm 0 x 0 x 0"		
---	---	-61	-61		
---	---	-- 10--	-- 10--		
---	---	---	---		
---	---	---	---		
--	--	--	--		
					
-	-	-	-		
sealinegear.com	sealinegear.com	sealinegear.com	sealinegear.com		
					
<b>SEALINE</b>	<b>SEALINE</b>	<b>SEALINE</b>	<b>SEALINE</b>	<b>SEALINE</b>	
<b>Black Canyon 115</b>	<b>Bigfork Daypack 30</b>	<b>Pro Zip Duffel 40</b>	<b>Pro Zip Duffel 70</b>	<b>Pro Zip Duffel 100</b>	
					
£0 \$0 €0	£0 \$0 €0	£0 \$0 €0	£0 \$0 €0	£0 \$0 €0	
0L/0gal Pro & Exped	30L/0gal Pro & Exped	40L/0gal Pro & Exped	70L/0gal Pro & Exped	100L/0gal Pro & Exped	
<b>0m 0'</b>	<b>0m 0'</b>	<b>0m 0'</b>	<b>0m 0'</b>	<b>0m 0'</b>	
0kg 0lb	0kg 0lb	0kg 0lb	0kg 0lb	0kg 0lb	
0 x 0 x 0cm 0 x 0 x 0"	0 x 0 x 0cm 0 x 0 x 0"	0 x 0 x 0cm 0 x 0 x 0"	0 x 0 x 0cm 0 x 0 x 0"	0 x 0 x 0cm 0 x 0 x 0"	
---	---	-61	-61	-61	
---	---	-- 10--	-- 10--	-- 10--	
---	---	---	---	---	
---	---	---	---	---	
--	--	--	--	--	
					
-	-	-	-	-	
sealinegear.com	sealinegear.com	sealinegear.com	sealinegear.com	sealinegear.com	

**Images NOT to Scale**  
 £\$€ any price in 'burnt-orange' is a **Currency conversion only**-exc shipping, duties,taxes etc.  
 Backstraps &/or **Waist Belts** in square brackets [ ]= padded  
**HAUL EYES** = can carry the entire weight of the bag & contents eg. for hauling or attaching to harness. May double as handles shown as 1/1  
**POP**= Popper or press stud  
**BUCKLE ROLL TOP**= all roll tops are closed with a push-fit/Fastex buckle  
 ●●●●●●●●●● =Partial feature or OK but not ideal  
 □□□□□□□□ = Option



MANUFACTURER		SINGING ROCK	SINGING ROCK	SINGING ROCK	SINGING ROCK
MODEL litres/liters <b>VARIANT</b>		Drybag 40	Drybag 40	Dry Duffle 40 C0046BB70	Dry Duffle 60 C0046BB90
ORIGIN					
COST (inc Tax/VAT) <b>Currency conversion only</b>		£0 \$0 €0	£0 \$0 €0	£0 \$0 €0	£0 \$0 €0
SPECIFICATIONS	VOLUME L/US Gallon <b>intended market</b>	40L/10gal <b>Pro Access</b>	40L/10gal <b>Pro Access</b>	40L/10.6gal <b>Pro Access</b>	60L/15.8gal <b>Pro Access</b>
	LOAD CAPACITY	0m 0'	0m 0'	0kg 0lb	0kg 0lb
	WEIGHT empty	0kg 0lb	0kg 0lb	0kg 0lb	0kg 0lb
	DIMENSIONS	0 x 0 x 0cm 0 x 0 x 0"	0 x 0 x 0cm 0 x 0 x 0"	0 x 0 x 0cm 0 x 0 x 0"	0 x 0 x 0cm 0 x 0 x 0"
FEATURES	BACK STRAPS HANDLES WAIST BELT	---	---	---	-- 6
	POCKETS Ext/Int EYES/LOOP Ext/Int EXT MESH	---	---	---	---
	ID-PANEL DRAIN/VENT HAUL EYE(S)	---	---	---	---
	LID VELCROPOP ZIPPED DRAW-CORD BUCKLE ROLL-TOP	---	---	---	---
	OUTER MATERIALS REFLECTIVE TRIM	---	---	---	---
OTHER COLOURS					
NOTES		-	-	-	-
WEBSITE		singingrock.com	singingrock.com	singingrock.com	singingrock.com

**Images NOT to Scale**  
 £\$€ any price in 'burnt-orange' is a **Currency conversion only**-exc shipping, duties,taxes etc.  
 Backstraps &/or **Waist Belts** in square brackets [ ]= padded  
**HAUL EYES** = can carry the entire weight of the bag & contents eg. for hauling or attaching to harness. May double as handles shown as 1/1  
**POP**= Popper or press stud  
**BUCKLE ROLL TOP**= all roll tops are closed with a push-fit/Fastex buckle  
 ●●●●●●●●●● =Partial feature or OK but not ideal  
 □□□□□□□□ = Option



MANUFACTURER		TYPHOON	TYPHOON	TYPHOON	TYPHOON
MODEL litres/liters <b>VARIANT</b>		Osea Backpack 20 C0046BB90	Osea Backpack 40 C0046BB90	Osea Duffel 40 360340	Osea Duffel 60 360360
ORIGIN					
COST (inc Tax/VAT) <b>Currency conversion only</b>					
SPECIFICATIONS	VOLUME L/US Gallon <b>intended market</b>				
	LOAD CAPACITY				
	WEIGHT empty				
	DIMENSIONS				
FEATURES	BACK STRAPS HANDLES WAIST BELT				
	POCKETS Ext/Int EYES/LOOP Ext/Int EXT MESH				
	ID-PANEL DRAIN/VENT HAUL EYE(S)				
	LID VELCROPOP ZIPPED DRAW-CORD BUCKLE ROLL-TOP				
	OUTER MATERIALS REFLECTIVE TRIM	250D Tarp	250D Tarp	500D Tarp	500D Tarp
OTHER COLOURS					
NOTES					
WEBSITE		typhoon-int.co.uk	typhoon-int.co.uk	typhoon-int.co.uk	typhoon-int.co.uk



# HAND-PORTABLE SUB-SEA ROVS



We should first define the acronym that we're using here - ROV or Remote Operated Vehicle - further defined by the term SubSea because an ROV could just as easily be your kids toy car. There are other terms - UUV is Underwater Unmanned Vehicle and AUV is an Autonomous Underwater Vehicle which is not directly controlled by an operator but rather preprogrammed to carry out a specific task via a specified route and mode - these don't use a tether and are not usually utilised by rescue teams. As far as ROVs are concerned, there is a fine line between a mini or hand-portable underwater Remote Operated Vehicle that rescue agencies would or could use and the smaller end of the scientific and oilfield ROVs defined as Work-Class ROVs that look like a block of flats with arms. The difference of course is the ability for your average search team to be able to carry and deploy it and their ability to buy it in the first place. All of the models in this guide cost less than a fire truck - some of them cost less than a set of tyres for your Off Road vehicle but those big boxy exploration and maintenance ROVs are 5 and 6 figure sums or they weigh the same as a small elephant at their smallest! Take this Oceaneering OmniMaxx on the right - it looks a lot like some of the models in our guide if you look at this picture in isolation, but it's 1.3m/50" long and over a quarter of a tonne and don't even bother about asking the cost. They know you can't afford it, rescue/emergency response isn't mentioned once in their blurb. Most of the big ROV manufacturers don't mention rescue or




search & recovery in their list of possible taskings and industries served. They are all about inspection and maintenance of pipelines, subsea comms cables, ships and submarines - you can see where all the money is - oil, gas, shipping and the military.... rescue, not so much. So even though ROV's like that Omni Maxx might be the kind of vehicle that a dive team would crave, it is, to all intents and purposes, 'out of your league'.

As we said earlier, it's a fine line between the most 'recreational' ROV and the cheapest Search and/or Rescue ROV but cost is often the first consideration. Emergency responders and Government agencies not related to defence are unlikely to have money to burn and for most, an ROV is a luxury. It will be tempting to look at some of the numerous Chinese 'recreational' models costing only a few hundred up to a thousand or two on the basis that any capability is better than nothing? Or is it? Once you rock up to a scene with expectations of a capability in underwater search and maybe light-recovery you effectively have a duty of care to perform that task to a level of professionalism expected of any emergency service. Deploying an ROV that looks like your kids skillfully constructed it using one of those month by month publications that builds into a complete ROV might leave you with egg on your face. Because, despite the fact it worked fine in the practice pool, when it came to deployment at an actual incident with time pressing, weather rubbish and the incident commander waiting for you to perform, the video graphics looked sketchy, the tether ran out 20feet short of the target and the battery packed up after 7 minutes because the water is pretty chilly. Not buying 'cheap' is a broad concept that you could apply to any technological kit used for rescue but ROVs - whether aerial or subsea - are a relatively new phenomenon with many new companies vying for your attention and most don't have the kind of track

record that you might otherwise look for in selecting equipment. That's certainly true of aerial ROVs but in fact, subsea ROVs do have some specialists from our sector. Regular readers of **TECHNICAL RESCUE** magazine will be familiar with *JW Fishers* who have been featuring for the past 30 years and this century we have seen Canadian company *DeepTrekker* and US company *VideoRay* targeting the rescue, inspection and research sectors. It's fair to say that *Deeptrekker* and *VideoRay* represent perhaps the more technological end of things - reliable modern complex subsea robotics with a range of vehicles that include an absolute maze of mission possibilities. Compared to the many Chinese models available (which may or may not be good) *Deeptrekker*, *VideoRay* and *JW Fishers* have skin in the game, a track record in rescue that you can hang your hat on. *JW Fishers* represents the bombproof, more traditional end of robotics. Their *Sea Lion* and slightly more basic *Sea Otter* are perhaps the most robust in this sector with a simple cylinder modified to take the lighting units, thrusters and manipulators common to all ROV's. We often think of them in terms of that great (and probably urban myth) analogy that retells how NASA engineers were proud of their latest innovation after thousands of hours of research and design and hundreds of thousands of dollars - a pen that could write in any orientation, underwater, in zero gravity, in freezing temperatures or extreme heat to which the Soviets replied that they too has such an innovation - they called it a pencil. Whether this is true or not, and we doubt it, the point of the analogy is that simple is often the best option. With ROVs being operated in an alien environment by rescuers who rarely get level of use and experience that deep-sea explorers and maintenance workers get but who may be operating under critical time and environmental constraints, the less to go wrong the better.

## POWER/BATTERIES

All of these ROVs are electrically driven but not all have an independent on-board battery system. Some can only operate via hardwire connection to a top-side power source usually housed in a Pelican style hardcase like this Video-Ray power-case



(right). With transformers, many can use other top-side power sources like vehicle batteries or even mains supplies. Many fuel-driven generators on rescue trucks have AC power sockets which some, like *Video-Ray's Defender*, can use. But for the most part, in rescue we're talking independent battery power.

The top-side systems provide much greater longevity and easier power monitoring and management than autonomous on-board batteries and, since a tether is usually used for retrieval, control and live feed, it is not a stretch to add a power cable. Nevertheless a tether adds bulk and drag which an on board battery doesn't but work/search durations are radically different - expect 1 to 4 hours with an on-board high end Li-ion or polymer. The *BlueRov2* above quotes 2hours for heavy use up to 6 hours with 'light' use. A tether may allow up to 8 hours from a top-side powerpack.

## CONTROL of THRUSTERS

In terms of controlling your ROV this relies on thrusters, basically impellers that can have variable orientation but are more usually fixed.

Vector thrusters are paired in opposing directions as you can see in the *Fishers Sea Lion* at the top, The *Oceanobotics* model in the titles and the *Blue ROV* above with additional vertical thrusters for lift. Variable thrusters can be rotated to give infinite directional control. The way you control might be via a simple thumb toggle or, taking a leaf out of military UAVs, the *Play Station*-style controller is seen by many under 50 year-olds as an easier means to control the ROV. The control systems and imaging options are often pre-mounted into a *Peli*-style hard case with the monitor handily located in the lid and ready for use when you open the case like the *Fisher* system top for their *Sea Lion2*. Lighter weight, out-of-the-box controllers are also available like the *Deeptrekker* system above left used to control its *DTG3* ROV and *Video-Ray's Expeditionary* controller above using a tablet with add-ons from the main control box. Lap top computers are another common interface to provide video and sonar viewing.

## UPDATED Oct '25

### SENSORS

On-board sensors can provide data on temperature, depth, direction/orientation, size of and proximity to objects.

Exact location of your ROV has to be achieved via transponders **rather than GPS because satellite-based systems only work in the surface layers of water**. A little easier to work out is orientation of the ROV in terms of whether it is upside down etc and this is achieved with an onboard gyroscope or gimbal relaying attitude to the system. This is all important information that affects the ability of the ROV to perform and enable the controller to carry out specific tasks. Some ROVs have these sensors as standard, most can be added to a package. At a minimum, rescuers will want the option of temperature because the colder it is, the shorter time your battery will last and a navigation package. Navigation in terms of directing the ROV where to go is usually undertaken with **USBL** tracking which uses the surface boat (if you are using one) as its reference GPS. There are also computer analytics that use DVL or Doppler Velocity Log (speed relative to the seabed) and distance from mother-ship figures to calculate location. Usually, DVL just give you an accurate speed.

### VIDEO, IMAGING & LIGHTING

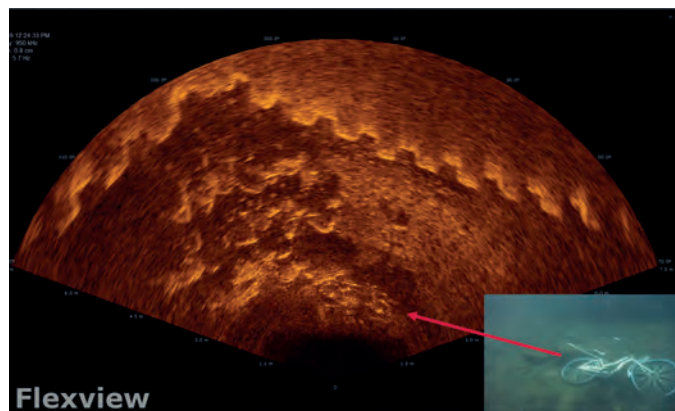
Getting your Remotely Operated Vehicle to the underwater scene is only one part of the package requirements, in fact, by itself is of no use whatsoever. The ROVs need to be able to do something tangible and this means at least the ability to scan an area with Sonar or IR etc or film and illuminate a scene and to relay that back in real time to the team on top. There they will view data and control the ROV from a mobile 'command-Post' like the *Fishers* model above. Real-time visuals include video and higher resolution stills and these generally need to be well illuminated. All ROVs have on-board lighting - arrays of LEDs these days offering differing lighting levels and types of beam from long range spot to short range wide-area flood.

Something that doesn't require lighting is Sonar. Sonar is the most often used asset by rescue agencies and this is a complex field in itself with most ROVs designed to accommodate a specific brand/model of multi-beam rather than scanning or side-scansonar (see our separate GUIDE to SONAR). The image below is via a Kongsberg Flexview sonar which can be retrofitted to many ROVs and in this case has picked out the outline of a bicycle but humans can be far less distinct and it takes a skilled operator with lots of experience to discern a bone-fide target from all the other clutter than may be adorning a lake, bay or river bed.

Your ROV may be equipped with a manipulator arm that can either grab and retrieve objects (to a very specified weight) or perform other manipulation and or cutting tasks but the vast



majority of dive and surface water rescue teams are using their ROVs as a search tool so it is the video capability and/or acoustic/sonar imaging that are most important. And these are elements that can really rack up the bill on your ROV. Imaging sonar will triple the price of a US\$10K ROV. it's always the add-ons that get you but these add-ons can be crucial. High Definition video aided by high intensity white light LEDs with images relayed by a hard-wire (fibre-optic) tether offer the most reliable way to get the best quality images to the controller on top though there are WiFi telemetry systems that will undoubtedly improve in the coming years. This may not be quite as useful



a development as you might think because virtually all ROV deployments would use a tether to the surface anyway in order to deploy, recover or find your ROV should it shut-down and become lost or entrapped. The downfall of video is that it relies on fairly clear water and this is often not what you're dealing with in inclement weather which is why acoustic imaging or sonar is a more favoured function - it not only 'sees' through the murk, it does so over distance of 100s of feet. It is sonar which sets apart the more serious ROV packages.

### MORE TECHNICAL INFO on Cameras VIDEO & IMAGING

### TETHERS

Technically a tether is simply the load-capable connection between your ROV and top-side that enables you to drag it back should it lose power. Once you add a power cable and data transmission cable (fibre-optics) your tether is actually an umbilical providing and receiving vital power and/or data as well as being the distance restraint and haul-back line. Power

# Make Searching Open Waters Safer & Easier with JW Fishers Underwater Equipment

## Hand Held Underwater Metal Detectors




### Pulse 8X

- Detects ALL metals on land & underwater
- Audio and Visual output
- Commercial construction
- Ideal for evidence recovery
- Rated #1 by US Homeland Security

### SAR-1

- "Snareless" design with VIBRATING handle
- Bright red LED display
- Specialized for low visibility environments
- 200' depth rating

## Side Scan Sonar



\* Simulated Drowning Victim



### 600kHz - CW

- Simple to operate
- Up to 225' (75m) range on each side
- Displays images on laptop or tablet
- Commercial construction
- Works in all waters, regardless of clarity
- In use by public safety dive teams

### 450kHz / 900 kHz - CHIRP

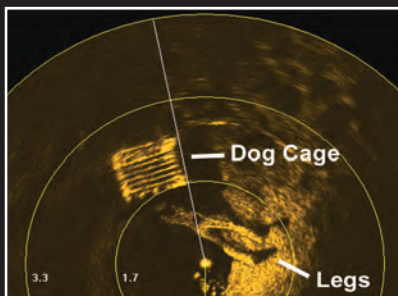
- Fully digital
- Up to 495' (150m) range on each side
- Breaks down for easy transport (case included)
- Commercial construction
- Low cost and easy operation
- Complete turnkey system

## Remote Operated Vehicle with Sector Scanning Sonar



### SeaLion-3

- 7 vectored, thruster system
- Front and rear 1080p HD cameras
- Two monitors for viewing and control
- Picture in picture (PIP) functionality
- Easily transportable
- Commercial construction
- 1,000' depth capability




### SCAN-650

- Target sizing capability
- 360° sweep pattern
- High resolution imagery
- User friendly software
- Commercial construction
- ROV, pole or tripod mountable
- Starting at \$6,995



PHONE: (508) 822-7330  
 info@jwfishers.com  
 jwfishers.com

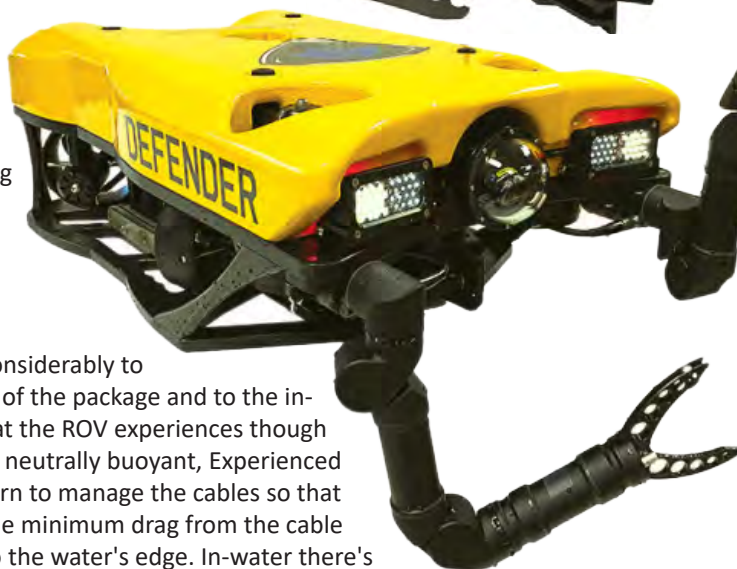
transmission cables like the Video-Ray Expedition Reel below, may not be as long as a simple tether cord or cord & fibre-optic tether which is only limited in length by the capabilities of your ROV and sheer weight and bulk of log tether lengths. Your ROV will have a depth rating which is related to water pressure and what the casing can withstand. This can be anything from 5metres/16feet to 2000m/6560ft. Two things to note here - 1) you might think 5metres - what the hell use is that? But if you are a inland water rescue or dive team it is highly likely that the vast majority of your incidents will involve water depths of less than 30ft so size isn't everything. 2) Equally, do not think that if your ROV has a limit of say 100feet, you only need 100 feet of tether or umbilical. Again, it's not about depth, it's about lateral searching. JWfisher's tether option for the 1000ft rated Seal Lion is 1500ft, not so that you can run it so far beyond 1000feet that you might break it but so that you can move up to 1500ft laterally from your control position - it might only ever be 15ft deep. Of course you then have concerns about the battery life and in particular if you are fighting a current or water flow. That's when that tether might become even more crucial as it allows you to run your ROV out to the max and then manually haul it back rather than operating on only half the limit because you are guiding it back under power before passing the PONR.



single axis arms that only move up and down or left and right. Some don't move at all and are 'grabbers' or other tools that connect direct to the ROV body. Manipulators like the set sported by Video-Ray's Defender below, can operate in all axis directions, swivelling at the union and articulating at the elbow and 'wrist'. The best option might be a modular arrangement that allows you to quickly remove or attach a **MANIPULATOR ARM** or a head (connecting directly to an ROV without the articulated arm) and if that also allowed you the choice of **GRAB** jaws, hydraulic **CUTTER** or even a **LASER** so much the better. But as an inherent feature that you specify at the time of purchase, these are extra expenses, complications to electronics and snag hazards that could trip you up if you are only using them infrequently. Blueprint make a generic series of manipulator arms and tools (pic right) that are used by *Boxfish* and *Video-Ray* among others.



In terms of retrieval of an object or body by grabbing it with jaws, the grip strength is not the same as the ROV's load capacity. You must remember that a strong grip closure can damage an item or disintegrate a cadaver so your control needs to be finite and accurate. You have the advantage that the load capacity is significantly increased by the buoyancy of water - a 10kg/22lb payload may just be enough to move an adult weighing 100kg/220lb under the water. *DeepTrekker*, *Video-Ray* and *Boxfish* offer a **LASER** (scaler) which is not a James Bond villain cutting tool but a rangefinder or incredibly accurate measuring device using two beams.



Tethers add considerably to the air weight of the package and to the in-water drag that the ROV experiences though they are often neutrally buoyant, Experienced controllers learn to manage the cables so that they impart the minimum drag from the cable reel or pack to the water's edge. In-water there's not too much you can do other than avoid changes of direction after obstacles or even seaweed wracks that will conspire to add drag and limit the endurance time of your ROV.

### MANIPULATION ARM, GRABS & TOOLS


Other add-ons include the ubiquitous grasping jaws that you see in every deep-sea film but for rescuers, it's not so common even though it can prove immensely useful. Some are more versatile than others, the simplest, cheapest options are

# KEY to TABLES.....

Any use, feature, accessory or component that is **inherent** in the product is shown as a **solid coloured square** ■■■■■  
 If it's an **OPTION** it is shown as an **outline square** □□□□□  
 A circle ● in the 'USE' columns indicates that this feature is only partially present and/or is OK for that purpose but not ideal.  
**ORIGIN:** The 'manufacturer's country, not necessarily the country of manufacture, If we know it's made in a different country there will be a smaller inset flag.  
**COST:** a rough guide only - **includes** local taxes/VAT. Varies with exchange rates, extra taxes etc. We usually round up to the nearest Pound£/US Dollar\$/Euro€. We now give a currency conversion figure in orange £\$€ which is simply to give an idea of price, it is not the selling price which will have import duties and bulk shipping etc. to add.  
**WEIGHT (with cable/tether)** Weight of the ROV only - this does not include the control system usually housed in a waterproof case like Pelican - such systems can add 15-25kg/33-55lb to the weight of the ROV and tether as an entire system  
**DIMENSIONS height x width x Depth:** of the ROV only  
**DEPTH RATING**  
**ROV LIFT/GRAB CAPACITY**  
**SUPPLIED OPTIONAL TETHER**  
**SPEED OPERATING TEMP**  
**POWER- BATTERY TETHER**

**ONBOARD BATTERY DURATION**  
**TEMP SONAR GPS DIRECTION GPS** = TRANSPONDER that can be interrogated for position because satellite GPS only functions in shallow water. BAE's POSYDEN system seeks to have acoustic buoys across the world to provide a bat-like response to a known location to provide GPS style data.  
**METAL DETECTION LASER RF**  
**MANIPULATOR GRAB CUTTER**  
**VECTOR/VERT/VARIABLE THRUSTERS**  
**CAMERA(S)**  
**RESOLUTION**  
**B W COLOUR PAN TILT**  
**LID LAPTOP HAND MONITOR**  
**DIRECTIONAL LIGHTING**  
**CASE SD/STORAGE**  
**WARRANTY**  
**SLOW FAST FLOW/CURRENT:** Conditions under which the ROV can reasonably operate - dictated by the engine/thruster power. All will operate in still, slow moving water and a current that a person could remain standing in.




Fill in explanations











Rapid response underwater search & recovery ROVs







 **DEEP TREKKER™**



deeptrekker.com

<p><b>Images NOT to Scale</b>                  ~ = approximate  <b>COST:</b> ~ includes local tax/VAT                  £\$€=Currency conversion only  <b>USES/ FEATURES:</b>                  ● = OK BUT NOT IDEAL                  □□□□ = Option                  N/A = info Not Available/not given</p>			
<b>MANUFACTURER</b>	<b>BLUE EYE</b>	<b>BLUE EYE</b>	<b>BLUE EYE</b>
<b>MODEL VARIANT</b>	<b>Pioneer</b>	<b>X1</b>	<b>X3</b>
<b>ORIGIN</b>			
<b>COST</b>	£0 \$4650/4940* €0	£0 \$0 €0	£0 >\$40,000 €0
<b>WEIGHT (with cable/tether)</b>	11 12kg 24 27lb	24kg* 53lb	35kg 75lb
<b>DIMENSIONS</b> height x width x Depth	45.7 x 33.8 x 25.4cm 28 x 17 x 14"	71.4 x 43.5 x 35.1cm 28 x 17 x 14"	71.7 x 0 x 0cm 0 x 0 x 0"
<b>DEPTH RATING</b>	100300m 328984ft	500/1000m 1640/3300ft	305m 1000ft
<b>SPEED OPERATING TEMP</b>	3 knots -00to00°C/ 00-00°F	-10to45°C/ 14-113°F	-10to50°C/ 14-122°F
<b>ROV LIFT/GRAB CAPACITY</b>	1.2-1.4kg/2.6-3.1lb	??	32kg/70lb
<b>SUPPLIED OPTIONAL TETHER</b>	100m/330ft 300m/984ft	350m/1150ft 3000m/10000ft	300m/984ft <2000m/6560ft
<b>POWER= BATTERY TETHER</b>		Lithium Polymer 21.6v ■	21.6v ■
<b>ONBOARD BATTERY DURATION</b>	2-6hrs	4-14hrs	3hrs
<b>TEMP SONAR GPS DIRECTION</b>		□ □ □	□ □ □
<b>METAL DETECTION LASER RF</b>	□	□	□
<b>MANIPULATOR GRAB CUTTER</b>		□	□ ■ ■ rotates 260°
<b>VECTOR/VERTVARITHRUSTERS</b>	4 +2 Vertical	8	6
<b>CAMERA(S) RESOLUTION OPTION B W COLOUR PAN TILT</b>	1 main 1080p ■ +90°	1main + 2 fore/aft NavCams 4K ■	1x front 4K HD 1920x1080, 30FPS ■
<b>LID LAPTOP HAND MONITOR</b>		17"	
<b>DIRECTIONAL LIGHTING</b>	2 or 4x 0 to 1500 lumen	2 x 0 to 8500 lumen 1 rear light	1000 lumen (option 1-4000lmn)
<b>CASE(S) SD/STORAGE</b>		■	■ ■
<b>WARRANTY</b>		1 year	1 year
<b>SLOW FAST FLOW/CURRENT</b>	■	■	■
<b>NOTES</b>	*Price excludes controllers, monitor etc.	*Weight includes salt water ballast. 5hrs Battery mains Recharge or 1.5hrs Field recharge. Auto RTB if comms are lost Blueprint Oculus and tool compatible	Field-changeable tool heads.
<b>WEBSITE</b>	bluerobotics.com	boxfish.nz	deeptrekker.com

			
<b>BLUE ROBOTICS</b>	<b>BOXFISH</b>	<b>CHASER</b>	<b>CHASER</b>
<b>BlueROV2 Alu-frame</b>	<b>ROV +</b>	<b>000</b>	<b>000</b>
			
£0 \$4650/4940* €0	£0 \$0 €0	£0 \$0 €0	£0 \$0 €0
11 12kg 24 27lb	24kg* 53lb	00kg 00lb	00kg 00lb
45.7 x 33.8 x 25.4cm 28 x 17 x 14"	71.4 x 43.5 x 35.1cm 28 x 17 x 14"	00 x 00 x 00cm 00 x 00 x 00"	00 x 00 x 00cm 00 x 00 x 00"
100300m 328984ft	500/1000m 1640/3300ft	000m 000ft	000m 000ft
3 knots -00to00°C/ 00-00°F	-10to45°C/ 14-113°F	-00to00°C/ 00-00°F	-00to00°C/ 00-00°F
1.2-1.4kg/2.6-3.1lb	??		
100m/330ft 300m/984ft	350m/1150ft 3000m/10000ft	00m/000ft 00m/000ft	00m/000ft 00m/000ft
	Lithium Polymer 21.6v ■	■	■
2-6hrs	4-14hrs	0hrs	0hrs
	□ □ □	□ □	□ □
□	□		
	□	□ □ □ rotates 180°	□ □ □ rotates 180°
4 +2 Vertical	8	3	3
1 main 1080p ■ +-90°	1main + 2 fore/aft NavCams 4K ■	1x ■	1x ■
	17"		
2 or 4x 0 to 1500 lumen	2 x 0 to 8500 lumen 1 rear light	lumen	lumen
	■	■ ■	■ ■
	1 year	0 year	0 year
■	■		
*Price excludes controllers, monitor etc. The BlueROV2 is the world's most affordable high-performance ROV. With a 6-thruster vectored configuration, open-source electronics and software, and plenty of expandability.	*Weight includes salt water ballast. 5hrs Battery mains Recharge or 1.5hrs Field recharge. Auto RTB if comms are lost Blueprint Oculus and tool compatible		
bluerobotics.com	boxfish.nz	000000.com	000000.com

<p><b>Images NOT to Scale</b>                  ~ = approximate  <b>COST:</b> ~ includes local tax/VAT                  £\$€=Currency conversion only  <b>USES/ FEATURES:</b>                  ● = OK BUT NOT IDEAL                  □□□□ = Option                  N/A = info Not Available/not given</p>			
<b>MANUFACTURER</b>	<b>CHASER</b>	<b>CHASER</b>	<b>DEEPTREKKER</b>
<b>MODEL VARIANT</b>	<b>000 00</b>	<b>000 00</b>	<b>Revolution</b>
<b>ORIGIN</b>			
<b>COST</b>	£0 \$0 €0	£0 \$0 €0	£0 >\$40,000 €0
<b>WEIGHT (with cable/tether)</b>	00kg 00lb	00kg 00lb	35kg 75lb
<b>DIMENSIONS</b> height x width x Depth	00 x 00 x 00cm 00 x 00 x 00"	00 x 00 x 00cm 00 x 00 x 00"	71.7 x 0 x 0cm 0 x 0 x 0"
<b>DEPTH RATING</b>	000m 000ft	000m 000ft	305m 1000ft
<b>SPEED OPERATING TEMP</b>	-00to00°C/ 00-00°F	-00to00°C/ 00-00°F	-10to50°C/ 14-122°F
<b>ROV LIFT/GRAB CAPACITY</b>			32kg/70lb
<b>SUPPLIED OPTIONAL TETHER</b>	00m/000ft 00m/000ft	00m/000ft 00m/000ft	300m/984ft <2000m/6560ft
<b>POWER= BATTERY TETHER</b>	■	■	21.6v ■
<b>ONBOARD BATTERY DURATION</b>	0hrs	0hrs	3hrs
<b>TEMP SONAR GPS DIRECTION</b>	□ □	□ □	□ □ □
<b>METAL DETECTION LASER RF</b>			□
<b>MANIPULATOR GRAB CUTTER</b>	□ □ □ rotates 180°	□ □ □ rotates 180°	□ ■ ■ rotates 260°
<b>VECTOR/VERTVARITHRUSTERS</b>	3	3	6
<b>CAMERA(S) RESOLUTION OPTION B W COLOUR PAN TILT</b>	1x ■	1x ■	1x front 4K HD 1920x1080, 30FPS ■
<b>LID LAPTOP HAND MONITOR</b>			
<b>DIRECTIONAL LIGHTING</b>	lumen	lumen	1000 lumen (option 1-4000lmn)
<b>CASE(S) SD/STORAGE</b>	■ ■	■ ■	■ ■
<b>WARRANTY</b>	0 year	0 year	1 year
<b>SLOW FAST FLOW/CURRENT</b>			■
<b>NOTES</b>			Field-changeable tool heads.
<b>WEBSITE</b>	oooooo.com	oooooo.com	deeptrekker.com

			
<b>DEEPTREKKER</b>	<b>DEEPTREKKER</b>	<b>DEEPTREKKER</b>	
<b>Pivot</b>	<b>Photon</b>	<b>DTG3</b>	
			
£0 \$17600 €0	£0 \$0 €0	£0 \$8500 €0	
20kg 45lb	11.6kg 25.6lb	8.5kg 18lb	
57.6 x 36 x 31.3cm 0 x 0 x 0"	57.6 x 36 x 31cm 0 x 0 x 0"	27.9 x 32.5 x 25.8cm 11 x 12.8 x 10.2"	
305m 1000ft	120-305m 400-1000ft	200m 656ft	
-10to50°C/ 14-122°F	-10to50°C/ 14-122°F	-00to00°C/ 00-00°F	
100-150m/328-492ft <2000m/6560ft	<2000m/6560ft	75m/246ft 200m/656ft	
19.2v ■	19.2v ■	■	
1.5hrs	2.5hrs	1.5hrs	
□ □ □	□ □ □	□ □	
□	□		
□ ■ ■ rotates 97°	□ □ □ rotates 0°	□ □ □ rotates 180°	
6	6	3	
1x front 4K HD 1920x1080, 30FPS ■	1x front 4K HD 1920x1080, 30FPS ■	1x front 4K HD 1920x1080, 30FPS ■	
	178 mm (7") Wide-Angle LCD		
1000 lumen (option 1-4000lmn)	1000 lumen (option 1-4000lmn)	1000 lumen (option 1-4000lmn)	
■ ■	■ ■	■ ■	
1 year	1 year	1 year	
■	■		
deeptrekker.com	deeptrekker.com	deeptrekker.com	

<p><b>Images NOT to Scale</b>                  ~ = approximate  <b>COST:</b> ~ includes local tax/VAT                  £/\$/€=Currency conversion only  <b>USES/ FEATURES:</b>                  ● = OK BUT NOT IDEAL                  □□□□ = Option                  N/A = info Not Available/not given</p>			
<b>MANUFACTURER</b>	<b>FIFISH</b>	<b>FIFISH</b>	<b>0000</b>
<b>MODEL VARIANT</b>	<b>V-Evo</b>	<b>V6 Expert</b>	<b>000 00</b>
<b>ORIGIN</b>			
<b>COST</b>	£0 \$4650/4940* €0	£0 \$0 €0	£0 \$0 €0
<b>WEIGHT (with cable/tether)</b>	11 12kg 24 27lb	24kg* 53lb	00kg 00lb
<b>DIMENSIONS</b> height x width x Depth	45.7 x 33.8 x 25.4cm 28 x 17 x 14"	71.4 x 43.5 x 35.1cm 28 x 17 x 14"	00 x 00 x 00cm 00 x 00 x 00"
<b>DEPTH RATING</b>	100300m 328984ft	500/1000m 1640/3300ft	000m 000ft
<b>SPEED OPERATING TEMP</b>	3 knots	-10to45°C/ 14-113°F	-00to00°C/ 00-00°F
<b>ROV LIFT/GRAB CAPACITY</b>	1.2-1.4kg/2.6-3.1lb	??	
<b>SUPPLIED OPTIONAL TETHER</b>	100m/330ft 300m/984ft	350m/1150ft 3000m/10000ft	00m/000ft 00m/000ft
<b>POWER= BATTERY TETHER</b>		Lithium Polymer 21.6v ■	■
<b>ONBOARD BATTERY DURATION</b>	2-6hrs	4-14hrs	0hrs
<b>TEMP SONAR GPS DIRECTION</b>		□ □ □	□ □
<b>METAL DETECTION LASER RF</b>	□	□	
<b>MANIPULATOR GRAB CUTTER</b>		□	□ □ □ rotates 180°
<b>VECTOR/VERTVARI THRUSTERS</b>	4 +2 Vertical	8	3
<b>CAMERA(S) RESOLUTION OPTION B W COLOUR PAN TILT</b>	1 main 1080p ■ +-90°	1main + 2 fore/aft NavCams 4K ■	1x ■
<b>LID LAPTOP HAND MONITOR</b>		17"	
<b>DIRECTIONAL LIGHTING</b>	2 or 4x 0 to 1500 lumen	2 x 0 to 8500 lumen 1 rear light	lumen
<b>CASE(S) SD/STORAGE</b>		■	■ ■
<b>WARRANTY</b>		1 year	0 year
<b>SLOW FAST FLOW/CURRENT</b>	■	■	
<b>NOTES</b>	*Price excludes controllers, monitor etc.	*Weight includes salt water ballast. 5hrs Battery mains Recharge or 1.5hrs Field recharge. Auto RTB if comms are lost Blueprint Oculus and tool compatible	
<b>WEBSITE</b>	bluerobotics.com	boxfish.nz	ooooo.com

# DOLPHIN<sup>1</sup>

## ROBOTIC LIFEGUARD

### ZERO RISK FOR RESCUERS



*Dimension* 119x85x20cm  
*Weight* 13kg  
*Propulsion* Water-jet thruster  
*Battery Life* 30mins

*Buoyancy* 32kg  
*Floatability* 150kg  
*Max. Speed* 13km/h(8mph)  
*Control Range* 800m

Your Best Choice  
for Water Rescue!



**Ergonomic Remote Design**



**Highly Visible Warning Light**



**100% More Buoyancy**




**Tangle and Injury Free**










**High-Speed Water-Jet Propulsion**







# NEW - COMPILING Q4-25






Images NOT to Scale  
 ~ = approximate  
 COST: ~ includes local tax/VAT  
 £\$€=Currency conversion only  
 USES/ FEATURES:  
 ● = OK BUT NOT IDEAL  
 □ □ □ □ = Option  
 N/A = info Not Available/not given



<b>MANUFACTURER</b>	HSE	HSE	JW FISHERS
<b>MODEL VARIANT</b>	M2	M2Pro	Sea Otter
<b>ORIGIN</b>			
<b>COST</b>	£0 \$0 €0	£0 \$0 €0	£0 \$21000 €0
<b>WEIGHT (with cable/tether)</b>	0kg 0lb	0kg 0lb	0kg 0lb 0oz
<b>DIMENSIONS</b> height x width x Depth	0 x 0 x 0cm 0 x 0 x 0"	0 x 0 x 0cm 0 x 0 x 0"	0 x 0 x 0cm 0 x 0 x 0"
<b>DEPTH RATING</b>			152m 500'
<b>SPEED OPERATING TEMP</b>			4mph
<b>ROV LIFT/GRAB CAPACITY</b>			
<b>SUPPLIED OPTIONAL TETHER</b>			250ft 1500'
<b>POWER= BATTERY TETHER</b>	■	■	
<b>ONBOARD BATTERY DURATION</b>			
<b>TEMP SONAR GPS DIRECTION</b>	■	■	■ □ ■
<b>METAL DETECTION LASER RF</b>			□
<b>MANIPULATOR GRAB CUTTER</b>		■	□
<b>VECTOR/VERTVARITHRUSTERS</b>			4
<b>CAMERA(S) RESOLUTION OPTION B W COLOUR PAN TILT</b>			1x Front 1x Rear ■ ■ ■
<b>LID LAPTOP HAND MONITOR</b>			■ □ ■ 10.5"
<b>DIRECTIONAL LIGHTING</b>			■ 2200 Lumen LED Ring - R
<b>CASE(S) SD/STORAGE</b>			2 ■ ■
<b>WARRANTY</b>			2 years
<b>SLOW FAST FLOW/CURRENT</b>	■		■
<b>NOTES</b>			
<b>WEBSITE</b>	hse-uav.com	hse-uav.com	jwfishers.com

			
<b>RS</b>	<b>JW FISHERS</b>	<b>THOR ROBOTICS</b>	<b>THOR ROBOTICS</b>
<b>r II</b>	<b>Sea Lion II</b>	<b>TrenchRover 110</b>	<b>TrenchRover 200H</b>
			
	£0 \$30,000 €0	£0 \$0 €0	£0 \$0 €0
	0kg 0lb	4.2kg 9.25lb	15kg 9.25lb
	0 x 0 x 0cm 0 x 0 x 0"	36 x 20 x 20cm 14.2 x 7.9 x 7.9"	50 x 34 x 28cm 19.7 x 13.4 x 11"
	305m 1000ft	5-30m 16-98ft	30m 98ft
	4mph	1.5kn 2.8kmh	2kn 3.7kmh
<b>0ft</b>	250ft 1500ft	30m	30m
		12v 3Ah NiMH or 5Ah LiPo	12v 3Ah NiMH or 5Ah LiPo
	<input type="checkbox"/> <input type="checkbox"/> <input type="checkbox"/>		
	<input type="checkbox"/>		
	<input type="checkbox"/>		<input checked="" type="checkbox"/>
	4	4 x 8000rpm	8 x 8000rpm
<b>Rear</b>			
<b>Colour</b>	<input checked="" type="checkbox"/> <input type="checkbox"/> <input type="checkbox"/> 15" Colour		<input checked="" type="checkbox"/> <input type="checkbox"/> <input type="checkbox"/>
<b>LED - Front rear</b>	<input checked="" type="checkbox"/> 2200 Lumen LED - Front LED Ring - Rear	2x 300 lumen	2x 300 lumen
	2 <input checked="" type="checkbox"/> <input type="checkbox"/>	<input checked="" type="checkbox"/> <input type="checkbox"/>	<input checked="" type="checkbox"/> <input type="checkbox"/>
	2 years	2 years	2 years
	<input checked="" type="checkbox"/>	<input checked="" type="checkbox"/>	<input checked="" type="checkbox"/>
	Has a power-boost option to counter sudden current/flow change	Wireless version available. NB: uses propriety battery <u>not</u> supplied	Wireless version available. NB: uses propriety battery <u>not</u> supplied
<b>om</b>	jwfishers.com	thorrobotics.com	thorrobotics.com

<p>Images NOT to Scale                  ~ = approximate  <b>COST:</b> ~ includes local tax/VAT                  £\$€=Currency conversion only  <b>USES/ FEATURES:</b>                  ● = OK BUT NOT IDEAL                  □□□□ = Option                  N/A = info Not Available/not given</p>			
<b>MANUFACTURER</b>	VIDEO RAY	VIDEO RAY	VIDEO RAY
<b>MODEL VARIANT</b>	Pro4 ip65 Ultra	Pro5	Mission Specialist
<b>ORIGIN</b>			
<b>COST</b>	£0 \$0 €0	£0 \$0 €0	£0 \$0 €0
<b>WEIGHT (with cable/tether)</b>	6.1kg 13.5lb	11.8 36.6kg 26 80.9lb	17.2 32kg 38 71.6lb
<b>DIMENSIONS</b> height x width x Depth	37.5 x 28.9 x 22.3cm 14.75 x 11.4 x 8.75"	51.6 x 33 x 25.7cm 20.3 x 13 x 10.1"	71.1 x 39.4 x 22.9cm 28.8 x 15.5 x 9.0"
<b>DEPTH RATING</b>	305m 1000ft	305m 1000ft	1000m 3280ft
<b>SPEED OPERATING TEMP</b>		4.4 kn	4.4 kn
<b>ROV LIFT/GRAB CAPACITY</b>		11.3 22.6kg 25 50lb	11.3- 22.6kg 25 50lb
<b>SUPPLIED OPTIONAL TETHER</b>		76m/250ft 550m/1804ft	76m/250ft 550m/1804ft
<b>POWER= BATTERY TETHER</b>		48vDC NiMH or Li-ion & 48vDC	48vDC NiMH or Li-ion & 48vDC
<b>ONBOARD BATTERY DURATION</b>			NIMH 1-2hrs, Li-ion 2hrs
<b>TEMP SONAR GPS DIRECTION</b>	■ □ □ □	■ □ □ ■	■ □ □
<b>METAL DETECTION LASER RF</b>	□	□	□
<b>MANIPULATOR GRAB CUTTER</b>	□	□ □ □	■ □ □
<b>VECTOR/VERTVARITHRUSTERS</b>		2 + 1 vertical	4 + 3 vertical
<b>CAMERA(S) RESOLUTION OPTION B W COLOUR PAN TILT</b>		1x Front 13mp still. 16x digital zoom ■ ■ ■	1x Front 1x Rear 13mp still. 16x digital zoom ■ ■ ■
<b>LID LAPTOP HAND MONITOR</b>	■ □ 15" Colour	■ □ □ 15-21" Colour	■ □ □ 15-21" Colour
<b>DIRECTIONAL LIGHTING</b>		2x7600 Lumen spot & flood on both LED arrays	2x7600 Lumen spot & flood on both LED arrays
<b>CASE(S) SD/STORAGE</b>	2 ■ ■	3 ■ ■	3 ■ ■
<b>WARRANTY</b>	2 years	2 years	2 years
<b>SLOW FAST FLOW/CURRENT</b>	■	■	■
<b>NOTES</b>	Ultra a simpler system with lighter control system (8.4kg) but doesn't accept most accessories including sonar and does not operate in fast flow/currents.	Sonar options include Teledyne, Tritech and Blueprint systems. Blueprint Oculuus systems offer 5 to 120m/394ft ranges.	Sonar options include Teledyne, Tritech and Blueprint systems. Blueprint Oculuus systems offer 5 to 120m/394ft ranges.
<b>WEBSITE</b>	videoray.com	videoray.com	videoray.com

			
<b>SRV-8 Defender</b>	<b>OCEANBOTICS</b>	<b>OCEANBOTICS</b>	
	<b>SRV-8</b>	<b>SRV-8X Optimus ATS</b>	
			
	£0 \$0 €0	£0 \$0 €0	
Weight	6.1kg 13.5lb	6.1kg 13.5lb	
Dimensions	37.5 x 28.9 x 22.3cm 14.75 x 11.4 x 8.75"	37.5 x 28.9 x 22.3cm 14.75 x 11.4 x 8.75"	
Depth	305m 1000ft	305m 1000ft	
Capacity			
Power			
Autonomy			
Control	■ □ □ □	■ □ □ □	
Deployment	□	□	
Accessories	■ □ □	■ □ □	
Camera			
Display	■ □ 15" Colour	■ □ 15" Colour	
Lighting			
Warranty	2 ■ ■	2 ■ ■	
Warranty	2 years	2 years	
Warranty	■	■	
Notes	Ultra a simpler system with lighter control system (8.4kg) but doesn't accept most accessories including sonar and does not operate in fast flow/currents.	ATS is a specialist 'ping' detector option with a sensitive acoustic (sonar) detection system for locating downed craft.  Also an MDV Mine Disposal Vehicle for remote detonation of undersea mines	
Website	oceanbotics.com	oceanbotics.com	

# WATER RESCUE TRAINING MANIKINS

Ruth Lee's Man-Overboard manikin is given low-visibility clothing in it's Search & Rescue variant to make finding it harder. No reflective tape or bright colours.



In its simplest form, an in-water training manikin hasn't necessarily changed much in the past 50 years - a bunch of yacht fenders tied together for arms and legs and stuffed into overalls with more shoved into the chest area to make the torso and finished off with a crab-fishing marker buoy as the head. Simple. But rescuers soon got tired of the lack of realism that a fully floating and relatively light dummy provided and started to improvise by drilling and filling with sand or water


for weight and adding extra layers of clothing. The Dacon Dummy on the left is the modern incarnation of these early fender-style manikins. These also worked OK on dry land and in fact many a fire service had their own versions of dummies made out of tyres, fenders and fire hoses stuffed with material. Even though medical sector companies like Simulaids were producing trauma manikins or bits of manikins

as long ago as the 60's we didn't really start seeing more realistic full-weight manikins that could be thrown and dragged around in any rescue scenario until the 80's when we had the iconic lifelike rubber/plastic/metal *Rescue Randy* from

*Simulaids* costing a small fortune and the more amorphous but distinctly more affordable *Ruth Lee* filled fabric manikins. There were others of course producing both realistic and amorphous dummies alongside these early market leaders like the Swedish SRP (right) and ELJI Sport models but as you'll see from our tables - none have quite the scope of these two brands that have tried to corner the market by covering every type of rescue. Water rescue seemed to take a back seat for a while because early development of more realistic training manikins centred on the needs of land-based fire & Rescue services and medical responders. These 'land' manikins could be used short term for water rescue but it quickly became apparent that your hugely expensive and definitely submerged, *Rescue Randy* with metal components didn't last so long in salt water and chlorinated water submersions. Similarly a lot of the fabric models quickly succumbed to mould, disintegration of fibres and some truly unwelcome smells. They all needed materials and constructions more suited to us in water and even today, there is a specific delineation of tasking between land and water manikins - water can do land tasks (but not fire involved training) but land can't do water unless you're treating them as semi-disposable. One very amorphous model, the *Fibrilight BOB* is effectively a giant, shaped dry bag where you fill with whatever weight of water you can deal with and roll the top closed as with any dry bag.

*Simulaids* (right) were always oriented towards patient





ABOVE: The future should be hyper-realistic manikins like these Lifecast/RuthLee adult and juvenile models with full CPR/Airway management interaction but fiscal prudence will mean that more traditional designs will always have a place.



Dave Halliwell and his company *Lifecast body simulation* ([lifecastbodysim.com](http://lifecastbodysim.com)) producing the most scarily realistic manikin heads and torsos in the world. Hollywood-quality medical manikins

in fact that are now termed 'hyper-realistic' and include full size and fully featured babies and toddlers - scary stuff. We have to confess that we consider Dave as one of our own here at TECHNICAL RESCUE as he's been a local paramedic and ALS trainer for decades as many of our own Unit personnel going back to the early nineties can attest. However, we don't blow smoke without good cause and Dave/Lifecast literally lead the world in this stuff. We featured some of his work in TECHNICAL RESCUE#81 including the ability (inset-top-left) for their advanced water manikin to aspirate foamy, pinkish water during and after CPR in about the most realistic post-drowning resus training currently available. What *Ruth Lee* did was to come up with a rugged outer-skin that attached

treatment so they always had a more realistic head for *Rescue Randy* that allowed rescuers to at least try mouth-to-mouth on a mouth rather than a sword fencing face shield but *Ruth Lee* manikins were more about handling and rough handling at that. Despite their amorphous, Squid-Games appearance, they offered softer limbs and body than the human-replicants and were/are perhaps more realistic to handle than they look especially for those models with some kind of skeletal-like inserts that mimic human bone in the way it maintains rigidity of limbs and torso. Ultimately of course this arms race between the realism of a very human-looking manikin and the more utilitarian fabric and fender manikins collided with *Ruth Lee's* collaboration with the Silicon-meister himself

## Half page ad



securely to the hyper-realistic torso (above) and provided the correct orientation, weight and durability for water rescue training. It ain't cheap but at the moment, this is



the gold-standard for water rescue - something that provides the physical needs of handling a victim in-water together with proper medical intervention.

Meanwhile back in the original realistic replicant world and *Rescue Randy* was modified and had some offspring. He was given rust-proof joints and salt/chlorine tolerant skin before immaculately and miraculously conceiving three youngsters all of whom were sent off to work in water. Simulaids and other plastic body'd manikins had the advantage of being able to easily alter the weight and orientation by adding/removing water or sand in some models. Simulaids have ports and valves (below) that mean you don't have to suffer the firefighters curse of having to drag your heavy-ass manikin hundreds of yards across all kinds of terrain and up or down stairs and ladders to set up your training scenario. You could empty your manikin for storage or transport and fill it up on-site. As a readily available and heavy filling, water is perfect for changing the weight and orientation of the manikin from full floating to full sinking (with some clothes on and possibly a dive weight). The valves allow filling and rapid draining.



# KEY to TABLES.....

Any use, feature, accessory or component that is **inherent** in the product is shown as a **solid coloured square** ■■■■

If it's an **OPTION** it is shown as an **outline square** □□□□

A circle ● in the 'USE' columns indicates that this feature is only partially present and/or is OK for that purpose but not ideal.

**ORIGIN:** The 'manufacturer's country, not necessarily the country of manufacture, If we know it's made in a different country there will be a smaller inset flag.

**COST:** a rough guide only - **includes** local taxes/VAT. Varies with exchange rates, extra taxes etc. We usually round up to the nearest Pound£/US Dollar\$/Euro€. We now give a **currency conversion** figure in orange £\$€ which is simply to give an idea of price, it is not the selling price which will have import duties and bulk shipping etc. to add.

**AMORPHOUS HUMAN FACE:** Amorphous is a general representative shape. HUMAN closely resembles a human in the head and upper torso and will always have a realistic face. Some amorphous manikins have a human face to enhance realism and/or allow CPR actions but not necessarily actual CPR

**SPINAL RESISTANCE WAISTNECK:** Generally a reinforcing strip, alloy, plastic or carbon-fibre that runs up the spine. It keeps the manikin in-line rather than completely bending at the waist or the neck but not fully rigid - will allow limited bend under pressure.

**ARTICULATE ELBOW SHOULDER:** The arm will bend at these points. Shoulder joints often rotate as well as hinge.

**ARTICULATE KNEE WAIST NECK:** The legs will bend at the knee

and hip. The head will 'flop' forward or backward unless it has a spinal resistance insert.

**LIFTING ATTACHMENTS:** To suspend the full weight of the manikin out of water for drying

**CPR AIRWAY CAPABLE:** CPR has a mouth into which you can breath or entrain air/oxygen and will have a torso that can resist compressions. **AIRWAY** is a much more advanced feature allowing realistic intubation

**ADVANCED FEATURES: D**

**VARIABLE WEIGHT:** You can make the manikin heavier or lighter either by removing/adding internal weight packs or by adding external weight packs or replacing limbs/components with lighter/heavier options.

**REDISTRIBUTE WEIGHT:** The orientation and buoyancy of the manikin can be adjusted by manipulating the weight distribution with the dummy eg. weight shift from upper torso to upper legs to orient into a more upright stance in the water.

**SOLAS REFLECTIVE:** SOLAS is the international maritime approval/standard for quality reflective tape but there are non-SOLAS reflective materials and some may want the manikin to be low vis in order to test search capabilities!

**IN WATER ORIENTATION:** How the manikin sits in water, most will be head-up with the body and legs at an angle or upright as if treading water. Most will also be semi-submerged with the help of saturated material covers but some may sink.

Body recovery manikins sink but of course a drowning victim that may still be alive and able to be resuscitated may also be underwater depending on their attire.

**WITH REPLACEABLE BOOTS:** May be integrated and difficult to remove/replace - others are usually slip-on/off rubber wellies.



## A WORLD FIRST FOR WATER RESCUE ADVANCED WATER RESCUE MANIKIN



An exciting collaboration between the experts at Ruth Lee Ltd and Lifecast Body Simulation creating **a world-first for water rescue.**

**The most realistic water rescue manikin in the world.** From rescue to resuscitation with advanced life support features.

**Available world-wide** through a network of distributors in more than 40 countries.















☎ +44 (0) 1490 413 282 ✉ SALES@RUTHLEE.CO.UK 🌐 WWW.RUTHLEE.COM



MANUFACTURER	CQC FIBRELIGHT	CQC FIBRELIGHT	DACON	ELJI SPORT	ELJI SPORT
MODEL VARIANT	BoB	BoB+	Rescue Dummy	Water Rescue Woman	Water Rescue Man
ORIGIN					
COST	£00 \$00 €00	£00 \$00 €00	£0 >\$40,000 €0	£0 \$00 €0	£0 \$0 €0
DRY WEIGHT	1-30kg 2.2-66lb	1.2-55kg 2.6-121lb	22-85kg 49-187lb	30kg 66lb	30kg 66lb
HEIGHT	1.74m 5'8"	1.74m 5'8"	1.9m 6'2"	1.5m 5'	1.7m 5'7"
MATERIALS OUTER INNER	Coated Polyester Foam + Water	Coated Polyester + Polyurethane Liner Foam + Water	PVC/ Stainless Steel Air/Water	PVC, Polyester, Rubber ?	PVC, Polyester Rubber ?
AMORPHOUS HUMAN FACE	■	■	■	■ ■	■ ■
SPINAL RESISTANCE WAIST NECK					■
ARTICULATE ELBOW SHOULDER	□ □*	□ □*	■ ■	■ ■	■ ■
ARTICULATE KNEE WAIST NECK	□ □ □*	□ □ □*	■ ■ ■	■ ■	■ ■
LIFTING ATTACHMENTS			Rear lifting eye		
CPR AIRWAY CAPABLE					
ADVANCED FEATURES					
VARIABLE WEIGHT	Water	Water			
REDISTRIBUTE WEIGHT	No	No			
SOLAS REFLECTIVE	No	No	■	■	■
IN WATER ORIENTATION	FLOAT/NEUTRAL	FLOAT/NEUTRAL	SINK* FLOAT 90-180°		
WITH REPLACEABLE BOOTS	No	No	□ □ □	□ □ □	□ □ □
STORAGE BAG HARD-CASE			■	■	■
WARRANTY			1 year	1 year	1 year
OTHER COLOURS					
NOTES	*All extremities can bend depending on how much water is put in.	Will retain 80% of start weight on land after 3hrs. *All extremities can bend depending on how much water is put in.	Extremely robust, can be dropped from height * negative buoyancy version available for body-recovery training		
WEBSITE	cqc.co.uk	cqc.co.uk	daconrescue.com	eljisport.com	deeptrekker.com

NOTES: **COST:** Approx, **INCLUDES** local tax/VAT **USES/ FEATURES:** = PARTIAL FEATURE and/or OK BUT NOT IDEAL = Option

					
<b>ELJI SPORT</b>	<b>PAX</b>	<b>RUTH LEE</b>	<b>RUTH LEE</b>	<b>RUTH LEE</b>	<b>RUTH LEE</b>
<b>Water Rescue Child</b>	<b>Water Rescue</b>	<b>MOB II Adult</b>	<b>MOB Youth</b>	<b>MOB Toddler</b>	<b>MOB Toddler</b>
					
£0 \$8500 €0	£0 \$00 €1250	£0 \$800 €0	£0 \$0 €0	£0 \$0 €0	£0 \$0 €0
10kg 22lb 1m 3'3"	45kg 99lb 1.82m 6'	40kg 88lb 1.8m 5'11"	20kg 44lb 1.3m 4'3"	8kg 17.6lb 0.9m 2'11"	5kg 11lb 0.7m 2'4"
PVC, Polyester, Rubber ?		Nylon Mesh/ Reinforced PVC Polypropylene plastic /non-absorbant (1 Day <0.1%) closed cell foam	Nylon Mesh/ Reinforced PVC Polypropylene plastic /non-absorbant (1 Day <0.1%) closed cell foam	Nylon Mesh/ Reinforced PVC Polypropylene plastic /non-absorbant (1 Day <0.1%) closed cell foam	Nylon Mesh/ Reinforced PVC Polypropylene plastic /non-absorbant (1 Day <0.1%) closed cell foam
■ ■	■	■	■	■	■
		■ ■	■ ■	■ ■	■ ■
■ ■ ■ ■					
		rear web loop	rear web loop	rear web loop	rear web loop
		Foam pads	Foam pads		
■	■	■	■	■	■
		FLOAT 45-90°	FLOAT 45-90°	FLOAT 45°	FLOAT 45°
□ □	■	■	■	■	■
■ 1 year		■	■	■	■
	■ ■	■	■	■	■
	includes solid foam lifejacket <b>DISCONTINUED</b>				
deeptrekker.com	pax-bags.com	ruthlee.com.com	ruthlee.com.com	ruthlee.com.com	ruthlee.com.com

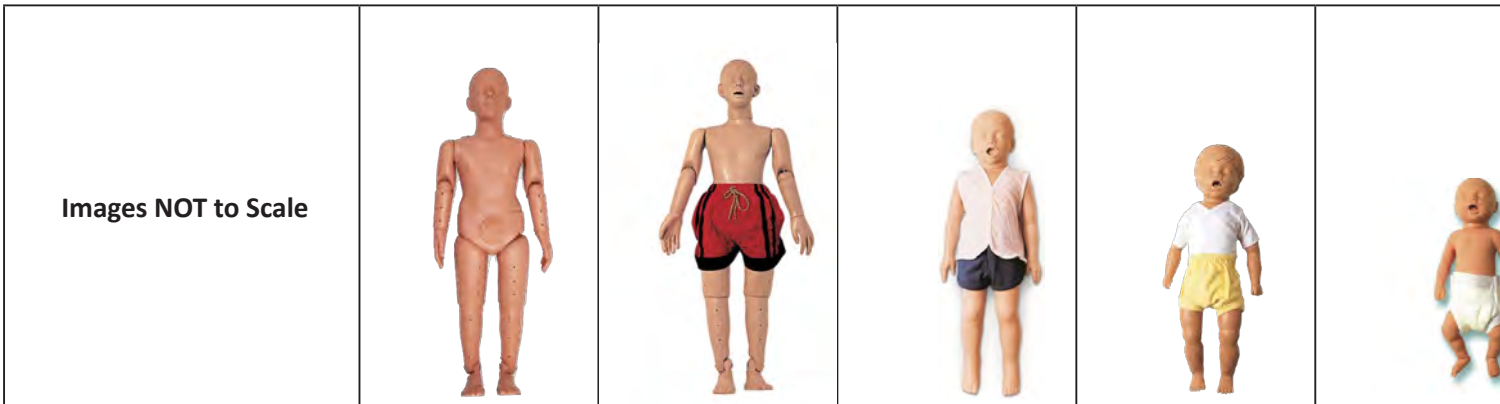
N/A = info Not Available/not given INFLATION TIME: Hand Pump/ Compressed Air VALVES PRV=Pressure Relief Valve



MANUFACTURER	RUTH LEE	RUTH LEE	RUTH LEE	RUTH LEE	RUTH LEE
MODEL VARIANT	Surf Adult	Pool Adult	Pool Youth	Advanced Adult	Advanced Toddler
ORIGIN					
COST	£0 \$0 €0	£0 \$1400 €0	£0 \$900 €0	£0 \$0 €0	£0 \$0 €0
DRY WEIGHT	20kg 44lb	30kg 66lb	16kg 35.3lb	0kg 0lb	12kg 26.4lb
HEIGHT	1.5m 5'	1.3m 4'3"	1.1m 3'7"	1.9m 6'2"	0.95m
MATERIALS OUTER	Nylon Mesh/ Reinforced PVC	Nylon Mesh/ Reinforced PVC	Nylon Mesh/ Reinforced PVC	Nylon Mesh/ Reinforced PVC	Nylon Mesh/ Reinforced PVC
INNER	Polypropylene plastic /non-absorbant (1 Day <0.1%) closed cell foam	Polypropylene plastic /non-absorbant (1 Day <0.1%) closed cell foam	Polypropylene plastic /non-absorbant (1 Day <0.1%) closed cell foam	Polypropylene plastic /non-absorbant (1 Day <0.1%) closed cell foam	Polypropylene plastic /non-absorbant (1 Day <0.1%) closed cell foam
AMORPHOUS HUMAN FACE	■	■ ■	■ ■	■ ■	■
SPINAL RESISTANCE WAIST/NECK					
ARTICULATE ELBOW SHOULDER		■	■	■	■
ARTICULATE KNEE WAIST/NECK					
LIFTING ATTACHMENTS	rear web loop	rear web loop	rear web loop		
CPR AIRWAY CAPABLE				■ ■	■ ■
ADVANCED FEATURES				Lung fluid/foam	Lung fluid/foam
VARIABLE WEIGHT					
REDISTRIBUTE WEIGHT					
SOLAS REFLECTIVE	■	■	■	■	■
IN WATER ORIENTATION	FLOAT 90°	SINK/NEUTRAL BUOY-	SINK/NEUTRAL BUOY-	FLOAT 45°	FLOAT 45°
WITH REPLACEABLE BOOTS	-	-	-	■	■
STORAGE BAG HARD-CASE					
WARRANTY					
OTHER COLOURS	■	■	■	■	■
NOTES	Arms loped above head for in-water pick-up			<i>lifecastbodysim.com</i>	<i>lifecastbodysim.com</i>
WEBSITE	ruthlee.com.com	ruthlee.com.com	ruthlee.com.com	ruthlee.com.com	ruthlee.com.com

NOTES: **COST:** Approx, **INCLUDES** local tax/VAT **USES/ FEATURES:** = PARTIAL FEATURE and/or OK BUT NOT IDEAL = Option





MANUFACTURER	SIMULAIDS				
MODEL VARIANT	Water Rescue Adolescent	Water Rescue CPR Adolescent	Water Rescue Timmy	Water Rescue Billy	Water Rescue C
ORIGIN					
COST	£1065 \$840 €1412	£1542 \$0 €2190	£323 \$273 €0	£317 \$267 €0	£285 \$252 €0
DRY WEIGHT	9kg 19.8lb	5kg 11lb	5kg 11lb	40kg -12lb	2.3kg 5lb
HEIGHT	1.25m	0.7m 2'4"	0.7m 2'4"	1.8m 5'11"	0.5m 20"
MATERIALS OUTER INNER	Vinyl/ Stainless Steel Air/Water	Vinyl/ Stainless Steel Air/Water	Vinyl/ Stainless Steel Air/Water	Vinyl/ Stainless Steel Air/Water	Nylon Mesh/ Reinforced PV Polypropylene pl /non-absorbant Day<0.1%) closed foam
AMORPHOUS HUMAN FACE					
SPINAL RESISTANCE WAIST NECK					
ARTICULATE ELBOW SHOULDER					
ANKLE KNEE WAIST NECK					
LIFTING ATTACHMENTS					rear web loop
CPR AIRWAY CAPABLE					
ADVANCED FEATURES					
VARIABLE WEIGHT	Water	Water	Water		
REDISTRIBUTE WEIGHT					
SOLAS REFLECTIVE					
IN WATER ORIENTATION	FLOAT	FLOAT	FLOAT	FLOAT	SINKS
WITH REPLACEABLE BOOTS	-				
STORAGE BAG HARD-CASE					
WARRANTY	3 Years	3 Years	3 Years	3 Years	3 Years
OTHER COLOURS					
NOTES			3 Years old	6-9 month old	baby
WEBSITE	simulaids.com	simulaids.com	simulaids.com	simulaids.com	simulaids.com

NOTES: **COST:** Approx, **INCLUDES** local tax/VAT **USES/ FEATURES:** = PARTIAL FEATURE and/or OK BUT NOT IDEAL = Option

						
	SRP	SRP	SRP	SRP		
Category	Water CPR	Water Floating 15-9161F	Water Sinking 15-9161S	Water Sinking Child 15-9161SB		
						
Price	£285 \$252 €0	£00 \$00 €00	£00 \$00 €00	£00 \$00 €00		
Weight	40kg 88lb 1.8m 5'11"	40kg 88lb 1.8m 5'11"	40kg 88lb 1.8m 5'11"	18kg 39.6lb 1m 3'3"		
Material	PVC	PVC				
Features	■	■	■	■		
Additional Features	■ ■	■ ■	■ ■	■ ■		
Other Features	■ ■ ■	■ ■ ■	■ ■ ■	■ ■ ■		
Special Features	■					
Search Features		Heat bar for FLIR searching				
Search Features (2)	■	■	■	■		
Search Status	FLOAT	FLOAT	SINKS	SINKS		
Search Status (2)	□	□	□	□		
Search Status (3)			■	■		
Search Status (4)		Heat bar for FLIR searching				
Website	srp.se	srp.se	srp.se	srp.se		

N/A = info Not Available/not given INFLATION TIME: Hand Pump/ Compressed Air VALVES PRV=Pressure Relief Valve