

# PEACE PASSPORT



***CHILD BOOKLET***



## DAY 1



Make  
new friends.

Talk  
and listen.

Learn from  
people who  
are different.

## DAY 2



Consider  
the feelings  
and needs  
of others.

Offer  
to help.

Respect  
everyone.

## DAY 3



Say, "Stop."

Refuse  
to fight.

Speak up  
for what  
is right.

## DAY 4



Solve problems  
without  
using violence.

Walk away  
and cool off.

Eat together.

## DAY 5



Take action  
when  
someone  
is hurt.

Surprise  
someone  
with kindness.

Show  
Jesus' love.

*Peace Passport* is for grades K–6. Published by The Pastoral Center • <https://pastoral.center> • [GrowingUpCatholicVBS.com](https://GrowingUpCatholicVBS.com) • 844-727-8672 • [support@pastoral.center](mailto:support@pastoral.center) • All rights reserved. No part of this publication may be reproduced, stored in a retrieval system, or transmitted in any form or by any means, electronic, mechanical, photocopying, recording, or otherwise, without the prior permission of the copyright owners. Printed in the United States of America. • Portions of this work copyright © 2024 The Pastoral Center • Adapted and reprinted with permission from *Passport to Peace* © 2022 Shine Curriculum, Harrisonburg, VA 22803. All rights reserved. Joan L. Daggett, project director. • *Peace Passport* student booklet credits: Writer: Sarah Schlegel • Editors: Chrissie Muecke, Joan L. Daggett, Rachel Nussbaum Eby • Designer: Merrill Miller • Illustrations: Elisante Daniel Lulu (p. 3), Joshua Williams (p. 7), and Emily Teng (p. 9) by David Leonard, originally in *Making Waves: Fifty Stories about Sharing Love and Changing the World* by Judy Clemens, © 2020 by Herald Press. Other illustrations by Kate Cosgrove (pp. 6, 23); Gabhor Utomo (p. 12); Jesse Graber, Sherry Neidigh, and Dana Regan (all on p. 23). Images not otherwise credited are from Getty Images. • Unless otherwise noted, scripture quotations are from the *New Revised Standard Version Bible: Catholic Edition*, copyright © 1989, 1993 National Council of the Churches of Christ in the United States of America. Used by permission. All rights reserved worldwide.

# DAY 1 CAN WE TALK? ACTS 8:26-40

## Kid Peacemaker

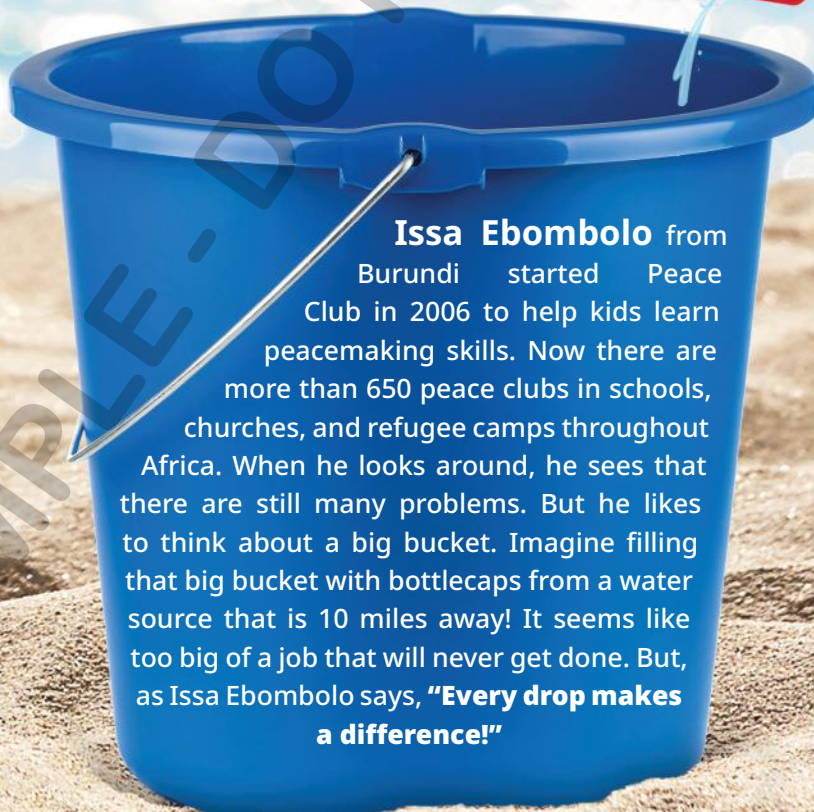


My name is **Elisante Daniel Lulu**. I am a Christian and I live in Tanzania, a country in East Africa. My country has two main religious groups: Muslim and Christian. Many people in these groups get along well, but sometimes there are disagreements or even violence.

I thought that talking about faith might be a way to bring people together. I tried to do that in Facebook groups. When arguments happened, I used peaceful, polite words to help calm people down. And it often worked! Speaking with love and understanding made a big difference.

I now have many Muslim friends. We work together, eat together, and help each other. Misunderstandings happen, even among friends. When we disagree, we come together and talk. We are different, but we still show each other love and respect!

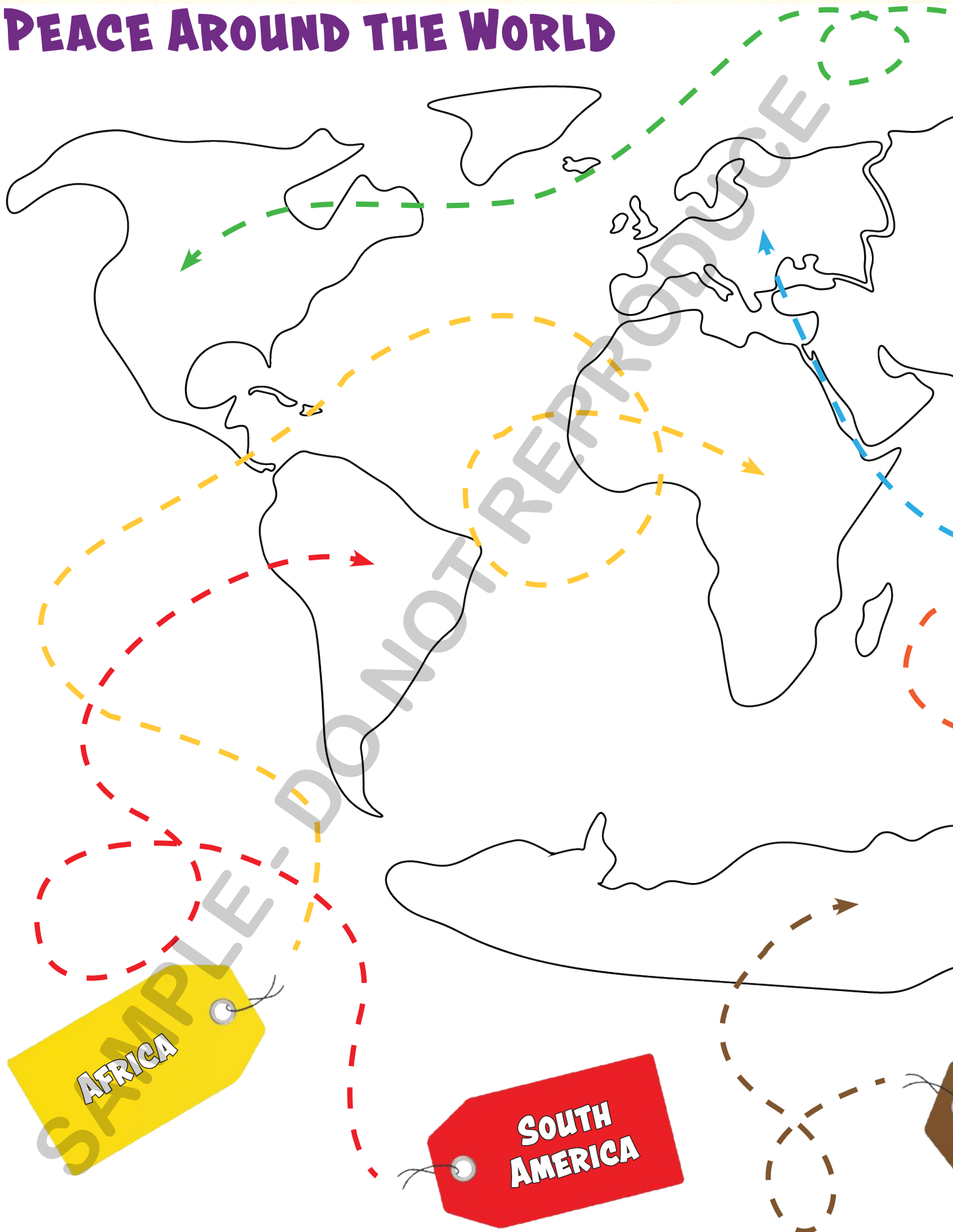
## There Is Peace in My Bucket!



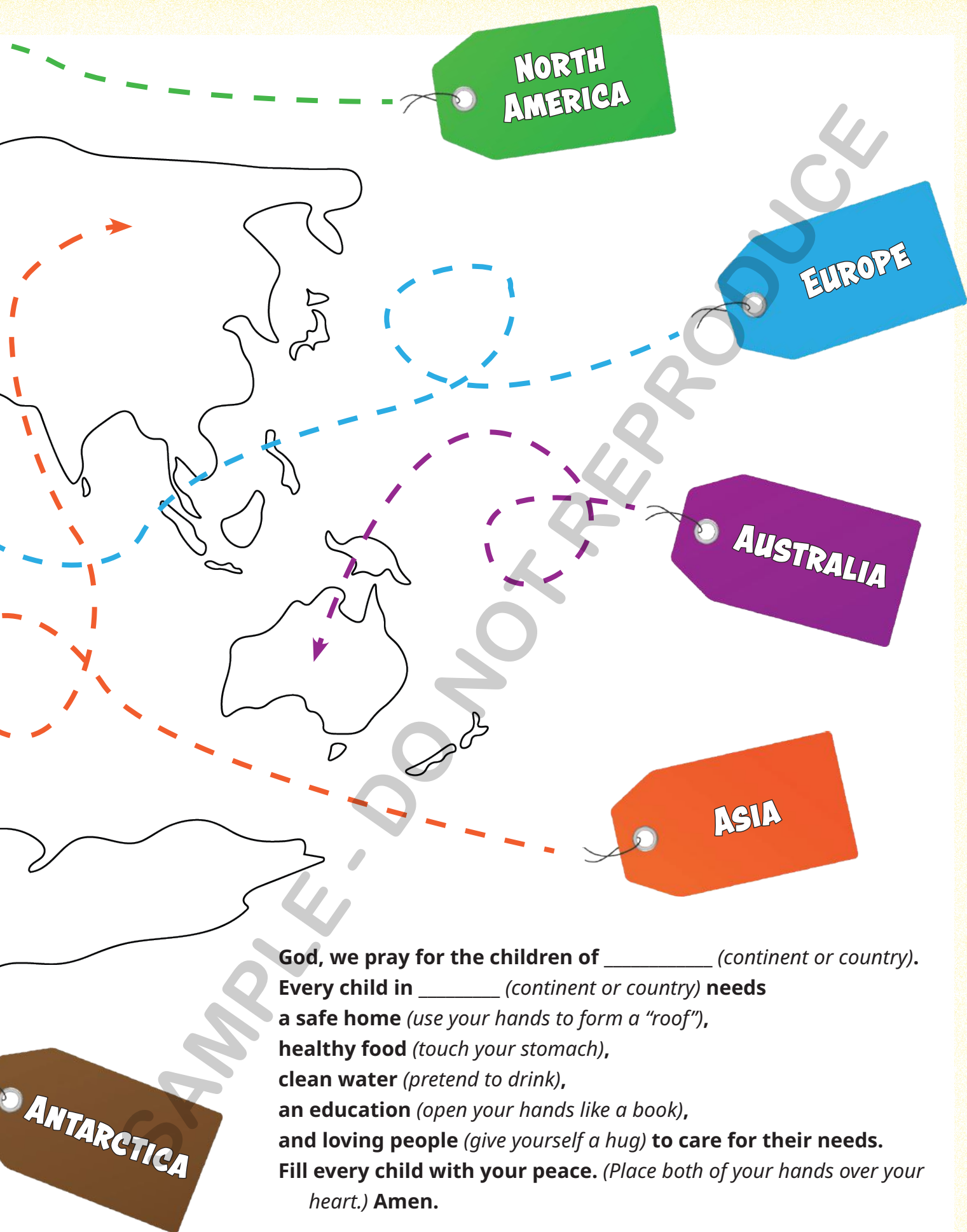
**Issa Ebombolo** from Burundi started Peace Club in 2006 to help kids learn peacemaking skills. Now there are more than 650 peace clubs in schools, churches, and refugee camps throughout Africa. When he looks around, he sees that there are still many problems. But he likes to think about a big bucket. Imagine filling that big bucket with bottlecaps from a water source that is 10 miles away! It seems like too big of a job that will never get done. But, as Issa Ebombolo says, **"Every drop makes a difference!"**



# PEACE AROUND THE WORLD







God, we pray for the children of \_\_\_\_\_ (continent or country).

Every child in \_\_\_\_\_ (continent or country) **needs**

**a safe home** (use your hands to form a "roof"),

**healthy food** (touch your stomach),

**clean water** (pretend to drink),

**an education** (open your hands like a book),

**and loving people** (give yourself a hug) **to care for their needs.**

**Fill every child with your peace.** (Place both of your hands over your heart.) **Amen.**



## DAY 2 DO YOU SEE WHAT I SEE?

### MATTHEW 25:31-46



When you care for other people, you are also caring for Jesus! Start at each picture and find your way through the maze to Jesus in the middle.







# Kid Peacemaker



My name is **Joshua Williams**. I live in Miami, Florida. When I was four years old, I saw a man holding a sign that said, "Need Food." How could that be? Wasn't there enough food for everyone? I wanted to help. I started an organization called "Joshua's Heart." We have a food pantry. On Fridays, we give out bags of food to kids so that they have something to eat on the weekend. We give food to people who are homeless. There are now more than 25,000 volunteers who work with Joshua's Heart. More than half of those are kids! Here's my advice: **Start small and help your neighbor!**

Match the symbols and fill in the blanks with the missing letters.

P \_ \_ C \_ M \_ K \_ R S



F \_ N D

W \_ Y S



T \_

H \_ L P .



Code:

A



E



I



O





# DAY 3 I HAVE AN IDEA! 1 SAMUEL 25:1-35

**Narrator:** David was camped in the desert with his soldiers. Nearby, there was a rich man named Nabal.

**David:** *(to servant)* Write this down: "Nabal, I hope that you and your family are well. I heard that you are shearing your sheep. We protected your shepherds when they were near. Please share some of your food with us. Thanks so much, David."

**David:** *(to servant)* Go and deliver this message at once.

**David's servant:** *(rolling up the scroll)* As you wish. *(Leaves to deliver message.)*

---

**Nabal:** Who does this David think he is? What makes him think that I would give him my bread, my water, and my meat?

**Narrator:** David's servant returned and told David everything. This made David very angry!

**David:** Everybody get your swords!

**Narrator:** Meanwhile, back at Nabal's house, one of the servants went to Nabal's wife, Abigail, and reported on the situation.

**Nabal's servant:** Help! Nabal has offended David and won't listen to anyone. Can you think of anything to do? Otherwise, we are all doomed!

**Abigail:** Quickly! Gather as much food as you can. Load it all on donkeys. We must hurry!

**Narrator:** The servants did as she said. Abigail met David and his 400 men on the path. Abigail got off her donkey and bowed down in the middle of the road.

**Abigail:** Sir, please let me explain. Please don't pay attention to Nabal. I didn't see the men that you sent, but please take this gift of food that I've brought with me. May the Lord protect you and keep you safe from your enemies.

**David:** Praise God that you came! God must have sent you to meet me today. Your good sense has kept me from taking revenge and killing innocent people.

**Narrator:** David accepted the food, and Abigail went back home. Her quick, wise, and peaceful actions kept Nabal's family and servants from harm.





# Kid Peacemaker



Hi! I'm **Emily Teng**. I was born in Singapore but also lived in Indonesia and Australia. I was very shy, and people at school often said mean things to me. I started a program called **Beyond Awesome**. It's for kids ages 6–16. It is a safe place to learn, make friends, and get help with schoolwork. I also started a project called Blessings in a Bag. We collect donations of clothing, household items, and school supplies and give them to children across Southeast Asia who need them. How will you make someone feel welcome and safe? **How will you bless someone today?**

Use the words in the Word Box to fill in the letter blanks in the acrostic.

B	E	Y	O	N	D	W	_____	_____	_____	_____	_____
						O	_____	_____			
_____	X	_____				R	_____	_____	_____	_____	
						L	_____	_____	_____	_____	S
						D	_____	_____	T	_____	_____
						C	_____	_____	N	_____	_____
						H	_____	_____	_____		
						A	_____	_____			
C	_____	M	_____	_____		N	_____	_____	_____		
E	V	E	R	Y	D	G	_____	_____	_____		
						E	_____	_____	_____	E	_____

**Word Bank:**  
Awesome  
Bags

Blessings  
Community  
Connect

Donations  
Emily Teng  
Experience

Gifts  
Hope  
Love



# DAY 4 TROUBLE IN THE NEIGHBORHOOD

## GENESIS 26:12-33

*Scene: Isaac and several servants digging a well.*



**Servant 1:** Whew! This is hard work!

**Servant 2:** It sure is.

**Isaac:** Let's go and have some dinner and rest.

*They eat and rest. The next day, they go back to the well.*

**Servant 1:** Oh no! Look! Our well has been filled in!

**Servant 2:** We worked so hard!

**Isaac:** Look, here comes Abimelech.

**Abimelech:** Isaac, I want you to leave our country. You have become too powerful to stay here.

**Isaac:** Well, I guess if you feel that strongly about it. Okay. I'll leave.

*Isaac and his servants walk away and start digging again.*

**Servant 1:** Whew! This is hard work!

**Servant 2:** It sure is.

**Shepherd 1:** Hey! That's OUR well!

**Servant 1:** No it isn't! We just dug it.

**Shepherd 2:** We were here first!

**Isaac:** (to his servants) Let's go. We will find another well. We will name this well "Quarrel."

*Isaac and his servants walk away to dig another well. The same thing happened again. This time, they named the well "Jealous." Finally, they dug one more well. No one came to argue! They named the well "Lots of Room." Isaac traveled on to Beersheba. The Lord came to him and said,*

**Lord:** Don't be afraid! I am the God who was worshiped by your father Abraham. I will be with you and bless you.

*Isaac built an altar there and worshiped the Lord. Then his servants started digging a well.*

**Servant 1:** Whew! This is hard work!

**Servant 2:** It sure is. Oh no, here we go again. Abimelech is here. Start packing your bags.

**Isaac:** (to Abimelech) Why are you here? Didn't you send me away because you hated me?

**Abimelech:** Now we know for certain that the Lord is with you. There needs to be a peace agreement between us. Let's make a promise not to hurt each other.

**Isaac:** Okay. Let's eat together and celebrate our peace.

*The next day, Isaac and Abimelech made a solemn promise to one another. Abimelech left in peace. Later that day,*

**Servant 1:** (digging a well) Whew! This is hard work!

**Servant 2:** Hey! We've struck water!

**Isaac:** Let's name this well "Promise."





## Kid Peacemaker



**Spencer Turner** is from Newcastle, England. When he was 10, he learned about an amazing thing that happened during World War I. On Christmas Day in 1914, British and German soldiers had agreed not to shoot at each other. Instead, they sang Christmas carols, exchanged gifts, and played football (soccer) together! There was peace during a war! England wanted to make a peace memorial to remember this event. Spencer entered a contest called **"Football Remembers."** His design was chosen for the memorial. It shows a football with two hands shaking. Two football players from the Newcastle United team came to tell him he won! You can see pictures of Spencer and his design if you search online for images of "Spencer Turner Football Remembers."

Jesus gave an important message: **LOVE YOUR ENEMIES!** Make that message by connecting three soccer balls in order. Then repeat until all the balls have been used once.





# DAY 5 THE ROAD LESS TRAVELED

## LUKE 10:25-37

**Eli:** Teacher, what should I do to have eternal life?

**Jesus:** What do the Scriptures say?

**Eli:** Love God with all your heart, soul, strength, and mind. Love your neighbors as much as you love yourself.

**Jesus:** Right. If you do these things, you will have eternal life.

**Eli:** But teacher, who is my neighbor?

*(The following roles are acted out as Jesus talks: man, robbers, priest, Levite, Samaritan, innkeeper.)*

**Jesus:** One day a man was traveling from Jerusalem to Jericho when all of a sudden, robbers attacked him! They beat him up, took everything he had, and left him half dead on the road.

A priest was walking on that same road. When he saw the injured man, he crossed the road and walked away. A temple worker came walking by the injured man. He also crossed the road to walk on the other side.

A man from Samaria came traveling along. When he saw the man, he felt sorry for him. He cared for him and bandaged his wounds. He took the injured man to an inn. He gave the innkeeper money for the man's care. He promised to pay for any extra needs when he returned.

**Jesus:** Which one of these people was a neighbor to the man who was robbed and beaten?

**Eli:** The one who cared for him.

**Jesus:** Go and do the same.







# Kid Peacemaker

**Mayerly Sánchez** was born near Bogotá, Colombia in 1984. When she was 12 years old, her friend was killed by gang members. After he died, she started a peace club for children. They played soccer with gang members. They put on plays about peace. The peace club grew and grew. Later, she worked with many other children to start the Movimiento de los Niños por La Paz (Children's Movement for Peace) in Colombia. More than 2.7 million children voted for the "Children's Peace and Rights

Mandate" to show the adults that they wanted to live in a peaceful country. Mayerly taught many children the skills they need to live in a peaceful way. She tells them: "Peace begins with yourself, with the way you treat your family, your friends,

your communities, your country—but it does not stop there. Peace that begins in the hearts of children can cover the whole world." Mayerly is an adult now, but she is still working to bring peace for the children of Colombia.

Find the bold words in the word search to see some of the actions Mayerly took to bring peace. Be sure to find her first and last names!

R	D	B	K	G	P	I	M	T	C	P	M	R
E	S	T	I	R	F	C	A	P	O	E	D	A
P	M	A	H	E	K	M	Y	G	I	X	Y	C
T	S	N	F	R	E	P	E	O	P	K	U	D
U	Y	T	W	V	U	G	R	T	R	F	O	S
G	X	D	O	G	J	U	L	D	E	R	B	W
F	A	B	N	P	M	I	Y	L	F	I	G	Q
P	Q	E	G	K	D	P	U	K	A	E	P	S
E	W	B	R	J	L	R	S	D	E	N	L	Z
C	Z	U	R	V	J	K	D	H	M	D	O	P
K	S	A	N	C	H	E	Z	R	G	S	D	Y
S	D	T	E	G	Y	U	O	C	E	H	X	N
E	C	I	R	E	D	C	J	H	E	L	P	C
A	X	R	W	D	J	B	Y	D	V	D	E	R



## WORD LIST:

Ask for **HELP**.

Say **STOP**.

**SPEAK UP**.

Make new **FRIENDS**.

**ACT** when people are hurt.

**MAYERLY**

**SANCHEZ**

Words can be found horizontally, vertically, diagonally, forward, and backward.



# PEACE PUZZLE

Complete the crossword puzzle.  
Then fill in the blanks according  
to the clues to complete the verse.

## Across

3. Someone who lives next door
4. The opposite of hate
5. Not me, but \_\_\_\_\_
7. The opposite of love

## Down

1. Mistreat
2. A person who fights another
6. Talk to God



## Word Box

Neighbor	You	Persecute
Enemy	Pray	
Love	Hate	

“\_\_\_\_\_ have heard that it was said, ‘You shall \_\_\_\_\_ your \_\_\_\_\_ and  
(5 Across) (4 Across) (3 Across)

\_\_\_\_\_ your \_\_\_\_\_.’ But I say to \_\_\_\_\_, \_\_\_\_\_  
(7 Across) (2 Down) (5 Across) (4 Across)

your enemies and \_\_\_\_\_ for those who \_\_\_\_\_.  
(6 Down) (1 Down) (5 Across)

—Matthew 5:43–44



Cut out the plane template. Lay it horizontally in front of you so that the words "Countdown/Get ready!" is in the bottom left corner. Follow the numbers to fold the plane.



## COUNTDOWN

Get ready!

3

Take 3  
deep breaths.

## TO PEACE

Ask yourself...

3

How do I feel?  
Why?

↑ ⑥ Fold up to top edge.

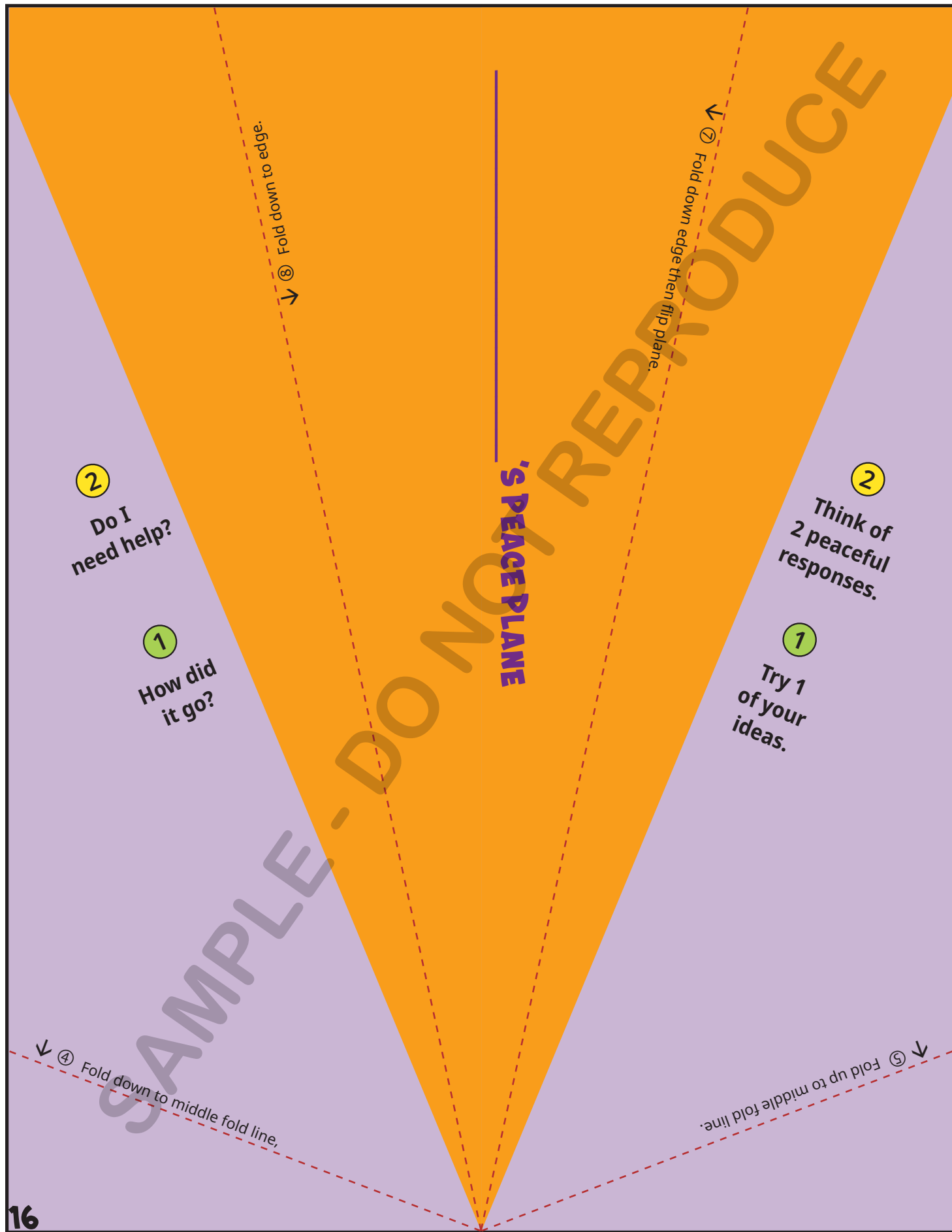
↑ ↑ ① Fold in half, and then unfold.

↑ ③ Fold up to middle fold line.

↑ ② Fold down to middle fold line.

"COUNTDOWN TO PEACE" PLANE





② Do I need help?

① How did it go?

② Think of 2 peaceful responses.

① Try 1 of your ideas.

'S PEACE PLANE

⑧ Fold down to edge.

⑦ Fold down edge then flip plane.

④ Fold down to middle fold line,

⑤ Fold up to middle fold line.



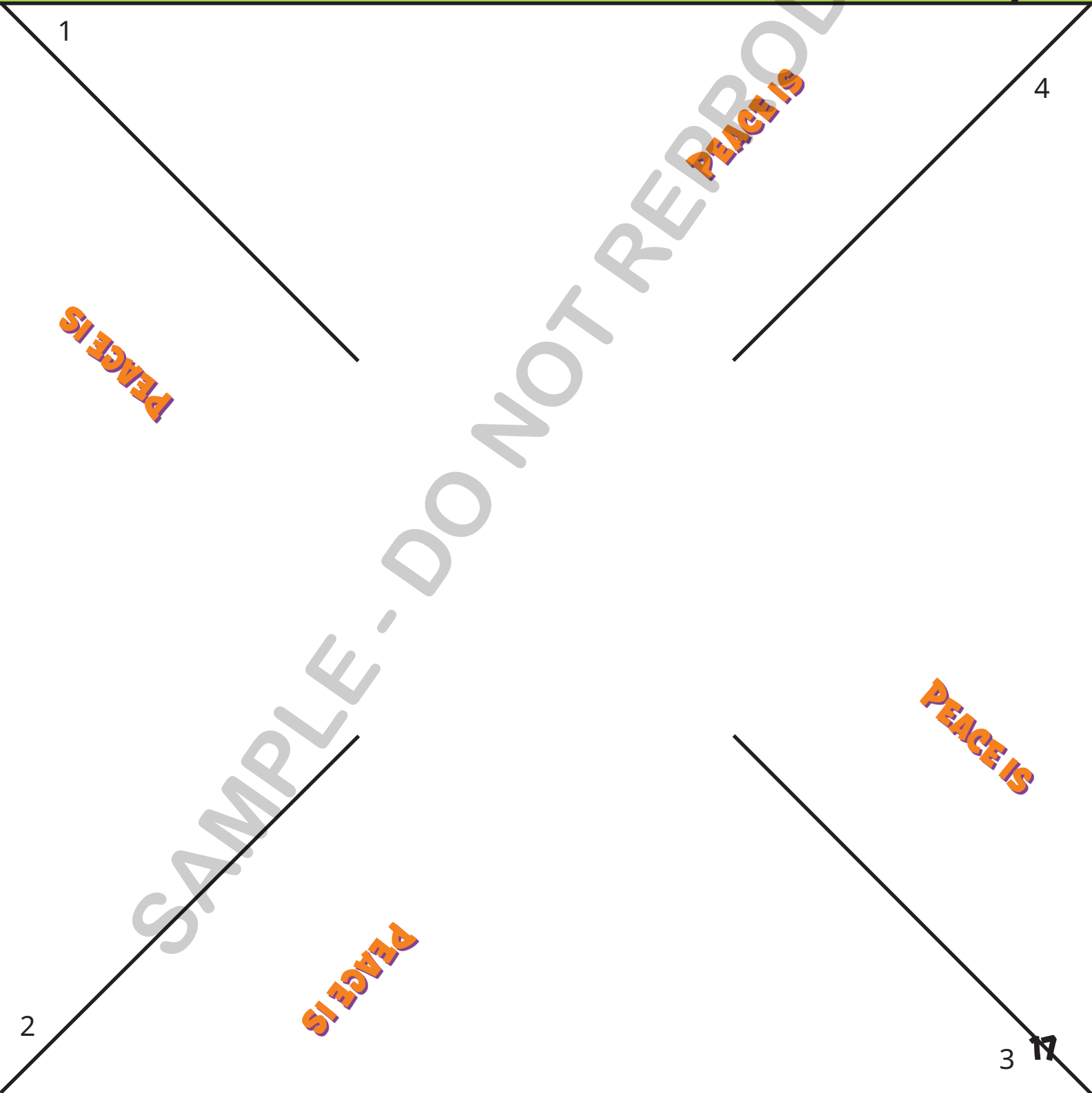

# PEACE PINWHEEL

Write "Peace is" statements on each of the four parts of the pinwheel. Draw colorful designs and pictures on the front and back of the pinwheel to show your ideas about peace.

Cut around the outside of the pinwheel square. Cut on the diagonal lines.

Gently bend Corner 1 to the middle. Bend Corner 2 to the middle, placing its point on top of the point of Corner 1. Repeat with Corners 3 and 4.

Stick a pin through all four points and the back of the pinwheel. Stick the pin into the eraser of an unsharpened pencil. Blow on your pinwheel to make it spin!





SAMPLE - DO NOT REPRODUCE



# NEED PEACE?

T  
A  
L  
K

B  
R  
E  
A  
T  
H  
E

C  
R  
E  
A  
T  
E

C  
O  
U  
N  
T

M  
O  
V  
E

P  
R  
A  
Y

Glue six pictures from page 20 here

Final steps: Use a glue stick to cover this entire section.

Glue it to the back of the strip that says "TALK." Tape on the handle.

Remove the whole page from the book. Cut the handle and instructions off the bottom of this page and set aside. (Look for the two scissors to know which lines to cut.) Fold on the dotted black line. (The words Talk, Breathe, Create, and so on should be showing.) With the paper folded, cut on the six solid black lines. Unfold. Cut apart the pictures on the back of these instructions. Choose one picture that relates to each word on the lantern and glue the pictures on the yellow strip where indicated. Follow the gluing instructions to form the lantern. Tape on the handle.

## "PEACE INSIDE" LANTERN

HANDLE

PEACE

PEACE

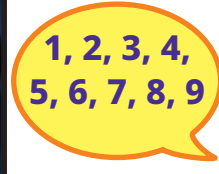
PEACE

PEACE

PEACE

PEACE

Glue here





# PEACE SPINNERS

When a conflict comes up, what can you do instead of using violence? Write your ideas between the parallel lines on the circles.


Color both circles using brightly colored designs and patterns. It will look best if you cover most or all of the space on the circle.

Cut out the circles. Glue one on each side of a 4 inch cardboard circle.

Poke two holes in the middle of the cardboard. Thread a 24 inch piece of sturdy string through the holes and tie a knot to create a loop.

Hold the ends of the loop out tight (one hand at each end) with the circle in the middle. Move the string in a circle to “wind it up.” Then gently pull and relax the string to make the circle spin and hum.

**Need help?** Watch “How to make a paper spinner—great kids craft” by A Girl and A Glue Gun on YouTube.



SAMPLE - DO NOT REPRODUCE




# "REMEMBERING PEACE" GAME

Your teacher will read a peace clue. Place a small piece of paper, paper clip, or coin on a square that relates to that clue. Continue playing until someone gets five in a row (horizontal, vertical, or diagonal).





# PEACE PASSPORT



Peacemaker's Name:

\_\_\_\_\_

Age:

\_\_\_\_\_

Group Leader's Name:

\_\_\_\_\_



## A FAMILY OF PEACEMAKERS

As a family, share peace at home and in your community!



Give flowers to a neighbor.



Host a potluck dinner.



Send cards to someone who is sick.



Write peace messages with chalk on a sidewalk.



Do secret acts of kindness.



Read a peace book.



Clean up the park.