

BULBRITE[®]
turn life on

The **Builder**
BOOK
Summer 2026



Table of Contents

Fixtures

DOWNLIGHTS

| | |
|-----------------------|-----|
| Disc Lights | 4-5 |
| Retrofit Downlights | 6 |
| Downlights with J-Box | 7 |

CEILING

| | |
|--------------|-------|
| Flush Mounts | 8-9 |
| Wraps | 10-11 |

SECURITY

| | |
|-----------------|-------|
| Security Lights | 12-13 |
|-----------------|-------|

Bulbs

FILAMENTS

| | |
|------------|----|
| A19 & A15 | 15 |
| ST18 & G25 | 16 |
| B11 & T9 | 17 |

GENERAL SERVICE

| | |
|---------------------|-------|
| A19 | 18-19 |
| BR20, BR30, BR40 | 20 |
| PAR20, PAR30, PAR38 | 21 |



**DOWNLIGHTS
CEILING**





Built in 5 CCT switch for quick and easy color temperature selection inside the fixture.



Measuring Specifications



From Start to Finish, We Make It Easy

Downlights Disc Lights



DOWNLIGHTS

High output: 1100 lumens on 7" models, 2000 lumens on 10", and 2600 lumens on 13" models

Fits into a variety of standard junction boxes including a 4" round/octagon and 3 1/2" round (old or new construction) and shallow pancake-style junction boxes

Key-hole pattern design allows for quick and easy installation into the J-box

New hidden component design allows for shadow-free lighting, eliminating dark spots

Durable resin body built to deliver reliable, high-quality lighting

Wet rated and can be used in bathroom areas such as overhead lighting in showers

(New and Improved)



| Item # | Watts | Ordering Code | Volts | Finish | Color Temp. | CRI | Delivered Lumens | Avg Rated Life | Diameter (in.) | Height/Thickness (in.) |
|------------------------|-------|------------------------------------|-------|--------|-------------------------|-----|------------------|----------------|----------------|------------------------|
| 773286 | 12 | LED12DISC/7/930/3/WHRD/D | 120 | White | 3000K | 90 | 1100 | 50000 | 7 | 1.37 |
| 773287 | 12 | LED12DISC/7/930/3/BLRD/D | 120 | Black | 3000K | 90 | 1100 | 50000 | 7 | 1.37 |
| 773285 | 12 | LED12DISC/7/5CCT/927-950/3/WHRD/D | 120 | White | 5 CCT - 27/30/35/40/50K | 90 | 1100 | 50000 | 7 | 1.37 |
| 773289 | 23 | LED23DISC/10/930/3/WHRD/D | 120 | White | 3000K | 90 | 2000 | 50000 | 10 | 1.25 |
| 773290 | 23 | LED23DISC/10/930/3/BLRD/D | 120 | Black | 3000K | 90 | 2000 | 50000 | 10 | 1.25 |
| 773288 | 23 | LED23DISC/10/5CCT/927-950/3/WHRD/D | 120 | White | 5 CCT - 27/30/35/40/50K | 90 | 2000 | 50000 | 10 | 1.25 |
| 773292 | 25 | LED25DISC/13/930/3/WHRD/D | 120 | White | 3000K | 90 | 2600 | 50000 | 13 | 1.62 |
| 773293 | 25 | LED25DISC/13/930/3/BLRD/D | 120 | Black | 3000K | 90 | 2600 | 50000 | 13 | 1.62 |
| 773291 | 25 | LED25DISC/13/5CCT/927-950/3/WHRD/D | 120 | White | 5 CCT - 27/30/35/40/50K | 90 | 2600 | 50000 | 13 | 1.62 |

Retrofit Downlights



For use with recessed cans

Regressed lens design with smooth finish to help reduce glare

Easy to install: Can either be hardwired into a fixture or use the E26 Quick Connect Adapter to screw it into a recessed can

Wet rated and can be used in bathroom areas such as overhead lighting in showers



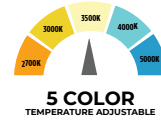
4"
[773170](#)^{1,2}
[773171](#)^{1,2}
 smooth finish



4"
[773108](#)
[773109](#)
[773110](#)
 baffled finish



4"
[773190](#)^{1,2}
 smooth finish



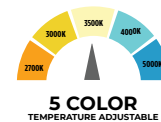
5/6"
[773165](#)^{1,2}
[773167](#)^{1,2}
 baffled finish



5/6"
[773166](#)^{1,2}
 smooth finish



5/6"
[773191](#)^{1,2}
 smooth finish



| Item # | Watts | Ordering Code | Finish | Color Temp. | CRI | Lumens | Avg Rated Life | Depth (in.) | Diameter (in.) |
|------------------------|-------|----------------------------------|--------|----------------------------|-----|--------|----------------|-------------|----------------|
| 773170 | 9 | LED9REC/4/927/WHRD-G/D | White | 2700K | 90 | 650 | 50000 | 2.55 | 4.96 |
| 773171 | 9 | LED9REC/4/930/WHRD-G/D | White | 3000K | 90 | 650 | 50000 | 2.55 | 4.96 |
| 773108 | 12 | LED12REC/4HL/827/WHRD/D | White | 2700K | 80 | 1100 | 50000 | 1.69 | 4.96 |
| 773109 | 12 | LED12REC/4HL/830/WHRD/D | White | 3000K | 80 | 1100 | 50000 | 1.69 | 4.96 |
| 773110 | 12 | LED12REC/4HL/840/WHRD/D | White | 4000K | 80 | 1100 | 50000 | 1.69 | 4.96 |
| 773165 | 14 | LED14REC/5/6/927/WHRD/D | White | 2700K | 90 | 1100 | 50000 | 2.76 | 7.24 |
| 773166 | 14 | LED14REC/5/6/930/WHRD/D | White | 3000K | 90 | 1100 | 50000 | 2.76 | 7.24 |
| 773167 | 14 | LED14REC/5/6/940/WHRD/D | White | 4000K | 90 | 1100 | 50000 | 2.76 | 7.24 |
| 773190 | 12 | LED12REC/4/5CCT/927-950/WHRD/D | White | 5 CCT - 27/30/35/40/50K | 90 | 1100 | 50000 | 1.69 | 4.96 |
| 773191 | 14 | LED14REC/5/6/5CCT/927-950/WHRD/D | White | 5 CCT - 27/30/35/40/50K | 90 | 1100 | 50000 | 1.69 | 7.24 |

Downlights with J-Box



DOWNLIGHTS

For use without recessed cans

Regressed lens design with smooth finish to help reduce glare

Easy to install: Can either be hardwired into a fixture or use the E26 Quick Connect Adapter to screw it into a recessed can


Wet rated models available and can be used in bathroom areas such as overhead lighting in showers



Metal Mounting Bracket



| Item # | Watts | Ordering Code | Finish | Color Temp. | CRI | Lumens | Avg Rated Life | Depth (in.) | Diameter (in.) |
|------------------------|-------|--------------------------------------|--------|-------------------------|-----|--------|----------------|-------------|----------------|
| 773240 | 9 | LED9JBOXDL/4/927/WHRD/D | White | 2700K | 90 | 650 | 50000 | 1.26 | 4.80 |
| 773241 | 9 | LED9JBOXDL/4/930/WHRD/D | White | 3000K | 90 | 650 | 50000 | 1.26 | 4.80 |
| 773242 | 9 | LED9JBOXDL/4/940/WHRD/D | White | 4000K | 90 | 650 | 50000 | 1.26 | 4.80 |
| 773215 | 12 | LED12JBOXDL/4HL/827/WHRD/D | White | 2700K | 80 | 1100 | 50000 | 1.69 | 4.96 |
| 773216 | 12 | LED12JBOXDL/4HL/830/WHRD/D | White | 3000K | 80 | 1100 | 50000 | 1.69 | 4.96 |
| 773217 | 12 | LED12JBOXDL/4HL/840/WHRD/D | White | 4000K | 80 | 1100 | 50000 | 1.69 | 4.96 |
| 773220 | 14 | LED14JBOXDL/6/827/WHRD/D | White | 2700K | 80 | 1100 | 50000 | 1.26 | 6.85 |
| 773221 | 14 | LED14JBOXDL/6/830/WHRD/D | White | 3000K | 80 | 1100 | 50000 | 1.26 | 6.85 |
| 773222 | 14 | LED14JBOXDL/6/840/WHRD/D | White | 4000K | 80 | 1100 | 50000 | 1.26 | 6.85 |
| 773301 | 12 | LED12RECJBOXDL/4/5CCT/827-850/WHRD/D | White | 5 CCT - 27/30/35/40/50K | 80 | 1100 | 50000 | 1.69 | 5.51 |
| 773302 | 14 | LED14RECJBOXDL/6/5CCT/827-850/WHRD/D | White | 5 CCT - 27/30/35/40/50K | 80 | 1100 | 50000 | 1.89 | 7.32 |



Measuring Specifications

**5CCT
TEMPERATURE
CONTROL**

**5 COLOR
TEMPERATURE ADJUSTABLE
SWITCH INSIDE**



Ceiling Flush Mounts



Available in 5", 7", 9" & 15" sizes in white, black and nickel (15" only available in white or black)
 Mounting bracket allows for faster push and twist installation with the existing J-Box
 High light output, available in 3000K or 5CCT Selectable (2700K/3000K/3500K/4000K/5000K)
 Ideal for residential bedrooms, living rooms, bathrooms, laundry rooms, offices or family rooms
 Low profile design with integrated LED edge lit technology (only 5", 7" & 9" models)

New 15"



| Item # | Watts | Ordering Code | Volts | Finish | Color Temp. | CRI | Delivered Lumens | Avg Rated Life | Diameter (in.) | Height/Thickness (in.) |
|------------------------|-------|-----------------------------------|-------|--------|-------------------------|-----|------------------|----------------|----------------|------------------------|
| 773603 | 10.3 | LED10FLUSH/5/5CCT/927-950/J/WH/D | 120 | White | 5 CCT - 27/30/35/40/50K | 90 | 850 | 50000 | 5 | 0.73 |
| 773600 | 10.3 | LED10FLUSH/5/930/J/WH/D | 120 | White | 3000K | 90 | 850 | 50000 | 5 | 0.73 |
| 773601 | 10.3 | LED10FLUSH/5/930/J/BL/D | 120 | Black | 3000K | 90 | 850 | 50000 | 5 | 0.73 |
| 773602 | 10.3 | LED10FLUSH/5/930/J/NK/D | 120 | Nickel | 3000K | 90 | 850 | 50000 | 5 | 0.73 |
| 773607 | 14 | LED14FLUSH/7/5CCT/927-950/J/WH/D | 120 | White | 5 CCT - 27/30/35/40/50K | 90 | 1150 | 50000 | 7 | 0.73 |
| 773604 | 14 | LED14FLUSH/7/930/J/WH/D | 120 | White | 3000K | 90 | 1150 | 50000 | 7 | 0.73 |
| 773605 | 14 | LED14FLUSH/7/930/J/BL/D | 120 | Black | 3000K | 90 | 1150 | 50000 | 7 | 0.73 |
| 773606 | 14 | LED14FLUSH/7/930/J/NK/D | 120 | Nickel | 3000K | 90 | 1150 | 50000 | 7 | 0.73 |
| 773611 | 17 | LED17FLUSH/9/5CCT/927-950/J/WH/D | 120 | White | 5 CCT - 27/30/35/40/50K | 90 | 1400 | 50000 | 9 | 0.73 |
| 773608 | 17 | LED17FLUSH/9/930/J/WH/D | 120 | White | 3000K | 90 | 1400 | 50000 | 9 | 0.73 |
| 773609 | 17 | LED17FLUSH/9/930/J/BL/D | 120 | Black | 3000K | 90 | 1400 | 50000 | 9 | 0.73 |
| 773610 | 17 | LED17FLUSH/9/930/J/NK/D | 120 | Nickel | 3000K | 90 | 1400 | 50000 | 9 | 0.73 |
| 773624 | 25 | LED25FLUSH/15/5CCT/927-950/J/WH/D | 120 | White | 5 CCT - 27/30/35/40/50K | 90 | 2000 | 50000 | 15 | 0.86 |
| 773620 | 25 | LED25FLUSH/15/930/J/WH/D | 120 | White | 3000K | 90 | 2000 | 50000 | 15 | 0.86 |
| 773621 | 25 | LED25FLUSH/15/930/J/BL/D | 120 | Black | 3000K | 90 | 2000 | 50000 | 15 | 0.86 |

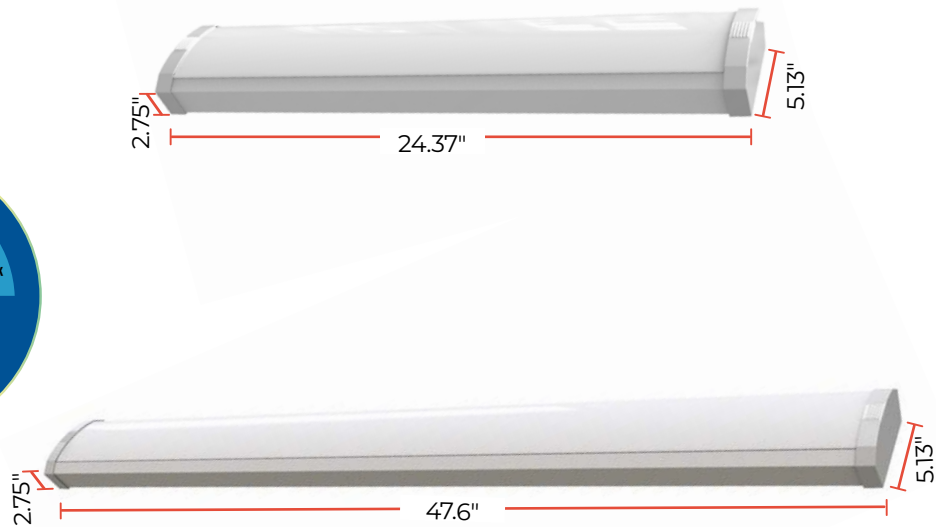


2700K 3000K 3500K 4000K 5000K

5 CCT TEMPERATURE CONTROL

5 COLOR TEMPERATURE ADJUSTABLE SWITCH INSIDE

Measuring Specifications



From Start to Finish, **We Make It Easy**

Ceiling Wrap Lights



Available in 2' (2300 Lumens) and 4' (5300 Lumens)

High light output, available in 3000K or 5CCT Selectable (2700K/3000K/3500K/4000K/5000K)

Multi-Volt (120-277V) with universal dimming control for commercial and residential applications


Ideal for residential and commercial applications such as garages, laundry rooms, hallways, workshops or other areas where utility lights are needed

Up to 90-Minutes of emergency power during an outage, requires connection to a second unswitched hot line (Select models)

2 Feet



4 Feet



| Item # | Watts | Ordering Code | Finish | Color Temp. | CRI | Lumens | Avg Rated Life | Length (in.) | Width (in.) | Depth (in.) |
|--------------------------------|-------|--------------------------------------|--------|-------------------------|-----|--------|----------------|--------------|-------------|-------------|
| 773500 | 20 | LED20WRAP/2FT/930/J/WH/D | White | 3000K | 90 | 2300 | 50000 | 24.37 | 5.13 | 2.75 |
| 773501 | 20 | LED20WRAP/2FT/5CCT/927-950/J/WH/D | White | 5 CCT - 27/30/35/40/50K | 90 | 2300 | 50000 | 24.37 | 5.13 | 2.75 |
| 773502 | 46 | LED46WRAP/4FT/930/J/WH/D | White | 3000K | 90 | 5300 | 50000 | 47.6 | 5.13 | 2.75 |
| 773503 | 46 | LED46WRAP/4FT/5CCT/927-950/J/WH/D | White | 5 CCT - 27/30/35/40/50K | 90 | 5300 | 50000 | 47.6 | 5.13 | 2.75 |
| BATTERY BACK UP OPTIONS | | | | | | | | | | |
| 773504 | 20 | LED20WRAP/2FT-BB/930/J/WH/D | White | 3000K | 90 | 2300 | 50000 | 24.37 | 5.13 | 2.75 |
| 773505 | 20 | LED20WRAP/2FT-BB/5CCT/927-950/J/WH/D | White | 5 CCT - 27/30/35/40/50K | 90 | 2300 | 50000 | 24.37 | 5.13 | 2.75 |
| 773506 | 46 | LED46WRAP/4FT-BB/930/J/WH/D | White | 3000K | 90 | 5300 | 50000 | 47.6 | 5.13 | 2.75 |
| 773507 | 46 | LED46WRAP/4FT-BB/5CCT/927-950/J/WH/D | White | 5 CCT - 27/30/35/40/50K | 90 | 5300 | 50000 | 47.6 | 5.13 | 2.75 |



NEW Emergency Battery Back Up Option Available
 Up to 90-Minutes of emergency power during an outage, requires connection to a second unswitched hot line. (See instructions)
 Feature available only for item # 773504, 773505, 773506, 773507



Measuring Specifications



Easy to Install

Single center screw mounting for ease of installation



Dual Head Security Lights



120W equivalent brightness delivering 2200 (*White Finish Models only*) and 2000 lumens (*Black Finish Models only*) of crystal-clear light to keep your property secure and well-lit

Wet Rated IP66-rated with premium aluminum body and stainless-steel fasteners for superior durability in all weather conditions

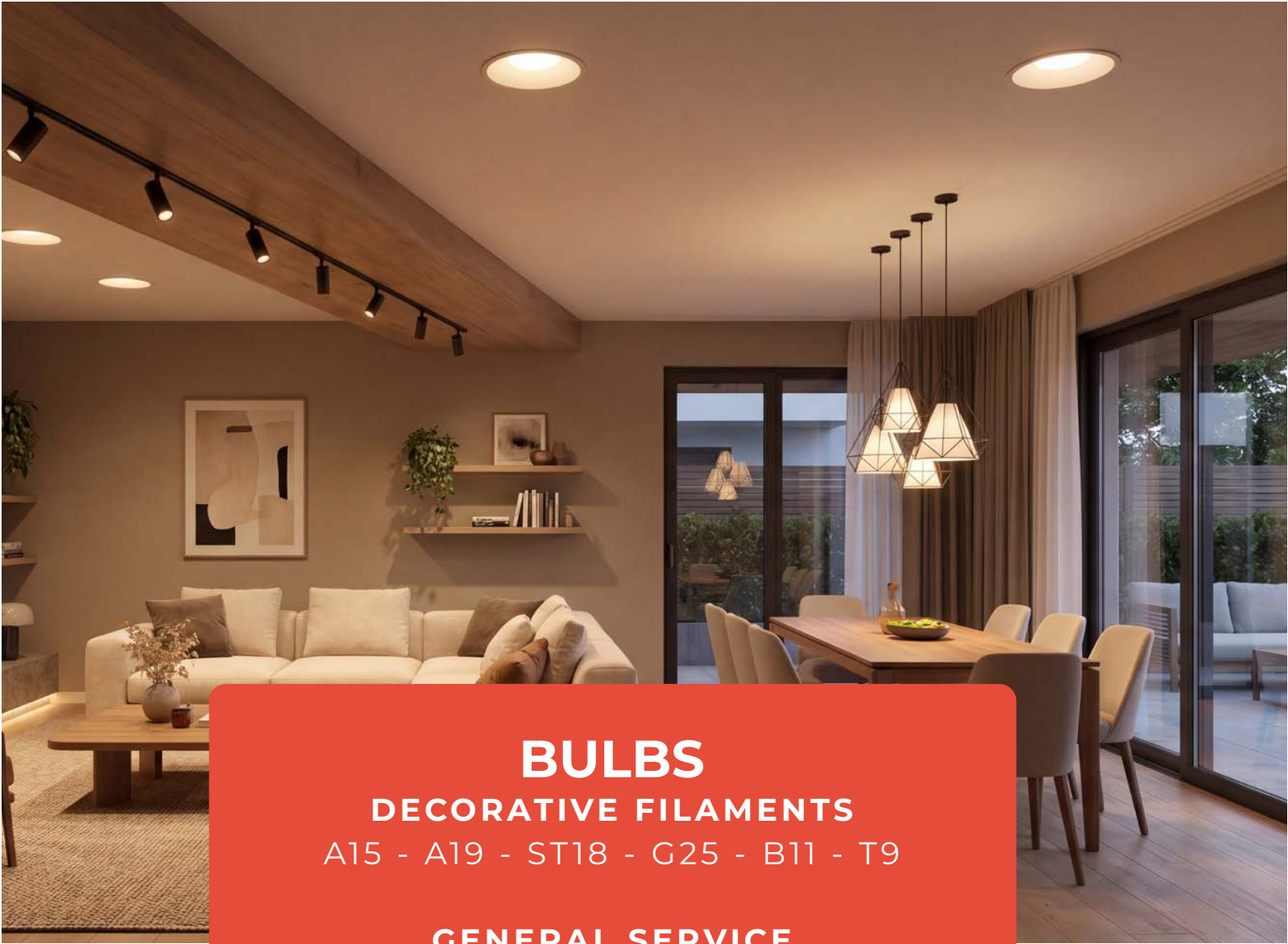
Ideal for illuminating your driveway, backyard, patio, or entryway

Advanced motion sensor with 180° detection range and 60-foot distance capability, automatically activating when movement is detected (*Motion Sensor Model Only*)

Integrated photocell automatically turns lights on at sunset and off at sunrise, saving energy while maintaining security (*Motion Sensor Model Only*)



| Item # | Watts | Ordering Code | Finish | Color Temp. | CRI | Lumens | Avg Rated Life | Length (in.) | Width. (in.) | Beam Angle |
|-----------------------------------------------------------------------|-------|-----------------------|--------|-------------|-----|--------|----------------|--------------|--------------|------------|
| LED DUAL HEAD SECURITY LIGHT | | | | | | | | | | |
| 773700 | 24 | LED24SEC/2RHWH/40K | White | 4000K | 80 | 2200 | 50000 | 4.41 | 5.9 | 270 |
| 773701 | 24 | LED24SEC/2RHBL/40K | Black | 4000K | 80 | 2000 | 50000 | 4.41 | 5.9 | 270 |
| LED DUAL HEAD SECURITY LIGHT with MOTION SENSOR / DUSK TO DAWN | | | | | | | | | | |
| 773702 | 24 | LED24SEC/2RHWH/MO/40K | White | 4000K | 80 | 2200 | 50000 | 6.1 | 6.69 | 270 |
| 773703 | 24 | LED24SEC/2RHBL/MO/40K | Black | 4000K | 80 | 2000 | 50000 | 6.1 | 6.69 | 270 |



BULBS
DECORATIVE FILAMENTS
A15 - A19 - ST18 - G25 - B11 - T9

GENERAL SERVICE
A19 - BR20 - BR30 - BR40
PAR20 - PAR30 - PAR38



Filaments

A15 & A19



Full glass enclosure to provide the proper shape and size of the incandescent counterpart

Utilizes LED filaments to provide a decorative look and feel

Commonly used in ceiling fixtures and portables

Fully compatible with all dimmer types

A15 7.6W



[776208](#)
[776210](#)

A15 7.6W



[776209](#)
[776211](#)

A19 7.6W



[776212](#)
[776226](#) **4-PACK**

[776214](#)
[776227](#) **4-PACK**

[776216](#)
[776228](#) **4-PACK**

A19 7.6W



[776213](#)
[776215](#)

| Item # | Watts | Ordering Code | Bulb Type | Base Type | Finish | Color Temp. | CRI | Lumens | Avg Rated Life | M.O.L (in.) | M.O.D (in.) | Watt Equiv. |
|------------------------|-------|--------------------------|-----------|-----------|--------|-------------|-----|--------|----------------|-------------|-------------|-------------|
| 776208 | 7.6 | LED7A15/27K/FIL/D/B/2 | A15 | E26 | Clear | 2700K | 80 | 800 | 15000 | 3.39 | 1.89 | 60W |
| 776209 | 7.6 | LED7A15/27K/FIL/M/D/B/2 | A15 | E26 | Milky | 2700K | 80 | 800 | 15000 | 3.39 | 1.89 | 60W |
| 776210 | 7.6 | LED7A15/30K/FIL/D/B/2 | A15 | E26 | Clear | 3000K | 80 | 800 | 15000 | 3.39 | 1.89 | 60W |
| 776211 | 7.6 | LED7A15/30K/FIL/M/D/B/2 | A15 | E26 | Milky | 3000K | 80 | 800 | 15000 | 3.39 | 1.89 | 60W |
| 776212 | 7.6 | LED7A19/27K/FIL/D/B/2 | A19 | E26 | Clear | 2700K | 80 | 800 | 15000 | 4.17 | 2.36 | 60W |
| 776226 | 7.6 | LED7A19/27K/FIL/D/B/2/4P | A19 | E26 | Clear | 2700K | 80 | 800 | 15000 | 4.17 | 2.36 | 60W |
| 776213 | 7.6 | LED7A19/27K/FIL/M/D/B/2 | A19 | E26 | Milky | 2700K | 80 | 800 | 15000 | 4.17 | 2.36 | 60W |
| 776214 | 7.6 | LED7A19/30K/FIL/D/B/2 | A19 | E26 | Clear | 3000K | 80 | 800 | 15000 | 4.17 | 2.36 | 60W |
| 776227 | 7.6 | LED7A19/30K/FIL/D/B/2/4P | A19 | E26 | Clear | 3000K | 80 | 800 | 15000 | 4.17 | 2.36 | 60W |
| 776215 | 7.6 | LED7A19/30K/FIL/M/D/B/2 | A19 | E26 | Milky | 3000K | 80 | 800 | 15000 | 4.17 | 2.36 | 60W |
| 776216 | 7.6 | LED7A19/40K/FIL/D/B/2 | A19 | E26 | Clear | 4000K | 80 | 800 | 15000 | 4.17 | 2.36 | 60W |
| 776228 | 7.6 | LED7A19/40K/FIL/D/B/2/4P | A19 | E26 | Clear | 4000K | 80 | 800 | 15000 | 4.17 | 2.36 | 60W |

Filaments

ST18 & G25



Full glass enclosure to provide the proper shape and size of the incandescent counterpart

Utilizes LED filaments to provide a decorative look and feel

Commonly used in pendants, chandeliers, and vanities

Fully compatible with all dimmer types

ST18 7.6W



- [776223](#)
[776242](#) 4-PACK
- [776224](#)
[776243](#) 4-PACK
- [776225](#)
[776244](#) 4-PACK

G25 7.6W



- [776217](#)
[776239](#) 4-PACK
- [776219](#)
[776240](#) 4-PACK
- [776221](#)
[776241](#) 4-PACK

G25 7.6W



- [776218](#)
- [776220](#)
- [776222](#)

| Item # | Watts | Ordering Code | Bulb Type | Base Type | Finish | Color Temp. | CRI | Lumens | Avg Rated Life | M.O.L (in.) | M.O.D (in.) | Watt Equiv. |
|------------------------|-------|---------------------------|-----------|-----------|--------|-------------|-----|--------|----------------|-------------|-------------|-------------|
| 776223 | 7.6 | LED7ST18/27K/FIL/D/B/2 | ST18 | E26 | Clear | 2700K | 80 | 800 | 15000 | 5.03 | 2.28 | 60W |
| 776242 | 7.6 | LED7ST18/27K/FIL/D/B/2/4P | ST18 | E26 | Clear | 2700K | 80 | 800 | 15000 | 5.03 | 2.28 | 60W |
| 776224 | 7.6 | LED7ST18/30K/FIL/D/B/2 | ST18 | E26 | Clear | 3000K | 80 | 800 | 15000 | 5.03 | 2.28 | 60W |
| 776243 | 7.6 | LED7ST18/30K/FIL/D/B/2/4P | ST18 | E26 | Clear | 3000K | 80 | 800 | 15000 | 5.03 | 2.28 | 60W |
| 776225 | 7.6 | LED7ST18/40K/FIL/D/B/2 | ST18 | E26 | Clear | 4000K | 80 | 800 | 15000 | 5.03 | 2.28 | 60W |
| 776244 | 7.6 | LED7ST18/40K/FIL/D/B/2/4P | ST18 | E26 | Clear | 4000K | 80 | 800 | 15000 | 5.03 | 2.28 | 60W |
| 776217 | 7.6 | LED7G25/27K/FIL/D/B/2 | G25 | E26 | Clear | 2700K | 80 | 800 | 15000 | 4.72 | 3.15 | 60W |
| 776239 | 7.6 | LED7G25/27K/FIL/D/B/2/4P | G25 | E26 | Clear | 2700K | 80 | 800 | 15000 | 4.72 | 3.15 | 60W |
| 776218 | 7.6 | LED7G25/27K/FIL/M/D/B/2 | G25 | E26 | Milky | 2700K | 80 | 800 | 15000 | 4.72 | 3.15 | 60W |
| 776219 | 7.6 | LED7G25/30K/FIL/D/B/2 | G25 | E26 | Clear | 3000K | 80 | 800 | 15000 | 4.72 | 3.15 | 60W |
| 776240 | 7.6 | LED7G25/30K/FIL/D/B/2/4P | G25 | E26 | Clear | 3000K | 80 | 800 | 15000 | 4.72 | 3.15 | 60W |
| 776220 | 7.6 | LED7G25/30K/FIL/M/D/B/2 | G25 | E26 | Milky | 3000K | 80 | 800 | 15000 | 4.72 | 3.15 | 60W |
| 776221 | 7.6 | LED7G25/40K/FIL/D/B/2 | G25 | E26 | Clear | 4000K | 80 | 800 | 15000 | 4.72 | 3.15 | 60W |
| 776241 | 7.6 | LED7G25/40K/FIL/D/B/2/4P | G25 | E26 | Clear | 4000K | 80 | 800 | 15000 | 4.72 | 3.15 | 60W |
| 776222 | 7.6 | LED7G25/40K/FIL/M/D/B/2 | G25 | E26 | Milky | 4000K | 80 | 800 | 15000 | 4.72 | 3.15 | 60W |

Filaments

B11 & T9



Full glass enclosure to provide the proper shape and size of the incandescent counterpart
 Utilizes LED filaments to provide a decorative look and feel
 Commonly used in sconces and chandeliers
 Fully compatible with all dimmer types

B11 4.1W



- [776200](#)
- [776229](#) **6-PACK**
- [776235](#) **25-PACK**

- [776201](#)
- [776230](#) **6-PACK**
- [776236](#) **25-PACK**

- [776202](#)
- [776231](#) **6-PACK**

B11 5.1W



- [776203](#)
- [776232](#) **6-PACK**
- [776237](#) **25-PACK**

- [776204](#)
- [776233](#) **6-PACK**
- [776238](#) **25-PACK**

- [776205](#)
- [776234](#) **6-PACK**

T9 5.1W



- [776206](#)
- [776207](#)

| Item # | Watts | Ordering Code | Bulb Type | Base Type | Finish | Color Temp. | CRI | Lumens | Avg Rated Life | M.O.L (in.) | M.O.D (in.) | Watt Equiv. |
|------------------------|-------|---------------------------|-----------|-----------|--------|-------------|-----|--------|----------------|-------------|-------------|-------------|
| 776200 | 4.1 | LED4B11/27K/FIL/D/B/2 | B11 | E12 | Clear | 2700K | 80 | 400 | 15000 | 3.94 | 1.38 | 40W |
| 776229 | 4.1 | LED4B11/27K/FIL/D/B/2/6P | B11 | E12 | Clear | 2700K | 80 | 400 | 15000 | 3.94 | 1.38 | 40W |
| 776235 | 4.1 | LED4B11/27K/FIL/D/B/2/25P | B11 | E12 | Clear | 2700K | 80 | 400 | 15000 | 3.94 | 1.38 | 40W |
| 776201 | 4.1 | LED4B11/30K/FIL/D/B/2 | B11 | E12 | Clear | 3000K | 80 | 400 | 15000 | 3.94 | 1.38 | 40W |
| 776230 | 4.1 | LED4B11/30K/FIL/D/B/2/6P | B11 | E12 | Clear | 3000K | 80 | 400 | 15000 | 3.94 | 1.38 | 40W |
| 776236 | 4.1 | LED4B11/30K/FIL/D/B/2/25P | B11 | E12 | Clear | 3000K | 80 | 400 | 15000 | 3.94 | 1.38 | 40W |
| 776202 | 4.1 | LED4B11/40K/FIL/D/B/2 | B11 | E12 | Clear | 4000K | 80 | 400 | 15000 | 3.94 | 1.38 | 40W |
| 776231 | 4.1 | LED4B11/40K/FIL/D/B/2/6P | B11 | E12 | Clear | 4000K | 80 | 400 | 15000 | 3.94 | 1.38 | 40W |
| 776203 | 5.1 | LED5B11/27K/FIL/D/B/2 | B11 | E12 | Clear | 2700K | 80 | 500 | 15000 | 3.94 | 1.38 | 60W |
| 776232 | 5.1 | LED5B11/27K/FIL/D/B/2/6P | B11 | E12 | Clear | 2700K | 80 | 500 | 15000 | 3.94 | 1.38 | 60W |
| 776237 | 5.1 | LED5B11/27K/FIL/D/B/2/25P | B11 | E12 | Clear | 2700K | 80 | 500 | 15000 | 3.94 | 1.38 | 60W |
| 776204 | 5.1 | LED5B11/30K/FIL/D/B/2 | B11 | E12 | Clear | 3000K | 80 | 500 | 15000 | 3.94 | 1.38 | 60W |
| 776233 | 5.1 | LED5B11/30K/FIL/D/B/2/6P | B11 | E12 | Clear | 3000K | 80 | 500 | 15000 | 3.94 | 1.38 | 60W |
| 776238 | 5.1 | LED5B11/30K/FIL/D/B/2/25P | B11 | E12 | Clear | 3000K | 80 | 500 | 15000 | 3.94 | 1.38 | 60W |
| 776205 | 5.1 | LED5B11/40K/FIL/D/B/2 | B11 | E12 | Clear | 4000K | 80 | 500 | 15000 | 3.94 | 1.38 | 60W |
| 776234 | 5.1 | LED5B11/40K/FIL/D/B/2/6P | B11 | E12 | Clear | 4000K | 80 | 500 | 15000 | 3.94 | 1.38 | 60W |
| 776206 | 5.1 | LED5T9/27K/FIL/D/B/2 | T9 5" | E26 | Clear | 2700K | 80 | 500 | 15000 | 4.92 | 1.26 | 60W |
| 776207 | 5.1 | LED5T9/30K/FIL/D/B/2 | T9 5" | E26 | Clear | 3000K | 80 | 500 | 15000 | 4.92 | 1.26 | 60W |

General Service A19



True shape A19 that closely resembles incandescents and halogens

Damp location rated and long-lasting

Commonly used in ceiling fixtures and portables

A19 8.5W



- [774243](#)
- [774247](#) **4-PACK**
- [774251](#) **25-PACK**

- [774244](#)
- [774248](#) **4-PACK**
- [774252](#) **25-PACK**

- [774245](#)
- [774249](#) **4-PACK**

- [774246](#)
- [774250](#) **4-PACK**

| Item # | Watts | Ordering Code | Bulb Type | Base Type | Finish | Color Temp. | CRI | Lumens | Avg Rated Life | M.O.L (in.) | M.O.D (in.) | Watt Equiv. |
|------------------------|-------|----------------------|-----------|-----------|--------|-------------|-----|--------|----------------|-------------|-------------|-------------|
| 774243 | 8.5 | LED8A19/B60W/827/1P | A19 | E26 | Frost | 2700K | 80 | 750 | 10000 | 4.25 | 2.36 | 60W |
| 774247 | 8.5 | LED8A19/B60W/827/4P | A19 | E26 | Frost | 2700K | 80 | 750 | 10000 | 4.25 | 2.36 | 60W |
| 774251 | 8.5 | LED8A19/B60W/827/25P | A19 | E26 | Frost | 2700K | 80 | 750 | 10000 | 4.25 | 2.36 | 60W |
| 774244 | 8.5 | LED8A19/B60W/830/1P | A19 | E26 | Frost | 3000K | 80 | 750 | 10000 | 4.25 | 2.36 | 60W |
| 774248 | 8.5 | LED8A19/B60W/830/4P | A19 | E26 | Frost | 3000K | 80 | 750 | 10000 | 4.25 | 2.36 | 60W |
| 774252 | 8.5 | LED8A19/B60W/830/25P | A19 | E26 | Frost | 3000K | 80 | 750 | 10000 | 4.25 | 2.36 | 60W |
| 774245 | 8.5 | LED8A19/B60W/840/1P | A19 | E26 | Frost | 4000K | 80 | 750 | 10000 | 4.25 | 2.36 | 60W |
| 774249 | 8.5 | LED8A19/B60W/840/4P | A19 | E26 | Frost | 4000K | 80 | 750 | 10000 | 4.25 | 2.36 | 60W |
| 774246 | 8.5 | LED8A19/B60W/850/1P | A19 | E26 | Frost | 5000K | 80 | 750 | 10000 | 4.25 | 2.36 | 60W |
| 774250 | 8.5 | LED8A19/B60W/850/4P | A19 | E26 | Frost | 5000K | 80 | 750 | 10000 | 4.25 | 2.36 | 60W |

General Service A19



True shape A19 that closely resembles incandescents and halogens
 Damp location rated and long-lasting
 Commonly used in ceiling fixtures and portables
 Dimmable with a wide range of dimmer type

A19 9W



- [774262](#)
- [774253](#) 4-PACK
- [774257](#) 25-PACK

- [774263](#)
- [774254](#) 4-PACK
- [774258](#) 25-PACK

- [774264](#)
- [774255](#) 4-PACK

- [774265](#)
- [774256](#) 4-PACK

A19 11W



- [774266](#)
- [774267](#)

| Item # | Watts | Ordering Code | Bulb Type | Base Type | Finish | Color Temp. | CRI | Lumens | Avg Rated Life | M.O.L (in.) | M.O.D (in.) | Watt Equiv. |
|------------------------|-------|---------------------------|-----------|-----------|--------|-------------|-----|--------|----------------|-------------|-------------|-------------|
| 774262 | 9 | LED9A19/PF60W/927/D/2/1P | A19 | E26 | Frost | 2700K | 90 | 800 | 15000 | 4.25 | 2.36 | 60W |
| 774253 | 9 | LED9A19/PF60W/927/D/2/4P | A19 | E26 | Frost | 2700K | 90 | 800 | 15000 | 4.25 | 2.36 | 60W |
| 774257 | 9 | LED9A19/PF60W/927/D/2/25P | A19 | E26 | Frost | 2700K | 90 | 800 | 15000 | 4.25 | 2.36 | 60W |
| 774263 | 9 | LED9A19/PF60W/927/D/2/1P | A19 | E26 | Frost | 3000K | 90 | 800 | 15000 | 4.25 | 2.36 | 60W |
| 774254 | 9 | LED9A19/PF60W/930/D/2/4P | A19 | E26 | Frost | 3000K | 90 | 800 | 15000 | 4.25 | 2.36 | 60W |
| 774258 | 9 | LED9A19/PF60W/930/D/2/25P | A19 | E26 | Frost | 3000K | 90 | 800 | 15000 | 4.25 | 2.36 | 60W |
| 774264 | 9 | LED9A19/PF60W/940/D/2/1P | A19 | E26 | Frost | 4000K | 90 | 800 | 15000 | 4.25 | 2.36 | 60W |
| 774255 | 9 | LED9A19/PF60W/940/D/2/4P | A19 | E26 | Frost | 4000K | 90 | 800 | 15000 | 4.25 | 2.36 | 60W |
| 774265 | 9 | LED9A19/PF60W/950/D/2/1P | A19 | E26 | Frost | 5000K | 90 | 800 | 15000 | 4.25 | 2.36 | 60W |
| 774256 | 9 | LED9A19/PF60W/950/D/2/4P | A19 | E26 | Frost | 5000K | 90 | 800 | 15000 | 4.25 | 2.36 | 60W |
| 774266 | 11 | LED11A19/PF75W/927/D/2/1P | A19 | E26 | Frost | 2700K | 90 | 1100 | 15000 | 4.331 | 2.362 | 75W |
| 774267 | 11 | LED11A19/PF75W/930/D/2/1P | A19 | E26 | Frost | 3000K | 90 | 1100 | 15000 | 4.331 | 2.362 | 75W |

General Service BR20, BR30, BR40



Shape and size emulates halogen replacement bulbs
Commonly used in track and recessed lighting
Fully compatible with all dimmer types



| Item # | Watts | Ordering Code | Base Type | Bulb Type | Volts | Finish | Color Temp. | CRI | Lumens | Avg Rated Life | M.O.L (in.) | M.O.D (in.) | Watt Equiv. |
|------------------------|-------|-------------------|-----------|-----------|-------|--------|-------------|-----|--------|----------------|-------------|-------------|-------------|
| 772854 | 7 | LED7BR20/827/D/5 | E26 | BR20 | 120 | Frost | 2700K | 80 | 525 | 25000 | 3.86 | 2.48 | 50W |
| 772855 | 7 | LED7BR20/830/D/5 | E26 | BR20 | 120 | Frost | 3000K | 80 | 525 | 25000 | 3.86 | 2.48 | 50W |
| 772856 | 8 | LED8BR30/827/D/5 | E26 | BR30 | 120 | Frost | 2700K | 80 | 650 | 25000 | 5.19 | 3.76 | 65W |
| 772857 | 8 | LED8BR30/830/D/5 | E26 | BR30 | 120 | Frost | 3000K | 80 | 650 | 25000 | 5.19 | 3.76 | 65W |
| 772858 | 11 | LED11BR30/827/D/5 | E26 | BR30 | 120 | Frost | 2700K | 80 | 1000 | 25000 | 5.03 | 3.77 | 75W |
| 772859 | 11 | LED11BR30/830/D/5 | E26 | BR30 | 120 | Frost | 3000K | 80 | 1000 | 25000 | 5.03 | 3.77 | 75W |
| 772860 | 15 | LED15BR40/827/D/5 | E26 | BR40 | 120 | Frost | 2700K | 80 | 1400 | 25000 | 6.22 | 4.94 | 90W |
| 772861 | 15 | LED15BR40/830/D/5 | E26 | BR40 | 120 | Frost | 3000K | 80 | 1400 | 25000 | 6.22 | 4.94 | 90W |

General Service PAR20, PAR30, PAR38



UL wet location rated and may be suitable in totally enclosed fixtures

Commonly used in track and recessed lighting

Compatible with a wide range of dimmer types



GENERAL SERVICE

| Item # | Watts | Ordering Code | Base Type | Bulb Type | Finish | Color Temp. | CRI | Lumens | Avg Rated Life | M.O.L (in.) | M.O.D (in) | Watt Equiv. |
|------------------------|-------|-----------------------------|-----------|-----------|--------|-------------|-----|--------|----------------|-------------|------------|-------------|
| 772242 | 7 | LED7PAR20/B-FL40/830/WD/2 | E26 | PAR20 | White | 3000K | 80 | 500 | 25000 | 3.14 | 2.48 | 50W |
| 772243 | 7 | LED7PAR20/B-FL40/840/WD/2 | E26 | PAR20 | White | 4000K | 80 | 500 | 25000 | 3.14 | 2.48 | 50W |
| 772245 | 10 | LED10PAR30S/B-FL40/830/WD/2 | E26 | PAR30SN | White | 3000K | 80 | 650 | 25000 | 3.6 | 3.69 | 75W |
| 772246 | 10 | LED10PAR30S/B-FL40/840/WD/2 | E26 | PAR30SN | White | 4000K | 80 | 800 | 25000 | 3.6 | 3.69 | 75W |
| 772248 | 10 | LED10PAR30L/B-FL40/830/WD/2 | E26 | PAR30LN | White | 3000K | 80 | 800 | 25000 | 4.53 | 3.74 | 75W |
| 772249 | 10 | LED10PAR30L/B-FL40/840/WD/2 | E26 | PAR30LN | White | 4000K | 80 | 800 | 25000 | 4.53 | 3.74 | 75W |
| 772253 | 15 | LED15PAR38/B-FL40/830/WD/2 | E26 | PAR38 | White | 3000K | 80 | 1200 | 25000 | 5.30 | 4.68 | 90W |
| 772254 | 15 | LED15PAR38/B-FL40/840/WD/2 | E26 | PAR38 | White | 4000K | 80 | 1200 | 25000 | 5.30 | 4.68 | 90W |

LED 1, 2, 3 or 5 YEAR LIMITED WARRANTY

Bulbrite offers 1, 2, 3, or 5-year limited warranties on LED products (based on average household use of 3 hours per day according to federal estimation standards issued by the Department of Energy and Federal Trade Commission).

For product-specific warranty information, please visit www.bulbrite.com. You can also find warranty information listed on product packaging. If a covered product fails within the specified warranty period, please contact:

Bulbrite Industries, Inc.,
800.528.5555,
productsupport@bulbrite.com

Bulbrite reserves the right to examine all failed lamps, components, and/or ballasts and reserves the right to be the sole judge of whether any lamps and/or Bulbrite lighting products are defective and covered under this warranty. This product will be credited, repaired, or replaced at Bulbrite's option, and we will not cover associated labor costs. This warranty will not apply in the event of conditions demonstrating abnormal use or stress, improper storage, improper installation, or extended daily use that is beyond reasonable operating hours for the intended application. The warranty is void if the product is not used for the intention of which it was manufactured.

LIMITATION OF LIABILITY

THE FOREGOING WARRANTY CONSTITUTES BULBRITE'S EXCLUSIVE LIABILITY AND THE EXCLUSIVE REMEDY TO A CUSTOMER FOR ANY BREACH OF OR ANY OTHER NONCONFORMITY OF THE PRODUCTS COVERED BY THIS WARRANTY. THIS WARRANTY IS EXCLUSIVE AND IN LIEU OF ALL OTHER WARRANTIES. BULBRITE MAKES NO WARRANTY, EXPRESSED OR IMPLIED, OR STATUTORY, INCLUDING, WITHOUT LIMITATION, ANY WARRANTY OF MERCHANTABILITY OR FITNESS FOR A PARTICULAR PURPOSE.

NO REPRESENTATIVE, EMPLOYEE, DISTRIBUTOR, OR DEALER OF BULBRITE HAS THE AUTHORITY TO MAKE OR IMPLY ANY WARRANTY, REPRESENTATION, PROMISE, OR AGREEMENT, WHICH IN ANY WAY VARIES THE TERMS OF THE WARRANTY SET FORTH ABOVE.

THE BULBRITE PRODUCTS SOLD TO CUSTOMERS ARE INTENDED TO BE USED ONLY IN THE APPLICATION(S) SPECIFIED BY BULBRITE. ANY OTHER USE RENDERS THE WARRANTY EXPRESSED HEREIN AND ALL IMPLIED WARRANTIES NULL AND VOID AND SAME ARE HEREBY EXCLUDED.

UNDER NO CIRCUMSTANCES SHALL BULBRITE BE LIABLE TO CUSTOMER OR ANY THIRD PARTY FOR CONSEQUENTIAL, INCIDENTAL, INDIRECT, EXEMPLARY, SPECIAL, OR OTHER DAMAGES WHETHER IN AN ACTION BASED ON CONTRACT, TORT (INCLUDING NEGLIGENCE), OR ANY OTHER LEGAL THEORY, ARISING OUT OF OR RELATED TO THE PRODUCTS SOLD TO CUSTOMER, INCLUDING BUT NOT LIMITED TO LOST PROFITS OR LOSS OF BUSINESS, EVEN IF BULBRITE IS APPRISED OF THE LIKELIHOOD OF SUCH DAMAGES OCCURRING..

The best way to shop Shopbulbrite.com



- ✓ Check pricing & availability
- ✓ Get tracking details
- ✓ Place orders
- ✓ Create and save product lists

Place your next order online



Check out our downloadable resources

for more information on our products

Scan QR Code





NEW JERSEY | SOUTH CAROLINA | TEXAS

800-528-5555 - SERVICE@BULBRITE.COM - BULBRITE.COM

BUILDER BOOK SUMMER 2026

©2026 Bulbrite Industries, Inc. All rights reserved. All brand names are trademarks or registered trademarks of Bulbrite Industries, Inc. Printed in USA.