

Specifications

Models	Z-45/25 RT		Z-45/25J RT	
Measurements	US	Metric	US	Metric
Working height maximum*	51 ft 10 in	15.97 m	51 ft 6 in	15.86 m
Platform height maximum	45 ft 10 in	13.97 m	45 ft 6 in	13.86m
Horizontal reach maximum	24 ft 7 in	7.49 m	24 ft 8 in	7.52 m
Up and over clearance maximum	23 ft 5 in	7.14 m	23 ft 7 in	7.14 m
A Platform length	2 ft 6 in	0.76 m	2 ft 6 in	0.76 m
B Platform width	6 ft	1.83 m	6 ft	1.83 m
C Height - stowed	7 ft	2.13 m	7 ft	2.13 m
D Length - stowed	17 ft 8 in	5.38 m	21 ft 10 in	6.65 m
E Width	7 ft 6 in	2.29 m	7 ft 6 in	2.29 m
F Wheelbase	6 ft 8 in	2.03 m	6 ft 8 in	2.03 m
G Ground clearance - center	1 ft 3 in	0.37 m	1 ft 3 in	0.37 m

Productivity

Lift capacity	500 lb	227 kg	500 lb	227 kg
Platform rotation	180°		160°	
Vertical Jib rotation	—		135°	
Turntable rotation	355° non-continuous		355° non-continuous	
Turntable tailswing	zero		zero	
Drive speed - stowed	4.5 mph	7.24 km/h	4.5 mph	7.24 km/h
Drive speed - raised **	0.61 mph	1.0 km/h	0.61 mph	1.0 km/h
Gradeability - 2WD - stowed***	30%		30%	
Gradeability - 4WD - stowed***	45%		45%	
Turning radius - inside	5 ft 6 in	1.68 m	5 ft 6 in	1.68 m
Turning radius - outside	14 ft 9 in	4.50 m	14 ft 9 in	4.50 m
Controls	12 V DC proportional		12 V DC proportional	
Tires	315/55 D20		315/55 D20	

Power

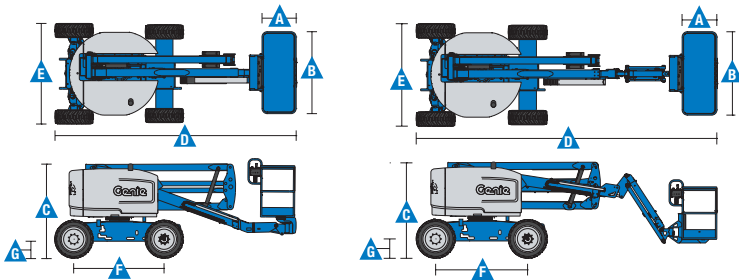
Power source	60 hp (55.9 kW) Ford MSG425 Dual Fuel 49 hp (35.8 kW) Deutz D2.9L4 diesel T4f 48 hp (35.8 kW) Perkins AB&T 404D-22 diesel T4f *****			
Auxiliary power unit	12 V DC		12 V DC	
Hydraulic tank capacity	22 gal	83 L	22 gal	83 L
Fuel tank capacity	17 gal	64.4 L	17 gal	64.4 L

Weight****

2WD	13,100 lb	5942 kg	13,200 lb	5987 kg
4WD	13,400 lb	6078 kg	13,500 lb	6123kg

Standards Compliance

ANSI A92.5, CSA B354.4, EN 280, AS 1418.10



* The metric equivalent of working height adds 2 m to platform height. U.S. adds 6 ft to platform height.

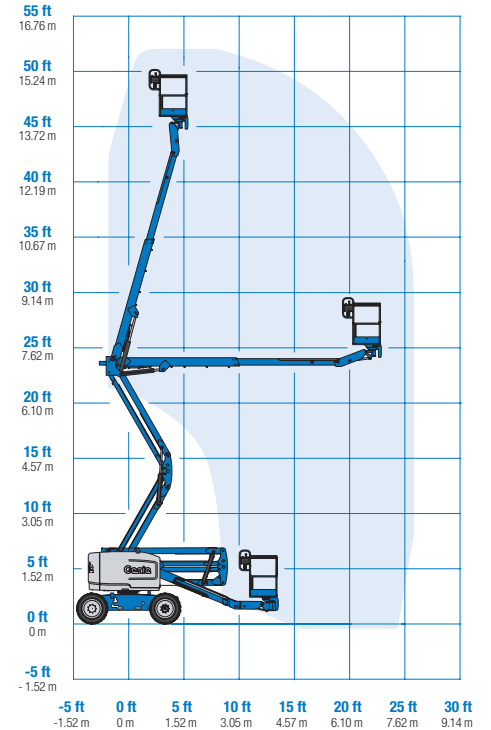
** In lift mode (platform raised), the machine is designed to operate on firm, level surfaces only.

*** Gradeability applies to driving on slopes. See operator's manual for details regarding slope ratings.

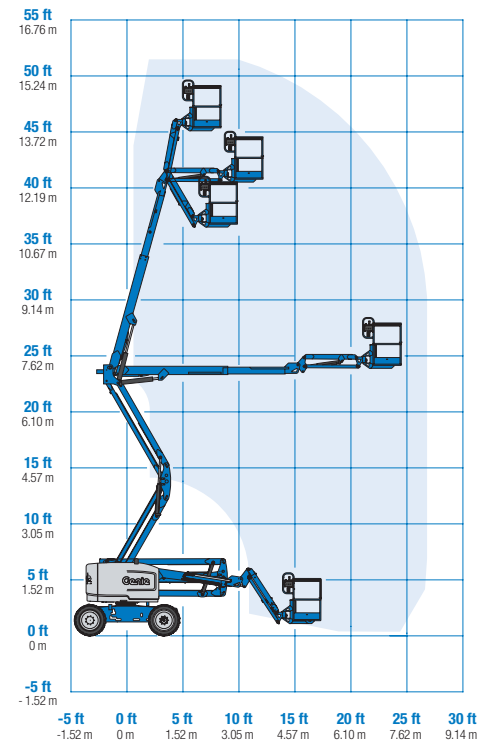
**** Weight will vary depending on options and/or country standards.

***** Also available for T4i in some regions

Range Of Motion Z-45/25 RT



Range Of Motion Z-45/25J RT



Features

Standard Features	Easily Configured To Meet Your Needs	Options & Accessories
-------------------	--------------------------------------	-----------------------

Measurements

Z-45/25 RT

- 51 ft 10 in (15.97 m) working height
- 24 ft 7 in (7.49 m) horizontal reach
- 23 ft 5 in (7.14 m) up and over clearance
- Up to 500 lb (227 kg) lift capacity

Z-45/25J RT

- 51 ft 6 in (15.86m) working height
- 24 ft 8 in (7.52 m) horizontal reach
- 23 ft 5 in (7.14 m) up and over clearance
- Up to 500 lb (227 kg) lift capacity

Productivity

- Self-leveling platform
- Hydraulic platform rotation
- Proportional joystick controls
- Drive enable
- AC power cord to platform
- Horn
- Hour meter
- Tilt alarm
- Descent alarm
- 355° non-continuous turntable rotation
- Positive traction drive
- Two speed wheel motors
- Entry toeboard on 6 ft (1.83m) platform
- Lift Guard™ Contact Alarm
- Dual parallelogram for vertical wall tracking

Power

- 12 V DC auxiliary power
- Swing out engine tray
- Intake air heater (Deutz engine only)

Platform Options

- Steel 6 ft (1.83 m) dual entry with side swing gate (standard)
- Steel 3 ft 10 in (1.17m) with sliding mid-rail

Jib Options

- Non-jib
- 5 ft (1.52 m) jib boom

Power Options

- 75 hp (55.9 kW) Ford gas/LPG
- 49 hp (36.5 kW) Deutz T4f diesel
- 48 hp (35.8 kW) Perkins T4f diesel

Drive Options

- 2WD
- 4WD

Axle Options

- Active oscillation (4WD)
- Non-oscillating (2WD)

Tire Options

- Rough terrain air-filled (standard)
- Rough terrain foam-filled
- Rough terrain non-marking (air or foam-filled)
- High flotation air-filled
- Sealant treated air-filled

Productivity

- Lift Guard Platform Mesh - Half
- Lift Guard Platform Mesh - Full
- Platform top auxiliary rail
- Air line to platform
- Thumb rocker steer
- Specialty hydraulic oil (Cold weather, fire resistant or biodegradable)
- Aircraft protection package*
- Hostile environment kit
- Alarm package (Beacon and travel)
- Panel cradle package
- Light package
- Lockable platform control box cover
- Tow package
- Operator Protective Structure**
- Fall Arrest Bar
- Florescent tube caddy**
- Pipe cradle (pair)**
- Lift Tools Expo Installer**

Power

- Engine gauge package (Ford engine only)
- AC generator packages (110 V / 60 Hz - 220 V / 50 Hz, 2200 W)
- Cold Weather Packages
- Diesel catalytic scrubber muffler (T4i engines only)
- LPG tank 33.5 lb (15.19 kg) capacity



* Reduces platform capacity to 440 lb (only available on jib models)
** Available through aftermarket parts only

Genie United States

6464 185th Ave. NE
Redmond, WA 98052
Telephone +1 (425) 881-1800
Toll Free in USA/Canada +1 (800)-536-1800
Fax +1 (425) 883-3475

Distributed By:

Effective Date: January, 2019. Product specifications and prices are subject to change without notice or obligation. The photographs and/or drawings in this document are for illustrative purposes only. Refer to the appropriate Operator's Manual for instructions on the proper use of this equipment. Failure to follow the appropriate Operator's Manual when using our equipment or to otherwise act irresponsibly may result in serious injury or death. The only warranty applicable to our equipment is the standard written warranty applicable to the particular product and sale and we make no other warranty, express or implied. Products and services listed may be trademarks, service marks or trade names of Terex Corporation and/or their subsidiaries in the USA and many other countries. Terex, Genie and AWP are registered trademarks of Terex Corporation or its subsidiaries. © 2019 Terex Corporation.