

Primary Lockers

BISLEY

Contents

03	Introduction	11	Accessories
04	Why choose us?	13	Finishes
05	Everyday lockers	14	Locking technology
07	Workwear lockers	15	Primary ⁺
	Combi lockers		
	Police lockers		
	Clean & Dirty lockers		
	Twin locker		
	Two Person lockers		
10	Galvanized steel	16	Our commitments
		17	Contact us



Robust, versatile and hard-wearing - lockers crafted for the workplace.

Primary Lockers by Bisley span a wide range of sizes and configurations, allowing you to stow your personal belongings, workwear or equipment as required. With perfect sized compartments to suit every need, whether you're storing uniform and bulky items, to separating your clothes from dirty overalls. Designed for durability, these lockers are aimed at fulfilling tough 'back of house' storage requirements, but its neat and minimalist design means they will look great in changing rooms and customer-facing cloakrooms too.

This straightforward locker range is easy to specify. Featuring a smart grey carcass and a selection of door colours, we can also offer a selection of optional upgrades, including benching, feet, sloping tops and a choice of locking options.

Available in single columns or nests of up to four lockers together, Primary Lockers work around your space and capacity.

Primary Lockers: built to last.

Why choose us?



A Sustainable Bisley

View the Sustainability report to learn about our sustainability achievements and commitments.



Over 90 years of award-winning design expertise

Europe's leading manufacturer of steel storage with a state-of-the-art wood plant

15,000 products leave our South Wales factory every week

Manufacturing excellence that's engineered around you.

We're proud to be a full manufacturer that really is Made in Britain. We manufacture all our own steel and wooden furniture in our South Wales factory and export worldwide.

We practice Lean Manufacturing, and have recently invested over £2m in machinery to ensure we are using the latest manufacturing processes and technologies, continually seeking to improve our products and designs.

Our knowledge and expertise is unrivalled and continues to grow. Our team is here to guide you through all the options – from dimensions and finishes, to putting together a precise design specification. Whatever the project requirement, we're on hand to ensure you achieve exactly what you want.

We create furniture that lasts a lifetime for our customers; made from the highest quality materials, using the latest innovative technologies and processes with minimum impact on our environment.

Everyday lockers

Built to last

Uncomplicated and resilient, the Everyday Locker is a workplace essential. Available in a range of heights, widths, depths, and divided into one to six doors, you can choose a configuration that best suits your workforce's personal storage requirements.

Everyday Lockers are available as single columns or in nests of one and two. They feature a light grey carcass as standard and have a choice of door colours, with the option to upgrade to anti-microbial paint. Alternatively, if the lockers are to be placed in areas susceptible to rusting, or you require an extra level of protection, Everyday Lockers can be specified in galvanized steel, with the same paint finishes available.*

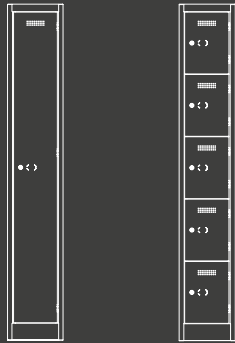
Plus, you can choose a specific lock option, moulded feet, or a steel stand to lift lockers off the ground and add benching or sloping tops, if required.



Everyday 2 door lockers.

Features

- Ventilated doors allow air to flow through the lockers.
- Discreet label holders on all doors.
- Strong hinges to withstand rough handling.
- Add optional sloping tops, steel locker stands, or raised feet with leveling capabilities.
- Choose from a selection of popular industry paints available for door fronts, or specify BioCote paint finishes to inhibit bacteria growth by 99.99%*.
- Lockers can be specified in galvanized steel for added protection against corrosion and damage*.
- Choose from a selection of locks to suit different industry needs.

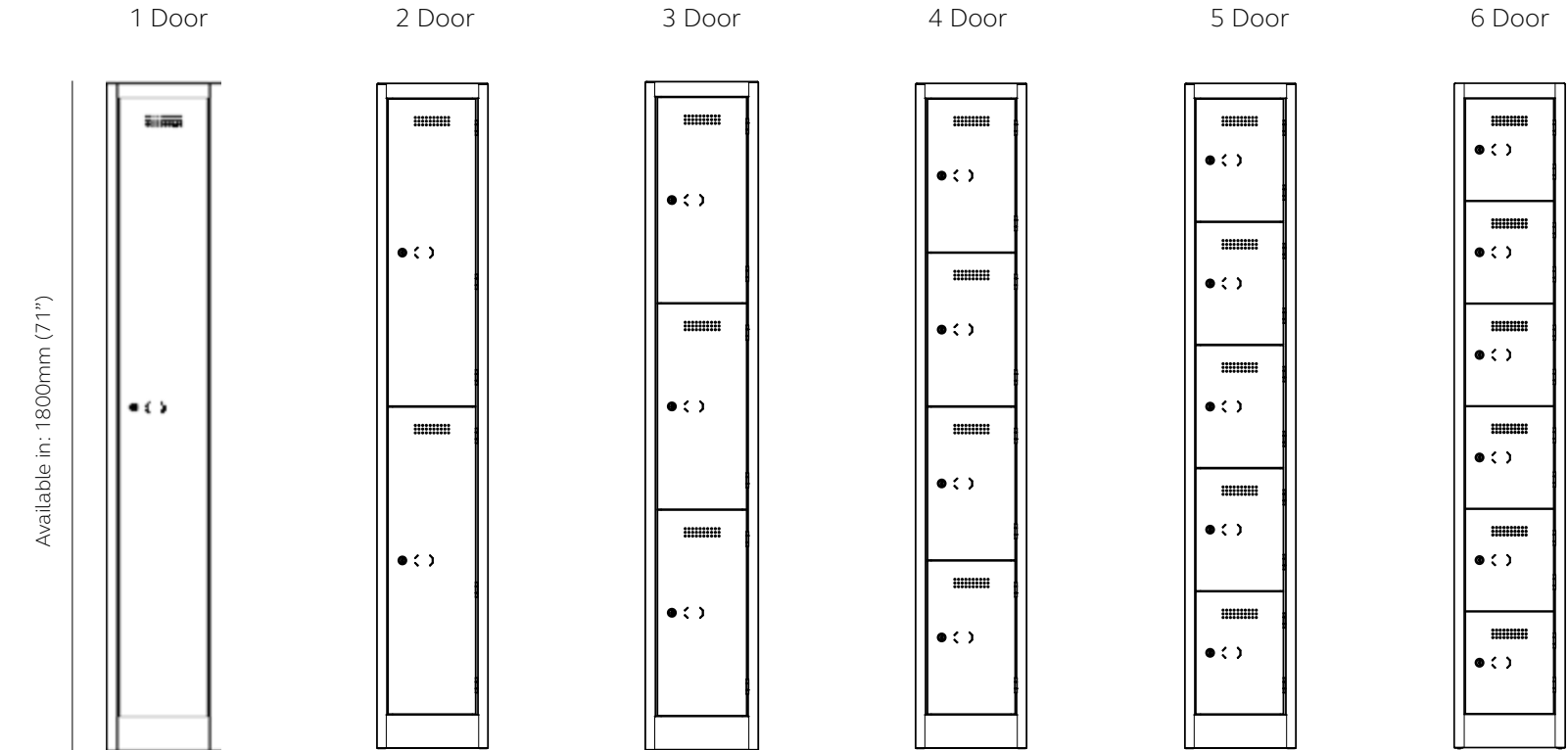


Range overview

Everyday lockers

Available in four depths: 300mm (11.8”), 380mm (15”), 450mm (17.7”) & 510mm (20.1”).

*Please note: not all depths are available with every width. Please refer to the [Primary Lockers specification sheet](#) for the full dimension breakdown.



Four widths are available: 300mm (11.8”), 380mm (15”), 450mm (17.7”) & 600mm (23.6”).

Workwear lockers

Designed to fit around you.

There are five types of Workwear locker to choose from. Each one has been designed to not only withstand the wear and tear of daily use, but to provide organised, secure storage with specific workwear needs in mind, such as compartments to fit police helmets, internal shelves and dividers, and lockers suited for multiple users.

As with all Primary Lockers, the carcass is light grey as standard, but there are a choice of door colours with the option to upgrade to anti-microbial paint.* Alternatively, if the lockers are to be placed in areas susceptible to rusting, or you require an extra level of protection, Workwear lockers can be specified in galvanized steel, with the same paint finishes available.* You can also specify sloping tops, steel locker stands, raised feet, and add benching, if required.

You can rest assured that our Workwear lockers are a secure option for workwear and personal belongings. They come with a key lock as standard but there are several lock options, to choose from to suit your specific needs.



Clean & Dirty lockers.

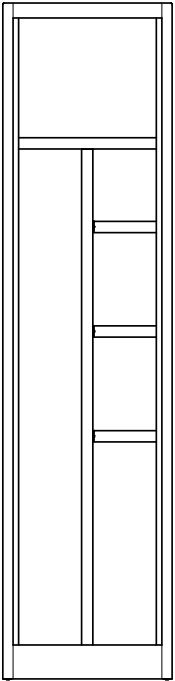
Range overview

Workwear lockers

Police lockers and Clean & Dirty lockers are 600mm (23.6") deep.
Combi lockers are 450mm (17.7") deep.

Combi locker

Available in: 1800mm (70.9") high.




Internal measurements
W 365mm (14.4")
D 578mm (22.8")

Includes 4 fixed shelf and coat hook.

H above shelf 318mm (12.5")
H below shelf 1319mm (51.9")

Internals shown

Police locker

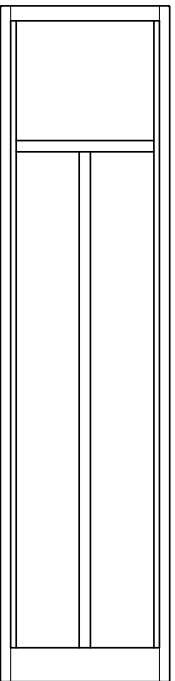


Internal measurements
W 365mm (14.4")
D 578mm (22.8")

Includes 1 fixed shelf and hanging rail.

H above shelf 318mm (12.5")
H below shelf 1319mm (51.9")

Clean & Dirty locker



Internal measurements
W 365mm (14.4")
D 578mm (22.8")

Includes 1 fixed shelf and 2 clothing compartments with hanging rails.


H above shelf 318mm (12.5")
H below shelf 1319mm (51.9")

Internals shown

Available in: 450mm (17.7") wide.

Features

- Each of our Workwear lockers have varying internal storage solutions.
- Ventilated doors allow air to flow through the lockers.
- Discreet label holders on all doors.
- Strong hinges to withstand rough handling.
- Add optional sloping tops, steel lockers stands or raised feet with levelling capabilities.
- Choose from a selection of popular industry paints available for door fronts, or specify BioCote paint finishes to inhibit bacteria growth by 99.99%*.
- Lockers can be specified in galvanized steel for added protection against corrosion and damage*.
- Choose from a selection of locks to suit different industry needs.

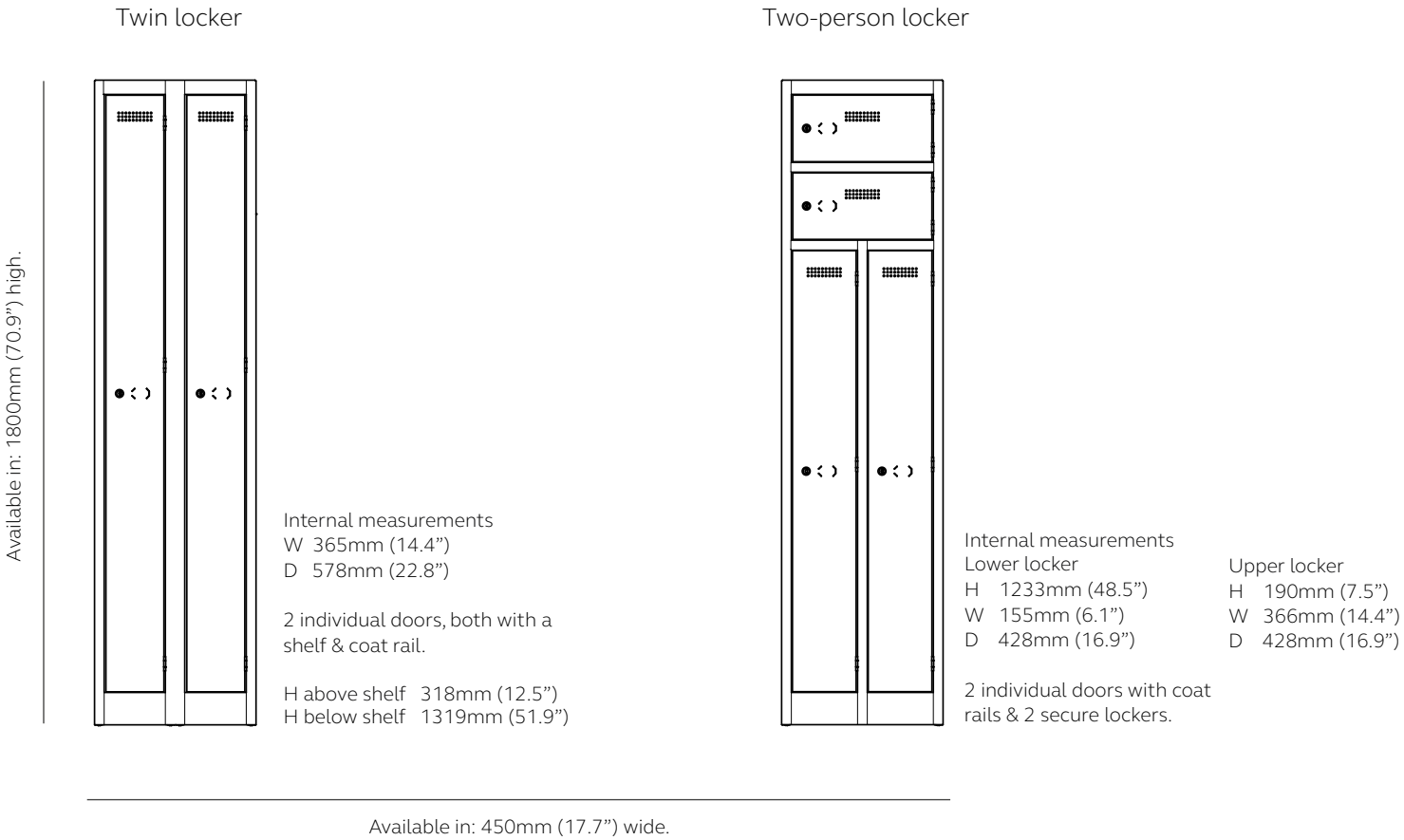




Police lockers.

Workwear lockers

Two-person lockers are 600mm (23.6”) deep.
Twin lockers are 450mm (17.7”) deep.



Galvanized steel

Primary Lockers have been designed to be incredibly hard-wearing and able to withstand daily handling in high traffic environments. However, if your workplace requires an extra level of protection, or the lockers are to be placed in areas susceptible to rusting, specifying your lockers in galvanized steel will give you extra peace of mind.

Galvanized steel provides an added thin layer of protection over the entire steel surface, protecting against corrosion and damage.

- The entire locker is manufactured from galvanized steel, giving total protection.
- Superior protection against rust, abrasion, and water.
- Recommended for wet and humid environments, such as swimming pools and gyms.
- Galvanized steel is longer lasting and requires less maintenance, meaning it is a more sustainable option.



Download images



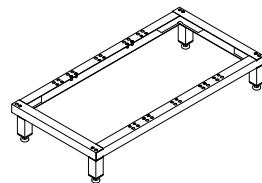
Everyday 1 & 4 door lockers.

Accessories

Locker stands

All locker stands suit all locker depths and are 150mm (6") high.

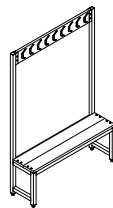
Available in 7 widths:
450mm (17.7")
600mm (23.2")
760mm (30")
900mm (35.4")
1000mm (39.3")
1140mm (44.9")
1200mm (47.2")



Cloakroom benches

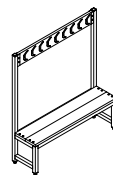
Cloakroom benches are available in options - Standard and Junior.
The benches are available in single or double sided.

Standard benches
H 1800mm (70.9")
W 1200mm (47.2") & 1500mm (59")
D 300mm (11.9")*



Seat height 470mm (18.5")

Junior benches
H 1370mm (54")
W 1200mm (47.2") & 1500mm (59")
D 300mm (11.9")*



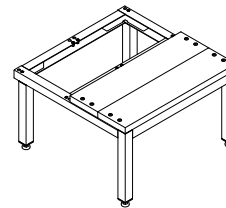
Seat height 400mm (15.7")

*Depth will be 600mm (23.2") total for double-sided benches.

Locker stand and seats

All locker stands suit all locker depths and are 150mm (6") high.

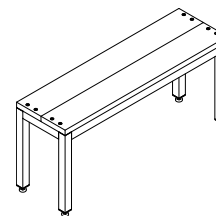
Available in 7 widths:
450mm (17.7")
600mm (23.2")
760mm (30")
900mm (35.4")
1000mm (39.3")
1140mm (44.9")
1200mm (47.2")



Standalone benches

All benches are 470mm (18.5") high & 300mm (11.8") deep.

Available in 3 widths:
1000mm (39.3")
1200mm (47.2")
1500mm (59.1")



- M6 fixing bolts are provided with locker stands and benches.
- The steel frames match the light grey locker carcasses and are also available in galvanized steel.**
- Bench slats are made from recycled plastic and are available in black, as standard.

**Surcharges apply.

Download images





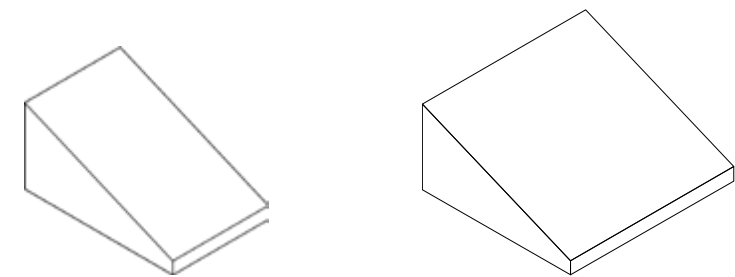
Sloping tops

All sloping tops suit all locker depths and are 150mm (6") high.

Available in 8 widths:

- 450mm (17.7")
- 600mm (23.2")
- 675mm (26.8")
- 760mm (30")
- 900mm (35.4")
- 1000mm (39.3")
- 1140mm (44.9")
- 1200mm (47.2")

*Please note not all depths are available with every width. Please refer to the [Primary Lockers specification sheet](#) for the full dimension breakdown.



- The sloping tops match the light grey locker carcasses and are also available in galvanized steel.*
- Adhesive strips are provided for fitting the sloping top.


*Other finishes are available with a surcharge.

Finishes

Primary Lockers create smart, reliable personal storage for a variety of workplaces, educational settings, and leisure requirements.

We offer a choice of standard paints or you can choose anti-microbial BioCote finishes which inhibit the growth of bacteria by 99.99%.

Alternatively, Primary Lockers can be specified in galvanized steel for an extra level of protection against damage and corrosion, for peace of mind particularly when the lockers are placed in wet or humid environments.



[Click here to discover our paint palette.](#)


Everyday 1 & 2 door lockers.



Locking technology

Key lock

Key locks are a great, cost-effective option if you are looking for a straightforward, secure solution with user keys, ideal for both assigned and shared lockers.



Latch and Coin locks

These are ideal for high traffic and shared locker areas. They are controlled using a master key, making the lock safe and convenient for both users and management. Choose from coin return or coin retain to suit your needs.

Latch locks are a low cost choice, without the worry of master or replacement keys.



Combination locks

Combination locks seamlessly integrate with many of our products while providing enhanced security and protection. With both shared and assigned user options, combination locks are a reliable, cost-effective solution for personal storage.



We design and manufacture the highest quality personal storage and workwear lockers, but we also have the knowledge and expertise on hand to advise you on the best lock choice.

Our selection of locking options available for Primary Lockers give all employees – whether permanent, mobile or nomadic – peace of mind and belonging while in the workplace.

The lockers are fitted with AB locks as standard but you can choose to upgrade to latch, coin return, combination or mechanical combination locks, which are all great solutions for both permanent employees and visitors.

Primary⁺

The Primary Lockers collection has evolved with the launch of smart-enabled Primary⁺.

A robust, steel-bodied range designed to deliver reliable performance in busy, demanding environments, Primary⁺ retains the clean lines and practical design of the original Primary model but introduces integrated smart lock compatibility as part of the Bisley BeSmart family.

Select from one to five doors per column and three standard sizes and enjoy the flexibility to configure locker banks to suit your space, usage, and flow of people. Choose from ventilated or unventilated doors, to help keep your belongings fresh throughout the day.

Fully compatible with our full suite of BeSmart locks – including hardwired and wireless options – the Primary⁺ collection is an ideal entry point into connected storage for high-volume, fast-paced settings.

From schools and universities to hybrid workplaces, gyms, events, and temporary installations, Primary⁺ is designed for projects where you need dependable, cost-effective smart storage without compromising on functionality.

[Discover more about Primary⁺](#)

Download images



Our commitments



As a proud British manufacturer, we take our responsibilities towards the environment very seriously, ensuring that sustainability runs through everything we do. Our dedicated sustainability team ensures that our facilities are as environmentally friendly as possible, while ensuring our products last and are sustainably sourced.

Bisley products are designed for functionality, durability, and a long service life. They are all tested rigorously to British and European harmonised standards for safety, strength and stability.

We source all of the electricity that powers our manufacturing activities through renewable energy tariff. We also participate in the Energy Savings Opportunity Scheme (ESOS), which has led to substantial investment in procurement and installation of energy efficient machinery and equipment.

Visit thebisleygroup.com to find out more,
or contact your Bisley representative for
more information on our product offering.

Get in touch

www.thebisleygroup.com/get-in-touch

London Showroom

32 Dallington Street,
London EC1V 0BB
+44 (0)203 952 4000

Manchester Showroom

Calico, 55 Mosley Street,
Manchester, M2 3HQ.
+44 (0)161 543 0850

Newport HQ

Reevesland Ind Est, Caswell Way,
Newport, NP19 4PW.
+44 (0)163 336 37383

Dublin Showroom

Bisley House, IDA Bray Business Park,
Southern Cross Road, Bray, Co. Wicklow.
00353 1 2769100

New York Showroom

1140 Broadway, 15th Floor, Manhattan,
New York, New York 10001.

Paris Showroom

Immeuble le Corosa, 1-3 rue Eugène
et Armand Peugeot, 92500 Rueil
Malmaison.
+33 (0)1 41 39 97 20

Düsseldorf Showroom

Hauptsitz und Showroom, Wiesenstraße
70 A3, 40549 Düsseldorf.
+49 (0)211 87541 600

Tilburg Showroom

Dr. Hub van Doorneweg 153
5026 RC, Tilburg
+31 (0)13 463 0662

Dubai Showroom

Office 4501 U-Bora Tower, Marasi Drive,
Business Bay, Dubai.
00971 (4) 450 3747