

A HOME BUYER'S GUIDE

BOUTIQUE SERVICE | GLOBAL REACH

Gayle Quill

kw
KELLERWILLIAMS®

WORK WITH ME

Hi, I'm Gayle Quill, your trusted real estate partner.

Whether you're buying your very first home, upgrading to fit your growing family, or downsizing to enjoy a simpler lifestyle, I'm here to guide you every step of the way.

I understand that every stage of life comes with unique needs, and my goal is to help you find the perfect home that fits yours. Let's make this journey smooth, exciting, and stress-free.

Trust me to help you turn your dreams into an address you'll love.

Gayle Quill

Real Estate Agent

LIC #12345678

210-126-8080

Gayle@GQ.com

Gayle.GQ.com



Each office is independently owned and operated.

LIC #20290399



“

“What's your home really worth in today's market.”

kw
KELLERWILLIAMS

ABOUT KELLER WILLIAMS

A COMPANY CULTURE THAT NURTURES EXCELLENCE

It's not the brokerage that helps you to find your ideal home, it's the agent.

Keller Williams has consciously created a company culture that attracts, trains, and nurtures the best real estate agents in the world so they will be able to better serve you.

Our company culture has been studied in depth by Stanford University and they found that:
"Keller Williams is...a company with a unique economic and cultural model, embracing organizational concepts such as profit sharing, shared decision making, open books, and extensive employee training."

Training Magazine recognized Keller Williams as the **world leader in training for third consecutive year.**

Keller Williams is proud to be a client focused organization that fosters integrity and teamwork, rewards innovation and works to create win-win outcomes.

We are thrilled that you are considering Keller Williams as your choice to help you buy what may be your biggest, and most important asset, your new home.

WHY BUY WITH KELLER WILLIAMS?

WE HELP YOU REACH YOUR GOALS

TEAMWORK:

Keller Williams Realty model was designed to reward agents for working together with the idea that we are all more successful if we strive toward a common goal, rather than individual interests. I'm confident that every Keller Williams professional will serve you in the best way possible.

RELIABILITY:

Founded on the principles of trust and honesty, Keller Williams Realty emphasizes the importance of integrity and putting the client's needs first. My success is ultimately determined by the legacy I leave with each client I have the opportunity to serve.

TECHNOLOGY:

Leading-edge tech tools and training give us the advantage in effectively finding the perfect home for you.

TRACK RECORD:

I'm proud to work with the largest real estate company in the world by agent count. When service is consistently superior, word spreads fast.

KNOWLEDGE:

Keller Williams Realty supports every agent in staying ahead of real estate industry trends through its comprehensive, cutting-edge training curriculum and research resources.



The largest independent real estate franchise



A network of over 191,000 real estate consultants with a projected growth of 300,000

1,100 offices in the United States and Canada (50) major markets

Excellence in cutting-edge real estate training, real estate coaching and real estate education

Named "Most Innovative Real Estate Company" by Inman News





BUYER

OUR WINNING STRATEGY

Lifestyle Analysis

Finding your ideal home is a process of matching your lifestyle and financial objectives with the right neighborhood.

As a Realtor® with experience selling in this market, I have the expertise to match you with the home that fits your lifestyle.

Whether you want a piece of the city, or a quiet neighborhood with the best schools for your children, I have the area insight and knowledge you need.

Search Analysis

Beyond the MLS and previewing homes online, finding your ideal home is also about leveraging relationships. As your Realtor®, I utilize my extensive network and access to off-MLS (pocket) listings on your behalf. To streamline the process, I preview homes on your behalf, in addition to touring homes and neighborhoods with you. I will always keep you well informed of new homes that come on the market.

Negotiate

Negotiating terms for the purchase of what may be your largest personal asset requires a professional who has your best interests in mind. After listening to your needs, I will vigorously negotiate the price, contingencies such as inspections, appraisals and financing, as well as the best time to close escrow.

Make a Winning Offer

The Bay Area housing market is ultracompetitive which is why you need a seasoned professional to give you a competitive advantage and help you to win the bid on your ideal home. We will carefully consider if the home is accurately priced for the size, location, and neighborhood comparative sales. As your consultant, I will advise you on how to best position your offer for quick acceptance, the amount of your down payment and whether you should be fully pre-approved prior to bidding.

Coordinate

Congratulations! Your offer was accepted and now the race begins. The closing of your home is urgent and time sensitive with many steps to completion.

A unique feature of Keller Williams is that our culture promotes teamwork. Everyone at the KW office has a vested interest in helping you close the purchase of your home as smoothly and efficiently as possible. As your agent and project manager, my team and I will be there with you through the end of the closing process. We will coordinate the inspections, escrow, and title search, helping you prepare for the closing of your new home.

PRE-QUALIFICATION VS. PRE-APPROVAL

THERE IS A DIFFERENCE

Pre-Qualification or Pre-Approval:

Knowing how much you qualify for is an important first step before starting your home search. Understanding the price range you and your agent should focus on, your down payment options, as well as monthly mortgage payments ahead of time, will help you to find and close on your ideal home quickly.

Pre-Qualification

provides you with a general estimate of how much you can expect to borrow. It's easy and can be done over the phone or online. You provide the mortgage company or bank with information such as your income, debt, and employment information. In return you will be given a loan estimate.


Pre-Approval

Will give you the exact amount you qualify for and provides other advantages for making offers in a competitive market.

With a pre-approval, the lender takes an extensive look at your financial picture, including two years of your W-2s and tax returns, a credit check, debt/income ratio and how much you have for a down payment.

Being a pre-approved buyer lets the seller know that you are in a position to buy now, which can give you a distinct advantage when there are multiple offers on a home.

Not all loan packages are the same. Going through the pre-approval process is a win-win situation that helps the lender create a loan package that fits your needs.



1 Pre-Approval:

You will be asked to provide personal information such as your Social Security number, income, assets, debts, credit information and the specifics on the type of property you wish to purchase.

2 Full Application:

During the application process the lender will update any information and documentation that has already been submitted.

3 Processing:

Your mortgage package will be reviewed and completed by the processor.

4 Loan Submission:

Once the processor has completed the loan package, it is submitted to the underwriter for approval.

5 Loan Approval:

All parties are notified of the approval and loan documents are completed and sent to both the title and escrow companies.

6 Title:

The title company ensures that the property title is clear and legitimate. Once this process is complete, title insurance is issued for the property.

7 Funding:

Once you have signed the loan documentation, your lender reviews the loan package, and upon approval, funds are wire-transferred to the title company.

8 Recordation:

When the title company receives the funds, they are released to the seller, less taxes and fees and you are recorded as the owner of your new home.

WRITING AN OFFER

WHAT IT TAKES TO WIN

Here are some general guidelines for writing a strong offer:

1. Review the relevant sales and market conditions prior to making an offer. Factors to consider include the condition of the home, length of time on the market, competition and urgency of the seller.
2. Give yourself room to compete. Ideally, you will want to find homes that are below your maximum so you have room to negotiate on price, the need should arise.
3. While it is important to offer a price that is attractive to the seller, they will often consider other elements before acceptance. How much money you put down on the property, and any contingencies or financing terms are just a few factors that may make the difference.
4. After your offer has been written, your agent will meet with the seller's agent to negotiate on your behalf. The seller may accept, reject or counter the offer with changes.
5. You will be notified immediately of the outcome. Should the seller counter, your agent will work with you to review each specific request and move the contract forward to closure.



KNOW WHAT YOU ARE BUYING

YOUR OPPORTUNITY TO FIND OUT EXACTLY WHAT YOU'RE BUYING

Inspections are an important part of the buying process and allow you to fully understand any issues or challenges with the property before closing the transaction.

If the seller has not provided an inspection ahead of time, you may decide to write your offer with an inspection contingency. This is one of the more common contingencies that buyers use.

A contingency means that you will only go through with the purchase if certain conditions are met. Home inspections should be only done by a certified home inspector, and they are usually paid for by the buyer.

Often, a seller will have inspections completed prior to placing their home on the market to remove the “contingency” from the buyers bid. Ultimately, it is the buyer’s responsibility to assess the condition of the property.

Pest Inspections

Pest inspections are also done by a licensed inspector who will look for wood-destroying organisms, including termites and fungi (“dry rot”). Pest reports classify conditions as Section 1 or Section 2 items.

As with the home inspection, the buyer pays for the pest inspection, however the inspector is responsible to deliver an unbiased report, regardless of whether they favor the buyer or the seller.

Section 1

Conditions demonstrating active infections or conditions damaging the property. Active termites, beetles, or wood rot are examples of Section 1 items.

Section 2

Conditions not currently causing damage but likely too, if left unattended. A typical Section 2 item is a plumbing leak where moisture has not yet caused fungus decay.

If damage is found in the property, such as a crack in the foundation or a roof that needs to be replaced, you may be able to negotiate with the seller on remediation options.

THE ESCROW PROCESS

YOUR OPPORTUNITY TO FIND OUT EXACTLY WHAT YOU'RE BUYING

IN A REAL ESTATE TRANSACTION, ESCROW IS AN INDEPENDENT THIRD PARTY THAT HOLDS IMPORTANT DOCUMENTS AND FUNDS. WHEN OPENING ESCROW, THE BUYER AND SELLER DETERMINE THE TERMS AND CONDITIONS FOR THE TRANSFER OF OWNERSHIP OF THE PROPERTY VIA THE PURCHASE CONTRACT. ESCROW ENSURES THAT ALL MUTUALLY AGREED UPON TERMS AND CONDITIONS ARE MET PRIOR TO THE TRANSFER OF OWNERSHIP AND DISTRIBUTION OF FUNDS.

ESCROW PROTECTS BOTH YOU AND THE SELLER BY MANAGING THE FOLLOWING TASKS:

- Holding buyer's good-faith deposit (typically 3% of the purchase price).
- Disclosing escrow and title fees to the buyer's lender.
- Calculating prorated taxes and HOA fees.
- Providing a title report and title insurance.
- Ensuring that state and local transaction laws and rules are followed.
- Obtaining all necessary and notarized signatures from all parties.
- Ensuring the paperwork is legal and binding.
- Recording the transfer documents and insuring their accuracy.
- Receiving the down payment from the buyer.
- Receiving funds from the buyer's lender.
- Paying liens, overdue tax, and HOA dues.
- Distributing proceeds to the seller.



WHO PAYS WHAT?

BUYER AND SELLER FEES

Many fees are negotiable; however, there are some fees that you and the seller are required to pay.

Buyer typically pays:

- Inspections
- Their share of escrow fees from the title company
- Loan fees required by your lender
- Title insurance premium
- Fire and hazard insurance premium

Seller typically pays:

- Real Estate commissions
- Any judgments or tax liens
- Any unpaid homeowner's dues
- Transfer taxes
- Delinquent property taxes
- Their share of escrow fees from the title company



CLOSING COSTS

WHAT YOU NEED TO KNOW

Closing costs are fees paid by the buyer and the seller at the close of your home. During the escrow process you will have received a Good Faith Estimate which includes your closing costs and settlement charges.

Typically, closing costs are 1-2% of the purchase price of your home. A few days prior to closing, your lender will give you a detailed breakdown in the Closing Disclosure Statement.

WHAT'S INCLUDED?

Closing costs include loan origination fees, discount points, appraisal fees, title searches, title insurance, surveys, taxes, deed-recording fees, initial deposit for your escrow account, home owners insurance and credit report charges.

In addition, there are nonrecurring costs and prepaid costs. Nonrecurring costs are one-time fees associated with buying a property or getting a loan. Prepaid costs are those that recur over time, such as property taxes and homeowner's insurance.

ABOUT PROPERTY TAXES

WHAT YOU NEED TO KNOW

HOW IS REAL PROPERTY ASSESSED?

Real property is assessed upon change of ownership and, in certain circumstances, the construction of improvements. The new assessed value is equivalent to the purchase price and is subject to being increased by as much as 2% each year.

HOW ARE PROPERTY TAXES BILLED?

Property taxes are billed annually and paid in two equal installments. You can also have your taxes impounded monthly. An impound account is managed by your mortgage company. As the homeowner you pay for property taxes and insurance along with your mortgage payment. When your property taxes are due, the mortgage company sends the money to the tax collector or insurance company.

WHEN ARE PROPERTY TAXES DUE?

The fiscal year runs from July 1 thru June 30.

The first installment is due November 1 and it is late December 10. The second installment is due February 1 and it's late April 10. You can remember these dates with this mnemonic device: No Darn Fooling Around = November it's due, December it's late. February it's due, April it's late.

WHEN DO I START PAYING MY PROPERTY TAXES?

After change of ownership, a supplemental tax bill may be issued to collect taxes owing for the current tax year based on the difference between the previous and the new assessed values of the real property. The seller is responsible for the payment of taxes due prior to close of escrow, and the buyer is responsible for the payment of taxes due after close of escrow, including any supplemental tax bill.

HOW IS THE BASE PROPERTY TAX RATE SET?

Under Proposition 13, passed by California voters in 1976, the base property tax rate is set at 1% of the full cash (or assessed) value of real property.

WHAT ARE MELLO-ROOS?

Real property can be subject to continuing tax levies under the Mello-Roos Act. Such levies are used to finance certain designated public services and capital facilities. Among the services and facilities typically financed through "Mello-Roos districts" are police and fire protection services, ambulance and paramedic services, parks, elementary and secondary schools, libraries, museums, and cultural facilities.

MARK YOUR CALENDARS! Property Taxes: Due Dates

FEBRUARY 1st - 2nd Installment Due

MARCH 1st - Assessment Date

APRIL 10th - 2nd Installment Delinquent at 5pm

JULY 1st - Beginning of Fiscal Year

NOVEMBER 1st - 1st Installment Due

DECEMBER 10th - 1st Installment Delinquent at 5pm

COMMON FORMS OF OWNERSHIP

How you hold title has important tax and inheritance implications. If you are unsure which is the best for you, please consult your Attorney, CPA or Financial Planner. The comparison chart below is provided for information only.

It should not be used to determine how you hold title. We strongly recommend that you seek professional counsel to determine the legal and tax consequences of how title is vested.

	Community Property	Joint Tenancy	Tenancy In Common	Tenancy In Partnership	Title Holding Trust	Community Property Right of Survivorship
Parties	Only husband and wife	Any number of persons (can be husband and wife)	Any number of persons (can be husband and wife)	Only partners (any number)	Individuals, groups of persons, partnership or corporations, a living trust	Only husband and wife
Division	Ownership and managerial interests are equal (except control of business is solely with managing spouse)	Ownership interest must be equal	Ownership can be divided into any number of interests equal or unequal	Ownership interest is in relation to interest in partnership	Ownership is a personal property interest and can be divided into any number of interests	Ownership and managerial interests are equal
Title	Title is in the "community." Each interest is separate but management is unified	Sale or encumbrance by joint tenant servers joint tenancy	Each co-owner has a separate legal title to his/her undivided interest	Title is in the "partnership"	Legal and equitable title is held by the trustee	Title is in the "community," management is unified
Possession	Both co-owners have equal management and control	Equal right of possession	Equal right of possession	Equal right of possession but only for partnership purposes	Right of possession as specified in the trust provisions	Both co-owners have equal management and control
Conveyance	Requires written consent of other spouse or actual conveyance by deed. Separate interest is devisable by will	Conveyance by one co-owner without the others breaks the joint tenancy	Each co-owner's interest may be conveyed separately by its owner	Purchaser acquires interest that partnership owned	Designated parties with the trust agreement authorize the trustee to convey property. Also a beneficiary's interest in the trust may be transferred	Right of survivorship may be terminated pursuant to the same procedures by which a joint tenancy may be severed
Purchaser's Status	Purchaser can only acquire whole title of community; cannot acquire a part of it	Purchaser will become a tenant in common with other co-owners in the property as to the purchaser's interest. Other owners may remain joint tenants	Purchaser will become a tenant in common with other co-owners in the property	Purchaser acquires interest that partnership owned	A purchaser may obtain a beneficial interest by assignment or may obtain legal and equitable title from the trust	Purchaser can only acquire whole title of community; cannot acquire a part of it
Death	On co-owner's death 1/2 belongs to survivor in severalty. 1/2 goes by will to descendant's devisee or by succession to survivor	On co-owner's death his/her interest ends and cannot be disposed of by will. Survivor owns the property by survivorship	On co-owner's death his/her interest passes by will to devisee or heirs. No survivorship right	On partner's death his/her partnership interest passes to the surviving partner pending liquidation of the partnership. Share of deceased partner then goes to his/her estate	Successor beneficiaries may be named in the trust agreement, eliminating the need for probate	Upon the death of a spouse, his/her interest passes to the surviving spouse, without administration, subject to the same procedures as property held in joint tenancy
Successor's Status	If passing by will, tenancy in common between devisee and surviving results	Last survivor owns property	Devisee or heirs become tenants in common	Heirs or devisee have rights in partnership interest but not specific property	Defined by the trust agreement, generally the successor becomes the beneficiary and the trust continues	Surviving spouse owns property
Creditor's Rights	Property of community is liable for debts of either spouse which are made before or after marriage. Whole property may be sold on execution sale to satisfy creditor	Co-owner's interest may be sold on execution sale to satisfy creditor. Joint tenancy is broken, creditor becomes a tenant in common	Co-owner's interest may be sold on execution sale to satisfy his/her creditor. Creditor becomes a tenant in common	Partner's interest cannot be seized or sold separately by his/her personal creditor but his/her share of profits may be obtained by a personal creditor. Whole property may be sold on execution sale to satisfy partnership creditor	Creditor may seek an order for execution sale of the beneficial interest or may seek an order that the trust estate be liquidated and the proceeds distributed	Property of community is liable for debts of either which are made before or after marriage; whole property may be sold on execution sale to satisfy creditor
Presumption	Strong presumption that property acquired by husband and wife is community	Must be expressly stated	Favored in doubtful cases except husband and wife cases	Arise only by virtue of partnership status in property placed in partnership	A trust is expressly created by an executed trust agreement	Must be expressly stated

Chart courtesy of Fidelity National Title Insurance Company

FREQUENTLY ASKED QUESTIONS

ANSWERED

HOW WILL YOU TELL ME ABOUT THE NEWEST HOMES AVAILABLE?

The Multiple Listing Service Website provides up-to-date information for nearly every home on the market.

I constantly check the New on Market list and will send you the latest listings via email at a frequency that's most helpful for you, daily or in real time.

WILL YOU INFORM ME OF HOMES FROM ALL BAY AREA REAL ESTATE COMPANIES OR ONLY KELLER WILLIAMS REALTY?

I will keep you informed of all homes that come available, including off-market deals, to help you find your ideal home.

CAN YOU HELP ME FIND NEW CONSTRUCTION HOMES?

Yes, I have access to all the new construction opportunities in the city and can get you the information you need to make a decision. I will accompany you on your first visit with the builder. By using my services with a new construction home purchase, you will receive the services I offer, as well as those provided by the builder, at no additional cost.



FREQUENTLY ASKED QUESTIONS

ANSWERED

HOW DOES FOR SALE BY OWNER (FSBO) WORK?

Homeowners trying to sell their home without agent representation are usually doing so in the hopes of saving the commission. If you see a FSBO and want the advantages of my services, let me contact the owner for you and make an appointment. Often, the homeowner will work with an agent, even though their home is not listed since the agent is introducing a potential buyer to their property. While you may get a deal buying directly from the seller, if they are not a licensed agent, it may be a challenging experience.

CAN WE GO BACK THROUGH OUR PROPERTY AGAIN ONCE AN OFFER IS MADE BUT BEFORE POSSESSION?

You should complete all of your inspections and walk-throughs before removing any contingencies. If you need to see the property again for any reason, we can make a special request to the seller for access. They often allow it, but they are not required to do so. Just prior to closing, we will schedule a final walk-through and inspection of your new home.

WHAT HAPPENS AFTER CLOSE OF ESCROW?

You can celebrate and shift your focus to moving into your new home. You will want to schedule your move, pack items and notify businesses of your address change. I can provide you with a moving checklist to help you remember all the details.



THANK YOU

LET'S GET STARTED

Again, thank you for the opportunity to present my proven winning buying strategy to help you find and purchase your property. I am excited and honored to be helping you on your journey to home ownership.

Gayle Quill

Real Estate Agent

LIC #12345678

210-126-8080

Gayle@GQ.com

Gayle.GQ.com

4937 Telegraph Ave. Suite A Oakland, CA 94609



kw
KELLERWILLIAMS®