

Assist 2 Sell, HomeWorks Realty

SPRING CLEANING *guide*

ASSIST 2 SELL, HOMEWORKS REALTY

1. WHY THIS GUIDE

A little explanation about the why behind this guide

2. A BRIEF HISTORY

A look at spring cleaning throughout the ages

3. YOUR SUPPLIES

Everything you need to make your home sparkle

4. SCHEDULE

Organization is the key to spring cleaning success

5. CHECKLIST BY ROOM

Room-by-room checklist to keep you organized

6. CLEANING TIPS

Cleaning tricks that will make you love spring cleaning

7. TIKTOK ROUNDUP

Best TIKTOK cleaning hacks to make your home shine

8. 30 DAY CHALLENGE

30 tasks, 30 days, 30 ways to spring clean the easy way



WHY THIS GUIDE

We put this guide together for those that love a clean home but have no idea where to start. We hope you love this very thorough Spring Cleaning Guide with we think will have a little something for everyone.

We know that a clean house attracts buyers like crazy so if you are thinking of selling, we hope you find this guide very helpful!



**LIFE TRULY BEGINS ONLY
AFTER YOU HAVE PUT
YOUR HOUSE IN ORDER**

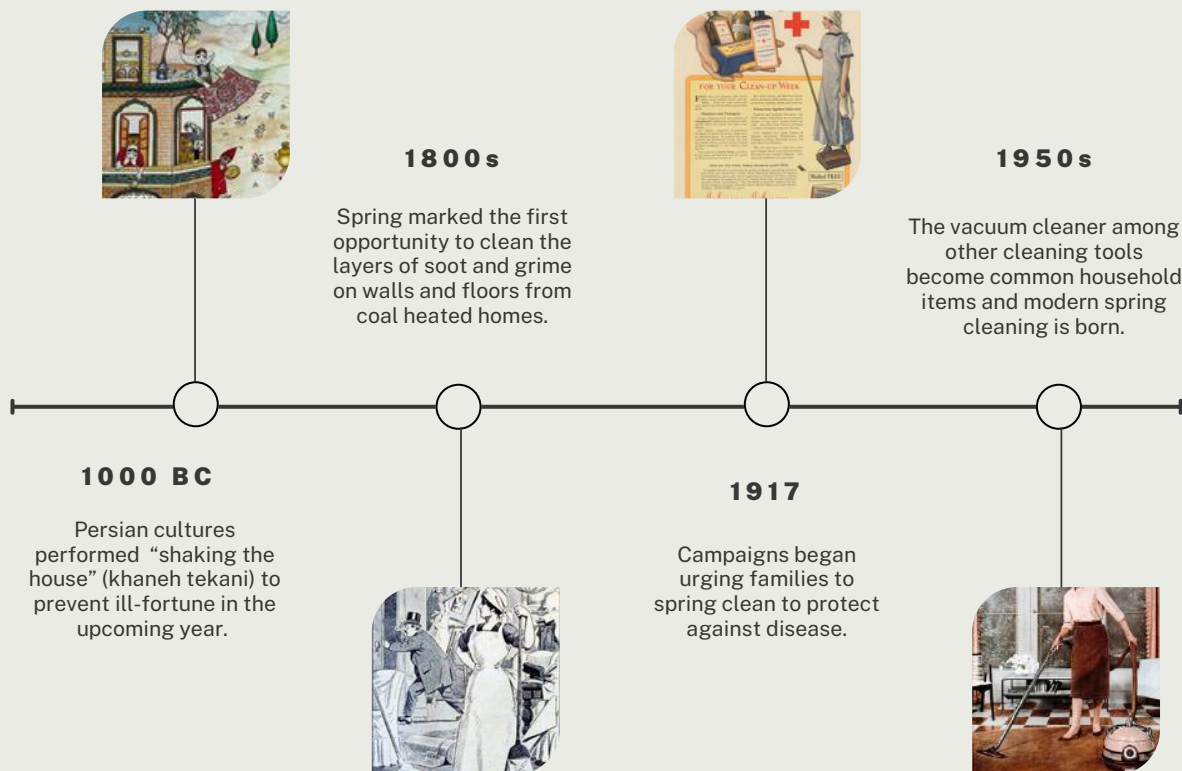
- Marie Kondo



SPRING CLEANING

brief history

Why do we spring clean anyway? Where did this tradition begin and how has it looked throughout the years? We decided it was time to find out. Here's a glimpse at spring cleaning throughout the ages.



A wooden rack with several light-colored towels hanging from it. To the left, a potted plant with long, green, spiky leaves is visible. The background is a plain, light-colored wall.

IMPROVES FOCUS

PROMOTES HAPPINESS

PREVENTS INJURY

WHY SPRING CLEAN

DECREASE STRESS

PREVENT ILLNESS

HELPS SLEEP



GATHER *your* SUPPLIES

Keep it Natural



■ BUCKET



■ MICROFIBER CLOTHS



■ SPONGES



■ DUSTER




■ VINEGAR



■ ALL-PURP CLEANER



■ BAKING SODA



■ VACUUM



■ MOP

GENERAL CLEANING

There are general cleaning tasks that you can tackle in every room of your home.



■ **CLEAN ALL BASEBOARDS**

Use bristle attachment then damp microfibre cloth for the perfect finishing touch.

■ **DUST**

Start high with ceiling fans and windows and work your way low with surfaces and chairs.

■ **VACUUM**

Give your carpets and floors a once over with the vacuum. Make sure to dust first!

■ **DEEP CLEAN RUGS**

Rent a deep cleaner and give your rugs a good clean to lift deep-rooted dirt and grime.

■ **CLEAN UPHOLSTERY**

Clean removable coverings and use a vacuum attachment to clean all upholstery.

■ **CLEAN CURTAINS**

Drapes, curtains, and blinds accumulate dust and dirt throughout the year.

A great spring clean starts with organization. Create a to-do list with everything you'd like cleaned. Mark the days they will be completed and then assign the task to a family member.

[illegible]

QUICK AND EASY *clean*

A



- ☐ VACUUM AND DUST EVERYWHERE
- ☐ ORGANIZE MISPLACED ITEMS THROUGHOUT THE HOUSE
- ☐ DEEP CLEAN FRIDGE, STOVE AND SMALL APPLIANCES

ONE DAY

B



- ☐ DEEP CLEAN WASHER/DRYER AND DISHWASHER
- ☐ CLEAN OR VACUUM UPHOLSTERY
- ☐ DEEP CLEAN AND FLIP MATTRESS

TWO DAYS

C



- ☐ DEEP CLEAN CARPETS
- ☐ DONATE OLD CLOTHES AND DAMAGED ITEMS
- ☐ ORGANIZE AND CLEAN CLOSETS

THREE DAYS



CHECKLIST BY AREA

Time to clean each area in your home. Whether you choose to start in the attic and work your way down or start with your outdoor spaces and move inside, start with realistic set of expectations and then focus on one task at a time. Use the checklists on the following pages to make sure you don't miss any items in any room.



**HAVE NOTHING IN YOUR
HOUSE THAT YOU DO
NOT KNOW TO BE
BEAUTIFUL OR BELIEVE
TO BE USEFUL.**

- William Morris



KITCHEN

- ☐ DUST REFRIGERATOR COILS
- ☐ DEFROST THE FREEZER
- ☐ CLEAN OUT PANTRY
- ☐ DEEP CLEAN OVEN
- ☐ DEEP CLEAN THE FRIDGE
- ☐ CLEAN CABINETS
- ☐ CLEAN SMALL APPLIANCES
- ☐ CLEAN MICROWAVE
- ☐ CLEAN BACKSPLASH
- ☐ ORGANIZE UNDER SINK
- ☐ CLEAN DISHWASHER



BATHROOM

- ☐ DISCARD EXPIRED MAKEUP
- ☐ UPDATE FIRST-AID KIT
- ☐ DEEP CLEAN SHOWER
- ☐ WASH BATHMATS
- ☐ DEEP CLEAN TOILET AND SINK
- ☐ WASH TOWELS AND LINENS
- ☐ REPLACE OR WASH SHOWER LINER
- ☐ CLEAN GROUT
- ☐ WIPE DOWN MIRROR AND SINK
- ☐ ORGANIZE MEDICINE CABINET
- ☐ SANITIZE TRASH CAN

BEDROOMS

- ☐ WASH ALL BEDDING
- ☐ DEEP CLEAN YOUR MATTRESS
- ☐ DECLUTTER CLOSET
- ☐ ORGANIZE DRESSER
- ☐ CLEAN UNDER YOUR BED
- ☐ WASH PILLOWS
- ☐ SWITCH OUT FALL/WINTER CLOTHES
FOR SPRING/SUMMER CLOTHES
- ☐ FLIP MATTRESS

A person wearing a light-colored shirt and dark pants is vacuuming a carpeted floor. The vacuum is a stick vacuum with a motor unit on the floor and a handle being held by the person. The background is a textured carpet.

LIVING ROOM

- ☐ OPEN WINDOWS
- ☐ DUST LIGHT FIXTURES
- ☐ DUST FURNITURE, DECOR, ETC.
- ☐ WASH CURTAINS
- ☐ WASH PILLOWS
- ☐ WASH BLANKETS
- ☐ WIPE DOWN WINDOWS AND BLINDS
- ☐ WIPE DOWN COFFEE TABLE
- ☐ VACUUM FLOORS

LAUNDRY ROOM

- ☐ WIPE DOWN WASHER AND DRYER
- ☐ CLEAN DRYER TRAP
- ☐ WASH INSIDE OF WASHER
- ☐ DISCARD/ DONATE UNWANTED ITEMS
- ☐ DEEP CLEAN WASHING MACHINE
- ☐ ORGANIZE LAUNDRY SUPPLIES

A close-up photograph of a hand with a ring on the ring finger, gently touching the surface of water. The water is dark and has concentric ripples emanating from the point of contact. The background is blurred, showing some green foliage.

OUTDOOR SPACES

- ☐ SCRUB DECK AND PATIO
- ☐ WASH DRIVEWAY
- ☐ TREAT MILDEW
- ☐ WASH OUTDOOR FURNITURE
- ☐ CHECK FOR DAMAGED LIGHTS
- ☐ SWEEP FLOORS
- ☐ CLEAN DOORMAT
- ☐ CHECK ON PLANTS

Some CLEANING TIPS+TRICKS



MAKE YOUR TRASH SMELL BETTER.

Cooked fish for dinner? Help your kitchen trash can smell a little more pleasant every day by placing a couple sprinkles of baking soda on the bottom of the can. They will absorb spills and help mask odours.

USE BAKING SODA FOR STAINED MUGS

Fun fact: Did you know the Statue of Liberty was cleaned with baking soda on its centennial? You can also use baking soda to clean stained teacups and coffee mugs. Fill the mug with one part baking soda and two parts water. Let soak overnight, then rub with a sponge and rinse.






CREATE NATURAL AIR FRESHENER

Give your room a fresh scent. Whip up a room deodorizer on the stovetop by simmering orange rinds or lemon slices and rosemary in a pot of water. The scent will freshen your space.

REMOVE PET HAIR WITH SQUEEGEE

Use your trusted bathroom squeegee to scrape over your carpets or rugs to lift up embedded hairs and dust that get pushed down by the vacuum cleaner. Because of the shape, squeegees are also great at removing dirt or dust from the corners of your room.



DE-FUNK YOUR DISHWASHER

Fill a dishwasher-safe cup or bowl with white vinegar and place it on the upper rack of your dishwasher. Afterwards, run the dishwasher on the hottest setting. If you don't like the smell of vinegar, you can also opt to sprinkle one cup of baking soda along the bottom of your dishwasher and rinse on a hot-water cycle instead.



REFRESH IDEAS

Take spring cleaning beyond just organization and making your home sparkle? Try this refresh ideas to instantly give your home a face-lift without any major renovations needed.



SWAP YOUR SCENTS

Swap out winter scents for spring aromas that will freshen up your home and reflect the spring season. Try scents like jasmine, rose, or mandarin. Try adding reed diffusers with essential oils to an entryway or candles to a bathroom to instantly refresh your home for spring.



CHOOSE LIGHTER FABRICS

Pack away your heavy duvets and knit throws and bring out those lighter fabrics like cotton or linen. Choose a white or neutral fabric to instantly brighten up your space or add a pop of spring pastels for a instant seasonal refresh. Want to really change the look of any room? Swap out dark, heavy drapes and rugs for lighter options.



GO GREEN

There's nothing that makes us feel more connected to the warmer months than a little green indoors. Plants are proven to boost our happiness, reduce stress and even remove toxins from the air, so why not invest in some greenery for your home? If you're anything like us, and tend to "forget" to care for anything green indoors, you might want to try displaying plants that don't need a lot of upkeep. Snake plants and Aloe Vera plants are a beautiful and low maintenance option.



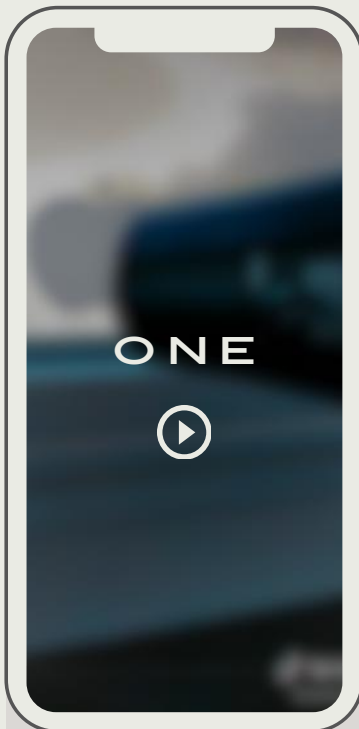
ADD POPS OF COLOUR

If you tend to lean towards cool tones in the winter spring is the perfect season to incorporate some colour. Try a floral duvet, a colourful throw, or fun and bold posters to instantly brighten up your home without breaking the bank. Small home accessories like candles, flowers, and books are another great way to add a subtle pop of colour to your space. If you prefer a neutral palette, stick to light pastels like muted pinks, greens, or blues which can add instant depth to any neutral decor.



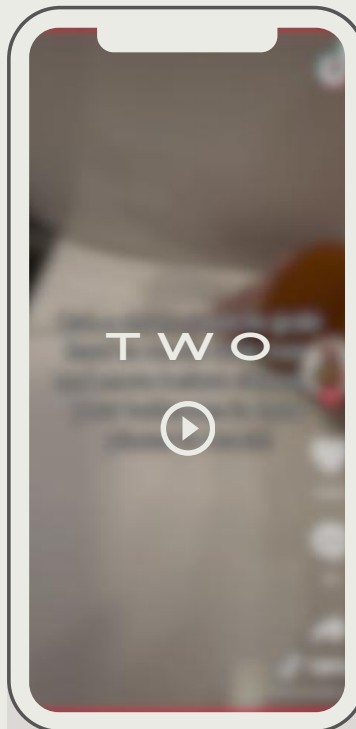
ROUNDUP

TIKTOK *cleaning* HACKS



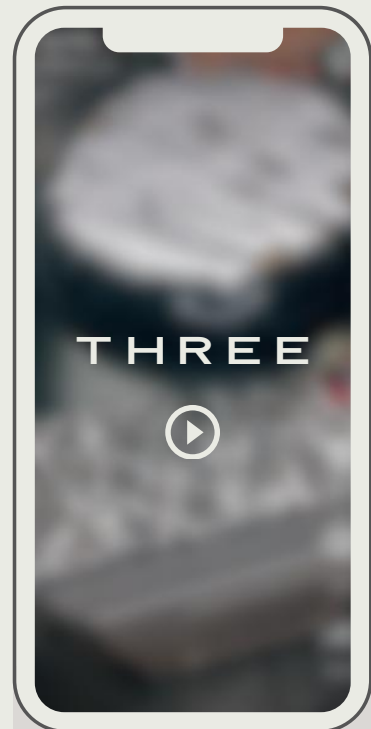
REMOVE STUBBORN STICKERS

Simple trick to
remove the stick!



CLEAN TOILETS WITH DRYER SHEETS

More than just
static cling.



CLEAN PANS WITH BAKING SODA

And hydrogen
peroxide.



ROUNDUP

TIKTOK *cleaning* HACKS

FOUR



DUST CEILING FAN EASILY

Using something
we all have in
the linen closet.

FIVE



CLEANING STAINED CONTAINERS

So simple you'll
never forget it.

SIX



GET PET HAIR OUT OF THE CARPET

Using just a
squeegee.





BTS *our family* CLEAN



What do you get when you ask your creative daughter, artistic son and accommodating husband to spring clean the house while momma is busy showing homes? A clean house sure, but with a side of mega forts (they cleaned the sheets THEN made the forts BTW), and face paint that may or may not have ended up all over the sheets lol!

30 DAY *spring clean* CHALLENGE

1 Dust shelves, books, chairs, etc.	2 Wash and store winter clothes.	3 Clean out medicine cabinet.	4 Sort through summer clothes.	5 Clean small appliances.	6 Clean your car.
1 Clean washer dryer.	1 Clean patio and outdoor furniture.	1 Clean microwave.	1 Organize utility closets.	1 Degrease hood fan.	1 Clean ceiling fixtures.
1 Deep clean fridge.	1 Organize and clean cabinets.	1 Wash household linens.	1 Organize drawers.	1 Clean your over.	1 Clean windows and walls.
1 Wash makeup and hair brushes.	1 Deep clean dishwasher.	1 Vacuum furniture + baseboards.	1 Clean your garage.	1 Wash drapes, and blinds.	1 Deep clean mattress.
1 Organize and toss expired food.	1 Have kids spring clean their bedrooms.	1 Clean kitchen sink over and under.	1 Sanitize garbage cans.	1 Mop and clean floors and carpets.	1 Vacuum carpets and floors.



**NEED HELPFUL ARTICLES?
ADDICTED TO GORGEOUS HOMES?
WANT TO GET IN TOUCH?**

www.AsLowAs2995.com