



2025
PROTECTIVE PADDING

www.fisherathletic.com

How to Measure

APPLICATION: Indoor Outdoor

MOUNTING TO: Concrete Block Brick Sheet Rock
 Fence (chain or wood) Concrete Metal Frame

HOW ARE THEY MOUNTING: Z-Brackets U-Channels Direct to Wall - 1" Lip

PANEL BACKING: 7/16" OSB (indoor) 7/16" Exterior Grade Plywood (outdoor) 5/8" Advantech

FOAM: 2" Poly Foam (in/outdoor) 2" Bonded Foam (indoor) 3" Poly Foam
 4" Poly Foam _____

VINYL COVERING: 14 oz. Fire Retardant 18 oz. Coated 18 oz. Fire Retardant

VINYL COLOR:

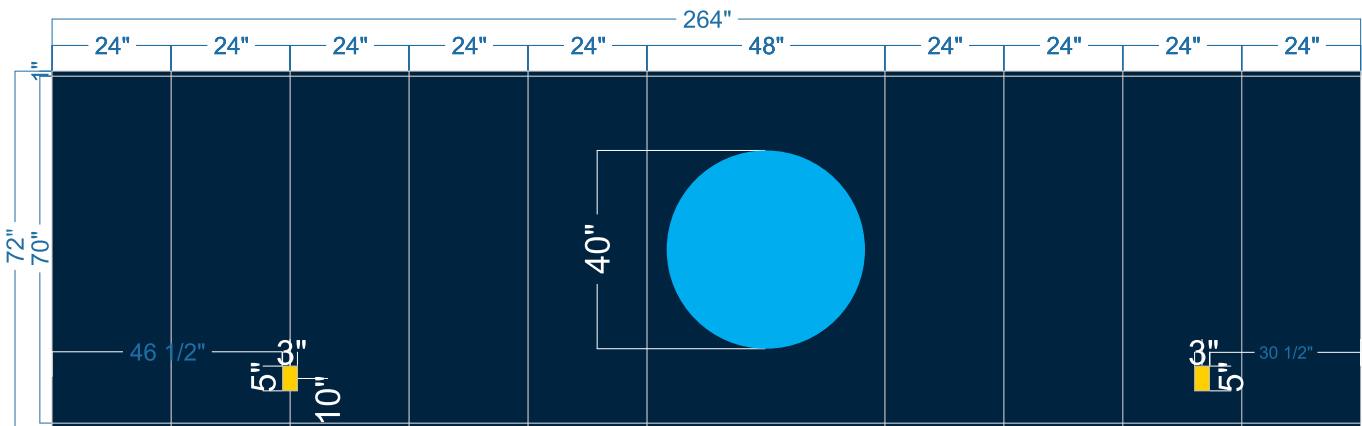
	Maroon	Burgundy	Red	Athletic Orange	Tan	Brown	Forest	Kelly	Columbia	Royal	Navy	Purple	Black	Gray	White
14 oz															
18 oz															
22 oz															

***Color varies based on weight and type of vinyl

GRAPHICS: Yes No **Details:**


CUT-OUTS: Yes No **Details:**

MEASUREMENTS WERE TAKEN FROM: Floor Top of Baseboard
 Height of Baseboard _____



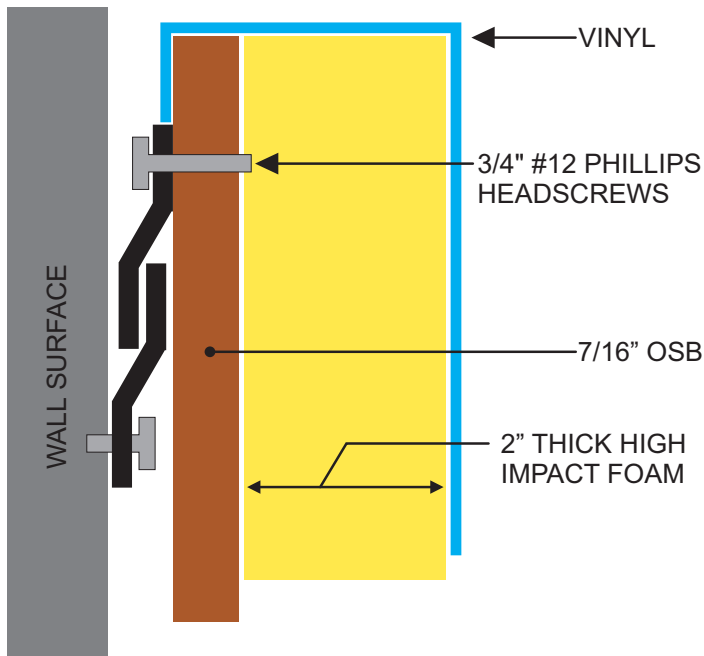
When measuring a wall, the more details given the better. Begin by determining how tall & wide the wall to be paneled is. (Standard is 72 inches High x 24 inches Wide or 72 inches High x 48 inches Wide). Indicate if you are measuring from the floor or from the base board for

cut outs & art. Top and bottom of each cut out should be included in your sketch, also include how far in the cut-out starts. Do not assume large openings are straight, give top and bottom distances for these opening.

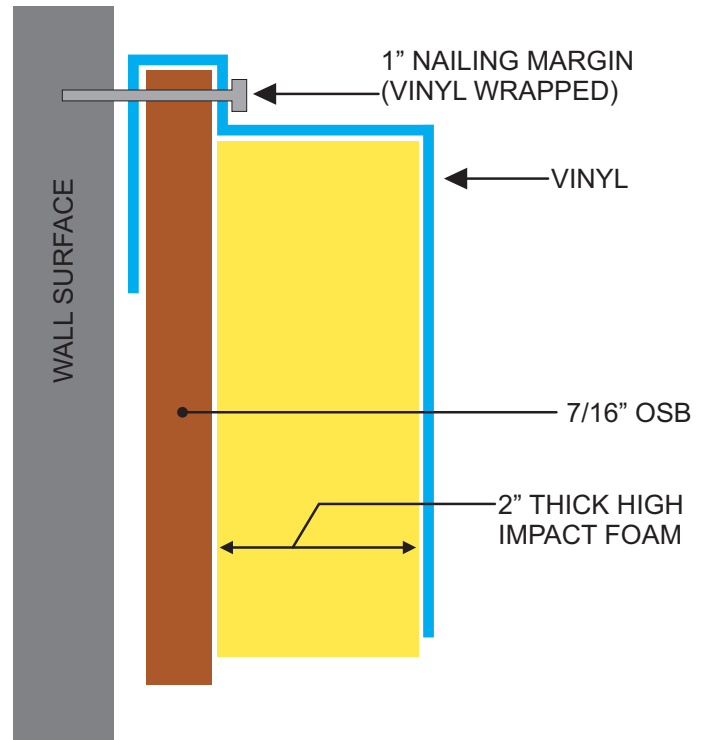


Mounting Systems

Z-Bracket



Nailing Lip



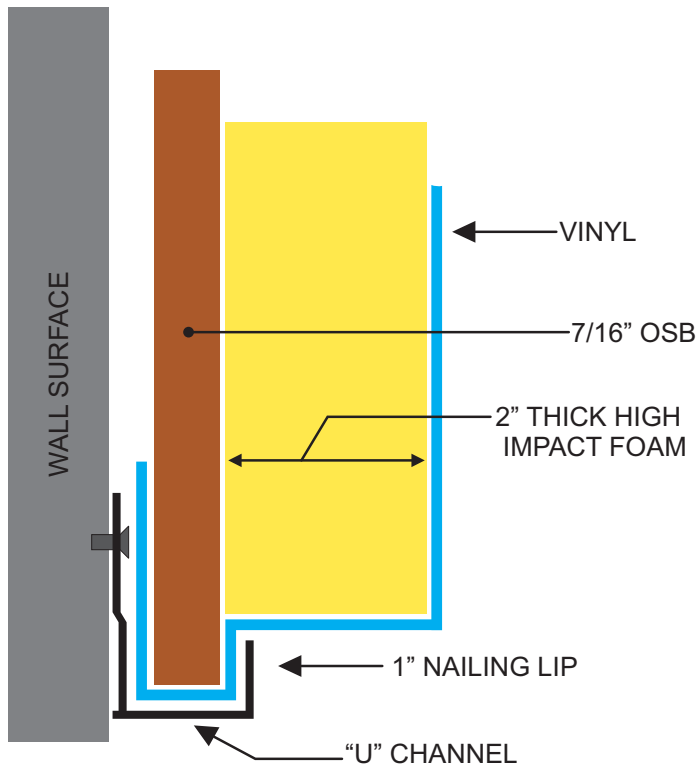
Z-Bracket

Z-Brackets provide an easy option for mounting panels to walls. They are optimal for both outdoor or indoor mounting and allow the panels to easily slide into place for quick mounting and unmounting. This is a great option if you are planning on taking your panels down after the season and putting them back up next year. This will prevent damage and maintain the life span of the panels.

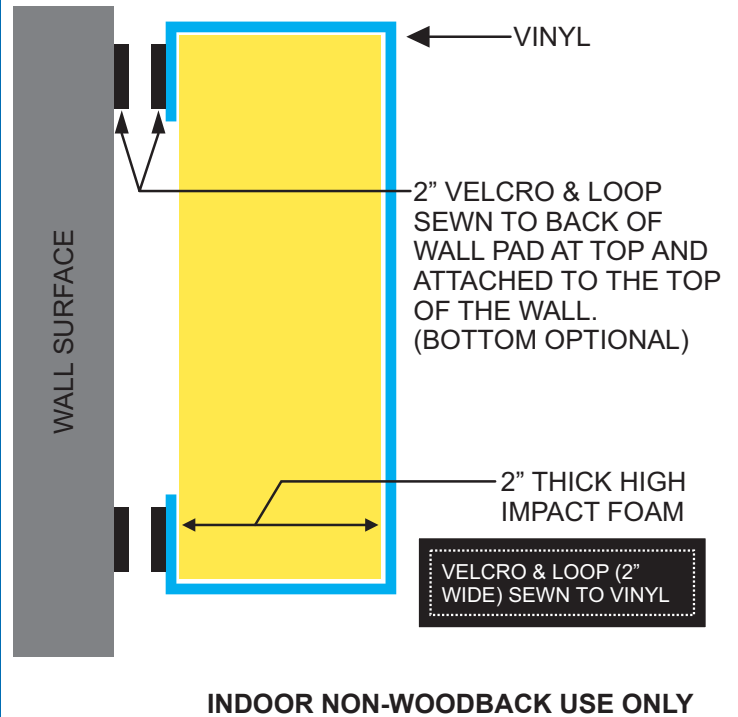
Nailing Lip

Each panel will have a 1 inch nailing lip on top and bottom. This method will require 4-drill holes. 2 at the top and 2 at the bottom of each pad, used to attach to the wall. This is a more permanent solution. The panels can be taken down by removing screws holding them in place. This will result in leaving drill holes in the panels nailing lips.

“U” Channel



Hook and Loop



“U” Channel

“U” Channel is another option. It requires mounting hardware that will stay in place on the wall. The panels can drop in from the top and this allows for easy mounting of the pads. It is recommended to use a 1 inch nailing lip at the top of the pad for added stability.

Hook and Loop

The Hook and Loop method is only for indoor applications. Hook and Loop is sewn onto the removable non-wood backed pad. The opposing hook and loop piece will be attached to the wall for easily installation and movement. Hook and loop fasteners, consist of two components: two lineal fabric strips which are attached to the opposing surfaces to be fastened.

Rail Pads-RPG


Protect your athletes from the hard, sharp edges of rails and other obstructions with rail padding. Padding gives your facility a finished look and added safety. We provide padding for fences, rails, and poles. We also offer custom manufacturing to meet your facility's unique needs. Padding is available in 18 colors and standard and custom

sizes. Logos and text options are a great way to upgrade your venue, advertise, and promote your school and sponsors. Vertical Post Pads and Square Rail Pads are ideal for art work. We offer multiple installation methods including pipe strap and "C" clamp, grommet flaps and hook and loop for easy installation.



Rail Pad w/ Grommets - RPG

Rail pads are grommeted down the sides, used for ease of installation on round railing. Closed cell foam is used to ensure durability. Rail pads are available in 4', 6', 8', 10' sections. Custom sizing is available upon request. Standard pads fit 1-1/2" to 2-1/2" diameter rails.




Vertical Post Pad - RPGV


Covers made with grommets. Standard pads fit 1-1/2" to 2-1/2" diameter rails. Vertical Post Pads are manufactured to your specific needs and sizes. Vertical post pads feature a rectangular design for upright posts. A cleaner look for areas with joining pipes. They are covered in 18 oz coated vinyl.



Rail Pads



MODEL #	
RPG184.....48" Grommeted	RPG1810.....120" Grommeted
RPG186.....72" Grommeted	RPGSO.....Special Size
RPG188.....96" Grommeted	RPGVSO.....Vertical Pad Special Size




Rail Pads-RPSW



Square Rail Pad - RPSW

2" Poly foam is used to ensure durability. Square rail pads are available in 4' to 8' sections. Custom sizing is available upon request. Pads are mounted with mending plates & c-clamps. Measurements are taken from the inside of the pads. Inside dimensions of 4" front x 3" top x 3" back make outside dimensions of 8-3/4" front x 10-1/2" top x 6-3/4" back.



PCAPS

Permanent Corner Covers - PCAP

Wood backed P-CAPS made with grommets. Sealed on 3 sides with the 4th side attached to the rail. Standard pads fit 2" to 3" rails. P-CAP Pads are manufactured to your specific needs and sizes. They are covered in 18 oz coated vinyl. Caps can be designed to extend over rail top to accommodate for finials.



Chain Link Fence Pad

This specialty pad is 13" wide x 10', 12', or 14' long with grommets every 6". Made with 1" closed cell, high density foam padding and 18 oz. vinyl that comes in a variety of color choices. These can also be made in custom sizes to suit your every need.



Stadium Padding



Fisher Athletic's high quality stadium padding are premium wood-backed pads that are built using UV and mildew resistant 18 oz. vinyls and industry leading lumber. Our top of the line craftsmanship guarantees long lasting, beautiful pads that will boost the look and quality of your field.

Foam Options

- 2" Polyfoam
- 3" Polyfoam
- 4" Polyfoam

Size Options

- We offer pads in various heights to fit your stadium padding needs. Fisher does not recommend exceeding a pad height over 8'.
- Our standard pad with is either 2' or 4'. Custom width options are available depending on the specific needs of the job.

Mounting Options

Various mounting options are available to give your padding the best fit to your existing structure. See pages 4-5 for diagrams.

Options include:

- Nailing lips
- U-Channel
- Z-Brackets
- Plastic Wall Brackets (WPBKT)



WPBKT Mounting



Mockup Samples



Mockups are created by the measurements given. Please be as specific as possible when requesting art work. Mockups are broken down into sized pieces and displayed as if it were one solid run of padding.



If a high enough quality image (300 dpi) is provided it is possible to do a rendering of the pads, on the image. There are no measurements provided on this rendering due to the fact this will only provide a general idea of the pads appearance.



As you can see the final product resembles the rendering. Colors and final positioning vary due to screen and quality of photo. A variety of artwork can be applied to the pads from custom logos and infinite color combinations.

Backstop Pads

Backstop padding comes in 4 styles:

Wood Backed Padding (WPS)

Wood Backed with “L” shaped top (PSMS)

Non-wood Backed w/ Grommets (EWM)

Non-wood Backed w/ Grommets along with 2’ wide folding sections and 2”-3” foam (BSP)

EWM and WPS series padding can be mounted to brick, concrete, wood or any solid surface, but also easily mounts to any chain link fence. The EWM series has brass grommets at the top and bottom for mounting. The WPS series padding

is wood backed and is supplied with 1” nailing lips at the top and bottom. Optional “Z” or “U” channel hardware is available for mounting WPS series padding to solid surfaces. Nailing lips are not needed when mounting with “Z” brackets.

Attaching Backstop padding to your fence can reduce bounce-back and protect your players while adding some school spirit to your field with custom graphics, school name, or mascot. Backstop pads are constructed out of 18 oz. vinyl in a variety of colors. Vent holes are added to the bottom of all pads allow for water drainage. Custom sizes are available in the WPS, PSMS

and EWM series padding. BSP’s come standard at 3’ & 4’ height. Widths vary from 6’, 8’, 10,’ to 12’. These are available in 2” and 3” foam. All padding is made in 2 foot folding sections for easy shipping and installation. If there are any questions or concerns about this item it is encouraged to discuss the details of your order with one of our knowledgeable sales advisors.



According to **NCAA**, 3” backstop padding is always required. It should be a minimum distance of 25 feet and a maximum distance of 30 feet from home plate. It is recommended that the backstop be vertical and not extend over the playing field. When the backstop is wood, cement, or brick, it is strongly recommended that it be padded from dugout to dugout no higher than 1 foot off the ground and extending to the top of the wood, cement, brick or 6 feet from the ground, whichever is shorter.

Backstop Pads



Foam Options

- 2" Polyfoam
- 3" Polyfoam

Size Options

- Backstop padding is available in 3 foot and 4 foot heights.
- * • Standard pad widths are 2 foot and 4 foot.
- Custom width options are available depending on the specific needs of the job.

Mounting Options

Various mounting options are available to give your padding the best fit to your existing structure. See pages 4-5 for diagrams.

Options include:

- Nailing lips
- Z-Brackets
- U-Channel
- Plastic Wall Brackets (WPBKT)



Goal Post Pads



All of our goal post pads meet NCAA and NFHS safety standards. Heavy-duty, 18 oz. coated vinyl nylon covers. Available in 18 colors plus custom

letters and logos. Solid polyfoam cylinder with a center cut out to match your post. Please provide pole diameter or circumference when ordering.

Varsity Series Goal Post Pads



Model	Height	O.D.	Units
GPP2006' 22" 1 pair
GPP4006' 13" 1 pair
GPP3006' 18" 1 pair
GPP40077' 13" 1 pair
GPP30077' 18" 1 pair

Pro Series Goal Post Pads



Model	Height	O.D.	Units
GPP2016' 22" 1 pair
GPP4016' 13" 1 pair
GPP3016' 18" 1 pair
GPP40177' 13" 1 pair
GPP30177' 18" 1 pair

Goal Post Pad Types

Traditional

One or two color lettering, tackle twilled onto the pad. Up to 10 letters per pad. Letters and background vinyl available in 18 color options.



Classic

Printed multi-colored letters and logos. No limit on the amount of colors able to be used with a solid color background in one of our 18 vinyl colors.



Elite

360° of fully digitally printed graphics with as many colors as you want. The ultimate way to show off your school's brand.



Square

This unique design allows you to display your team's name or sponsor on all four sides of each pad. Sold in pairs.



Goal Post Pad Wraps & Caps

Wrap

Make your old goal post pads look new again. Change them out for one game, or an entire season with the Wrap. A quick and economical way to upgrade your existing pads, or to promote special events. Wraps close using a vertical hook and loop enclosure. Wraps are sold individually.



Cap

Goal Post Pad Caps are foam padded cap that sits on top of any goal post pad. Custom Diameter by 12 inches tall.



Indoor Applications



Vinyl Options

- 14 oz. laminated, fire retardant vinyl
- 18 oz. coated vinyl
- 18 oz. coated, fire retardant vinyl

Mounting Options

Various mounting options are available to give your padding the best fit to your existing structure. See pages 4-5 for diagrams.

Options include:

- Nailing lips
- Z-Brackets
- U-Channel

Foam Options

- 2" Polyfoam
- 3" Polyfoam
- 4" Polyfoam
- All Foam available in 6lb. bonded foam or 100lb. fire retardant polyfoam

Size Options

- We offer pads in various heights to fit your stadium padding needs. Fisher does not recommend exceeding a pad height over 8'.
- Our standard pad with is either 2' or 4'.
- Custom width options are available depending on the specific needs of the job.

Cut out Options



Built In House

Cutout
Model #: **CO1**
Cutout for
permanent padding
Woodbacked

Cutout
Model #: **CO2**
Cutout for
removable padding
Non-Woodbacked

Cutout
Model #: **COI46**
Cutout for
permanent padding
Woodbacked



Installed On-Site

Stage Padding



Removable Stage Mats

- Mounts with hook and loop Velcro®
- 2" thick Polyfoam
- Cutouts available upon request
- Available in 14 or 18 oz. fire-retardant vinyl
- Custom artwork and lettering available
- Padding custom built to fit your exact size specifications



Permanently Mounted Stage Mats

- 7/16 inch OSB (Oriented Strand Backing) for strength
- All panels are safety finished (no exposed staples, raw edges or sharp corners)
- 1 inch Mounting lip on top and bottom
- Cutouts available
- Each stage pad is one piece "L" shaped mat

Removable Beam Pads

I-Beam




MODEL# IBP23



Removable I-beam Pads are designed to cover the sharp edges and faces of steel I-Beams. Constructed with 2 inch or 3 inch polyfoam.

3-Sided Pad




MODEL# BP3S2

Removable 3-Sided Pads are designed to cover steel or concrete beams, protection on wall beams. Constructed with 2 inch polyfoam.

Corner Pad



MODEL# RCC2



Removable 2-Sided Corner Pads are designed to cover door openings, sharp corners, or angled edges. Constructed with 2 inch polyfoam.

4-Sided Post



MODEL# BP4S2

Removable 4-Sided post cover any type of rectangle post. Full protection on posts in active areas. Constructed with 2 inch polyfoam.

Standard Specifications

- Fastens with 2 inch super-hold, Velcro[®] strips down the inside of the pad
- Corresponding 1 inch or 2 inch pressure sensitive, super-hold Velcro[®] strips fasten to the face of the beam
- Heights to fit any beam
- Priced per square foot

Available Foam Types

2 inch 100 lb. ILD polyfoam
 3 inch 100 lb. ILD polyfoam
 Special foams available

Available Vinyl Coverings

14 oz. laminated, fire retardant, mildew resistant vinyl (15 colors)
 18 oz. coated, mildew resistant vinyl (18 colors)

	Maroon	Burgundy	Red	Athletic Orange	Tan	Brown	Forest	Kelly	Columbia	Royal	Navy	Purple	Black	Gray	White
14	■	■	■	■	■	■	■	■	■	■	■	■	■	■	■
18	■	■	■	■	■	■	■	■	■	■	■	■	■	■	■
18 FR	■	■	■	■	■	■	■	■	■	■	■	■	■	■	■

Permanent Beam Pads

Corner Covers & Beam Pad Specifications

- 7/16 inch OSB (Oriented Strand Board) wood backed for strength & durability
- All panels are safety finished -no exposed staples, raw edges or sharp corners
- Offered in your choice of two vinyl coverings and five foam combinations
- 1inch mounting lip on top and bottom
- Manufactured to your specifications
- Priced per square foot

Custom made to fit any area, these specialty covers will protect your athletes and students from sharp, protruding corners and edges.



Custom Padding



Our **Tower Padding** is made using Non-wood backed with hook and loop series padding, and is ideal for protecting athletes from obstacles on your practice fields. Hazards such as poles, stands and towers into a source of school pride by adding custom logos and lettering.



Custom Printed Pads

Branding: Custom Graphics will change the atmosphere in your facility

Protection: Padding is manufactured with rebond or polyfoam to help reduce impact and protect athletes

Materials: 18 colors available in 14 oz. fire retardant or 18 oz. materials

Design: Our team will create mockups for you when provided vector artwork

Full Color Digitally Printed Wall Panels

Increase your school spirit with these full color digital wall panels. You can use your own photos and artwork or have our art department provide photos, logos, and lettering for maximum impact. Colors and designs are now almost limitless with brilliant inks that will last for years.



Wall Panel Protective Covers

We highly recommend these covers for the protection of your digital and screen printed artwork. They mount directly above your wall panels and can be easily removed and re-mounted.

